



# Medicaid Community Integration

December 9, 2022



# Long Term Services and Supports

	Institutional Services 	Home and Community-Based Services 
Do all states cover the service?	Yes (Mandatory Benefit)	No (Optional Services)
Where are services provided?	<ul style="list-style-type: none"> <li>• NFs</li> <li>• Hospitals</li> <li>• ICF/IIDs</li> <li>• Other Medical Institutions</li> </ul>	<ul style="list-style-type: none"> <li>• Home</li> <li>• Other integrated community-based settings that exclude coverage of room and board</li> </ul>
What services are provided?	<ul style="list-style-type: none"> <li>• Hospital services</li> <li>• NF services</li> <li>• ICF/IID</li> <li>• Inpatient psychiatric services for people under 21 or 65+.</li> </ul>	<ul style="list-style-type: none"> <li>• Case management services</li> <li>• Homemaker services</li> <li>• Home health aid services</li> <li>• Personal Care Services</li> <li>• Adult day health services</li> <li>• Habilitation services</li> <li>• Respite care services</li> <li>• Day treatment or other partial habilitation services and clinic services for people with chronic mental illness</li> <li>• Other services requested by Iowa HHS and approved by CMS as cost effective and necessary to avoid institutionalization.</li> </ul>

# Managed Care Long Term Services and Supports – Current Enrollment



SFY22 Q3    SFY22 Q4



SFY22 Q3    SFY22 Q4

<b>Long-Term Service &amp; Support (LTSS)</b>	21,502	21,436
HCBS Waivers	68.7%	69.0%
Facility Based Services	31.3%	31.0%
<b>HCBS Waivers <sup>1</sup></b>	14,778	14,785
- Reference p. 23-24 for HCBS waiver and service plan enrollment		
<b>Facility Based Services <sup>2</sup></b>	6,724	6,651
ICF/ID <sup>3</sup>	912	849
Mental Health Institute (MHI)	36	43
Nursing Facilities (NF)	5,436	5,411
Nursing Facilities for Mentally Ill	54	59
Skilled	87	88
PMIC <sup>4</sup>	199	201

<b>Long-Term Service &amp; Support (LTSS)</b>	14,667	14,669
HCBS Waivers	65.0%	65.3%
Facility Based Services	35.0%	34.7%
<b>HCBS Waivers <sup>1</sup></b>	9,540	9,583
- Reference p. 23-24 for HCBS waiver and service plan enrollment		
<b>Facility Based Services <sup>2</sup></b>	5,127	5,086
ICF/ID <sup>3</sup>	524	503
Mental Health Institute (MHI)	29	30
Nursing Facilities (NF)	4,340	4,339
Nursing Facilities for Mentally Ill	30	31
Skilled	76	67
PMIC <sup>4</sup>	128	116

Q4 SFY2022 - Report


# Iowa Medicaid Home and Community Based Service Rates (Supported Community Living)

Supported Community Living (per day rate)				
Tier	Without Day Serv.	With Day Serv.	Day Habilitation	Adult Day Service
1	\$205.28	\$183.04	\$73.20	\$60.84
2	\$220.06	\$197.21	\$76.81	\$63.83
3	\$292.82	\$235.74	\$87.48	\$72.69
4	\$296.07	\$239.00	\$88.72	\$73.73
5	\$505.25	\$419.64	\$103.31	\$85.85
6	\$676.18	\$579.16	\$126.33	\$104.98
Residential Based Supported Community Living	\$335.48			

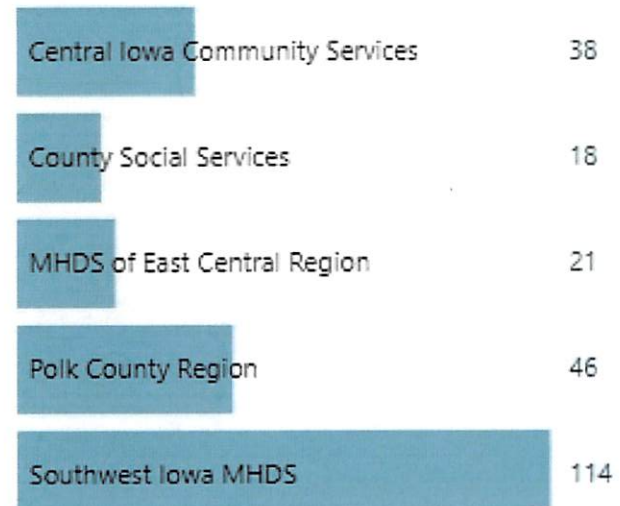
# Individuals Transitioning from Glenwood

- Most of the individuals transitioning from Glenwood are at a Supports Intensity Scale (SIS) Tier 5
- Work has been done to ensure that SIS assessments are up-to-date and inclusive of all member needs

Number of Individuals by SIS Tier



Top 5 First Area of Choice Region



# Financial Differences Institutional vs. HCBS

\*Per Member Per Month Average for all Medicaid services (LTSS, medical, pharmacy, etc.)\*

Cohort	Per Member Per Month
Custodial Care Nursing Facility 65+	\$5,324.58
Elderly HCBS Waiver	\$1,539.84
Custodial Care Nursing Facility <65	\$6,699.88
Non-Dual Skilled Nursing Facility	\$25,761.39
Dual HCBS Waivers: PD; H&D	\$1,953.88
Non-Dual HCBS Waivers: PD; H&D; AIDS	\$4,135.15
Brain Injury HCBS Waiver	\$4,516.72
ICF/ID	\$12,774.60
State Resource Center	\$35,082.89
Intellectual Disability HCBS Waiver	\$5,598.73
PMIC	\$8,249.69
Children's Mental Health HCBS Waiver	\$2,238.46

**Notes:**

Dual =  
Medicare/Medicaid  
Dually Enrolled

State Resource  
Center includes both  
Glenwood and  
Woodward

# Capitation Rates and Community Integration Incentives

- Each year, Iowa Medicaid develops the average per member per month cost of cohorts as shown on the previous slide
- To incent movement towards community-based care, the institutional and community-based payments to managed care organizations are “blended” so that there are not financial motivations to institutional care
- Example:

Cohort	Per Member Per Month	Distribution	Blended Rate Paid to MCO
ICF/ID	\$12,774.60	10.3%	\$6,918.65
State Resource Center	\$35,082.89	2.0%	\$6,918.65
Intellectual Disability HCBS Waiver	\$5,598.73	87.8%	\$6,918.65

# Questions?

