



# **International Student Enrollment at Iowa Regent Universities**

March 28, 2022

Afghanistan	Bulgaria	El Salvador	<b>Italy</b>	Moldova	Romania	Tajikistan
Albania	Burkina Faso	Equatorial Guinea	Jamaica	Mongolia	Russia	Tanzania
Algeria	Burma	Eritrea	<b>Japan</b>	Montenegro	Rwanda	Thailand
Angola	Burundi	Estonia	Jersey	Morocco	Saint Kitts And Nevis	Timor-Leste
Anguilla	Cambodia	Ethiopia	Jordan	Mozambique	Saint Lucia	Togo
Antigua and Barbuda	Cameroon	Finland	Kazakhstan	Namibia	Saint Vincent And The Grenadines	Trinidad and Tobago
Argentina	Canada	France	Kenya	Nepal	Saudi Arabia	Tunisia
Armenia	Cayman Islands	Gambia	<b>Kosovo</b>	Netherlands	Senegal	Turkey
Aruba	Chad	Georgia	Kuwait	New Zealand	Serbia	Turkmenistan
Australia	Chile	Germany	Kyrgyzstan	Nicaragua	Sierra Leone	Uganda
Austria	<b>China</b>	Ghana	Latvia	Niger	Singapore	<b>Ukraine</b>
Azerbaijan	Colombia	Greece	Lebanon	Nigeria	Slovakia	United Arab Emirates
Bahamas, The	Congo	Grenada	Lesotho	Norway	Slovenia	United Kingdom
Bahrain	Congo, Democratic Republic of the	Guatemala	Liberia	Oman	South Africa	Uruguay
Bangladesh	Costa Rica	Honduras	Libya	Pakistan	South Korea	Uzbekistan
Barbados	Cote D'Ivoire	Hong Kong	Lithuania	Palestine, State of	Spain	Venezuela
Belarus	Cyprus	Hungary	Macau	Panama	Sri Lanka	Vietnam
Belgium	Czech Republic	Iceland	Macedonia	Paraguay	Sudan	Yemen
Belize	Denmark	India	Malawi	Peru	Swaziland	Zambia
Benin	Dominica	Indonesia	Malaysia	Philippines	Sweden	Zimbabwe
Bolivia	Dominican Republic	Iran	Maldives	Poland	Switzerland	<b>Regent International Student Countries of Origin, Last 5 years</b>
Bosnia And Herzegovina	Ecuador	Iraq	Mali	Portugal	Syria	
Botswana	Egypt	Ireland	Mauritius	Qatar	<b>Taiwan</b>	<b>Sister State Countries</b>
Brazil		Israel	<b>Mexico</b>	Republic Of South Sudan		

# New international student enrollment in the US before COVID-19

Rates of enrollment decreased the most for the 2017-2018 academic year.

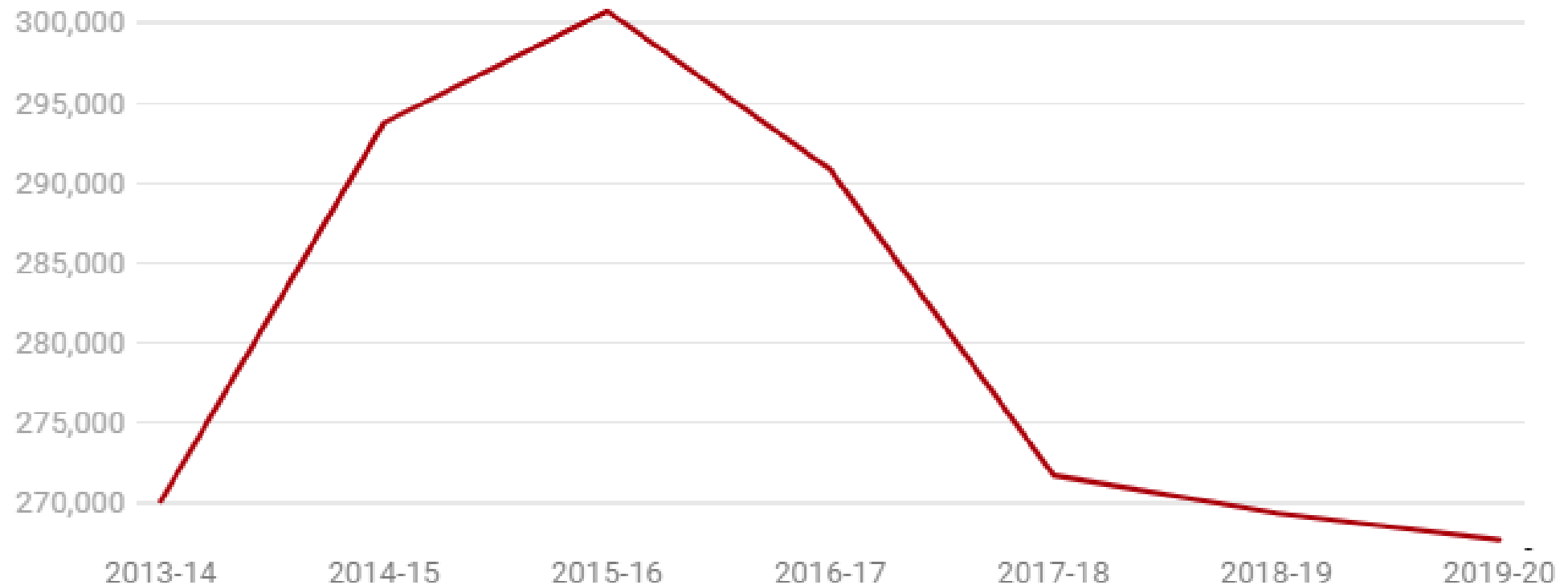
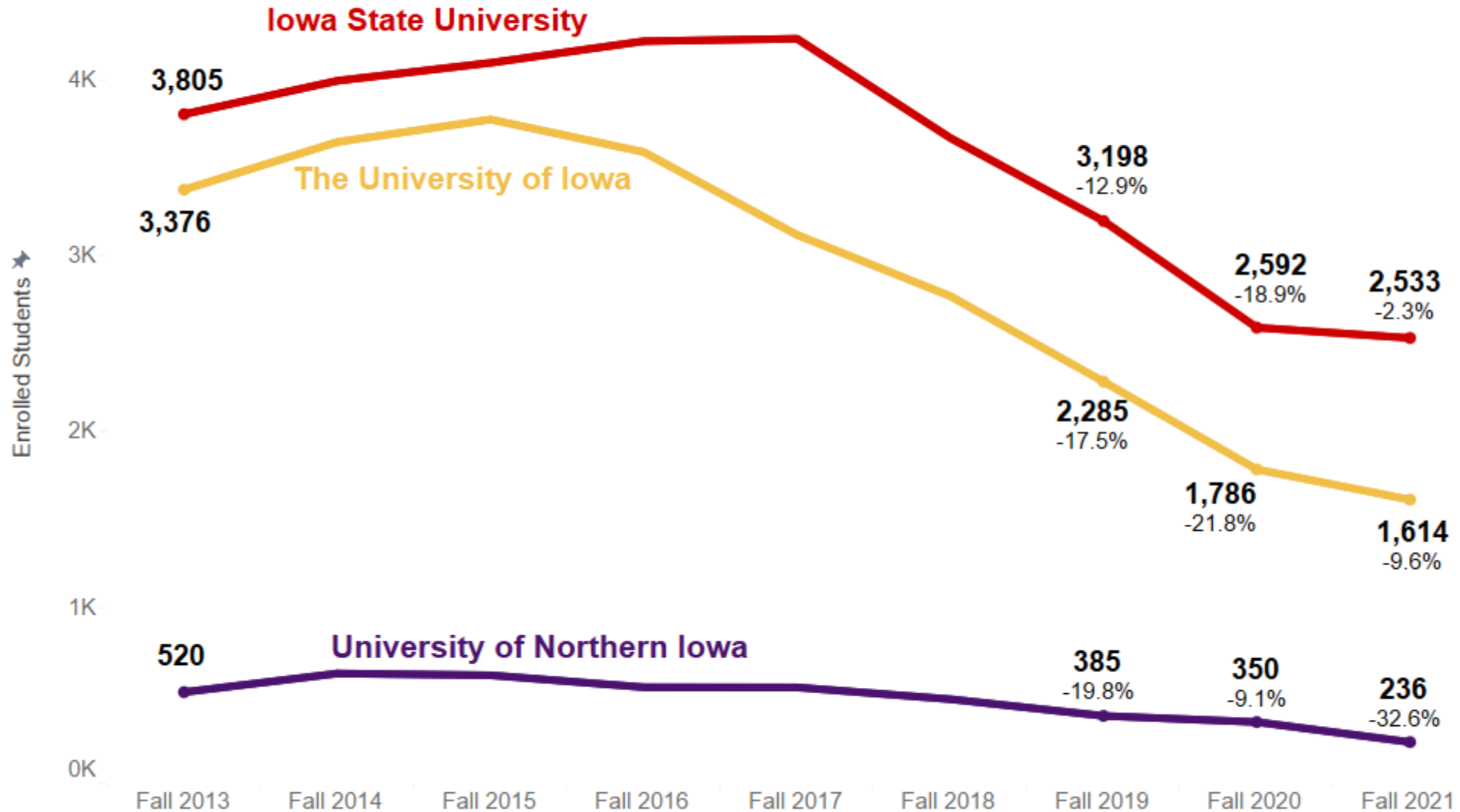


Chart: The Conversation, CC-BY-ND • Source: [The Open Doors Report on International Educational Exchange](#) • [Get the data](#)

# International Student Enrollment by Regent University

Student Headcount & Percent Change from Previous Year

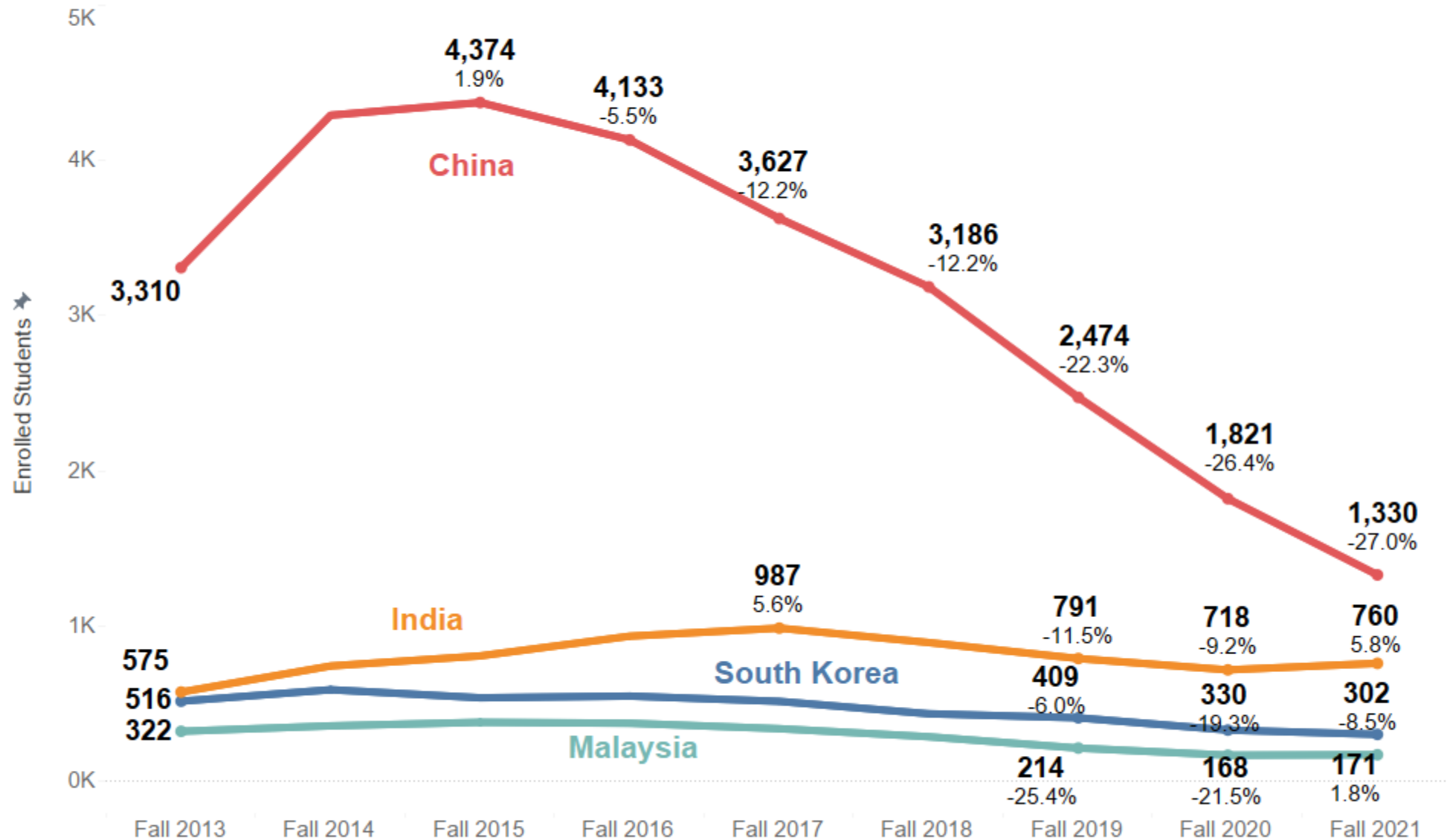


Source: Iowa Board of Regents. Headcounts do not include post-doctoral scholars or medical residents.



# Top Countries of Origin for International Students at Regent Universities

Student Headcount & Percent Change from Previous Year



Source: Iowa Board of Regents. Headcounts do not include post-doctoral scholars or medical residents.

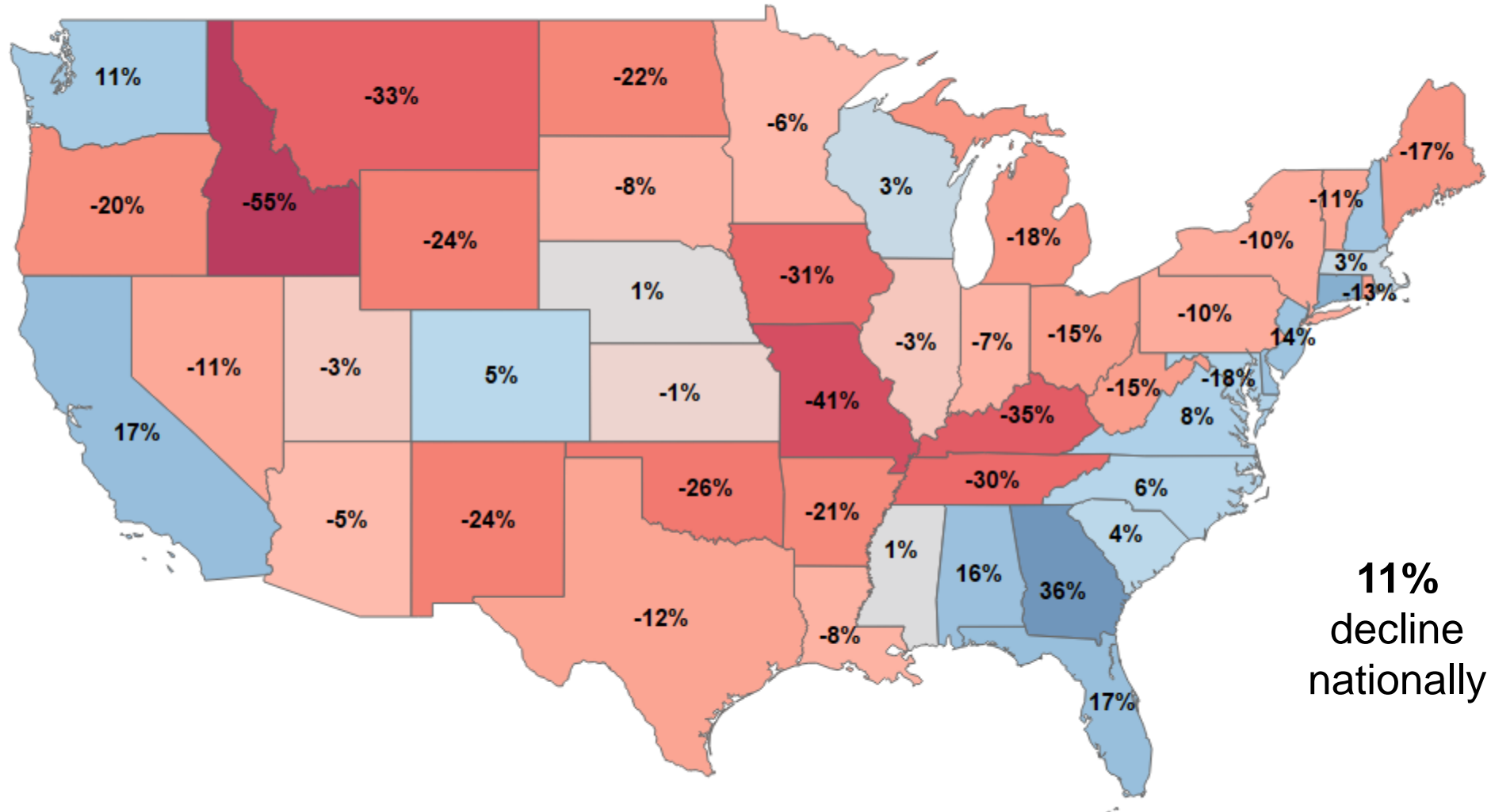


# Percent of Regent Enrollment Decline Driven by losses in International Students

**38.9%**

Fall 2016 to Fall 2021

# Percent Change in International Student Enrollment at 4-Year Public Colleges 2015 - 2019 (Pre-COVID-19)

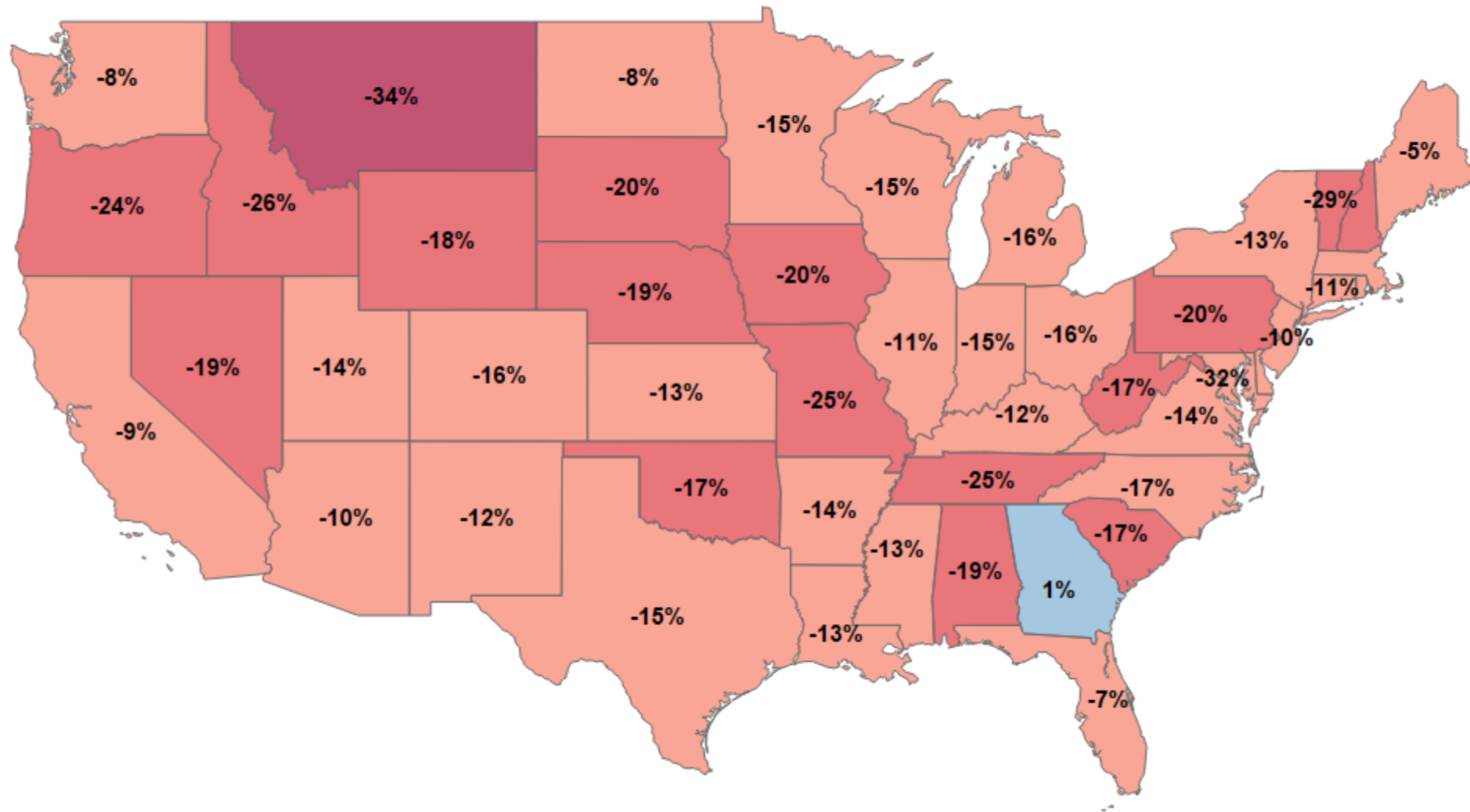


**11%**  
decline  
nationally

Source: Integrated Postsecondary Education Data System (IPEDS)  
Includes Fall enrollment of international undergraduate and graduate students at 4-year public colleges. Penn State University excluded due to no data except 2020  
Workbook: International Student Enrollment Trends, IPEDS



# Percent Change in International Student Enrollment at 4-Year Public Colleges 2019 - 2020 (COVID-19 Effect)



Source: Integrated Postsecondary Education Data System (IPEDS)  
Includes Fall enrollment of international undergraduate and graduate students at 4-year public colleges. Penn State University excluded due to no data except 2020  
Workbook: International Student Enrollment Trends, IPEDS

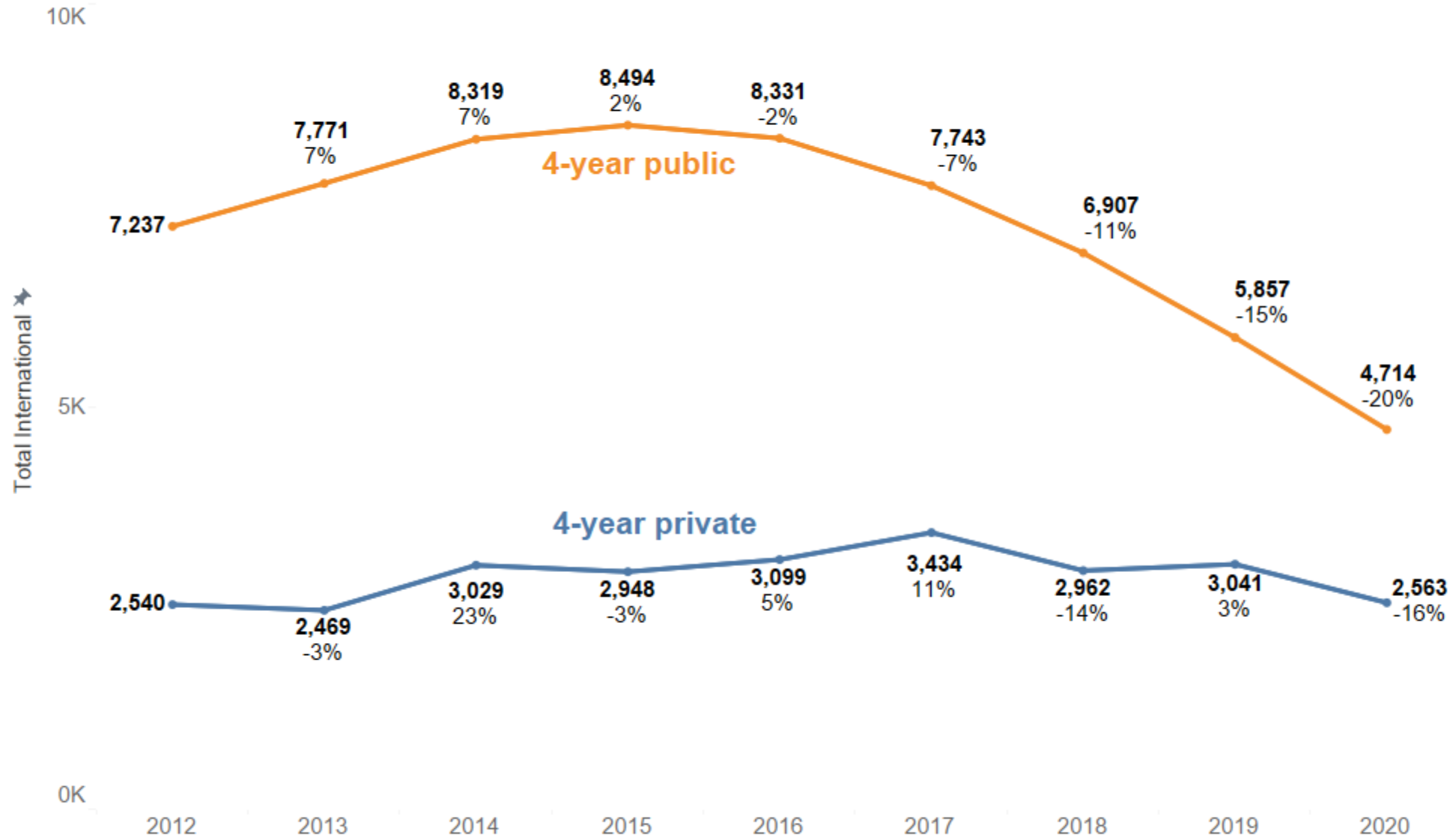


BOARD OF  
REGENTS  
STATE OF IOWA



# Iowa 4-Year Colleges International Student Enrollment

## Total Enrolled and Percent Change 2012-2020



Source: Integrated Postsecondary Education Data System (IPEDS)  
 Includes Fall enrollment of international undergraduate and graduate students at 4-year colleges and universities  
 Workbook: International Student Enrollment Trends, IPEDS



**BOARD OF REGENTS**  
STATE OF IOWA

**Questions?**