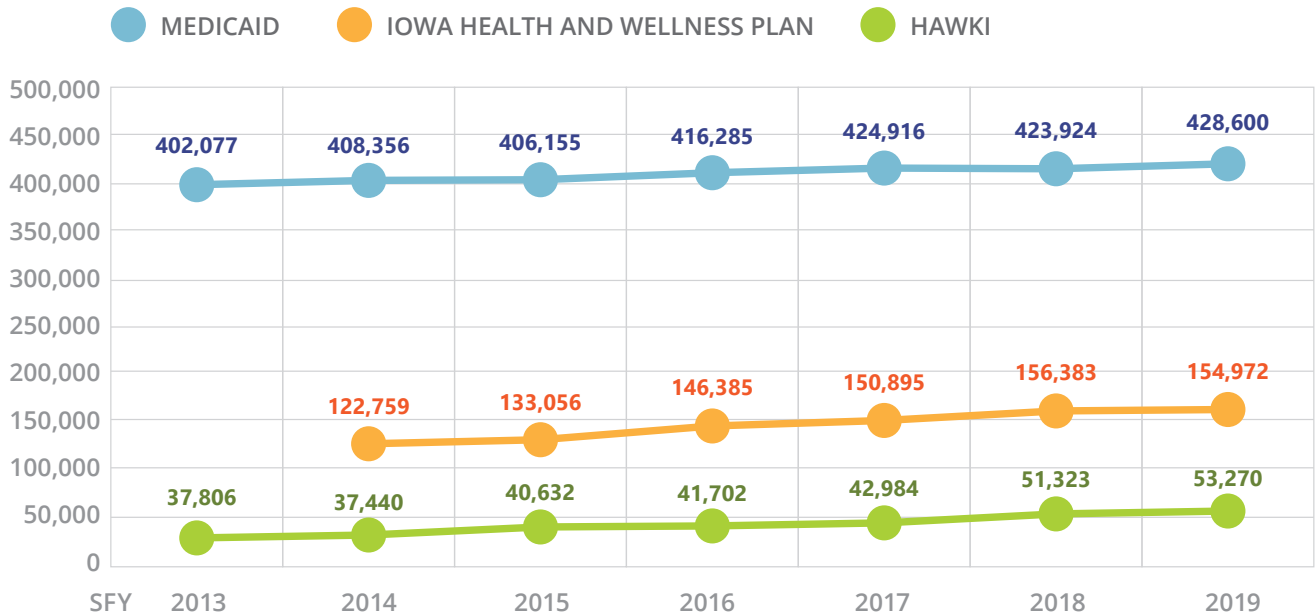


MEDICAID ENROLLMENT

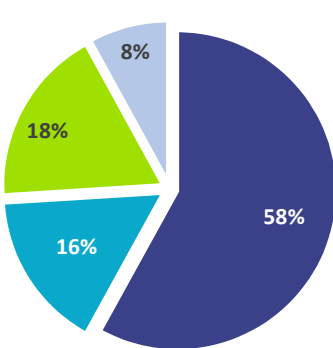
EXECUTIVE SUMMARY

The chart below shows a snapshot of enrollment trends in traditional Medicaid, the Iowa Health and Wellness Plan and Hawki from fiscal years 2013 through 2019. Due to eligibility requirements, population counts are fluid and can change from day-to-day. Coverage under the Iowa Health and Wellness Plan started January 1, 2014.

ENROLLMENT

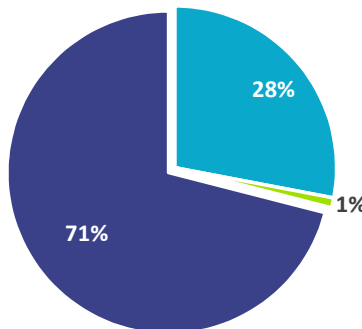


Average Traditional Medicaid Enrollment in SFY19



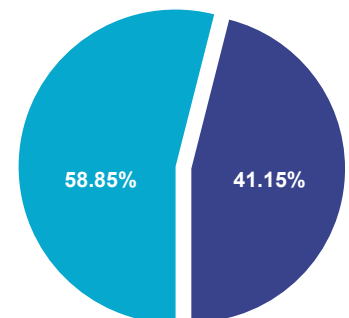
■ Child (58%) ■ Adult (16%)
■ Disabled (18%) ■ Elderly (8%)

Medicaid Enrollment in SFY19 by Program



■ Iowa Health and Wellness Plan (28%)
■ State Family Planning Program (1%)
■ Traditional Medicaid (71%)

November 2019 Medicaid Enrollment by MCO



• Amerigroup Iowa: 58.85% (349,334)
• Iowa Total Care: 41.15% (244,231)