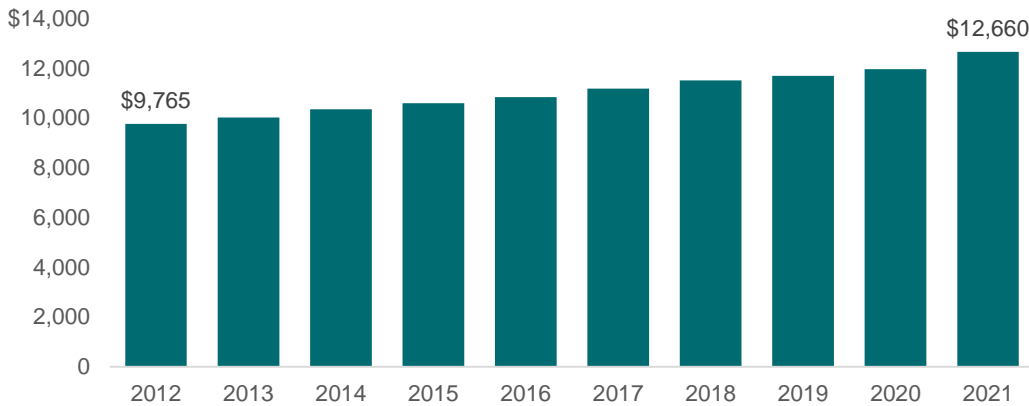



# Public School District General Fund Expenditures In Iowa

## General Fund Expenditures Per Pupil

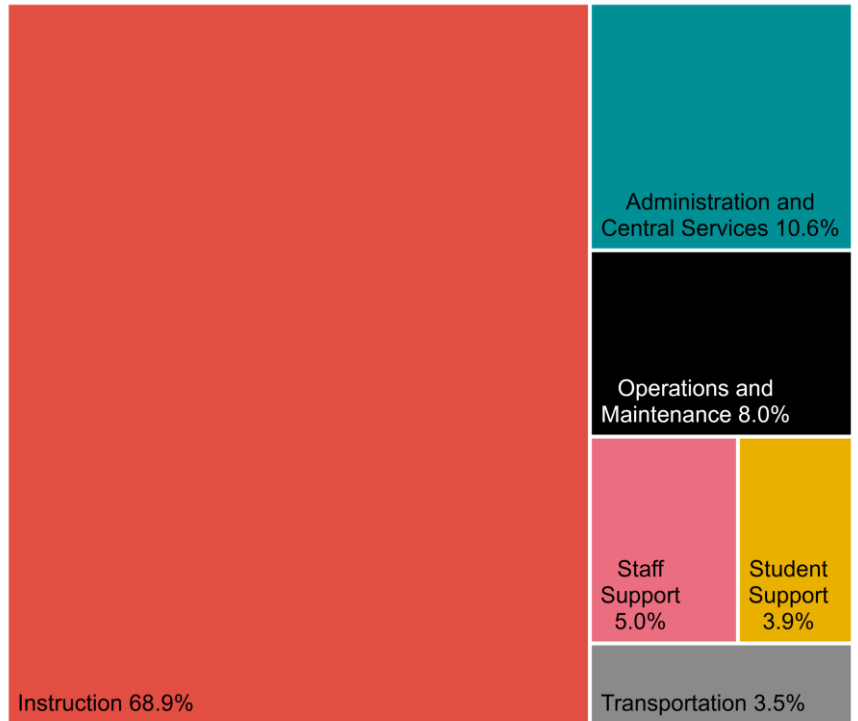


General fund expenditures per pupil is calculated using statewide school district total general fund expenditures and does not include Area Education Agency (AEA) or other interagency transfers.

FY 2021 Expenditures by Object as a Percentage of General Fund Expenditures



FY 2021 Expenditures by Function as a Percentage of General Fund Expenditures\*



Fiscal Year	FY 2021 Expenditures by Object				FY 2021 Expenditures by Function					
	Salaries and Benefits	Purchased Services	Supplies and Property	Other	Instruction	Student Support	Staff Support	Administration and Central Services	Operations and Maintenance	Transportation
2017	82.3%	11.5%	6.0%	0.2%	69.8%	3.6%	4.5%	10.5%	7.9%	3.7%
2018	82.4%	11.5%	6.0%	0.2%	69.4%	3.6%	5.1%	10.4%	7.8%	3.6%
2019	81.9%	11.8%	6.0%	0.2%	69.1%	3.7%	5.1%	10.4%	8.0%	3.7%
2020	81.7%	12.1%	6.0%	0.2%	68.8%	3.8%	5.1%	10.5%	8.1%	3.7%
<b>2021</b>	<b>82.4%</b>	<b>11.8%</b>	<b>5.6%</b>	<b>0.2%</b>	<b>68.9%</b>	<b>3.9%</b>	<b>5.0%</b>	<b>10.6%</b>	<b>8.0%</b>	<b>3.5%</b>

\* Expenditures by function does not show other support services, community services, and other expenses. In FY 2021, these categories accounted for approximately 0.1% of expenditures.