

MEMORANDUM

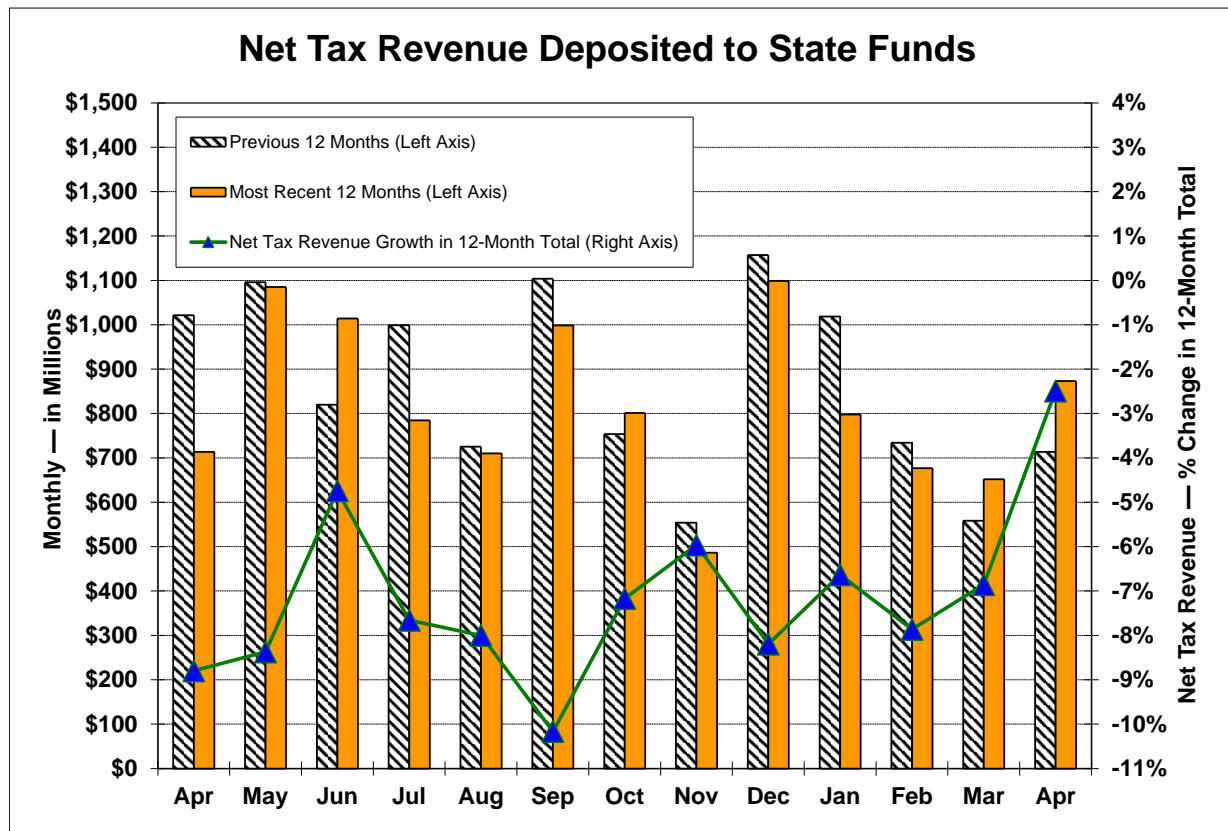
TO: Members of the Iowa Senate and
Members of the Iowa House of Representatives

FROM: Eric M. Richardson

DATE: May 12, 2026

Twelve-Month Total Net Tax Receipts Through April 30, 2026

The attached spreadsheet presents net tax revenue deposited to State funds for the 12-month period ending April 30, 2026, with comparisons to the previous 12 months. April 2025 to April 2026 one-month comparisons are also presented. The source of the information is the State Accounting System and includes both General Fund and non-General Fund accounts. All accounting transactions related to taxes remitted to the State were reviewed, along with the refunds issued against those taxes.



Overview of Current Situation

Net tax revenue totaled \$873.0 million for the month of April 2026, an increase of \$159.3 million (22.3%) compared to the previous April. Individual income tax, other taxes, and fuel tax increased compared to the previous April, while sales/use tax, corporate income tax, and inheritance tax decreased.

Over the most recent 12-month period, net tax revenue decreased \$255.1 million (-2.5%). The recent decline in individual income tax, other taxes, and corporate income tax has been offset by an increase in sales/use tax, insurance premium tax, and gambling tax. During November 2023, the introduction of the pass-through entity tax (PTET) into the State Accounting System on a retroactive basis to January 1, 2022, increased other taxes significantly during the previous 12-month period. Other taxes are expected to decrease during the most recent 12-month period as PTET revenue decreases and PTET tax credits are claimed.

Year-Over-Year Comparison — Net Tax Revenue

During the 12-month period ending April 30, 2026, net revenue from all taxes deposited to State funds totaled \$9,978.4 million, a decrease of \$255.1 million (-2.5%) compared to the prior 12 months. Major contributors to the year-over-year dollar and percentage changes include the following:

- **Individual Income Tax (negative \$182.6 million, -4.9%)** — Beginning January 1, 2023, Iowa reduced individual income tax rates and reduced the income tax base through a full exemption for retirement income. Individual income tax rates were reduced further for tax year (TY) 2024 and reduced to a flat 3.8% as of January 1, 2025. Individual income tax revenue growth has been negative over a 12-month period for 36 consecutive months.
- **Corporate Income Tax (negative \$158.3 million, -25.2%)** — Gross deposits decreased \$121.7 million year over year, while corporate tax refunds increased \$36.6 million. Iowa corporate income tax rates were reduced at the beginning of calendar year 2021 and were further reduced beginning January 1, 2024.
- **Sales/Use Tax (positive \$232.1 million, 5.8%)** — The sales/use net tax growth breakdown for the most recent 12 months is as follows:
 - Gross tax receipts from the sale of vehicles (deposited to the Road Use Tax Fund) increased \$10.8 million (2.1%).
 - Sales/use tax transferred to other State funds (mainly the Flood Mitigation Fund, the Reinvestment District Fund, and two water quality funds) decreased \$1.0 million.
 - Sales/use tax deposited into the General Fund increased \$247.5 million (5.9%).
 - Lower refunds of General Fund sales/use tax payments increased net revenue \$16.0 million.
 - Increased sales tax payments to the school infrastructure account (recorded as tax refunds) decreased net revenue \$41.2 million.
- **Banking Taxes (negative \$27.2 million, -27.5%)** — Over the most recent 12 months, bank franchise tax deposits decreased \$18.9 million, while franchise tax refunds increased \$8.3 million.
- **Beer and Wine Tax (negative \$0.3 million, -1.5%).**
- **Fuel Tax (negative \$1.4 million, -0.2%)** — According to Iowa Department of Revenue (IDR) monthly fuel sales [reports](#), the total gallons¹ subject to Iowa fuel tax decreased 0.6% over the most recent 12-month period. The gross taxable gallons by fuel type sold over

¹ Taxable gallons distributed in Iowa (all fuel types) over the last 12 months totaled 2,466.7 million gallons. Taxed fuel later used for an exempt purpose is eligible for a fuel tax refund. Gallons that are originally distributed for an exempt purpose are not taxed and are not included in the IDR's monthly report.

the most recent 12 months, along with the percentage change when compared to the previous 12 months, are as follows:

- Unblended gasoline,² 424.4 million gallons, -3.7%.
- Gasoline blended with ethanol, 1,199.0 million gallons, -0.7%.
- Diesel, including biodiesel blends, 792.7 million gallons, 1.5%.
- Aviation, jet, and other fuels, 50.7 million gallons, -2.5%.
- **Gambling Tax (positive \$3.7 million, 1.1%)** — The annual gambling tax total increased in April 2026 for the first time since January 2023 after decreasing in each of the prior 38 months.
- **Inheritance Tax (negative \$27.4 million, -62.0%)** — The inheritance tax was reduced by 20.0% per year starting in 2021 until all rates were 0.0% in TY 2025.
- **Insurance Premium Tax (positive \$22.8 million, 8.8%)** — The insurance premium tax rate decreased from 0.975% in TY 2024 to 0.950% in TY 2025 due to 2023 Iowa Acts, chapter [107](#) (Captive Insurance Act), and will further decrease annually to 0.900% in TY 2027. A managed care organization (MCO) premium tax was enacted in 2023 Iowa Acts, chapter [158](#) (Medicaid, Liens, and Third-Party Recovery Act), paid by an MCO contracting with the Iowa Department of Health and Human Services (HHS) for Medicaid services. The MCO premium tax is levied for payments received by the MCO for insurance premiums, services, and other benefits and for payments made by the MCO to other providers, insurers, or corporations for insurance premiums, services, and other benefits. The first MCO premium tax payments, categorized as insurance premium tax in the State Accounting System, were due by March 1, 2025. Upon receipt by the State, payments are deposited into the Medicaid MCO Premiums Fund.
- **Real Estate Transfer Tax (positive \$2.8 million, 8.9%)** — Real estate transfer tax revenue growth slowed beginning in October 2022 due to existing homeowners maintaining low-interest rate mortgages. However, homebuying has increased since the Federal Reserve began lowering the federal funds rate in September 2024. With the increase in the real estate transfer tax in April 2026, the annual total has now increased for 18 consecutive months.
- **Cigarette Tax and Tobacco Tax (negative \$10.9 million, -7.1%).**
- **Other Taxes (negative \$108.4 million, -39.9%)** — On November 30, 2023, the IDR created a new revenue classification for the PTET, which was enacted in 2023 Iowa Acts, [House File 352](#) (Pass-Through Business Entity Tax and Deduction Act). The PTET creates a voluntary election for a partnership or S corporation to be subject to Iowa income tax at the entity level and was applied retroactively beginning on or after January 1, 2022. As a significant amount of retroactive PTET revenue was collected during the prior 12-month period, other taxes are being collected at a relatively normal level during the current 12-month period, causing a decrease in year-over-year revenue.

² A portion of the gallons listed as unblended gasoline is later blended with ethanol.

Tax Spotlight — Cigarette and Tobacco Tax

Tobacco products are taxed under the authority of Iowa Code chapter [453A](#). Based on law changes enacted in 2007:

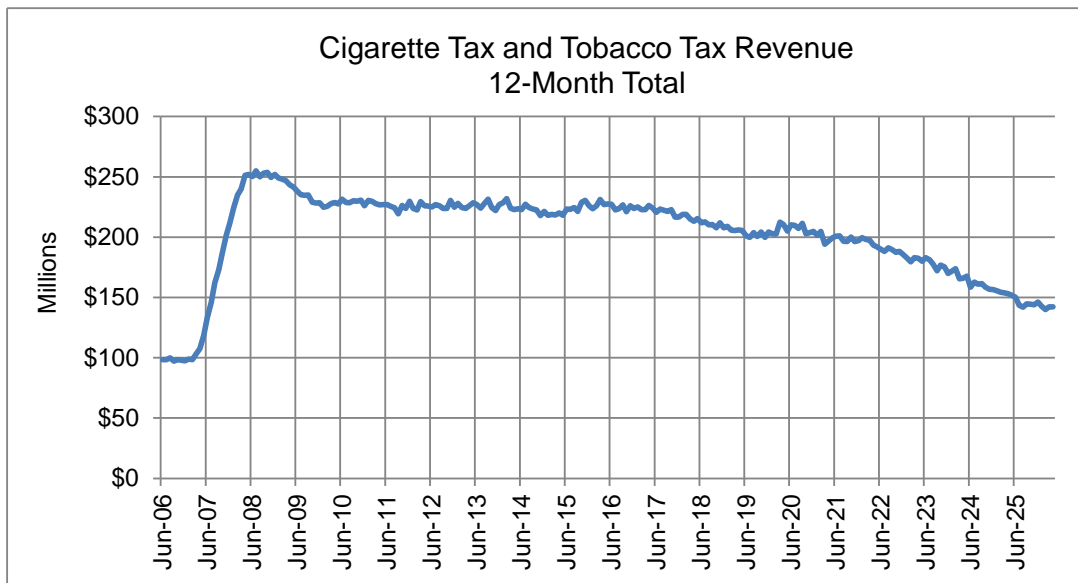
- Cigarettes and little cigars are taxed at \$0.068 per cigarette (\$1.36 per pack of 20).
- Snuff is taxed at \$1.19 per ounce.
- Cigars are taxed at 50.0% of the wholesale price, not to exceed \$0.50 per cigar.
- All other tobacco products are taxed at 50.0% of the wholesale price.
- Effective July 1, 2012, in addition to the tobacco tax of 50.0% of the wholesale price, roll-your-own (RYO) cigarettes are taxed at \$0.0306 per cigarette (\$0.61 per pack of 20).
- Iowa cigarette and tobacco taxes do not apply to electronic cigarettes. Sales of alternative nicotine and vapor products are subject to the sales/use tax.

The Iowa cigarette tax was first enacted at a rate of \$0.02 per pack of 20 cigarettes in 1921 Iowa Acts, [chapter 203](#) (Cigarette Tax Act of 1921). The cigarette tax rate was increased periodically and reached \$0.34 per pack in 1988. The tax rate was lowered to \$0.31 per pack in 1989 and increased to \$0.36 per pack in 1991. The current tax rate of \$1.36 per pack went into effect on March 16, 2007.

The tobacco tax was enacted in 1967 Iowa Acts, [chapter 348](#) (Tax Modification Act of 1967) at a rate of 10.0% of the wholesale price. The tax was increased to 15.0% in 1985, 19.0% in 1988, and 22.0% in 1991. The rate stood at 22.0% of the wholesale price until it was increased by 2007 Iowa Acts, [chapter 17](#) (Taxation of Cigarettes and Tobacco Products — Healthcare Trust Fund Act).

The tax imposed on cigarettes must be paid by the person making the first sale in Iowa. Cigarette stamps affixed to the package indicate the tax has been paid. Cigarette tax returns are to be filed by the holder of a permit by the 10th day of each month for the preceding calendar month. Tobacco (other than cigarette) tax returns must be filed by the 20th day of each month for the preceding calendar month. Beginning with FY 2014, all income from the cigarette and tobacco tax is deposited into the [Health Care Trust Fund](#).

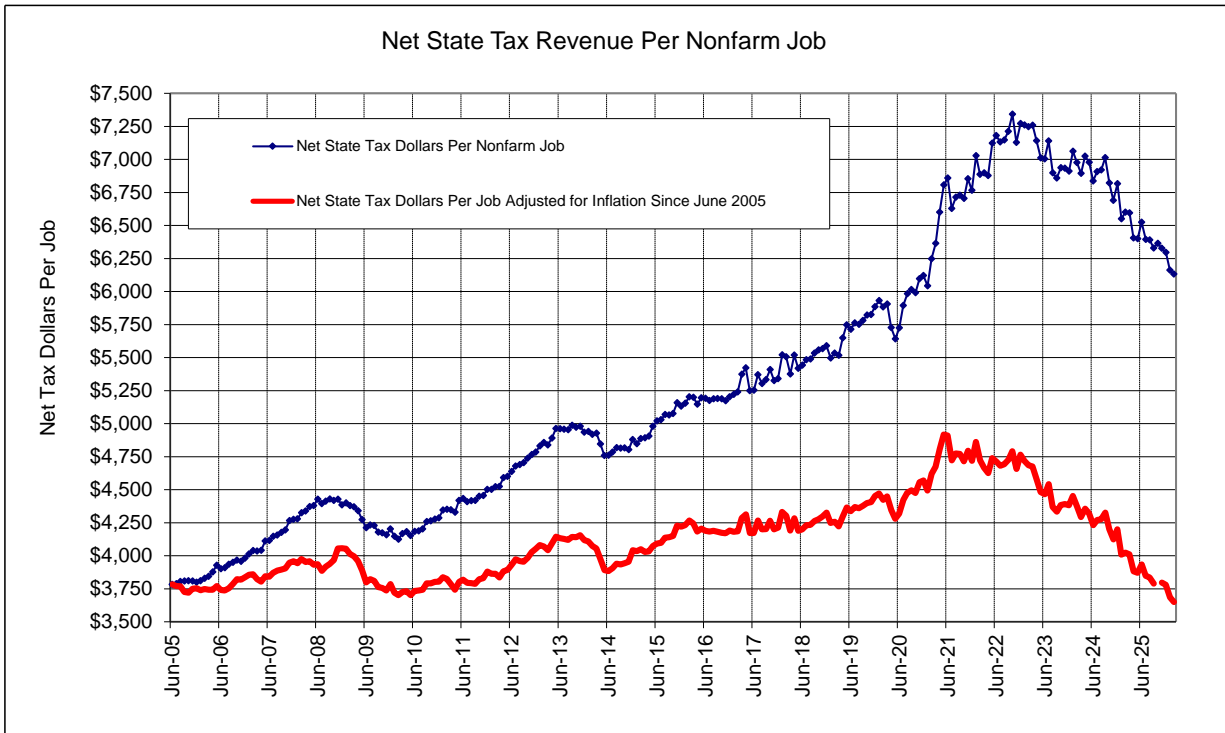
The following figure depicts Iowa cigarette tax and tobacco tax revenues deposited to all funds on a 12-month moving total basis.



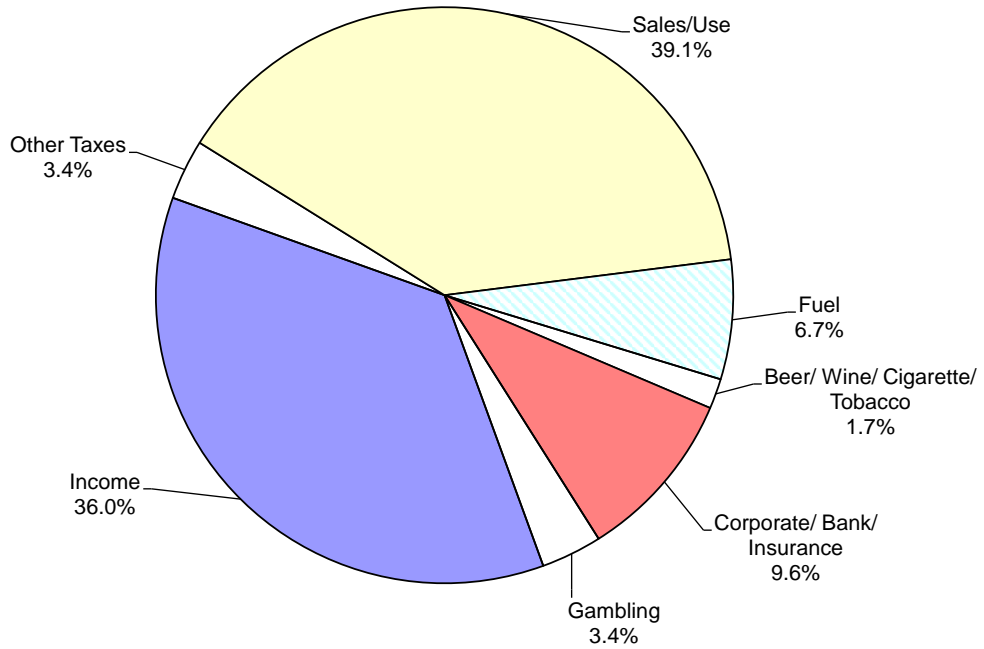
Tax Revenue and Employment

NOTE: The following information is updated through February 2026. Due to a delay in federal government reporting for State-level employment data, March 2026 Iowa nonfarm employment data has not yet been published by the U.S. Bureau of Labor Statistics and will be updated in future reports.

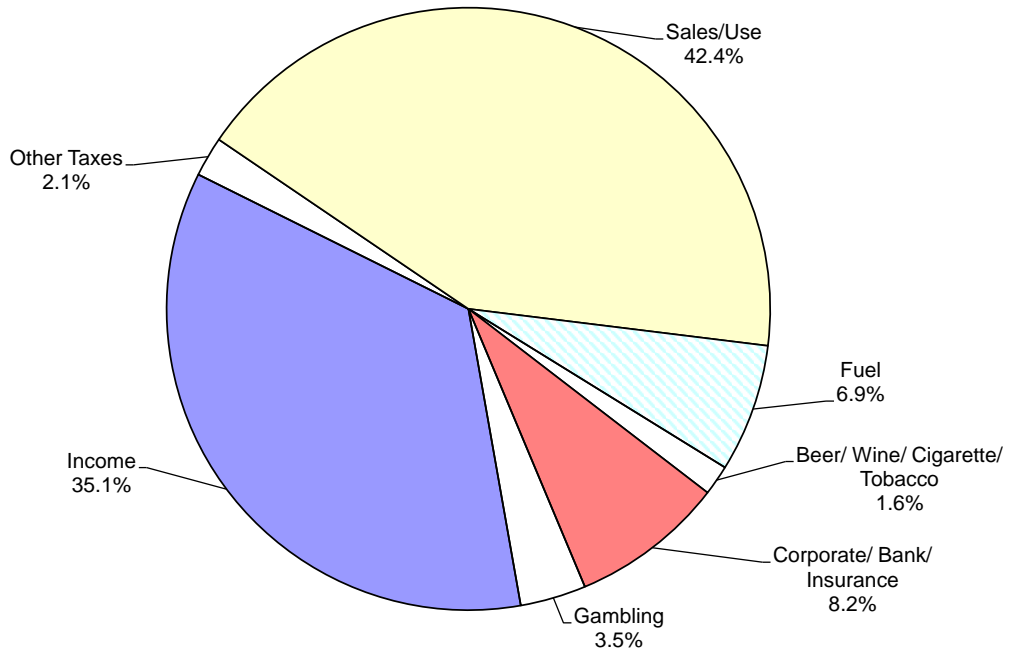
The average reading for Iowa nonfarm employment over the 12 months ending February 2026 was 1,585,800, and net State tax receipts over the same 12 months totaled \$9,725.7 million, or \$6,133 per nonfarm job. This is \$2,349 higher than the per-job average for the 12 months ending June 2005. The blue (upper) line on the following figure depicts the annual tax revenue collected by the State per job, calculated monthly. The red (lower) line subtracts the impact of inflation since June 2005 from the blue line. The red line indicates that inflation-adjusted tax revenue per job has decreased \$134 since June 2005, and the remainder of the \$2,349 increase (\$2,483) can be considered the impact of inflation.



Net State Tax Revenue — 12 Months Ending April 2025
Net Revenue = \$10.234 Billion
Percentages may not add to 100% due to rounding



Net State Tax Revenue — 12 Months Ending April 2026
Net Revenue = \$9.978 Billion
Percentages may not add to 100% due to rounding



Cash Basis Net Tax Revenue Deposited to State Funds

Dollars in millions. Columns and rows may not add due to rounding.

| Net Tax by Tax Type | Previous 12-Month Period Total | Most Recent 12-Month Period Total | 12-Month \$ Change | 12-Month % Change | Month of April 2025 | Month of April 2026 | April \$ Change | April % Change |
|---------------------------------|---|--|-------------------------------|------------------------------|--------------------------------|--------------------------------|----------------------------|---------------------------|
| Banking | \$ 98.8 | \$ 71.6 | \$ - 27.2 | -27.5% | \$ 18.9 | \$ 24.1 | \$ 5.2 | 27.5% |
| Beer and Wine | 19.7 | 19.4 | - 0.3 | -1.5% | 1.4 | 1.5 | 0.1 | 7.1% |
| Cigarette and Tobacco | 153.1 | 142.2 | - 10.9 | -7.1% | 11.9 | 11.8 | - 0.1 | -0.8% |
| Corporate Income | 627.2 | 468.9 | - 158.3 | -25.2% | 120.0 | 114.4 | - 5.6 | -4.7% |
| Fuel | 686.7 | 685.3 | - 1.4 | -0.2% | 47.7 | 62.2 | 14.5 | 30.4% |
| Gambling | 348.6 | 352.3 | 3.7 | 1.1% | 29.2 | 36.1 | 6.9 | 23.6% |
| Individual Income | 3,688.9 | 3,506.3 | - 182.6 | -4.9% | 113.9 | 220.9 | 107.0 | 93.9% |
| Inheritance | 44.2 | 16.8 | - 27.4 | -62.0% | 2.6 | 0.4 | - 2.2 | -84.6% |
| Insurance Premium | 259.7 | 282.5 | 22.8 | 8.8% | 1.1 | 5.2 | 4.1 | 372.7% |
| Other Taxes | 271.4 | 163.0 | - 108.4 | -39.9% | 57.3 | 101.4 | 44.1 | 77.0% |
| Real Estate Transfer | 31.4 | 34.2 | 2.8 | 8.9% | 2.6 | 3.0 | 0.4 | 15.4% |
| Sales/Use | 4,003.8 | 4,235.9 | 232.1 | 5.8% | 307.1 | 292.0 | - 15.1 | -4.9% |
| Total Net Taxes | \$ 10,233.5 | \$ 9,978.4 | \$ - 255.1 | -2.5% | \$ 713.7 | \$ 873.0 | \$ 159.3 | 22.3% |
| Gross Tax & Refunds | | | | | | | | |
| Gross Tax | \$ 12,754.8 | \$ 11,954.9 | \$ - 799.9 | -6.3% | \$ 1,172.4 | \$ 1,194.5 | \$ 22.1 | 1.9% |
| Tax Refunds | \$ - 2,521.3 | \$ - 1,976.4 | \$ 544.9 | -21.6% | \$ - 458.9 | \$ - 321.5 | \$ 137.4 | -29.9% |
| Net Tax Receipts by Fund | | | | | | | | |
| State General Fund (GF) | \$ 8,355.6 | \$ 8,085.8 | \$ - 269.8 | -3.2% | \$ 588.2 | \$ 717.2 | \$ 129.0 | 21.9% |
| Road Use Tax Fund | \$ 1,208.6 | \$ 1,217.8 | \$ 9.2 | 0.8% | \$ 89.0 | \$ 107.1 | \$ 18.1 | 20.3% |
| Non-GF Gambling | \$ 344.6 | \$ 348.2 | \$ 3.6 | 1.0% | \$ 29.1 | \$ 36.0 | \$ 6.9 | 23.7% |
| Other State Funds | \$ 324.8 | \$ 326.7 | \$ 1.9 | 0.6% | \$ 7.2 | \$ 12.7 | \$ 5.5 | 76.4% |
| Local Option Taxes * | \$ 1,477.8 | \$ 1,526.2 | \$ 48.4 | 3.3% | \$ 155.5 | \$ 160.0 | \$ 4.5 | 2.9% |

* Sales, income surtax, and hotel/motel tax. Distributed to local governments and not included in numbers above.

Numbers are rounded to the nearest \$0.1 million. Percentages are calculated after rounding.

A percentage change displayed as "--" represents instances where the base year net revenue amount is zero or negative so no meaningful percentage change may be calculated.

Tax Categories Used in Table

Franchise (Bank) Tax: The franchise tax paid by banks is deposited in the General Fund. Credit unions are taxed under a different system than banks, but the credit union tax is also included in this line. Of the total deposited, the bank tax provides approximately 97.50% of the revenue and the credit union tax provides 2.50%.

Beer & Liquor Tax: Taxes on beer, liquor, and wine are deposited in the General Fund and the Liquor Control Fund, and a small amount is deposited in an Iowa Economic Development Authority fund for wine promotion.

Cigarette & Tobacco Tax: Prior to FY 2011, all cigarette and tobacco product tax revenues were deposited in the General Fund. Beginning FY 2014, all revenue from the [cigarette and tobacco tax](#) is deposited in the [Health Care Trust Fund](#).

Corporate Income Tax: All corporate income tax is deposited in the General Fund.

Motor Vehicle Fuel Tax: All motor vehicle fuel tax is deposited in one of two road use funds, with the exception of tax revenue from the sale of aviation and marine fuels.

Gambling Tax: Gambling tax is deposited in several State funds. Funds receiving deposits of gambling tax revenue over the past two fiscal years include the General Fund, the Rebuild Iowa Infrastructure Fund, the County Endowment Fund, the Revenue Bond Debt and Subsidy Holdback Funds, the Sports Wagering Receipts Fund, the Iowa Skilled Worker and Job Creation Fund, the Water Quality Infrastructure Fund, the Iowa Horse Racing Fund, and the Levee Improvement Fund.

Individual Income Tax: Most individual income tax revenue is deposited into the General Fund. A total of \$7.8 million per year is deposited in the Workforce Development Fund. An annual \$2.6 million diversion to the Child Daycare Fund ended in FY 2009. In addition, several economic development programs are financed by individual income tax withholding. In those instances, the employer does not remit the tax withheld from employees and it is never deposited in a State fund. That revenue is not included here.

Inheritance Tax: All inheritance tax is deposited in the General Fund.

Insurance Premium Tax: Most insurance premium tax revenue is deposited in the General Fund. Beginning FY 2025, an MCO premium tax was collected from organizations that administer the State's Medicaid program and placed into the Medicaid MCO Premiums Fund for federal reimbursement.

Other Taxes: Other taxes include brucellosis eradication property tax (deposited in a Department of Agriculture and Land Stewardship fund), drug stamp tax (General Fund), utility replacement property tax (General Fund), Device Excise Tax (Specialty Courts and Diversion Fund), and car rental tax (Road Use Tax Fund). Other taxes also include a suspense account used to hold tax deposits prior to determining the correct tax revenue type, Composite Tax, PTET, and tax revenue transferred by the Department of Revenue to separate accounts to fund tax collection activities (tax gap and Department operations).

Real Estate Transfer Tax: Real estate transfer tax is collected by counties. Counties retain 17.25% of the tax collected and remit 82.75% to the State, of which 5.00% is deposited in the Shelter Assistance Fund, the lesser of 30.00% or \$7.0 million to the Housing Trust Fund, and the remainder in the General Fund.

Sales/Use Tax: General sales/use tax is deposited in the General Fund, while most vehicle use tax is deposited in the Road Use Tax Fund. Beginning FY 2009, the vehicle use tax is referred to as a fee in the Iowa Code. To allow continuity of data, the revenue from the fee is reflected in this document as tax revenue. Also beginning FY 2009, the School Infrastructure Local Option (SILO) sales tax was converted to a statewide 1.00% sales/use tax. The revenue from that statewide tax is transferred from the General Fund monthly through a refund appropriation, which is subtracted from State revenue as part of the net sales/use tax calculation. Beginning FY 2014, a portion of State sales/use tax revenue is deposited in the Sales Tax Increment Fund and used for local flood mitigation projects. Beginning FY 2019, a portion of State sales/use tax revenue is deposited in the Reinvestment District Fund and used for local economic development projects. Also beginning FY 2019, a Water Excise Tax is deposited in the General Fund and two water quality funds.

Local Option Taxes: Local option taxes are presented at the bottom of the table and are not included in the numbers above. Prior to FY 2009, local option taxes included the SILO tax, Local Option Sales Tax (LOST) for local government finance, Local Option Income Surcharge for schools, and hotel/motel tax. Beginning FY 2009, the SILO tax was converted to a 1.00% statewide tax and was eliminated. To allow for continuity of data, the transfers from the General Fund as a result of the 1.00% statewide tax are included in the local option tax amount. Flood mitigation sales tax increment transfers to local governments were added beginning July 2014.

Report Dataset: The dataset for this report is the State Accounting System. If transactions are incorrectly coded in the system as tax revenue or tax refunds, the numbers presented here will be impacted.