



MEMORANDUM

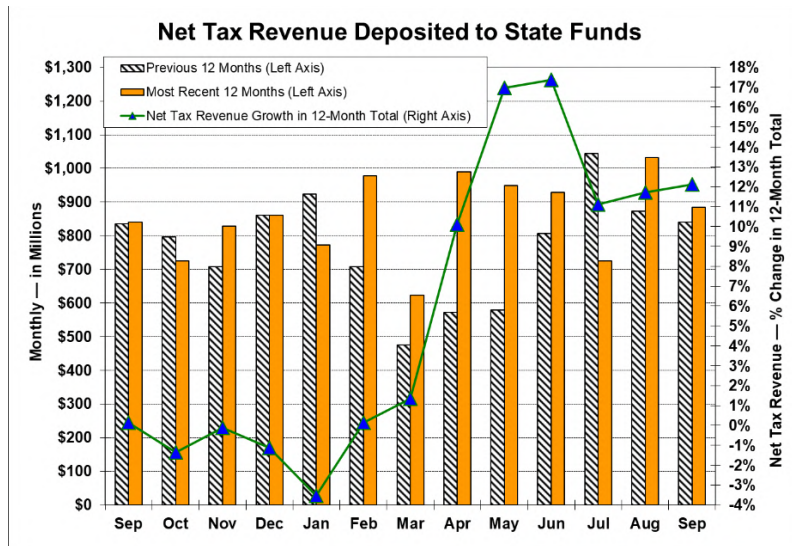
TO: Members of the Iowa Senate and
Members of the Iowa House of Representatives

FROM: Jeff Robinson

DATE: October 29, 2021

Twelve-Month Total Net Tax Receipts Through September 30, 2021

The attached spreadsheet presents net tax revenue deposited to State funds for the 12-month period ending September 30, 2021, with comparisons to the previous 12 months. September 2020 to September 2021 one-month comparisons are also presented. The source of the information is the State Accounting System and includes both General Fund and non-General Fund accounts. All accounting transactions related to taxes remitted to the State were reviewed, along with the refunds issued against those taxes.



Overview of Current Situation

Net tax revenue totaled \$884.0 million for the month of September 2021, an increase of \$43.0 million (5.1%) compared to the previous September. Corporate income tax, gambling tax, and sales/use tax each increased significantly, in both dollar and percentage terms. Net individual income tax receipts decreased \$19.3 million (-5.3%) for the month.

For the most recent 12 months, net revenue increased \$1.112 billion (12.1%). The growth relative to last year can be attributed to the low level of economic activity that occurred during the initial months of the COVID-19 pandemic that began in early calendar year 2020, combined with a recent surge in consumer spending financed through pent-up demand and federal stimulus payments.

Year-Over-Year Comparison — Net Tax Revenue

During the 12-month period ending September 30, 2021, net revenue from all taxes deposited to State funds totaled \$10.296 billion, an increase of \$1.112 billion (12.1%) compared to the prior 12 months. Major contributors to the year-over-year dollar and percentage changes include:

- **Individual Income Tax (positive \$214.0 million, 5.3%)** — Delayed federal and State income tax due dates significantly altered the normal flow of individual income tax revenue over the past 15 months. While the current rate of annual growth is strong at 5.3%, individual income tax net growth has averaged just 1.9% over the past two years.
- **Corporate Income Tax (positive \$177.9 million, 27.7%)** — Gross deposits increased \$174.4 million year-over-year, while corporate tax refunds decreased \$3.5 million. Annual growth in Iowa net corporate income tax revenue remained positive throughout the COVID-19 pandemic.
- **Sales/Use Tax (positive \$543.5 million, 17.6%)** — The sales/use net tax growth breakdown for the most recent 12 months is as follows:
 - Gross tax receipts from the sale of vehicles (deposited to the Road Use Tax Fund) increased \$145.8 million (38.5%). Vehicle sales have more than recovered from the COVID-19-related slump experienced during the summer months of 2020, with annual tax revenue growth averaging 15.0% over the past two years.
 - Sales/use tax transferred to other State funds (mainly the Flood Mitigation Fund, Reinvestment District Fund, and two water quality funds) increased \$1.9 million.
 - Sales/use tax deposited to the State General Fund increased \$460.4 million (14.3%). The pandemic-related economic slowdown one year ago, combined with spending fueled by pent-up demand and federal stimulus payments, likely created the current large year-over-year increase in sales/use tax revenue.
 - Increased refunds of State General Fund sales/use tax payments decreased net revenue \$3.6 million.
 - Increased sales tax payments to the school infrastructure account (recorded as tax refunds) decreased net revenue \$61.1 million.
- **Banking Taxes (negative \$15.9 million, -23.9%)** — Over the most recent 12 months, franchise tax deposits decreased \$1.0 million, while franchise tax refunds increased \$14.9 million.
- **Fuel Tax (positive \$30.6 million, 4.7%)** — According to Department of Revenue monthly fuel sales [reports](#), the total gallons¹ subject to fuel tax increased 2.6% over the most recent 12-month period. The gross taxable gallons by fuel type sold over the most recent 12 months, along with the percentage change when compared to the previous 12 months, are as follows:
 - Unblended gasoline,² 399.7 million gallons, 8.8%.
 - Gasoline blended with ethanol, 1.189 billion gallons, -0.3%.
 - Diesel, including biodiesel blends, 787.5 million gallons, 4.5%.
 - Aviation, jet, and other fuels, 39.1 million gallons, -4.2%.
- **Gambling Tax (positive \$119.4 million, 49.9%)** — Iowa's 19 State-regulated casino/racetrack locations temporarily closed on March 17, 2020, as a result of the Governor's declaration of the COVID-19 State public health emergency. Most casinos reopened in early June 2020. The closure resulted in a significant decrease in casino

¹ Taxable gallons distributed in Iowa (all fuel types) over the latest 12 months totaled 2.415 billion gallons. Taxed fuel later used for an exempt purpose is eligible for a fuel tax refund. Gallons that are originally distributed for an exempt purpose are not taxed and are not included in the Department's monthly report.

² A portion of the gallons listed as unblended gasoline is later blended with ethanol.

gambling during calendar year 2020. In contrast, gambling activity since March 2021 has experienced a significant increase when compared to an average year. March through September gambling tax deposits to State funds totaled the following amounts over the past four years:

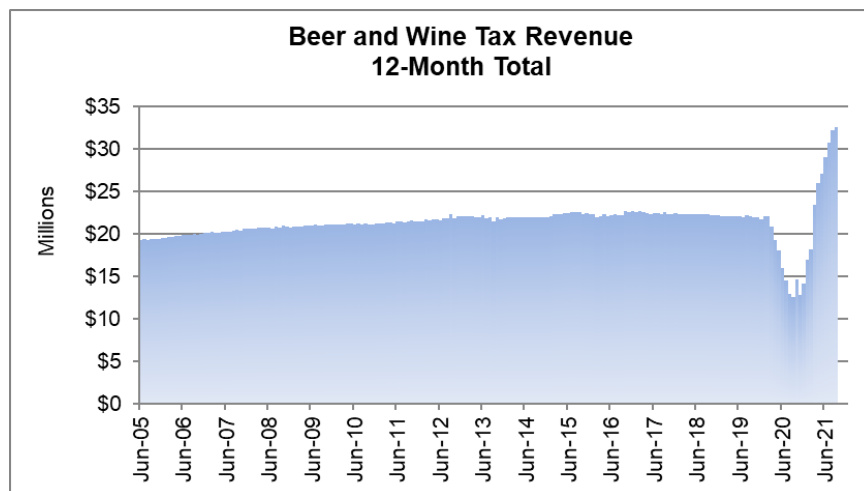
- FY 2018 = \$184.8 million
- FY 2019 = \$180.5 million
- FY 2020 = \$106.9 million
- FY 2021 = \$229.1 million
- **Insurance Premium Tax (negative \$0.5 million, -0.4%).**
- **Real Estate Transfer Tax (positive \$8.8 million, 35.1%)** — Real estate transfer tax revenue growth has been strong for the past 19 months.
- **Cigarette and Tobacco Tax (negative \$15.0 million, -7.1%).**

Tax Spotlight — Beer and Wine Tax

Beer and wine sales in Iowa are taxed under Iowa Code chapter [123](#). The Iowa beer tax was first imposed in 1933 by the enactment of [HF 587](#) (Beer and Malt Liquors Act) at a rate of \$0.04 per gallon. The current beer tax rate of \$0.19 per gallon went into effect July 1, 1986, with enactment of [HF 2484](#) (Government Appropriations Act of 1986). The Iowa wine tax was first imposed with the enactment of [SF 395](#) (Sales and Local Option Tax and Wine Sales Act of 1985) at a rate of \$1.50 per gallon. The rate was increased to its current level of \$1.75 per gallon in 1986 ([HF 2484](#)). The wine gallonage tax was expanded to include sales of wine shipped directly to consumers (not for resale) with enactment of [HF 2531](#) (FY 2011 Standing Appropriations Act of 2010).

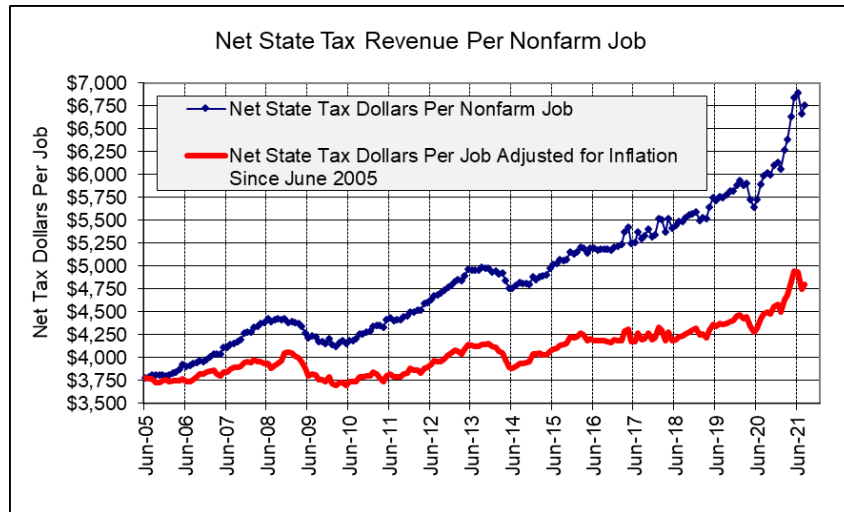
Revenue generated from the tax on beer is deposited in the State General Fund. Tax revenue generated from the sale of wine produced out of state is deposited in the Liquor Control Fund administered by the Iowa Alcoholic Beverages Division of the Iowa Department of Commerce. Tax revenue generated from the sale of wine produced in Iowa is deposited in the Wine Gallonage Tax Fund under control of the Iowa Economic Development Authority to be used for the promotion of native Iowa wine and beer.

The State does not have a special tax for distilled spirits. Instead, the Alcoholic Beverages Division operates a distilled spirits wholesale distribution system, and the State generates fee revenue through a wholesale price markup system established in 1987 ([HF 2484](#)).

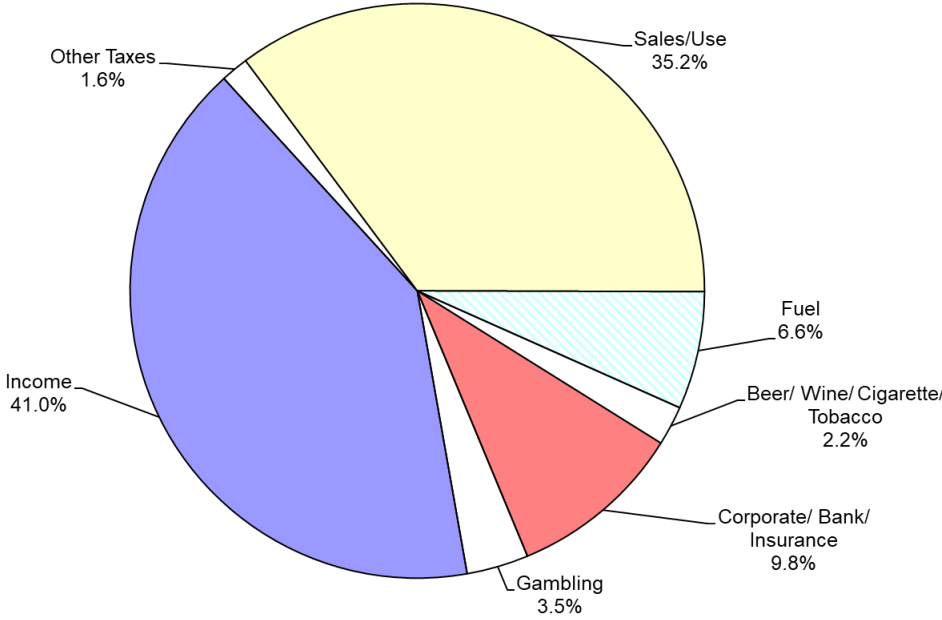


Tax Revenue and Employment

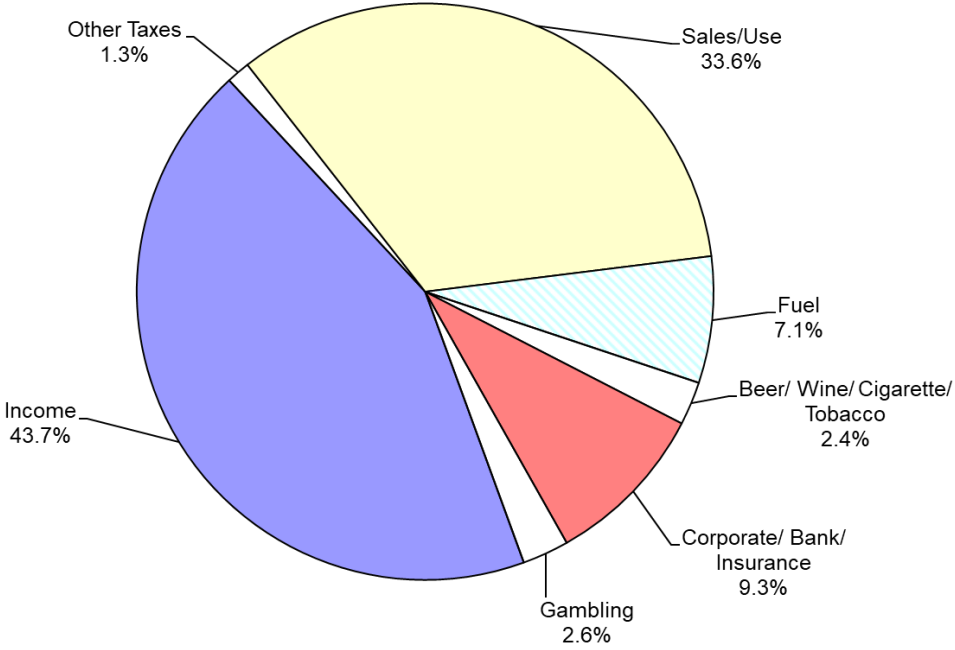
The average reading for Iowa nonfarm employment over the 12 months ending August 2021 was 1,517,900, and net State tax receipts over the same 12 months totaled \$10.253 billion, or \$6,755 per nonfarm job. This is \$2,970 higher than the per-job average for the 12 months ending June 2005. The blue (upper) line on the following chart depicts the annual tax revenue collected by the State per job, calculated monthly. The red (lower) line subtracts the impact of inflation since June 2005 from the blue line. The red line indicates that inflation-adjusted tax revenue per job has increased \$1,018 since June 2005, and the remainder of the \$2,970 increase (\$1,952) represents the impact of inflation.



Net State Tax Revenue – 12 Months Ending September 2021
Net Revenue = \$10.296 Billion
Percentages may not add to 100% due to rounding



Net State Tax Revenue – 12 Months Ending September 2020
Net Revenue = \$9.184 Billion
Percentages may not add to 100% due to rounding



Cash Basis Net Tax Revenue Deposited to State Funds

Dollars in millions. Columns and rows may not add due to rounding.

Net Tax by Tax Type	Previous	Most Recent	12-Month \$ Change	12-Month % Change	Month of	Month of	September \$ Change	September % Change
	12-Month Period Total	12-Month Period Total			September 2020	September 2021		
Banking	\$ 66.6	\$ 50.7	\$ - 15.9	-23.9%	\$ 10.2	\$ 10.0	\$ - 0.2	-2.0%
Beer & Wine	12.5	32.5	20.0	160.0%	1.7	2.0	0.3	17.6%
Cigarette & Tobacco	211.4	196.4	- 15.0	-7.1%	17.7	17.6	- 0.1	-0.6%
Corporate Income	643.2	821.1	177.9	27.7%	131.8	164.3	32.5	24.7%
Fuel	651.2	681.8	30.6	4.7%	61.9	65.5	3.6	5.8%
Gambling	239.5	358.9	119.4	49.9%	24.4	35.9	11.5	47.1%
Individual Income	4,009.7	4,223.7	214.0	5.3%	365.0	345.7	- 19.3	-5.3%
Inheritance	81.6	99.5	17.9	21.9%	6.6	5.9	- 0.7	-10.6%
Insurance	142.4	141.9	- 0.5	-0.4%	- 0.1	0.3	0.4	--
Other Taxes	15.0	26.6	11.6	77.3%	7.2	7.2	0.0	0.0%
Real Estate Transfer	25.1	33.9	8.8	35.1%	2.5	3.3	0.8	32.0%
Sales/Use	3,085.5	3,629.0	543.5	17.6%	212.1	226.3	14.2	6.7%
Total Net Taxes	\$ 9,183.7	\$ 10,296.0	\$ 1,112.3	12.1%	\$ 841.0	\$ 884.0	\$ 43.0	5.1%
Gross Tax & Refunds								
Gross Tax	\$ 10,851.6	\$ 12,071.3	\$ 1,219.7	11.2%	\$ 906.3	\$ 1,020.3	\$ 114.0	12.6%
Tax Refunds	\$ - 1,667.8	\$ - 1,775.3	\$ - 107.5	6.4%	\$ - 65.4	\$ - 136.5	\$ - 71.1	108.7%
Net Tax Receipts by Fund								
State General Fund (GF)	\$ 7,622.2	\$ 8,433.5	\$ 811.3	10.6%	\$ 711.7	\$ 710.2	\$ - 1.5	-0.2%
Road Use Tax Fund	\$ 1,029.6	\$ 1,208.9	\$ 179.3	17.4%	\$ 72.1	\$ 108.8	\$ 36.7	50.9%
Non-GF Gambling	\$ 235.9	\$ 354.7	\$ 118.8	50.4%	\$ 24.2	\$ 35.7	\$ 11.5	47.5%
Other State Funds	\$ 296.1	\$ 298.9	\$ 2.8	0.9%	\$ 32.9	\$ 29.2	\$ - 3.7	-11.2%
Local Option Taxes *	\$ 1,114.5	\$ 1,228.8	\$ 114.3	10.3%	\$ 75.6	\$ 128.6	\$ 53.0	70.1%

* Sales, income surtax, hotel/motel, and flood mitigation. Distributed to local governments and not included in numbers above.

Numbers are rounded to the nearest \$0.1 million. Percentages are calculated after rounding.

A percentage change displayed as "--" represents instances where the base year net revenue amount is zero or negative so no meaningful percentage change may be calculated.

Tax Categories Used in Table

Franchise (Bank) Tax: The franchise tax paid by banks is deposited in the State General Fund. Credit unions are taxed under a different system than banks, but the credit union tax is also included in this line. Of the total deposited, the bank tax provides approximately 98.5% of the revenue, and the credit union tax provides 1.5%.

Beer & Liquor Tax: Taxes on beer, liquor, and wine are deposited in the State General Fund, the Liquor Control Fund, and a small amount is deposited in an Iowa Economic Development Authority fund for wine promotion.

Cigarette & Tobacco Tax: Prior to July 1, 2011, all cigarette and tobacco product tax revenues were deposited in the State General Fund. Beginning with FY 2012, the first \$106.0 million of revenue from cigarette and tobacco taxes was deposited in the Health Care Trust Fund and the remainder deposited in the State General Fund. Beginning with FY 2014, all revenue from the cigarette and tobacco tax is deposited in the Health Care Trust Fund.

Corporate Income Tax: All corporate income tax is deposited in the State General Fund.

Motor Vehicle Fuel Tax: All motor vehicle fuel tax is deposited in one of two road use funds, with the exception of tax revenue from the sale of aviation and marine fuels.

Gambling Tax: Gambling tax is deposited in several State funds. Funds receiving deposits of gambling tax revenue over the past two fiscal years include the State General Fund, the Rebuild Iowa Infrastructure Fund, the County Endowment Fund, the Vision Iowa Fund, the Revenue Bond Debt and Subsidy Holdback Funds, the Sports Wagering Receipts Fund, the Iowa Skilled Worker and Job Creation Fund, and the Water Quality Infrastructure Fund.

Individual Income Tax: Most individual income tax revenue is deposited in the State General Fund. A total of \$6.0 million per year is deposited in the Workforce Development Fund. An annual \$2.6 million diversion to the Child Daycare Fund ended in FY 2009. In addition, several economic development programs are financed by individual income tax withholding. In those instances, the employer does not remit the tax withheld from employees, and it is never deposited in a State fund. That revenue is not included here.

Inheritance Tax: All inheritance tax is deposited in the State General Fund.

Insurance Premium Tax: All insurance premium tax is deposited in the State General Fund.

Other Taxes: Other taxes include brucellosis eradication property tax (deposited in a Department of Agriculture and Land Stewardship fund), drug stamp tax (State General Fund), utility replacement property tax (State General Fund), and car rental tax (Road Use Tax Fund). Other taxes also include a suspense account used to hold tax deposits prior to determining the correct tax revenue type, and tax revenue transferred by the Department of Revenue to separate accounts to fund tax collection activities (tax gap and Department operations).

Real Estate Transfer Tax: Real estate transfer tax is collected by counties. Counties retain 17.25% of the tax collected and remit the remainder to the State. Of the 82.75% remitted to the State, 65.0% is deposited in the State General Fund, 30.0% in the Housing Trust Fund, and 5.0% in the Shelter Assistance Fund.

Sales/Use Tax: General sales/use tax is deposited in the State General Fund, while most vehicle use tax is deposited in the Road Use Tax Fund. Beginning FY 2009, the vehicle use tax is referred to as a fee in the Iowa Code. To allow continuity of data, the revenue from the fee is reflected in this document as tax revenue. Also beginning FY 2009, the School Infrastructure Local Option (SILO) sales tax was converted to a statewide 1.0% sales/use tax, and the revenue from that statewide tax is transferred out of the State General Fund monthly through a refund appropriation. To allow for continuity of data, the refund transfers are subtracted from State revenue as part of the net sales/use tax calculation. Beginning FY 2014, a portion of State sales/use tax revenue is deposited in the Sales Tax Increment Fund and used for local flood mitigation projects. Beginning FY 2019, a portion of State sales/use tax revenue is deposited in the Reinvestment District Fund and used for local economic development projects. Also beginning FY 2019, a new Water Excise Tax is deposited in the State General Fund and two water quality funds.

Local Option Taxes: Local option taxes are presented at the bottom of the table and are not included in the numbers above. Prior to FY 2009, local option taxes included the SILO tax, Local Option Sales Tax (LOST) for local government finance, Local Option Income Surcharge for schools, and hotel/motel tax. Beginning in FY 2009, the SILO tax was converted to a 1.0% statewide tax and was eliminated. To allow for continuity of data, the transfers from the State General Fund as a result of the 1.0% statewide tax are included in the local option tax amount. Flood mitigation sales tax increment transfers to local governments were added beginning July 2014.

Report Dataset: The dataset for this report is the State Accounting System. If transactions are incorrectly coded in the system as tax revenue or tax refunds, the numbers presented here will be impacted.