

**ECONOMIC DEVELOPMENT APPROPRIATIONS
SUBCOMMITTEE
DETAILED ANALYSIS OF THE
FY 2017 GOVERNOR’S RECOMMENDATIONS**



FISCAL SERVICES DIVISION

JANUARY 2016



(Blank Page)

TABLE OF CONTENTS

	Page
Subcommittee Members and Staff	1
Summary of FY 2017 Recommendations	3
Department of Cultural Affairs (DCA)	4
Iowa Economic Development Authority (IEDA)	6
Iowa Finance Authority (IFA)	9
Iowa Workforce Development (IWD)	11
Public Employment Relations Board (PERB)	13
Board of Regents Economic Development Programs	14
Comparisons to Other States — Gross State Product	16
Appendix A – General Fund Tracking	18
Appendix B – Other Fund Tracking	21
Appendix C – Full-Time Equivalent (FTE) Position Tracking	23
Appendix D – Appropriation Activity FY 2015	25
Appropriation Activity FY 2015 Explanation	26
General Fund Activity FY 2015	27
Other Funds Activity FY 2015	29
Appendix E – Budget Schedules	30
Schedule 1 Example	31
Schedule 6 Example	32
Appendix F – Report on Federal Grants	33

(Blank Page)

ECONOMIC DEVELOPMENT APPROPRIATIONS SUBCOMMITTEE MEMBERS

SENATE

William A. Dotzler, Jr., Chairperson

Rita Hart, Vice Chairperson

Charles Schneider, Ranking Member

Tony Bisignano

Roby Smith

HOUSE

Dave Deyoe, Chairperson

Terry C. Baxter, Vice Chairperson

Kirsten Running-Marquardt, Ranking Member

Liz Bennett

Gary Carlson

Abby Finkenauer

Mary Ann Hanusa

Bob Kressig

Larry Sheets

LEGISLATIVE SERVICES AGENCY

Fiscal Services Division

Ron Robinson (515-281-6256)
ron.robinson@legis.iowa.gov

Legal Services Division

Andrew Ward (515-725-2251)
andrew.ward@legis.iowa.gov

Tim McDermott (515-281-8090)
timothy.mcdermott@legis.iowa.gov

State of Iowa
86th General Assembly
Joint Economic Development Appropriations Subcommittee



Chair

Representative
Deyoe, Dave



Chair

Senator
Dotzler, William A.



Vice Chair

Representative
Baxter, Terry C.



Vice Chair

Senator
Hart, Rita



Ranking Member

Representative
Running-Marquardt,
Kirsten



Ranking Member

Senator
Schneider, Charles



Representative
Bennett, Liz



Senator
Bisignano, Tony



Representative
Carlson, Gary



Representative
Finkenauer, Abby



Representative
Hanusa, Mary Ann



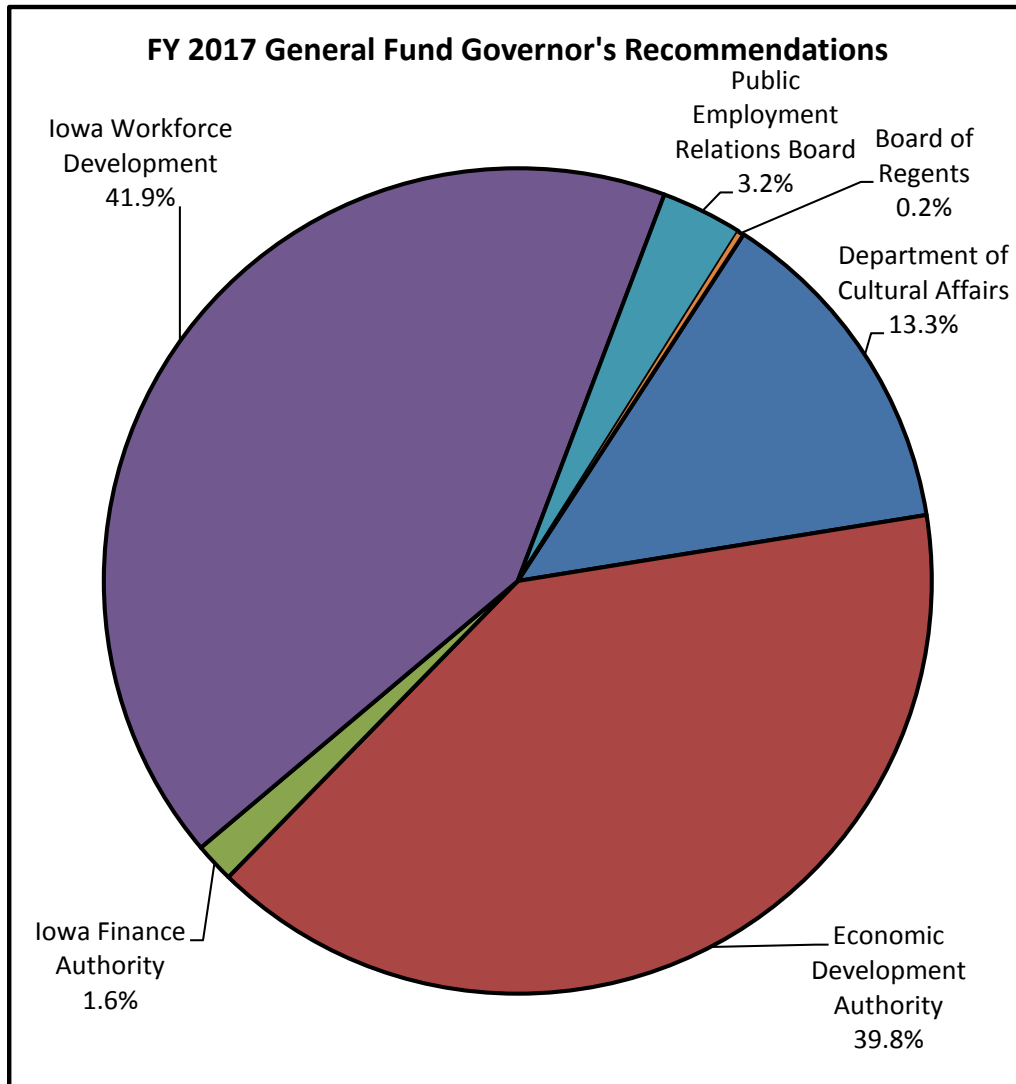
Representative
Kressig, Bob



Representative
Sheets, Larry



Senator
Smith, Roby



FY 2017 General Fund Governor's Recommendations		
Department of Cultural Affairs	\$	5,620,011
Economic Development Authority		16,857,005
Iowa Finance Authority		658,000
Iowa Workforce Development		17,728,295
Public Employment Relations Board		1,342,452
Board of Regents		101,000
Grand Total	\$	42,306,763

DEPARTMENT OF CULTURAL AFFAIRS

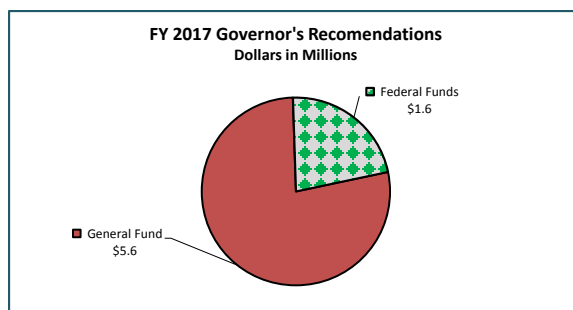
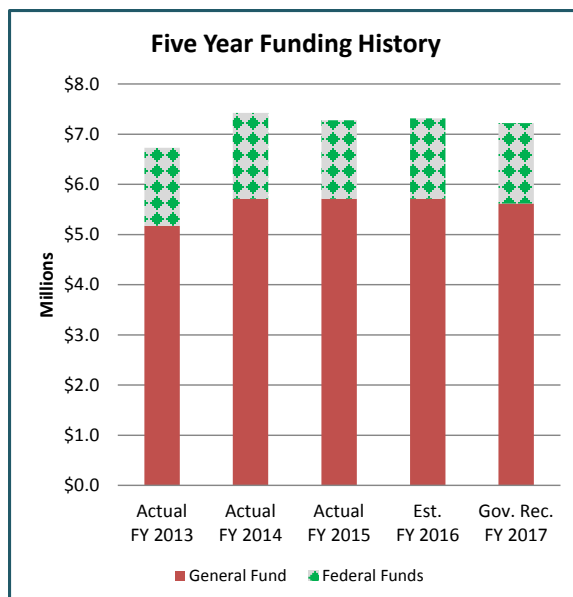
Overview and Funding History

Agency Overview: The [Iowa Department of Cultural Affairs](#) (DCA) has primary responsibility for development of the State's interest in the areas of the arts, history, and other cultural matters. In fulfilling this responsibility, the DCA is advised and assisted by the State Historical Board of Trustees and the Iowa Arts Council.

Funding History: Funding over the last five years has been stable at both the State and federal levels, as illustrated in the bar graph to the right, with an increase in FY 2014 for the additional responsibility of operating a film office. The FY 2014 General Fund appropriation to the Arts Division was increased by \$100,000 and the Department was required to allocate \$300,000 from the total appropriation to the Division for the Film Office. The FY 2014 General Fund appropriation for the Historical Division was also increased by \$400,000 to enhance museum exhibits and additional staffing.

The DCA also receives funding for programs through the Technology Reinvestment Fund (TRF) and the Rebuild Iowa Infrastructure Fund (RIIF) that are not reflected in the charts in this section. Please refer to the Transportation, Infrastructure, and Capitals Appropriations Subcommittee section for more detail on these appropriations.

FY 2017: The Governor is recommending FY 2017 General Fund appropriations totaling \$5,620,011. This is a decrease of \$94,000, related to Battle Flag Stabilization, compared to estimated FY 2016.



Quick Facts

748

State Historical Society memberships as of September, 2015.

\$6,135,806

Iowa Cultural Trust Fund balance as of January 6, 2016.

½ of 1.0 percent (0.5%)

Amount required to be spent on Iowa Art in new or remodeled State buildings.

General Fund Recommendations

	Actual FY 2015 (1)	Estimated FY 2016 (2)	Gov Rec FY 2017 (3)	2017 Gov Rec vs 2016 Estimated (4)
Cultural Affairs, Dept. of				
Cultural Affairs, Dept. of				
Administration Division	\$ 176,882	\$ 176,882	\$ 176,882	\$ 0
Community Cultural Grants	172,090	172,090	172,090	0
Historical Division	3,167,701	3,167,701	3,167,701	0
Historic Sites	426,398	426,398	426,398	0
Arts Division	1,233,764	1,233,764	1,233,764	0
Great Places	150,000	150,000	150,000	0
Archiving Former Governor's Papers	65,933	65,933	65,933	0
Records Center Rent	227,243	227,243	227,243	0
Battle Flag Stabilization	94,000	94,000	0	-94,000
Total Cultural Affairs, Dept. of	\$ 5,714,011	\$ 5,714,011	\$ 5,620,011	\$ -94,000

Governor's Recommendations: Significant General Fund Changes

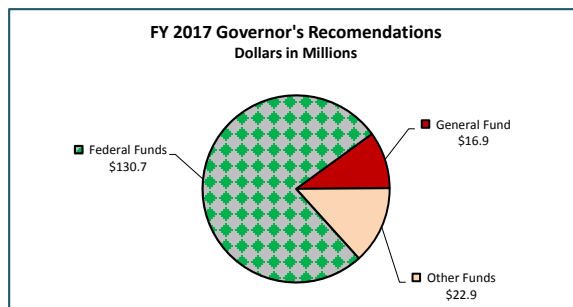
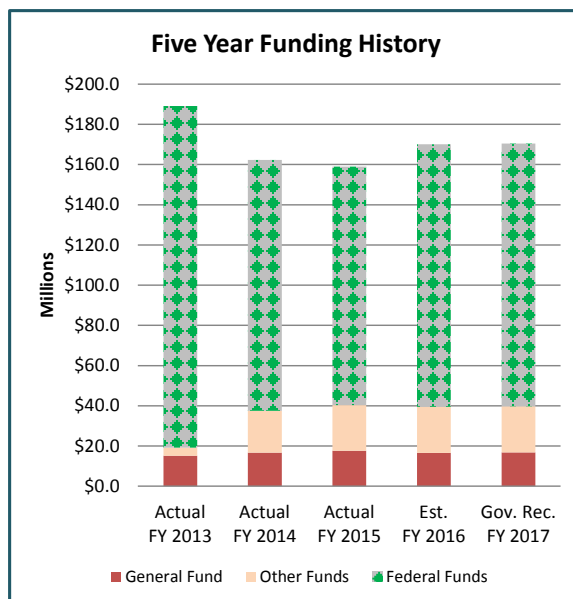
Battle Flag Stabilization: A decrease of \$94,000 to eliminate the appropriation for Battle Flag Stabilization. The objective of the initial Battle Flag Project was to stabilize all battle flags in the collection, and that core objective has been met (all flags stabilized).	\$ -94,000
---	------------

IOWA ECONOMIC DEVELOPMENT AUTHORITY

Overview and Funding History

Agency Overview: The [Iowa Economic Development Authority](#) (IEDA) is responsible for fostering the economic vitality of the State by working in focused partnerships with businesses, entrepreneurs, communities, and educational entities. The IEDA's primary responsibilities are in the areas of finance, marketing, local government and service coordination, exporting, tourism, job training and entrepreneurial assistance, and small business.

Funding History: The Economic Development appropriation is used for the general operations of the IEDA and began with the FY 2012 appropriation. From FY 2003 through FY 2012, the Department of Economic Development received appropriations for the three main divisions (Administration, Business Development, and Community Development). Prior to that, the Department of Economic Development received separate appropriations for each program operated. The FY 2015 General Fund appropriation was increased by \$25,000 to increase support for the Councils of State Government (COGs) Assistance and \$1,000,000 for a new Science, Technology, Engineering, and Mathematics (STEM) Internship Scholarship Program. The STEM Program did not receive additional funding for FY 2016 and \$500,000 has been appropriated from the General Fund for FY 2017. The Governor is recommending a \$1,000,000 FY 2017 appropriation from the State Worker and Job Creation Fund (SWJCF), with the funds being reallocated from the High Quality Jobs Program (HQJP). The FY 2016 General Fund appropriation for the World Food Prize was reduced by \$87,500. However, the appropriation from the Rebuild Iowa Infrastructure Fund (RIIF) was increased by \$100,000. Therefore, the FY 2016 total funding for the World Food Prize exceeds the standing limited appropriation of \$1,000,000 by \$12,500.



Quick Facts

\$170.6 billion

Iowa's Gross Domestic Product in 2014.

13.5%

Percent change in Real GDP
from 2011 to 2014.

31st

Iowa's rank for growth in Per Capita GDP for
2010-2014 compared to all 50 states.

The graphs cover all funds overseen by the IEDA. Most of the federal funds in these charts are part of the Community Development Block Grant (CDBG) Program that assists the development of viable communities by providing decent housing and suitable living environments and expanding economic opportunities, primarily for persons of low and moderate income.

The graphs do not reflect appropriations that the IEDA has received for the High Quality Jobs Program, Grow Iowa Values Fund Program, Iowa Skilled Worker and Job Creation Fund, or other programs that receive funding through the RIIF.

FY 2017: The Governor is recommending General Fund appropriations totaling \$16,857,005. This is an increase of \$250,000 compared to estimated FY 2016 for Home Base Iowa Marketing. Other fund appropriations total \$22,900,000. This other funds total is no change compared to estimated FY 2016.

General Fund Recommendations

	Actual FY 2015 (1)	Estimated FY 2016 (2)	Gov Rec FY 2017 (3)	2017 Gov Rec vs 2016 Estimated (4)
Economic Development Authority				
Economic Development Authority				
Economic Development Appropriation	\$ 15,516,372	\$ 15,516,372	\$ 15,516,372	\$ 0
World Food Prize	800,000	712,500	712,500	0
Iowa Comm. Volunteer Ser.-Promise	178,133	178,133	178,133	0
Councils of Governments (COGs) Assistance	200,000	200,000	200,000	0
STEM Scholarships	1,000,000	0	0	0
Home Base Iowa Marketing	0	0	250,000	250,000
Total Economic Development Authority	\$ 17,694,505	\$ 16,607,005	\$ 16,857,005	\$ 250,000

Governor's Recommendations: Significant General Fund Changes

Home Base Iowa Marketing: A new appropriation for support of the Home Base Iowa marketing and promotion initiative that seeks to increase the hiring of returning veterans by Iowa companies and other establishments.	\$ 250,000
---	------------

Other Fund Recommendations

	Actual FY 2015 (1)	Estimated FY 2016 (2)	Gov Rec FY 2017 (3)	2017 Gov Rec vs 2016 Estimated (4)
Economic Development Authority				
Economic Development Authority				
Apprenticeship Training Program - WDF	\$ 2,750,000	\$ 3,000,000	\$ 3,000,000	\$ 0
Job Training - WDF	3,000,000	3,000,000	3,000,000	0
High Quality Jobs Program - SWJCF	16,900,000	16,900,000	15,900,000	-1,000,000
STEM Scholarships - SWJCF	0	0	1,000,000	1,000,000
Total Economic Development Authority	\$ 22,650,000	\$ 22,900,000	\$ 22,900,000	\$ 0

Governor's Recommendations: Significant Other Funds Changes

High Quality Jobs Program: A general decrease from the State Skilled Workers and Job Creation Fund (SWJCF). High Quality Jobs Program assistance and funding is outlined in Iowa Code section 15.335B . The funds are used to provide business cash incentives. The General Assembly permits an allocation of \$1.0 million, from the FY 2016 \$16.9 million appropriation, for the Main Street Program as specified in SF 499 (FY 2016 Economic Development Appropriations Subcommittee Act).	\$ -1,000,000
STEM Scholarships: An increase from the SWJCF for the Science, Technology, Engineering, and Mathematics (STEM) Internship Scholarship Program. The STEM Scholarship Program was established during the 2014 Legislative Session by HF 2460 (Economic Development Appropriations Subcommittee Act). The Act also made a General Fund appropriation of \$1.0 million for FY 2015. The Legislature has already made a FY 2017 appropriation of \$500,000 with the enactment of SF 499 (FY 2016 Economic Development Appropriations Subcommittee Act).	\$ 1,000,000

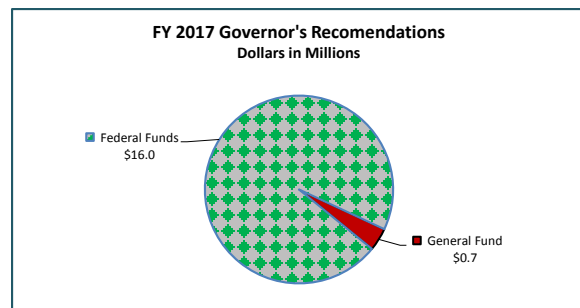
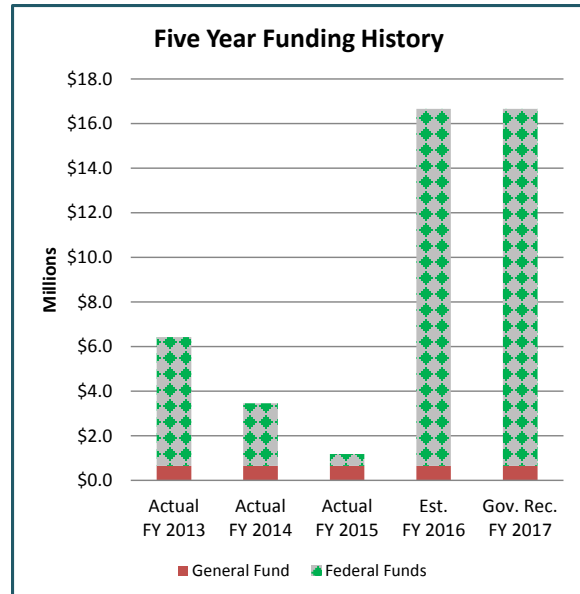
IOWA FINANCE AUTHORITY

Overview and Funding History

Agency Overview: The [Iowa Finance Authority](#) (IFA) mission is to finance, administer, advance and preserve affordable housing, and to promote community and economic development for Iowans. The Authority receives no General Fund appropriation for operating expenses and does not have the ability to tax. The major funding sources for the Authority are bond proceeds, title guaranty fees, application fees, and interest earnings.

Program Funding History: The Rent Subsidy Program began in FY 1997 as an allocation of the General Fund State Supplementary Assistance appropriation to the Department of Human Services (DHS). The Program was funded with an annual allocation from the DHS until FY 2004, when the Program was funded by the Senior Living Trust Fund (SLTF) as part of a larger appropriation to the DHS. In FY 2005, the DHS transferred the Program to the IFA through an Iowa Code chapter [28E](#) agreement, and in FY 2006, the IFA received a direct appropriation for the Program from the SLTF. The Program resumed funding from the General Fund in FY 2012. The estimated FY 2016 amount includes an increase of \$15,500,000 in federal funds that has not been explained yet.

FY 2017: The Governor is recommending an FY 2017 General Fund appropriation of \$658,000. This is no change compared to estimated FY 2016.



Quick Facts

23.7%

Mortgage home owners in 2011 that are cost burdened with 30.0% or more of household income expended on mortgage expense.

47.7%

Renter-occupied units in 2011 that are cost burdened with 30.0% or more of household income expended on rent and utilities.

General Fund Recommendations

	Actual FY 2015 (1)	Estimated FY 2016 (2)	Gov Rec FY 2017 (3)	2017 Gov Rec vs 2016 Estimated (4)
<u>Iowa Finance Authority</u>				
Iowa Finance Authority RentSubsidy Program	\$ 658,000	\$ 658,000	\$ 658,000	\$ 0
Total Iowa Finance Authority	\$ 658,000	\$ 658,000	\$ 658,000	\$ 0

IOWA WORKFORCE DEVELOPMENT

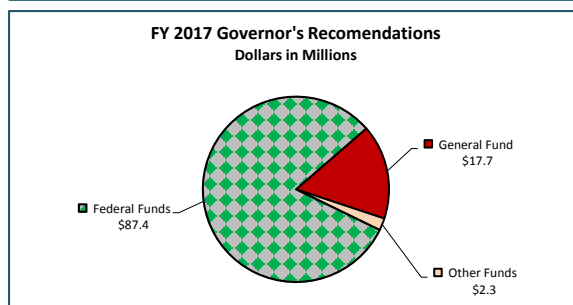
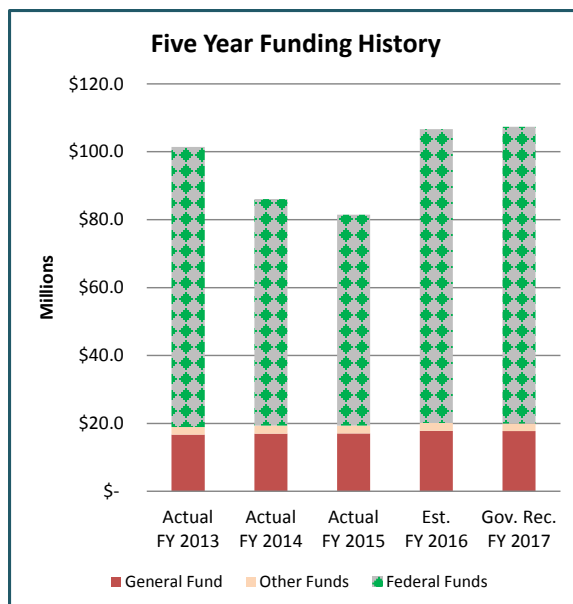
Overview and Funding History

Agency Overview: The [Department of Iowa Workforce Development](#) (IWD) strives to improve the income, productivity, and safety of all Iowans. In conjunction with State and local economic development efforts, the IWD also assists businesses in fulfilling workforce needs. The IWD major products and services include:

- Workforce Center Services
- Compliance Assistance and Enforcement
- Unemployment Insurance
- Workforce Information and Analysis
- Adjudication, Compliance, and Education
- Resource Management

Funding History: Funding for the IWD is illustrated in the charts to the right. These charts exclude the payments made through the Unemployment Insurance Trust Fund benefits. Total estimated funding has increased over the five years, with federal (\$4,857,222), other funds (\$6,000), and General Fund (\$1,055,476) increasing. The federal funds increase relates to funding Workforce Minor Programs. The FY 2016 General Fund appropriation was increased by \$668,877 to support the federal Occupational Safety and Health Administration (OSHA) programs and \$87,500 for an investigator and support staff for wage enforcement.

FY 2017: The Governor is recommending FY 2017 General Fund appropriations totaling \$17,728,295, a decrease of \$100,000 compared to estimated FY 2016. Other fund appropriations total \$2,266,084. This other funds total is no change compared to estimated FY 2016.



Quick Facts

90

Iowa's 2014 fatal occupational injuries.

3.4%

Iowa's November 2015 unemployment rate.

70.4%

Iowa's December 2014 Labor Force Participation Rate. This is the 3rd highest in the nation.

General Fund Recommendations

	Actual FY 2015 (1)	Estimated FY 2016 (2)	Gov Rec FY 2017 (3)	2017 Gov Rec vs 2016 Estimated (4)
<u>Iowa Workforce Development</u>				
Iowa Workforce Development				
Labor Services Division	\$ 3,823,539	\$ 4,579,916	\$ 4,305,097	\$ -274,819
Workers' Compensation Division	3,259,044	3,259,044	3,259,044	0
Operations - Field Offices	9,179,413	9,179,413	9,079,413	-100,000
Offender Reentry Program	358,464	358,464	358,464	0
Employee Misclassification Program	451,458	451,458	451,458	0
I/3 State Accounting System	0	0	274,819	274,819
Total Iowa Workforce Development	\$ 17,071,918	\$ 17,828,295	\$ 17,728,295	\$ -100,000

Governor's Recommendations: Significant General Fund Changes

Labor Services Division: A decrease to be reallocated to a separate line item for State Accounting System reimbursements.	\$ 275,000
Operations - Field Offices: A general decrease for Field Offices operating support.	\$ 100,000
I/3 State Accounting System: An increase for State Accounting System reimbursements that has been appropriated to the Labor Services Division in the past.	\$ 275,000

Other Fund Recommendations

	Actual FY 2015 (1)	Estimated FY 2016 (2)	Gov Rec FY 2017 (3)	2017 Gov Rec vs 2016 Estimated (4)
<u>Iowa Workforce Development</u>				
Iowa Workforce Development				
Field Offices - Spec Cont Fund	\$ 1,766,084	\$ 1,766,084	\$ 1,766,084	\$ 0
Field Offices - UI Reserve Interest	400,000	400,000	400,000	0
AMOS Mid-Iowa Organizing Strategy - SWJCF	100,000	100,000	100,000	0
Total Iowa Workforce Development	\$ 2,266,084	\$ 2,266,084	\$ 2,266,084	\$ 0

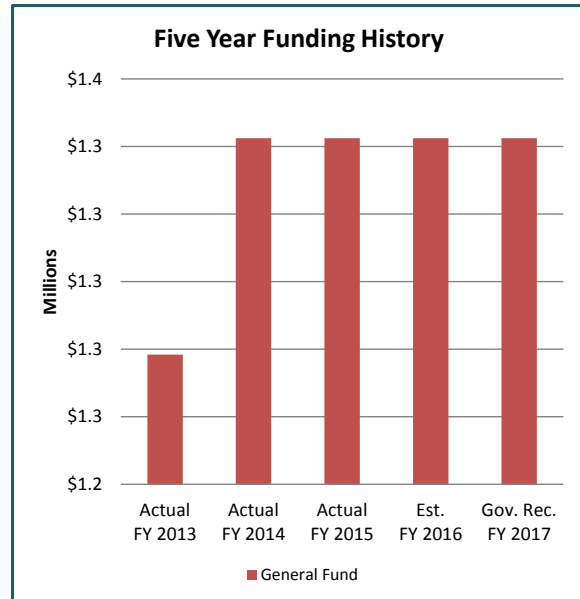
PUBLIC EMPLOYMENT RELATIONS BOARD

Overview and Funding History

Agency Overview: The Iowa [Public Employment Relations Board](#) (PERB) is responsible for implementing the provisions of the Public Employment Relations Act, and for adjudicating and conciliating labor/management disputes involving public employers and employee organizations throughout the State.

Funding History: The graph to the right shows the five-year funding history of the PERB. The FY 2013 appropriation was increased \$90,555 for the salary and benefits of the third board member and \$130,000 for PERB training related to interest-based bargaining, mediator training, and interest arbitration. The FY 2014 appropriation was increased \$63,500 to continue funding for an additional administrative law judge hired by the PERB.

FY 2017: The Governor is recommending an FY 2017 General Fund appropriation of \$1,342,452. This is no change compared to estimated FY 2016.



Quick Facts

22

Total number of certified State of Iowa bargaining units.

53

Current number of arbitrators on PERB's list of neutrals.

General Fund Recommendations

	Actual FY 2015 (1)	Estimated FY 2016 (2)	Gov Rec FY 2017 (3)	2017 Gov Rec vs 2016 Estimated (4)
Public Employment Relations Board				
Public Employment Relations General Office	\$ 1,342,452	\$ 1,342,452	\$ 1,342,452	\$ 0
Total Public Employment Relations Board	\$ 1,342,452	\$ 1,342,452	\$ 1,342,452	\$ 0

BOARD OF REGENTS

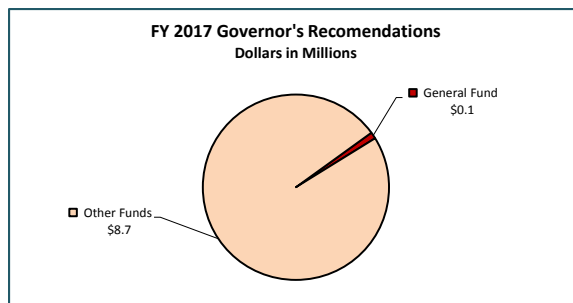
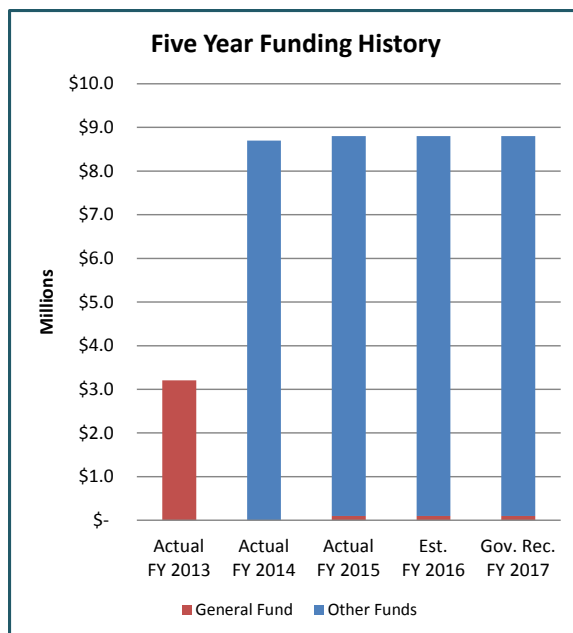
Overview and Funding History

The Economic Development Appropriations Subcommittee appropriates funds to the [Board of Regents](#) universities for the following purposes:

- The University of Iowa (UI) Economic Development appropriation includes the University of Iowa Pharmaceuticals, Research Park, and Technology Innovation Center. Refer to the ***Fiscal Topic Budget Unit: University of Iowa Economic Development*** for more information.
- The Iowa State University (ISU) Economic Development appropriation includes the Institute for Physical Research and Technology, Small Business Development Centers, and Research Park. Refer to the ***Fiscal Topic Budget Unit: Iowa State University Economic Development*** for more information.
- The University of Northern Iowa (UNI) Economic Development appropriation includes the Institute for Decision Making, Metal Casting Center, and MyEntre.Net Program. Refer to the ***Fiscal Topic Budget Unit: University of Northern Iowa Economic Development*** for more information.

Prior to FY 2014, these appropriations were funded through the General Fund. Beginning in FY 2014, the appropriations were made from the Skilled Worker Job Creation Fund (SWJCF). The five-year funding history graph above does not reflect any funding the Board of Regents received through Economic Development Fund allocations or appropriations from the RIIF. Information on these appropriations can be found in the Transportation, Infrastructure, and Capitals Appropriations Subcommittee section.

FY 2017: The Governor is recommending FY 2017 General Fund appropriations totaling \$101,000. This General Fund appropriation is no change compared to estimated FY 2016. Other fund appropriations total \$8,700,000. This other funds total is no change compared to estimated FY 2016.



General Fund Recommendations

	Actual FY 2015 (1)	Estimated FY 2016 (2)	Gov Rec FY 2017 (3)	2017 Gov Rec vs 2016 Estimated (4)
<u>Regents, Board of</u>				
Regents, Board of				
ISU - Small Business Development Centers	\$ 101,000	\$ 101,000	\$ 101,000	\$ 0
Total Regents, Board of	\$ 101,000	\$ 101,000	\$ 101,000	\$ 0

Other Fund Recommendations

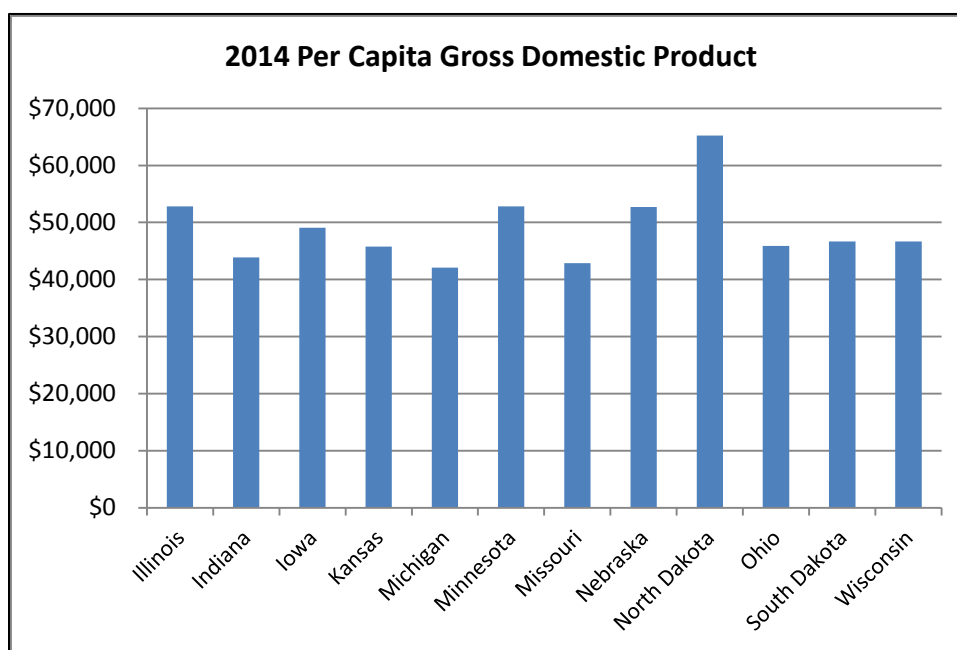
	Actual FY 2015 (1)	Estimated FY 2016 (2)	Gov Rec FY 2017 (3)	2017 Gov Rec vs 2016 Estimated (4)
<u>Regents, Board of</u>				
Regents, Board of				
Regents Innovation Fund - SWJCF	\$ 3,000,000	\$ 3,000,000	\$ 3,000,000	\$ 0
ISU - Economic Development - SWJCF	2,424,302	2,424,302	2,424,302	0
UI - Economic Development - SWJCF	209,279	209,279	209,279	0
UI - Entrepreneur and Econ Growth - SWJCF	2,000,000	2,000,000	2,000,000	0
UNI - Economic Development - SWJCF	1,066,419	1,066,419	1,066,419	0
Total Regents, Board of	\$ 8,700,000	\$ 8,700,000	\$ 8,700,000	\$ 0

Comparisons to Other States — Gross Domestic Product

Data available from the [Council of State Governments \(CSG\) States Perform](#) website gathered by the [Bureau of Economic Analysis](#) (BEA) examines the Gross Domestic Product (GDP) by state. The GDP is the value added to goods and services by economic activity. It is equivalent to the gross output (sales or receipts and other operating income, commodity taxes, and inventory change) minus inputs (consumption of goods and services purchased from other U.S. industries or imported).

When evaluated on a per-capita basis, Iowa ranked 21st, with a per-capita GDP of \$49,075. The state with the highest per-capita GDP was Alaska (\$66,160), followed by North Dakota (\$65,225), and New York (\$64,818). The three lowest states were South Carolina, Idaho, and Mississippi.

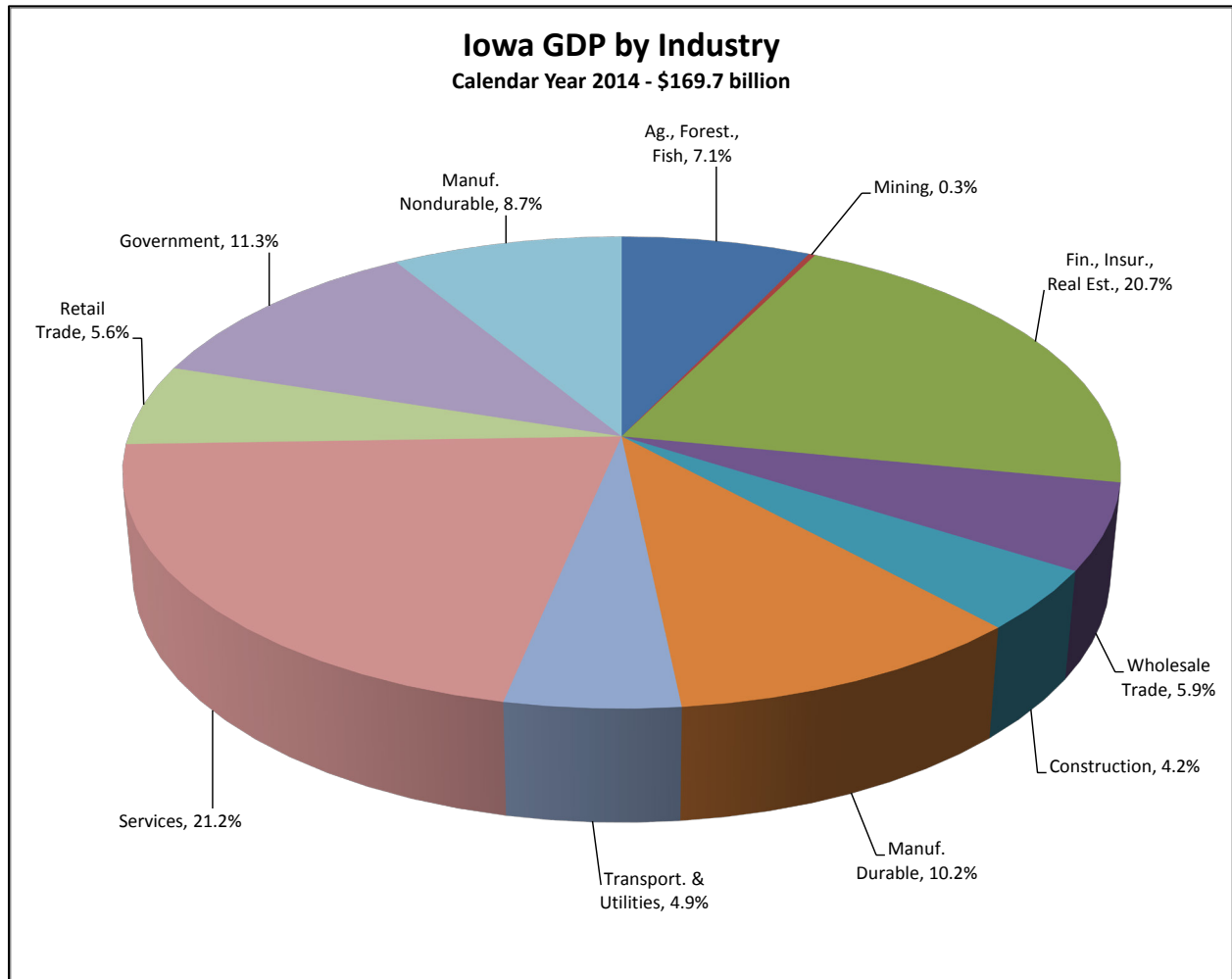
Since 2010, Iowa's GDP has grown by 19.9%, 6th among all states and the District of Columbia. The state with the largest increase was North Dakota with 58.5%, followed by Texas (31.3%) and Nebraska (21.1%). The states that had the slowest growth were Main (5.8%), Alaska (7.9%), and Kentucky (8.2%).



The pie graph displays Iowa's GDP by North American Industry Classification System (NAICS) sector. The largest three sectors of Iowa's GDP are Services (20.7%); Finance, Insurance, and Real Estate (20.5%); and Government (11.2%).

The fastest growing sectors since 2010 are Agriculture, Forestry, Fishing, and Hunting (65.8%); Durable Goods Manufacturing (34.7%); and Construction (34.4%). The sectors with the slowest growth since 2009 are Nondurable Goods Manufacturing (6.6%); Government (9.2%); and Transportation, Warehousing, and Utilities (11.0%). No sector decreased from 2010 through 2014.

For additional comparisons, refer to www.statesperform.org or <http://www.bea.gov/regional/>.



Staff Contact: Ron Robinson (515-281-6256) ron.robinson@legis.iowa.gov

Appendix A

General Fund Tracking

Economic Development General Fund

	Actual FY 2015 (1)	Estimated FY 2016 (2)	Gov Rec FY 2017 (3)	Gov Rec vs. Est. FY 2016 (4)
<u>Cultural Affairs, Dept. of</u>				
Cultural Affairs, Dept. of				
Administration Division	\$ 176,882	\$ 176,882	\$ 176,882	\$ 0
Community Cultural Grants	172,090	172,090	172,090	0
Historical Division	3,167,701	3,167,701	3,167,701	0
Historic Sites	426,398	426,398	426,398	0
Arts Division	1,233,764	1,233,764	1,233,764	0
Great Places	150,000	150,000	150,000	0
Archiving Former Governor's Papers	65,933	65,933	65,933	0
Records Center Rent	227,243	227,243	227,243	0
Battle Flag Stabilization	94,000	94,000	0	-94,000
Total Cultural Affairs, Dept. of	\$ 5,714,011	\$ 5,714,011	\$ 5,620,011	\$ -94,000
<u>Economic Development Authority</u>				
Economic Development Authority				
Economic Development Appropriation	\$ 15,516,372	\$ 15,516,372	\$ 15,516,372	\$ 0
World Food Prize	800,000	712,500	712,500	0
Iowa Comm. Volunteer Ser.-Promise	178,133	178,133	178,133	0
Councils of Governments (COGs) Assistance	200,000	200,000	200,000	0
STEM Scholarships	1,000,000	0	0	0
Home Base Iowa Marketing	0	0	250,000	250,000
Total Economic Development Authority	\$ 17,694,505	\$ 16,607,005	\$ 16,857,005	\$ 250,000
<u>Iowa Finance Authority</u>				
Iowa Finance Authority				
Rent Subsidy Program	\$ 658,000	\$ 658,000	\$ 658,000	\$ 0
Total Iowa Finance Authority	\$ 658,000	\$ 658,000	\$ 658,000	\$ 0
<u>Public Employment Relations Board</u>				
Public Employment Relations				
General Office	\$ 1,342,452	\$ 1,342,452	\$ 1,342,452	\$ 0
Total Public Employment Relations Board	\$ 1,342,452	\$ 1,342,452	\$ 1,342,452	\$ 0

Economic Development

General Fund

	Actual FY 2015 (1)	Estimated FY 2016 (2)	Gov Rec FY 2017 (3)	Gov Rec vs. Est. FY 2016 (4)
<u>Iowa Workforce Development</u>				
Iowa Workforce Development				
Labor Services Division	\$ 3,823,539	\$ 4,579,916	\$ 4,305,097	\$ -274,819
Workers' Compensation Division	3,259,044	3,259,044	3,259,044	0
Operations - Field Offices	9,179,413	9,179,413	9,079,413	-100,000
Offender Reentry Program	358,464	358,464	358,464	0
Employee Misclassification Program	451,458	451,458	451,458	0
I/3 State Accounting System	0	0	274,819	274,819
Total Iowa Workforce Development	\$ 17,071,918	\$ 17,828,295	\$ 17,728,295	\$ -100,000
<u>Regents, Board of</u>				
Regents, Board of				
ISU - Small Business Development Centers	\$ 101,000	\$ 101,000	\$ 101,000	\$ 0
Total Regents, Board of	\$ 101,000	\$ 101,000	\$ 101,000	\$ 0
Total Economic Development	\$ 42,581,886	\$ 42,250,763	\$ 42,306,763	\$ 56,000

Appendix B

Other Funds Tracking

Economic Development Other Funds

	Actual FY 2015 (1)	Estimated FY 2016 (2)	Gov Rec FY 2017 (3)	Gov Rec vs. Est. FY 2016 (4)
<u>Economic Development Authority</u>				
Economic Development Authority				
Apprenticeship Training Program - WDF	\$ 2,750,000	\$ 3,000,000	\$ 3,000,000	\$ 0
Job Training - WDF	3,000,000	3,000,000	3,000,000	0
High Quality Jobs Program - SWJCF	16,900,000	16,900,000	15,900,000	-1,000,000
STEM Scholarships - SWJCF	0	0	1,000,000	1,000,000
Total Economic Development Authority	\$ 22,650,000	\$ 22,900,000	\$ 22,900,000	\$ 0
<u>Iowa Workforce Development</u>				
Iowa Workforce Development				
Field Offices - Spec Cont Fund	\$ 1,766,084	\$ 1,766,084	\$ 1,766,084	\$ 0
Field Offices - UI Reserve Interest	400,000	400,000	400,000	0
AMOS Mid-Iowa Organizing Strategy - SWJCF	100,000	100,000	100,000	0
Total Iowa Workforce Development	\$ 2,266,084	\$ 2,266,084	\$ 2,266,084	\$ 0
<u>Regents, Board of</u>				
Regents, Board of				
Regents Innovation Fund - SWJCF	\$ 3,000,000	\$ 3,000,000	\$ 3,000,000	\$ 0
ISU - Economic Development - SWJCF	2,424,302	2,424,302	2,424,302	0
UI - Economic Development - SWJCF	209,279	209,279	209,279	0
UI - Entrepreneur and Econ Growth - SWJCF	2,000,000	2,000,000	2,000,000	0
UNI - Economic Development - SWJCF	1,066,419	1,066,419	1,066,419	0
Total Regents, Board of	\$ 8,700,000	\$ 8,700,000	\$ 8,700,000	\$ 0
Total Economic Development	\$ 33,616,084	\$ 33,866,084	\$ 33,866,084	\$ 0

Appendix C

FTE Position Tracking

Economic Development

FTE Positions

	Final Action FY 2015	Actual FY 2015	Actual vs Final FY 2015	Final Action FY 2016	Estimated FY 2016	Estimated vs Final FY 2016	Gov Rec FY 2017	Gov FY 2017 vs Est FY 2016
	(1)	(2)	(3)	(4)	(5)	(6)	(7)	(8)
<u>Cultural Affairs, Dept. of</u>								
Cultural Affairs, Dept. of								
Administration Division	74.50	1.73	-72.77	74.50	1.70	-72.80	1.70	0.00
Historical Division	0.00	38.21	38.21	0.00	41.12	41.12	42.07	0.95
Historic Sites	0.00	5.69	5.69	0.00	4.00	4.00	4.00	0.00
Arts Division	0.00	7.62	7.62	0.00	8.82	8.82	8.82	0.00
Great Places	0.00	1.22	1.22	0.00	1.43	1.43	1.43	0.00
Archiving Former Governor's Papers	0.00	0.68	0.68	0.00	0.68	0.68	0.68	0.00
Battle Flag Stabilization	0.00	0.69	0.69	0.00	0.70	0.70	0.70	0.00
Total Cultural Affairs, Dept. of	74.50	55.85	-18.65	74.50	58.45	-16.05	59.40	0.95
<u>Economic Development Authority</u>								
Economic Development Authority								
Economic Development Appropriation	149.00	86.44	-62.56	149.00	120.40	-28.60	120.40	0.00
Vision Iowa Program	2.25	0.00	-2.25	2.25	2.25	0.00	2.25	0.00
Workforce Development Admin	0.00	0.10	0.10	0.00	0.00	0.00	0.00	0.00
High Quality Jobs Creations Assistance	0.00	11.82	11.82	0.00	19.50	19.50	19.50	0.00
Economic Dev Energy Projects Fund	0.00	5.14	5.14	0.00	6.10	6.10	6.10	0.00
Iowa Ind. New Jobs Training (NJT) 260E Fund	0.00	2.81	2.81	0.00	2.40	2.40	2.40	0.00
Iowa State Commission	7.00	5.83	-1.17	7.00	7.00	0.00	7.00	0.00
City Of Hurlsville Discontinua	0.00	0.00	0.00	0.00	0.05	0.05	0.00	-0.05
Total Economic Development Authority	158.25	112.14	-46.11	158.25	157.70	-0.55	157.65	-0.05
<u>Public Employment Relations Board</u>								
Public Employment Relations								
General Office	10.00	8.96	-1.04	10.00	10.00	0.00	10.00	0.00
Total Public Employment Relations Board	10.00	8.96	-1.04	10.00	10.00	0.00	10.00	0.00
<u>Iowa Workforce Development</u>								
Iowa Workforce Development								
Labor Services Division	65.00	46.40	-18.60	67.00	62.10	-4.90	62.10	0.00
Workers' Compensation Division	30.00	26.21	-3.79	30.00	27.40	-2.60	27.40	0.00
Field Office Operating Fund	130.00	159.25	29.25	130.00	180.25	50.25	180.25	0.00
Offender Reentry Program	4.00	2.90	-1.10	4.00	5.00	1.00	5.00	0.00
Employee Misclassification Program	8.10	2.04	-6.06	8.10	3.20	-4.90	3.20	0.00
Total Iowa Workforce Development	237.10	236.81	-0.29	239.10	277.95	38.85	277.95	0.00
<u>Regents, Board of</u>								
Regents, Board of								
ISU - Economic Development - SWJCF	56.63	21.58	-35.05	56.63	56.63	0.00	56.63	0.00
UI - Economic Development - SWJCF	6.00	2.03	-3.97	6.00	6.00	0.00	6.00	0.00
UI - Entrepreneur and Econ Growth - SWJCF	8.00	13.53	5.53	8.00	8.00	0.00	8.00	0.00
UNI - Economic Development - SWJCF	9.75	7.56	-2.19	9.75	7.53	-2.22	7.53	0.00
Total Regents, Board of	80.38	44.70	-35.68	80.38	78.16	-2.22	78.16	0.00
Total Economic Development	560.23	458.46	-101.77	562.23	582.26	20.03	583.16	0.90

Appendix D

Appropriation Activity FY 2015

FY 2015 Appropriation Activity

The following information provides a summary of the FY 2015 General Fund and non-General Fund appropriations for the departments under the purview of the Administration and Regulation Appropriations Subcommittee. Appropriations are adjusted for several factors throughout the fiscal year, including supplemental appropriations, deappropriations, and adjustments to standing appropriations to account for actual expenditures. Other activity associated with appropriated funds include: balances brought forward, transfers, and reversions. The tables show each of the departments' appropriations and the changes that occurred throughout the fiscal year.

- Original Appropriation: The amounts appropriated from the General Fund in individual appropriation bills during the 2014 Legislative Session.
- Adjustment to Standings: These adjustments represent changes that are made to budgeted standing unlimited appropriations for the purpose of balancing out the year-end amount. There are numerous standing unlimited appropriations established in the Code. The exact amount for each of these appropriations is not known until the close of the fiscal year. As the General Assembly develops the annual budget, an estimated amount is included for budgeting purposes. This estimated appropriation is then adjusted to reflect actual expenditures.
- Supplemental/Deappropriations (General Fund Only): These changes represent the supplemental appropriations and deappropriations enacted during the 2015 Legislative Session.
- Total Net Appropriation: This is the sum of all of the above numbers and represents the final appropriation amount after the above changes were applied.
- Balance Brought Forward: Appropriated funds allowed to carry forward from FY 2014 to FY 2015. These funds provided additional spendable dollars for FY 2015.
- Appropriation Transfers In and Out: These adjustments represent transferred appropriation spending authority between enacted appropriations. These transfers are usually implemented by the Governor through the authority of Iowa Code section 8.39.
- Balance Carry Forward: Appropriated funds that are allowed to carry forward from FY 2015 to FY 2016. Provides additional spendable dollars for FY 2016.
- Reversions: These are the unspent appropriated funds that revert back to the fund from which they were appropriated.
- Total Appropriation Expended: This number represents the appropriation after all of the above adjustments have been made. The result is the total appropriated funds that were expended in FY 2015.

GENERAL FUND APPROPRIATIONS

FY 2015 General Fund Appropriation Activity Department of Cultural Affairs										
Appropriation Name	Original Approp	Adjust to Standings	Suppl./ Deapprop.	Net Approp	Bal Forward from FY 2014	Transfers In	Transfers Out	Bal Forward to FY 2016	Reversions	Approp Expended
Arts Council	\$ 1,233,764	\$ 0	\$ 0	\$ 1,233,764	\$ 0	\$ 0	\$ 0	\$ 0	\$ 0	\$ 1,233,764
Cultural Grants	172,090	0	0	172,090	12,128	0	0	-58,218	0	126,000
Historical Society	3,167,701	0	0	3,167,701	0	0	0	0	0	3,167,701
Archiving Former Governor's Papers	65,933	0	0	65,933	0	0	0	0	0	65,933
Great Places GF	150,000	0	0	150,000	0	0	0	0	0	150,000
Administrative Division	176,882	0	0	176,882	0	0	0	0	0	176,882
Historic Sites	426,398	0	0	426,398	0	0	0	0	0	426,398
Battle Flag Stabilization	94,000	0	0	94,000	0	0	0	0	0	94,000
Records Center Rent - GF	227,243	0	0	227,243	0	0	0	0	0	227,243
Total	\$ 5,714,011	\$ 0	\$ 0	\$ 5,714,011	\$ 12,128	\$ 0	\$ 0	\$ -58,218	\$ 0	\$ 5,667,921

FY 2015 General Fund Appropriation Activity Iowa Economic Development Authority										
Appropriation Name	Original Approp	Adjust to Standings	Suppl./ Deapprop.	Net Approp	Bal Forward from FY 2014	Transfers In	Transfers Out	Bal Forward to FY 2016	Reversions	Approp Expended
World Food Prize	\$ 800,000	\$ 0	\$ 0	\$ 800,000	\$ 0	\$ 0	\$ 0	\$ 0	\$ 0	\$ 800,000
Economic Development Approp	15,516,372	0	0	15,516,372	1,550,833	0	0	-1,693,621	0	15,373,584
STEM Scholarships	1,000,000	0	0	1,000,000	0	0	0	-995,000	0	5,000
Councils of Governments (COGs) Assistance	200,000	0	0	200,000	0	0	0	0	0	200,000
ICVS-Promise	178,133	0	0	178,133	0	0	0	0	0	178,133
Infrastructure Building - Manufacturing Center	0	0	0	0	2,186,595	0	0	0	0	2,186,595
Camp Sunnyside	0	0	0	0	250,000	0	0	0	0	250,000
Employee Stock Ownership Plan (ESOP)	0	0	0	0	500,000	0	0	0	-416,615	83,385
Total	\$ 17,694,505	\$ 0	\$ 0	\$ 17,694,505	\$ 4,487,429	\$ 0	\$ 0	\$ -2,688,621	\$ -416,615	\$ 19,076,697

GENERAL FUND APPROPRIATIONS

FY 2015 General Fund Appropriation Activity Iowa Finance Authority

Appropriation Name	Original Approp	Adjust to Standings	Suppl./ Deapprop.	Net Approp	Bal Forward from FY 2014	Transfers In	Transfers Out	Bal Forward to FY 2016	Reversions	Approp Expended
Rent Subsidy Program	\$ 658,000	\$ 0		\$ 658,000	\$ 0	\$ 0	\$ 0	\$ 0	\$ 0	\$ 658,000
Total	\$ 658,000	\$ 0	\$ 0	\$ 658,000	\$ 0	\$ 0	\$ 0	\$ 0	\$ 0	\$ 658,000

FY 2015 General Fund Appropriation Activity Iowa Workforce Development

Appropriation Name	Original Approp	Adjust to Standings	Suppl./ Deapprop.	Net Approp	Bal Forward from FY 2014	Transfers In	Transfers Out	Bal Forward to FY 2016	Reversions	Approp Expended
IWD Workers Comp Operations (GF)	\$ 3,259,044	\$ 0	\$ 0	\$ 3,259,044	\$ 187,488	\$ 0	\$ 0	\$ -193,523	\$ 0	\$ 3,253,010
IWD General Fund - Operations	3,823,539	0	0	3,823,539	922,608	0	0	-1,557,649	0	3,188,498
Workforce Development Field Offices	9,179,413	0	0	9,179,413	0	0	0	0	0	9,179,413
Offender Reentry Program	358,464	0	0	358,464	23,297	0	0	-128,873	0	252,888
Employee Misclassification	451,458	0	0	451,458	0	0	0	0	-178,259	273,199
Total	\$ 17,071,918	\$ 0	\$ 0	\$ 17,071,918	\$ 1,133,393	\$ 0	\$ 0	\$ -1,880,044	\$ -178,259	\$ 16,147,008

FY 2015 General Fund Appropriation Activity Public Employment Relations Board

Appropriation Name	Original Approp	Adjust to Standings	Suppl./ Deapprop.	Net Approp	Bal Forward from FY 2014	Transfers In	Transfers Out	Bal Forward to FY 2016	Reversions	Approp Expended
PER Board - General Office	\$ 1,342,452	\$ 0	\$ 0	\$ 1,342,452	\$ 11,701	\$ 0	\$ 0	\$ -71,269	\$ -71,269	\$ 1,211,615
Total	\$ 1,342,452	\$ 0	\$ 0	\$ 1,342,452	\$ 11,701	\$ 0	\$ 0	\$ -71,269	\$ -71,269	\$ 1,211,615

OTHER FUNDS APPROPRIATIONS

FY 2015 Other Funds Appropriation Activity Iowa Economic Development Authority

Appropriation Name	Funding Source	Original Approp	Adjust to Standings	Net Approp	Bal Forward from FY 2014	Bal Forward to FY 2016	Reversions	Approp Expended
High Quality JobS Fund	Iowa Skilled Worker and Job Creation Fund	\$ 16,900,000	\$ 0	\$ 16,900,000	\$ 0	\$ 0	\$ 0	\$ 16,900,000
DED Programs	Federal Econ Stimulus and Jobs Holding Fund	0	0	0	1,995,637	-1,995,637	0	0
Apprenticeship Training Program	Workforce Development Withholding	2,750,000	0	2,750,000	0	0	0	2,750,000
Job Training	Workforce Development Withholding	3,000,000	0	3,000,000	0	0	0	3,000,000
Total		<u>\$ 22,650,000</u>	<u>\$ 0</u>	<u>\$ 22,650,000</u>	<u>\$ 1,995,637</u>	<u>\$ -1,995,637</u>	<u>\$ 0</u>	<u>\$ 22,650,000</u>

FY 2015 Other Funds Appropriation Activity Iowa Workforce Development

Appropriation Name	Funding Source	Original Approp	Adjust to Standings	Net Approp	Bal Forward from FY 2014	Bal Forward to FY 2016	Reversions	Approp Expended
AMOS A Mid-Iowa Organizing Strategy	Iowa Skilled Worker and Job Creation Fund	\$ 100,000	\$ 0	\$ 100,000	\$ 0	\$ 0	\$ 0	\$ 100,000
P & I Workforce Development Field Offices	Special Contingency Fund	1,766,084	0	1,766,084	0	0	-1,105,939	660,145
IWD Field Offices (UI Reserve Interest)	UI Reserve Fund	400,000	0	400,000	0	0	0	400,000
Total		<u>\$ 2,266,084</u>	<u>\$ 0</u>	<u>\$ 2,266,084</u>	<u>\$ 0</u>	<u>\$ 0</u>	<u>\$ -1,105,939</u>	<u>\$ 1,160,145</u>

FY 2015 Other Funds Appropriation Activity Board of Regents

Appropriation Name	Funding Source	Original Approp	Adjust to Standings	Net Approp	Bal Forward from FY 2014	Bal Forward to FY 2016	Reversions	Approp Expended
SUI - Economic Development	Iowa Skilled Worker and Job Creation Fund	\$ 209,279	\$ 0	\$ 209,279	\$ 0	\$ 0	\$ 0	\$ 209,279
SUI - Entrepreneurship and Economic Growth	Iowa Skilled Worker and Job Creation Fund	2,000,000	0	2,000,000	0	0	0	2,000,000
ISU - Economic Development	Iowa Skilled Worker and Job Creation Fund	2,424,302	0	2,424,302	0	0	0	2,424,302
UNI - Economic Development	Iowa Skilled Worker and Job Creation Fund	1,066,419	0	1,066,419	0	0	0	1,066,419
Regents Innovation Fund	Iowa Skilled Worker and Job Creation Fund	3,000,000	0	3,000,000	475,000	-381,955	0	3,093,045
Total		<u>\$ 8,700,000</u>	<u>\$ 0</u>	<u>\$ 8,700,000</u>	<u>\$ 475,000</u>	<u>\$ -381,955</u>	<u>\$ 0</u>	<u>\$ 8,793,045</u>

Appendix E

Budget Schedules

The Schedule 1 shows the “decision packages” used by the Executive Branch to arrive at the Department’s annual budget request (dollars and FTE positions) and the Governor’s recommendations for a particular budget unit.

Schedule 1 Example

STATE OF IOWA					
Fiscal Year 2017 Annual Budget					
SPECIAL DEPARTMENT: (660) Natural Resources, Department of					
Budget Unit: (542G720001) GF-Natural Resources Operations					
Schedule 1					
Rank	Description	Funding Source	Fiscal Year 2017 Department Request	Fiscal Year 2017 Governor's Recommendations	Fiscal Year
Base	Maintain essential services associated with natural resource protection, recreation and preservation.	Appropriation	12,862,307	12,862,307	
		FTE	1,107.95	1,107.95	
Total Budget Unit Funding		Fiscal Year 2016 Estimated	Fiscal Year 2017 Department Request	Fiscal Year 2017 Governor's Recommendations	Base budget and Full Time Equivalent Positions (FTEs)
Appropriation		\$ 12,862,307	\$ 12,862,307	\$ 12,862,307	
Total FTE		1,107.95	1,107.95	1,107.95	

A Schedule 1 provides a summary of funding available for a Department. The Schedule shows both General Fund and total funds plus FTE positions. The Schedule shows, by priority, any changes to current law (or budget).

The Schedule 6 shows all of the resources for a particular budget unit, including appropriations, federal funds, etc.

Schedule 6 Example

STATE OF IOWA Fiscal Year 2017 Annual Budget SPECIAL DEPARTMENT: (660) Natural Resources, Department of Budget Unit: (542G720001) GF-Natural Resources Operations Schedule 6					Department name & budget unit
Resources	Fiscal Year 2015 Actual	Fiscal Year 2016 Estimated	Fiscal Year 2017 Department Request	Fiscal Year 2017 Governor's Recomm	Fiscal Year
Appropriations					Appropriation
Appropriation	\$ 12,862,307	\$ 12,862,307	\$ 12,862,307	\$ 12,862,307	
Receipts					
Federal Support	23,200,527	26,945,064	26,945,064	26,945,064	
Intra State Receipts	82,175,659	87,700,831	87,700,831	87,700,831	
Gov Fund Type Transfers - Other Agencies	154,280	0	0	0	
Refunds & Reimbursements	3,695,802	4,808,279	4,808,279	4,808,279	
Other Sales & Services	134	0	0	0	
Unearned Receipts	456,113	471,705	471,705	471,705	
	<u>109,682,515</u>	<u>119,925,879</u>	<u>119,925,879</u>	<u>119,925,879</u>	
Total Resources	<u>\$ 122,544,822</u>	<u>\$ 132,788,186</u>	<u>\$ 132,788,186</u>	<u>\$ 132,788,186</u>	Full Time Equivalent (FTE) Positions
FTE	<u>991.47</u>	<u>1,107.95</u>	<u>1,107.95</u>	<u>1,107.95</u>	
Disposition of Resources					Budget unit expenditures
Personal Services-Salaries	\$ 86,158,341	\$ 90,710,274	\$ 90,710,274	\$ 90,710,274	
Personal Travel In State	742,740	768,888	768,888	768,888	
State Vehicle Operation	2,250,518	2,563,396	2,563,396	2,563,396	
Depreciation	1,311,834	1,937,922	1,937,922	1,937,922	
Personal Travel Out of State	210,744	342,989	342,989	342,989	
Office Supplies	344,652	438,151	438,151	438,151	
Facility Maintenance Supplies	916,211	1,173,517	1,173,517	1,173,517	
Equipment Maintenance Supplies	1,525,681	1,483,675	1,483,675	1,483,675	
Professional & Scientific Supplies	26,201	13,550	13,550	13,550	
Ag., Conservation & Horticulture Supply	1,090,587	1,098,956	1,098,956	1,098,956	
Other Supplies	537,511	720,647	720,647	720,647	

A Schedule 6 provides a detailed budget for all appropriated accounts or Funds under the control of the Department. Receipts includes the appropriation, the salary adjustment (if applicable), across-the-board reductions, supplemental appropriations, intra-state receipts from other agencies, receipts from local governments, and other receipts such as fees. Expenditures include all expenses related to the operating budget, such as salary, travel, contracts, etc. Expenditures also include the reversion or balance brought forward.

Budget schedules are available at: <https://www.legis.iowa.gov/publications/fiscal/budgetSchedules>

Appendix F

Report on Federal Grants

2015 Competitive Grant Report
Report Required by Iowa Code Section 8.9
Iowa Department of Management

State Agency	Title of Application	Amount Awarded	Match Amount	Maint. Of Effort	Funding Start Date	Funding End Date	FTE's Associated with Grant
DCA-HIST	Iowa Historical Records Advisory Board	\$12,500	\$14,396	No			0.00
DCA-HIST	Iowa Digital Newspaper Project	\$306,136	\$87,843				1.10
DCA-HIST	State Historical Museum of Iowa	\$74,000	\$1,746,360	No			9.50
DCA-HIST	State Historical Museum of Iowa: Outstanding History Education Programs	\$7,500	\$0	No			2.00
DCA-HIST	State Historical Museum of Iowa Database Project	\$7,212	\$16,828	No			9.50
DCA-HIST	State Historical Museum of Iowa	\$75,000	\$1,687,441	No			11.00
DCA-HIST	Western Historic Trails Center: Family Fun with Arts and History	\$2,000	\$0	No			1.00
DEA	Sustaining Iowa's Lifespan Respite Program	\$102,891	\$34,297	No			0.20
DEA	Creating a Dementia-Capable HCBS System in Iowa	\$449,784	\$461,211	No	9/1/2014	8/31/2017	0.20
DEA	Building Iowa's Integrated Evidence-Based Fall Prevention Network	\$385,840	\$0	No	9/14/2014	8/31/2016	0.20

2015 Noncompetitive Grant Report
Report Required by Iowa Code Section 8.9
Iowa Department of Management

State Agency	Title of Application	Amount Awarded	Match Amount	Maint. Of Effort	Funding Start Date	Funding End Date	FTE's Associated with Grant
DCA-HIST	National History Day in Iowa 2014-2015	\$57,326	\$0	No			0.00
DEA	MIPPA (Priority Area 3 ADRCs)	\$36,026	\$0	No	9/30/2014	9/29/2017	0.00
DEA	MIPPA (Priority Area 2 AAAs)	\$218,493	\$0	No	9/30/2014	9/29/2017	0.00
IDED	2015 Community Development Block Grant Program - CDBG	\$21,396,284	\$527,595	Yes	1/1/2015	12/31/2025	13.00
IEDA	State Energy Program	\$566,580	\$0				0.00