

**EDUCATION
APPROPRIATIONS SUBCOMMITTEE
DETAILED ANALYSIS OF THE
FY 2011 GOVERNOR'S RECOMMENDATIONS**



FISCAL SERVICES DIVISION

FEBRUARY 2010



Serving the Iowa Legislature

TABLE OF CONTENTS

	Page
Subcommittee Members and Staff	1
Summary of FY 2011 Recommendations	3
Department for the Blind	4
College Student Aid Commission.....	5
Department of Education.....	7
Board of Regents	12
Interim Committees, Meetings, and Publications.....	15
Appendix A – General Fund	17
Appendix B – Other Funds	23
Appendix C – FTE positions	27
Appendix D – FY 2010 – 10.0% Across-the-Board (ATB) Implementation Plans	33
Appendix E – General Fund Tracking with Supplementals and Transfers	47
Appendix F – Other Attachments	53
Governor’s Proposed FY 2011 Community College State General Aid.....	55
Student Achievement and Teacher Quality Allocations.....	56
Estimated Allocation of School Ready Grants Funding	57
Education Funding Per Pupil	59

EDUCATION APPROPRIATIONS SUBCOMMITTEE MEMBERS

SENATE

Brian Schoenjahn, Chairperson
Herman Quirnbach, Vice Chairperson
Nancy Boettger, Ranking Member
Randy Feenstra
Wally Horn

HOUSE

Cindy Winckler, Chairperson
Curt Hanson, Vice Chairperson
Cecil Dolecheck, Ranking Member
Royd Chambers
Gene Ficken
Marcella Frevert
Kevin Koester
Mike May
Andrew Wenthe

LEGISLATIVE SERVICES AGENCY

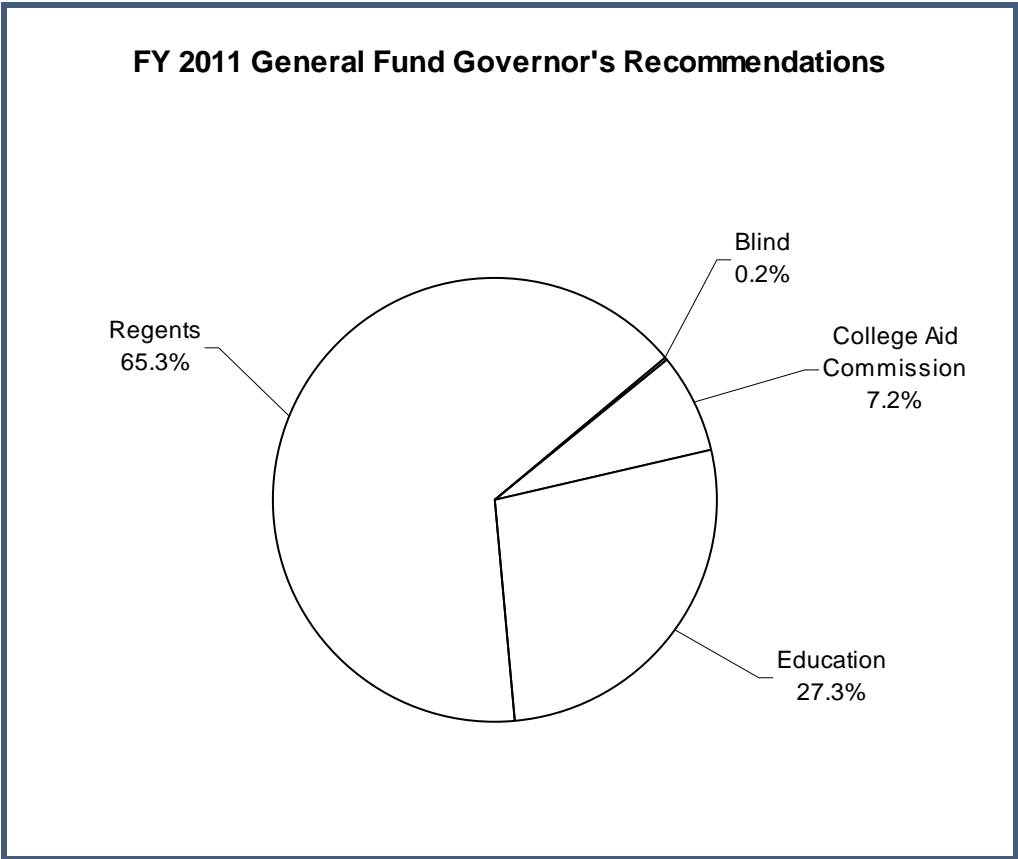
Fiscal Services Division

Dwayne Ferguson (Ext. 1-6561)
Robin Madison (Ext. 1-5270)

Legal Services Division

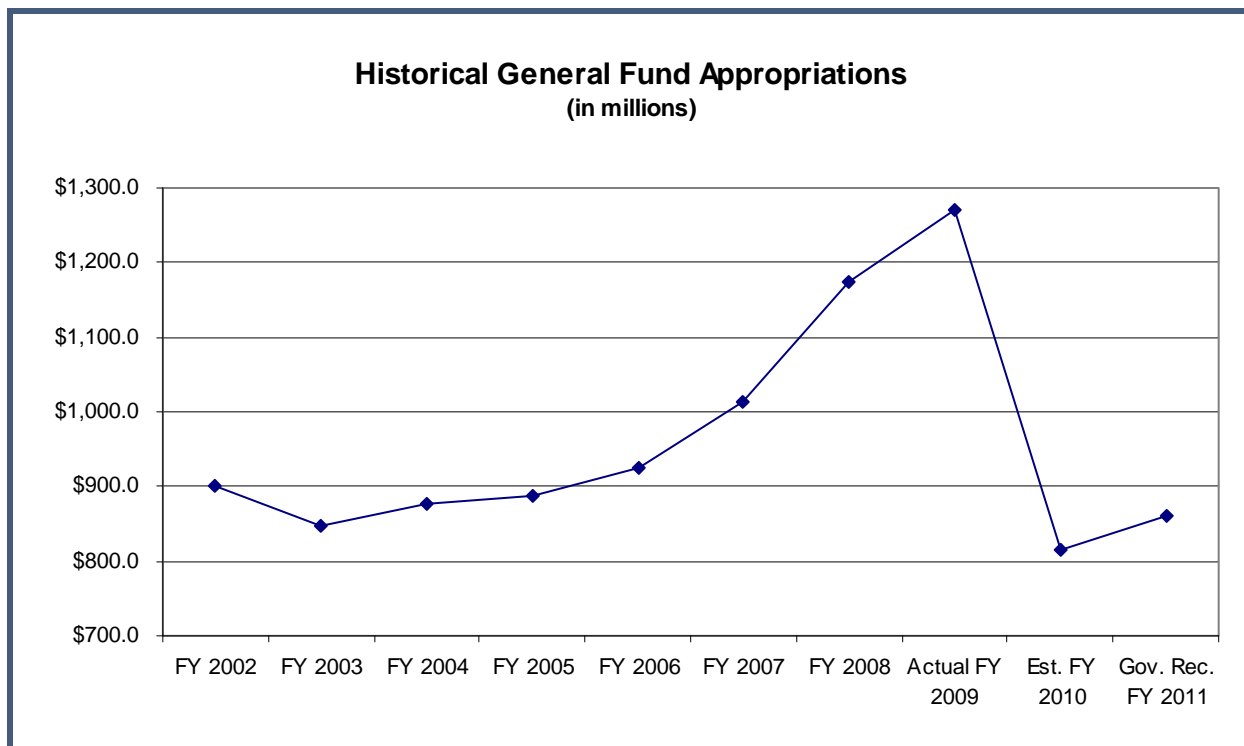
Kathy Hanlon (Ext. 1-3847)
Tim McDermott (Ext. 1-8090)

EDUCATION APPROPRIATIONS SUBCOMMITTEE



FY 2011 General Fund Governor's Recommendations

Blind	\$ 2,032,265
College Student Aid	61,742,720
Education	235,168,310
Regents	562,035,207
	<u>\$ 860,978,502</u>



FY 2011 GOVERNOR'S RECOMMENDATIONS

Department for the Blind

The Department for the Blind provides vocational rehabilitation, independent living skills, library services, and other essential services to blind Iowans. The Department consists of four organizational divisions: Field Operations, Adult Orientation and Adjustment Center, Business Enterprises Program, and Library for the Blind and Physically Handicapped.

The Governor is recommending an FY 2011 General Fund appropriation of \$2.0 million, which is no change compared to estimated FY 2010.

General Fund Recommendation

	<u>Estimated FY 2010</u>	<u>Gov Rec FY 2011</u>	<u>Gov Rec vs Est FY 2010</u>
<u>Blind, Dept. of the</u>			
Department for the Blind	\$ 2,032,265	\$ 2,032,265	\$ 0
Total Blind, Dept. of the	<u>\$ 2,032,265</u>	<u>\$ 2,032,265</u>	<u>\$ 0</u>

Issues

Federal ARRA Funds – The Department received \$1.1 million in federal stimulus funds to supplement the Basic Support Grant under Title I of the Vocational Rehabilitation Act. In addition, the Department received \$379,000 in federal stimulus funds for the Older Blind Program and \$49,000 for Independent

Living. The latter two amounts are subject to State matching requirements of \$42,000 and \$5,000, respectively. None of this funding was subject to appropriation by the General Assembly.

Prior to the FY 2010 across-the-board reduction, the Department planned to use the stimulus funds for development of an outreach plan, redesign of the website, maintenance of services and staffing, improving services to those with secondary disabilities, and a pilot youth employment program. The outreach plan and website redesign have been completed. The funding allowed the Department to hire seven additional staff. No decision has yet been made regarding whether these positions will be maintained in FY 2011.

Public Works Efficiency Report – The Governor’s Executive Order 20 includes many cost saving measures that will impact the Department for the Blind. An estimate of the amount of savings attributable to the Department has not been reported.

State Match Requirements for Federal Funds – The majority of the General Fund appropriation for the Department for the Blind serves as State match to draw down federal funds at a ratio of 21%/79%. This funding is also subject to a maintenance of effort requirement. Reduction in this State funding can lead to audits, sanctions, delays in funding, or total loss of funding.

The Department expects to be in violation of federal maintenance of effort (MOE) requirements for the federal fiscal year ending September 30, 2010, and will file a request for waiver of penalties in October 2010. If the waiver request is denied, a significant penalty may be assessed.

Reserve Funds – The Department has approximately \$3.0 million in reserve funds that it has been using to maintain services during the economic downturn. These funds are accumulated from the Federal Stimulus Program and from reimbursements received from the Social Security Administration when clients are placed in employment and begin earning at or above a certain wage.

Notice of Appropriation Transfer – On December 23, 2009, Legislative Services Agency (LSA) received notice that \$38,000 was being transferred from the Department to the General Fund to implement the Governor’s recommendation to backfill funds reduced due to the 10.0% across-the-board reduction implemented on October 9, 2009.

College Student Aid Commission

The College Student Aid Commission, under the direction of a 12-member commission, administers a variety of State and federal programs to connect students with resources and services to finance a college education. The Commission offers need-based scholarships, grants, work study, and loans and serves as Iowa’s student loan guarantee agency. It provides school and lender services, borrower and collections services, communications services to assist students and families in planning and paying for college, and data collection and management.

The Governor is recommending FY 2011 General Fund appropriations totaling \$61.7 million, an increase of \$4.4 million compared to estimated FY 2010.

General Fund Recommendations

	<u>Estimated</u> <u>FY 2010</u>	<u>Gov Rec</u> <u>FY 2011</u>	<u>Gov Rec vs</u> <u>Est FY 2010</u>
College Aid Commission			
College Aid Commission	\$ 314,443	\$ 314,443	\$ 0
Iowa Grants	981,743	883,569	-98,174
DSM University-Osteopathic Loans	91,668	82,501	-9,167
DSM University-Physician Recruit.	281,539	281,539	0
National Guard Benefits Program	3,075,783	3,316,903	241,120
Teacher Shortage Forgivable Loan	394,454	438,282	43,828
All Iowa Opportunity Foster Care Grant Program	618,759	618,759	0
All Iowa Opportunity Scholarships	2,252,283	2,502,537	250,254
Nurse & Nurse Educator Loan Program	81,264	90,293	9,029
Barber & Cosmetology Tuition Grant Program	45,834	41,251	-4,583
College Work Study	0	0	0
Tuition Grant Program-Standing	42,491,762	45,802,158	3,310,396
Tuition Grant - For-Profit	4,489,705	4,857,527	367,822
Vocational Technical Tuition Grant	2,261,662	2,512,958	251,296
Washington DC Internships	0	0	0
Total College Aid Commission	<u>\$ 57,380,899</u>	<u>\$ 61,742,720</u>	<u>\$ 4,361,821</u>

Changes include:

- A decrease of \$98,000 for Iowa Grants for a general reduction of 10.0%.
- A decrease of \$9,000 for Des Moines University Osteopathic Loans for a general reduction of 10.0%.
- An increase of \$241,000 for the National Guard Benefits Program to partially backfill the FY 2010 across-the-board reduction.
- An increase of \$44,000 for the Teacher Shortage Forgivable Loan Program to backfill the FY 2010 across-the-board reduction.
- An increase of \$250,000 for the All Iowa Opportunity Scholarships to backfill the FY 2010 across-the-board reduction.
- An increase of \$9,000 for the Nurse and Nurse Educator Loan Program to backfill the FY 2010 across-the-board reduction.
- A decrease of \$5,000 for the Barber and Cosmetology Tuition Grant Program for a general reduction of 10.0%.
- An increase of \$3.3 million for the Tuition Grant Program to partially backfill the FY 2010 across-the-board reduction.
- An increase of \$368,000 for For-Profit Tuition Grants to partially backfill the FY 2010 across-the-board reduction.
- An increase of \$251,000 for the Vocational Technical Tuition Grant to backfill the FY 2010 across-the-board reduction.

Issues

Public Works Efficiency Report – The Governor’s Executive Order 20 includes many cost saving measures that will impact the College Student Aid Commission. An estimate of the amount of savings attributable to the Commission has not been reported.

Federal Funds – The Commission is short \$1.7 million in FFY 2010 to draw down federal funding through the Leveraging Educational Assistance Program (LEAP) and Supplemental Leveraging Educational Assistance Program (SLEAP). The Commission’s request for a waiver of the maintenance of effort requirements has been denied, and they are anticipating an order to repay \$742,000 in federal funds within the next few months. The Commission believes it will be able to repay the funds. Failure to repay the funds promptly may result in accrual of interest charges until repayment is made. The Commission anticipates being short \$4.1 million in FFY 2011, which could also result in a repayment of \$742,000.

Federal Family Education Loan Program (FFELP) – The Obama administration is proposing ending this program, and a bill in the U. S. House of Representatives would prohibit new FFELP loans after July 1, 2010. The College Student Aid Commission, as the designated student loan guaranty agency in Iowa, would lose approximately \$3.0 million in annual revenue from loan processing, issuance, and account maintenance fee payments on the existing guarantee portfolio.

Notice of Appropriation Transfer – On December 23, 2009, Legislative Services Agency (LSA) received notice that \$7,000 was being transferred from the Commission to the General Fund to implement the Governor’s recommendation to backfill funds reduced due to the 10.0% across-the-board reduction implemented on October 9, 2009.

Department of Education

The Department of Education oversees K-12 education in Iowa, as well as the community college system. In addition, the Department’s budget includes early childhood programming, the State Library and local library support, Iowa Public Television (IPTV), and Iowa Vocational Rehabilitation Services (IVRS). Direct aid to local schools is not part of the Subcommittee’s budget. For more information on school aid, see the Standing Appropriations section of this document.

The Governor is recommending FY 2011 General Fund appropriations totaling \$235.2 million. This is an increase of \$10.4 million compared to estimated FY 2010.

The Governor is recommending no other fund appropriations for FY 2011. This is a decrease of \$25.6 million compared to estimated FY 2010. The decrease represents the FY 2010 ARRA funding to community colleges.

General Fund Recommendations

	<u>Estimated FY 2010</u>	<u>Gov Rec FY 2011</u>	<u>Gov Rec vs Est FY 2010</u>
<u>Education, Dept. of</u>			
Education, Dept. of			
Administration	\$ 7,266,578	\$ 7,099,482	\$ -167,096
Vocational Education Administration	524,479	582,755	58,276
Vocational Education Secondary	2,427,229	2,696,921	269,692
Food Service	2,039,462	2,266,069	226,607

Education Appropriations Subcommittee

	Estimated FY 2010	Gov Rec FY 2011	Gov Rec vs Est FY 2010
Education, Dept. of, cont.			
State Library	1,573,650	1,573,650	0
State Library - Enrich Iowa	1,616,473	1,796,081	179,608
State Library - Library Service Areas	1,405,989	1,405,989	0
Early Child - Comm. Empowerment Gen. Aid	6,729,907	6,729,907	0
Early Child - Family Support & Parent Ed.	13,693,096	13,693,096	0
Early Child - Empower. Preschool Assistance	7,894,935	7,894,935	0
Early Child - Early Care, Health & Ed.	-54,595	0	54,595
Early Child - Spec. Ed. Services Birth to 3	1,398,874	1,565,970	167,096
Early Child - Voluntary Preschool	10,344,294	12,744,294	2,400,000
Adult Education Capacity	0	500,000	500,000
Nonpublic Textbook Services	563,071	625,634	62,563
Administrator Mentoring	203,160	203,160	0
Model Core Curriculum	1,781,586	1,979,540	197,954
Student Achievement/Teacher Quality	6,722,322	7,614,750	892,428
Community Colleges General Aid	142,810,651	148,754,232	5,943,581
Community College Salaries - Past Years	825,012	825,012	0
Comm College Interpreters for Deaf	180,000	0	-180,000
Jobs For America's Grads	540,000	540,000	0
Educational Expenses for American Indians	90,000	0	-90,000
K-12 Management Information System	207,000	0	-207,000
Senior Year Plus	-140,566	0	140,566
Private Instruction	0	0	0
Total Education, Dept. of	\$ 210,642,607	\$ 221,091,477	\$ 10,448,870
Vocational Rehabilitation			
Vocational Rehabilitation	\$ 4,639,957	\$ 4,639,957	\$ 0
Independent Living	45,967	45,967	0
Entrepreneurs with Disabilities Program	162,531	162,531	0
Farmers with Disabilities	97,200	0	-97,200
Independent Living Center Grant	45,000	45,000	0
Total Vocational Rehabilitation	\$ 4,990,655	\$ 4,893,455	\$ -97,200
Iowa Public Television			
Iowa Public Television	\$ 8,074,514	\$ 8,074,514	\$ 0
Regional Telecom. Councils	1,108,864	1,108,864	0
Total Iowa Public Television	\$ 9,183,378	\$ 9,183,378	\$ 0
Total Education, Dept. of	\$ 224,816,640	\$ 235,168,310	\$ 10,351,670

Changes include:

- A decrease of \$167,000 for Administration to be achieved by shifting this funding to the Special Education Services Birth to 3 appropriation.
- An increase of \$58,000 for Vocational Education Administration to backfill the FY 2010 across-the-board reduction.
- An increase of \$270,000 for Vocational Education Secondary to backfill the FY 2010 across-the-board reduction.
- An increase of \$227,000 for Food Service to backfill the FY 2010 across-the-board reduction.
- An increase of \$180,000 for the Enrich Iowa Libraries Program to backfill the FY 2010 across-the-board reduction. The Governor is recommending an FY 2010 supplemental appropriation of \$180,000. The FY 2011 recommendation is no change compared to estimated FY 2010 when the supplemental appropriation is included.

- No change in funding for Empowerment Preschool Assistance. The Governor is recommending an FY 2010 supplemental appropriation of \$877,000 to backfill the FY 2010 across-the-board reduction. The FY 2011 recommendation is a decrease of \$877,000 compared to estimated FY 2010 when the supplemental appropriation is included.
- An increase of \$167,000 for Special Education Services Birth to 3. This is funding shifted from the Administration appropriation.
- An increase of \$2.4 million for Voluntary Preschool. The Governor is recommending an FY 2010 supplemental appropriation of \$1.2 million to backfill the FY 2010 across-the-board reduction. The FY 2011 recommendation is an increase of \$1.2 million compared to estimated FY 2010 when the supplemental appropriation is included.
- A new appropriation for Adult Education Capacity to help dislocated workers acquire the General Equivalency Diploma (GED) through enhanced instructional support, an online curriculum, and increasing access to instruction and assessment in high need regions.
- An increase of \$63,000 for Nonpublic Textbook Services to backfill the FY 2010 across-the-board reduction. The Governor is recommending an FY 2010 supplemental appropriation of \$63,000. The FY 2011 recommendation is no change compared to estimated FY 2010 when the supplemental appropriation is included.
- An increase of \$198,000 for Model Core Curriculum to backfill the FY 2010 across-the-board reduction. The Governor is recommending an FY 2010 supplemental appropriation of \$198,000. The FY 2011 recommendation is no change compared to estimated FY 2010 when the supplemental appropriation is included.
- An increase of \$892,000 for Student Achievement and Teacher Quality to backfill the FY 2010 across-the-board reduction. The Governor is recommending an FY 2010 supplemental appropriation of \$892,000. The FY 2011 recommendation is no change compared to estimated FY 2010 when the supplemental appropriation is included. This appropriation does not fund teacher salaries. It includes funding for National Board Certification awards, Beginning Teacher Mentoring and Induction, Career Development and Evaluator Training, Teacher Development Academies, and expenses for the Teacher of the Year.
- An increase of \$5.9 million for Community College General Aid to meet federal maintenance of effort requirements. The Governor is recommending an FY 2010 supplemental appropriation of \$5.9 million. The FY 2011 recommendation is no change compared to estimated FY 2010 when the supplemental appropriation is included. The community colleges received \$25.6 million in ARRA funds in FY 2010. The Governor is recommending no additional stimulus funding for FY 2011.
- No change in funding for Community College Salaries. This is an effective increase of \$825,000 for FY 2011 because the FY 2010 appropriation of the same amount has become part of the base for General Aid.
- A decrease of \$180,000 to eliminate funding for Community College Interpreters for the Deaf.
- A decrease of \$90,000 to eliminate funding for Educational Expenses for American Indians. Prior to FY 2010, this funding was included in the Educational Excellence Program standing appropriation.
- A decrease of \$207,000 to eliminate funding for K-12 Management Information System. The Governor is recommending an FY 2010 supplemental appropriation of \$63,000. The FY 2011 recommendation is a decrease of \$230,000 compared to estimated FY 2010 when the supplemental

Education Appropriations Subcommittee

appropriation is included. Prior to FY 2010, this funding was included in the Educational Excellence Program standing appropriation.

- A decrease of \$97,000 to eliminate funding for Farmers with Disabilities.
- The Governor is recommending FY 2010 supplemental appropriations for two budget units that were not funded in FY 2010 but had FY 2009 carryforward balances. The carryforward balances were affected by the across-the-board reduction in FY 2010, and the supplemental appropriations would backfill those reductions. The two affected budget units are:
 - Empowerment Early Care, Health and Education - \$55,000
 - Senior Year Plus - \$141,000. The FY 2009 carryforward balance was used by the Governor in an appropriation transfer to backfill the FY 2010 across-the-board reduction in several other Department of Education budget units that match federal funds. See below for details.

Other Fund Recommendations

	<u>Estimated FY 2010</u>	<u>Gov Rec FY 2011</u>	<u>Gov Rec vs Est FY 2010</u>
Education, Dept. of			
Community Colleges - ARRA	\$ 25,600,000	\$ 0	\$ -25,600,000
Total Education, Dept. of	<u>\$ 25,600,000</u>	<u>\$ 0</u>	<u>\$ -25,600,000</u>

The Governor is not recommending replacement of the FY 2010 ARRA funding for community colleges. This results in a decrease in funding of \$25.6 million.

Issues

Federal ARRA Funds – In FY 2010, the \$25.6 million federal stimulus appropriation was used by the community colleges for ongoing operational expenses. No further stimulus funding is available in FY 2011, and the Governor’s budget provides a General Fund increase of only \$5.9 million to offset the reduction. The Education Appropriations Subcommittee may want to explore this issue to learn how the community colleges would adapt to a net reduction of \$19.7 million in funding for ongoing operations.

Public Works Efficiency Report – The Governor’s Executive Order 20 includes many cost saving measures that will impact the Department of the Education. An estimate of the amount of savings attributable to the Department has not been reported.

FY 2010 Supplemental Recommendations – The Governor’s recommendations include FY 2010 supplemental appropriations to the following:

- Enrich Iowa Libraries - \$180,000
- Empowerment Preschool Assistance - \$877,000
- Empowerment Early Care, Health, and Education - \$55,000
- Voluntary Preschool - \$1.2 million
- Nonpublic Textbook Services - \$63,000
- Model Core Curriculum - \$198,000
- Student Achievement and Teacher Quality - \$892,000

- Community College General Aid - \$5.9 million
- K-12 Management Information System - \$23,000
- Senior Year Plus - \$141,000

Details regarding these supplemental appropriations and their impact on the Governor's FY 2011 recommendations are provided earlier in this section, in the analysis of the FY 2011 General Fund recommendations.

FY 2010 Appropriation Transfers – The Governor approved a transfer of \$727,000 from FY 2009 carryforward in the Senior Year Plus appropriation to backfill the FY 2010 appropriations for Vocational Education Administration, Vocational Education Secondary, School Food Service, and Special Education Services Birth to 3 to their original levels to avoid federal maintenance of effort issues.

The Governor also approved a statewide transfer to backfill critical needs appropriations in the Department of Corrections and elsewhere. This transfer included reductions to the following Department of Education budget units:

- Administration - \$1,000
- Vocational Education Administration - \$13,000
- Student Achievement and Teacher Quality - \$37,000
- Voluntary Preschool - \$7,000
- State Library - \$40,000
- Vocational Rehabilitation - \$37,000
- Independent Living - \$2,000
- Entrepreneurs with Disabilities Program - \$200
- Iowa Public Television - \$103,000

FY 2010 Transfers of Funds Enacted in SF 470 – Senate File 470 (FY 2010 Education Appropriations Act) required the following transfers of funds from FY 2009 ending balances:

- \$454,000 from the Board of Educational Examiners to the Student Achievement and Teacher Quality Program for Beginning Teacher Mentoring and Induction.
- \$246,000 from the Institute for Tomorrow's Workforce allocation to the Beginning Teacher Mentoring and Induction allocation; both allocations are part of the Student Achievement and Teacher Quality appropriation.

Because these are transfers and not appropriations, these amounts are not reflected in FY 2010 appropriations tracking.

Federal Funding for Iowa Vocational Rehabilitation Services (IVRS) and Impact of FY 2010 ATB Reduction – For current FFY 2010, the IVRS is estimating a shortage of \$1.3 million in State and local match to draw down federal funds. This will mean that \$4.7 million in available federal funds will not be earned. For FFY 2011, the Division anticipates a match deficit of \$1.5 million and \$5.6 million in unearned federal funds. The Division's current caseload is 14,850, and they are estimating a caseload reduction of 4,400 by FFY 2011 due to reductions in State, local, and federal funding. The Division reinstated a waiting list in FY 2010 for those with the least need and anticipates placing significantly disabled referrals on the waiting list at a later date.

Proposed Community Empowerment Reorganization – During the summer of 2009, the Department of Management conducted a Lean Design event to involve a variety of stakeholders in the process of redesigning Community Empowerment. The event resulted in a series of recommendations that were forwarded to the Governor and to the State Government Reorganization Commission. The recommendations included:

- Create a new State structure for coordination and leadership of all early childhood services in Iowa, including, but not limited to, Community Empowerment.
- Redefine local Empowerment areas to reduce the number of areas and maximize expertise, efficiency, accountability, and quality of service at both the local and State levels.
- Create a recognition program for local boards to identify those emerging boards that may need additional support, those that are in a capacity-building stage of development, and those that have achieved excellence and can serve as models for other boards. Incentives for boards to pursue the highest level of recognition would include the opportunity for more flexibility in spending program funding.
- Develop and implement a marketing plan to increase awareness of Community Empowerment among targeted audiences.

Division XXII of SF 2088 (State Government Reorganization Bill) implements these recommendations. The LSA has published an *Issue Review* entitled "[Community Empowerment](#)" that provides a history of the program and highlights the Lean recommendations.

Board of Regents

The Board of Regents is a nine-member board that oversees the University of Iowa, Iowa State University, University of Northern Iowa, Iowa School for the Deaf, and the Iowa Braille and Sight Saving School. The Board establishes policy for the institutions; hires the university presidents and special school superintendents; approves budgets, tuition and fees, bonding, investment policies, and other business and finance matters; reviews and approves academic programs; and serves as the trustees for the University of Iowa Hospitals and Clinics.

The Governor is recommending FY 2011 General Fund appropriations totaling \$562.0 million. This is an increase of \$30.4 million compared to estimated FY 2010. The Governor is not recommending other fund appropriations for general operations or special purposes for FY 2011. This is a decrease of \$80.3 million compared to estimated FY 2010. The decrease represents the FY 2010 ARRA funding to the universities.

The Governor is recommending continued funding of \$24.3 million for tuition replacement from the Rebuild Iowa Infrastructure Fund (RIIF), the same level as FY 2010. The Governor is also recommending total funding of \$74.3 million for the University of Iowa Hospitals and Clinic from IowaCares funds, the same level as FY 2010. These other fund appropriations are under the purview of the Transportation, Infrastructure, and Capitals Appropriations Subcommittee and the Human Services Appropriations Subcommittee, respectively.

General Fund Recommendations

	Estimated FY 2010	Gov Rec FY 2011	Gov Rec vs Est FY 2010
Regents, Board of			
Regent Board Office	\$ 1,105,123	\$ 1,105,123	\$ 0
Southwest Iowa Resource Ctr	90,766	90,766	0
Tri State Graduate	69,110	69,110	0
Quad Cities Grad Ctr	134,665	134,665	0
Midwestern Higher Ed Consortium	0	0	0
IPR - Iowa Public Radio	406,318	406,318	0
University of Iowa - General	211,934,782	226,306,403	14,371,621
SUI - Center for Disabilities & Development	0	0	0
SUI - Oakdale Campus	2,268,925	2,268,925	0
SUI - Hygienic Laboratory	3,669,943	3,669,943	0
SUI - Family Practice Program	1,855,628	1,855,628	0
SUI - Specialized Children Health Services (SCHS)	684,297	684,297	0
SUI - Iowa Cancer Registry	154,666	154,666	0
SUI - Substance Abuse Consortium	57,621	57,621	0
SUI - Biocatalysis	750,990	750,990	0
SUI - Primary Health Care	673,375	673,375	0
SUI - Iowa Birth Defects Registry	39,730	39,730	0
SUI - Iowa Nonprofit Resource Center	168,662	168,662	0
SUI Ag Health & Safety	0	0	0
Iowa State: Gen. University	166,488,825	177,328,346	10,839,521
ISU - Agricultural Experiment Station	29,170,840	29,170,840	0
ISU - Cooperative Extension	18,612,391	18,612,391	0
ISU - Leopold Center	412,388	412,388	0
ISU - Livestock Disease Research	179,356	179,356	0
ISU - George Washington Carver Endowed Chair	0	0	0
UNI - University of Northern Iowa	75,410,898	80,638,563	5,227,665
UNI - Recycling and Reuse Center	181,858	181,858	0
UNI - Math and Science Collaborative	3,250,549	3,250,549	0
UNI - Real Estate Education Program	130,022	130,022	0
ISD - Iowa School for the Deaf	8,679,964	8,679,964	0
IBS - Iowa Braille and Sight Saving School	4,917,362	4,917,362	0
ISD/IBS - Tuition and Transportation	12,206	12,206	0
UNI - Research Dev. School Infrastructure Study	31,500	0	-31,500
ISD/IBS - Licensed Classroom Teachers	85,140	85,140	0
Total Regents, Board of	\$ 531,627,900	\$ 562,035,207	\$ 30,407,307

Changes include:

- An increase of \$30.4 million for the General University appropriations at the three universities. This is no change compared to estimated FY 2010 when the Governor's recommended supplemental appropriation is included. The funding is distributed as follows:
 - University of Iowa - \$14.4 million
 - Iowa State University - \$10.8 million
 - University of Northern Iowa - \$5.2 million
- A decrease of \$31,500 to eliminate funding for Research Development School Infrastructure at the University of Northern Iowa.

Other Fund Recommendations

	<u>Estimated FY 2010</u>	<u>Gov Rec FY 2011</u>	<u>Gov Rec vs Est FY 2010</u>
<u>Regents, Board of</u>			
BOR - ARRA	\$ 80,280,000	\$ 0	\$ -80,280,000
Total Regents, Board of	<u>\$ 80,280,000</u>	<u>\$ 0</u>	<u>\$ -80,280,000</u>

The Governor is not recommending replacement of the FY 2010 ARRA funding for the Regents universities. This results in a decrease in funding of \$80.3 million.

Issues

Federal ARRA Funds – In FY 2010, the \$80.3 million federal stimulus appropriation was used by the Regents universities for ongoing operational expenses. No further stimulus funding is available in FY 2011, and the Governor’s budget provides a General Fund increase of only \$30.4 million to offset the reduction. The Education Appropriations Subcommittee may want to explore this issue to learn how the Board of Regents would adapt to a net reduction of \$49.9 million in funding for ongoing operations.

Public Works Efficiency Report – The Board and State universities will participate in the reorganization of government services included in SF 2088 (Government Reorganization and Efficiency Bill). Public Works estimated that there would be a cost savings resulting from purchasing consolidation, sale of under-utilized and surplus assets, energy efficiency efforts, and the elimination of health benefits for employees working less than 20 hours per week. The Regents have not confirmed all of the potential savings identified by Public Works. Further cost savings are likely from implementation of other Public Works recommendations, but the amount of those savings cannot be estimated because of insufficient information. The Governor includes \$25.0 million of “participation savings” from the Regents in the FY 2011 budget.

FY 2010 Supplemental Recommendations – The Governor’s recommendations include FY 2010 supplemental appropriations to the three universities totaling \$30.4 million. The recommendations maintain that funding in FY 2011.

Tuition and Student Debt – Increasing tuition rates coupled with high student debt load is an ongoing issue for the Regents universities. The elimination of federal stimulus funding in FY 2011 will exacerbate the issue. The Subcommittee may want to explore this issue to learn what plans the Board of Regents has to address it.

Federal Grants – Applications by the universities for federal grants are increasing. The Subcommittee may want to explore this issue to determine how effective those applications have been and how it will impact the universities.

Notice of Appropriation Transfer – On December 23, 2009, Legislative Services Agency (LSA) received notice that \$1.5 million was being transferred from the Board of Regents to the General Fund to implement the Governor’s recommendation to backfill funds reduced due to the 10.0% across-the-board reduction implemented on October 9, 2009.

INTERIM COMMITTEES, MEETINGS, AND PUBLICATIONS

LSA Publications

The following publications have been published by the LSA that relate to the Education Appropriations Subcommittee:

- *Fiscal Topic:* [Iowa Mathematics and Science Education Partnership](#)
- *Fiscal Topic:* [Community College Revenue](#)
- *Issue Review:* [Community Empowerment](#)
- *Fiscal Topic:* [Iowa College Student Aid Commission](#)
- *Issue Review:* [Regents Employees FY 2001 – FY 2010](#)
- *Fiscal Topic:* [Regents Universities Total Revenues and Expenditures](#)
- *Fiscal Topic:* [School Aid Formula – Additional Levy Components](#)
- *Issue Review:* [School Aid Funding for FY 2010 and FY 2011](#)

Staff Contacts: Dwayne Ferguson (515-281-6561) dwayne.ferguson@legis.state.ia.us
Robin Madison (515-281-5270) robin.madison@legis.state.ia.us

Appendix A

General Fund Tracking

Education General Fund

	Actual FY 2009 (1)	Estimated FY 2010 (2)	Gov Rec Supp FY 2010 (3)	Gov Rec Net FY 2010 (4)	Gov Rec FY 2011 (5)	Gov Rec FY 11 vs Gov Rec Net FY 10 (6)	Percent Change (7)
Blind, Dept. of the							
Blind, Dept. for the Department for the Blind	\$ 2,463,314	\$ 2,032,265	\$ 0	\$ 2,032,265	\$ 2,032,265	\$ 0	0.0%
Total Blind, Dept. of the	\$ 2,463,314	\$ 2,032,265	\$ 0	\$ 2,032,265	\$ 2,032,265	\$ 0	0.0%
College Aid Commission							
College Student Aid Comm.							
College Aid Commission	\$ 381,137	\$ 314,443	\$ 0	\$ 314,443	\$ 314,443	\$ 0	0.0%
Iowa Grants	1,070,976	981,743	0	981,743	883,569	-98,174	-10.0%
DSM University-Osteopathic Loans	100,000	91,668	0	91,668	82,501	-9,167	-10.0%
DSM University-Physician Recruit.	341,254	281,539	0	281,539	281,539	0	0.0%
National Guard Benefits Program	3,742,629	3,075,783	0	3,075,783	3,316,903	241,120	7.8%
Teacher Shortage Forgivable Loan	478,119	394,454	0	394,454	438,282	43,828	11.1%
All Iowa Opportunity Foster Care Grant Program	0	618,759	0	618,759	618,759	0	0.0%
All Iowa Opportunity Scholarships	3,940,000	2,252,283	0	2,252,283	2,502,537	250,254	11.1%
Nurse & Nurse Educator Loan Program	98,500	81,264	0	81,264	90,293	9,029	11.1%
Barber & Cosmetology Tuition Grant Program	50,000	45,834	0	45,834	41,251	-4,583	-10.0%
College Work Study	980,075	0	0	0	0	0	0.0%
Tuition Grant Program-Standing	49,322,612	42,491,762	0	42,491,762	45,802,158	3,310,396	7.8%
Tuition Grant - For-Profit	5,441,985	4,489,705	0	4,489,705	4,857,527	367,822	8.2%
Vocational Technical Tuition Grant	2,741,368	2,261,662	0	2,261,662	2,512,958	251,296	11.1%
Washington DC Internships	100,000	0	0	0	0	0	0.0%
Total College Aid Commission	\$ 68,788,655	\$ 57,380,899	\$ 0	\$ 57,380,899	\$ 61,742,720	\$ 4,361,821	7.6%

Education General Fund

	Actual FY 2009 (1)	Estimated FY 2010 (2)	Gov Rec Supp FY 2010 (3)	Gov Rec Net FY 2010 (4)	Gov Rec FY 2011 (5)	Gov Rec FY 11 vs Gov Rec Net FY 10 (6)	Percent Change (7)
Education, Dept. of							
Education, Dept. of							
Administration	\$ 8,625,560	\$ 7,266,578	\$ 0	\$ 7,266,578	\$ 7,099,482	\$ -167,096	-2.3%
Vocational Education Administration	625,091	524,479	0	524,479	582,755	58,276	11.1%
Vocational Education Secondary	2,892,850	2,427,229	0	2,427,229	2,696,921	269,692	11.1%
Food Service	2,472,038	2,039,462	0	2,039,462	2,266,069	226,607	11.1%
State Library	1,907,426	1,573,650	0	1,573,650	1,573,650	0	0.0%
State Library - Enrich Iowa	1,796,081	1,616,473	179,608	1,796,081	1,796,081	0	0.0%
State Library - Library Service Areas	1,562,210	1,405,989	0	1,405,989	1,405,989	0	0.0%
Early Child - Comm. Empowerment Gen. Aid	21,967,476	6,729,907	0	6,729,907	6,729,907	0	0.0%
Early Child - Family Support & Parent Ed.	4,925,000	13,693,096	0	13,693,096	13,693,096	0	0.0%
Early Child - Empower. Preschool Assistance	0	7,894,935	877,215	8,772,150	7,894,935	-877,215	-10.0%
Early Child - Early Care, Health & Ed.	9,850,000	-54,595	54,595	0	0	0	0.0%
Early Child - Spec. Ed. Services Birth to 3	1,695,579	1,398,874	0	1,398,874	1,565,970	167,096	11.9%
Early Child - Voluntary Preschool	14,769,449	10,344,294	1,194,569	11,538,863	12,744,294	1,205,431	10.4%
Adult Education Capacity	0	0	0	0	500,000	500,000	0.0%
Nonpublic Textbook Services	682,500	563,071	62,563	625,634	625,634	0	0.0%
Administrator Mentoring	246,250	203,160	0	203,160	203,160	0	0.0%
Model Core Curriculum	2,159,466	1,781,586	197,954	1,979,540	1,979,540	0	0.0%
Student Achievement/Teacher Quality	245,752,706	6,722,322	892,428	7,614,750	7,614,750	0	0.0%
Community Colleges General Aid	180,316,478	142,810,651	5,943,581	148,754,232	148,754,232	0	0.0%
Community College Salaries - Past Years	1,477,500	825,012	0	825,012	825,012	0	0.0%
Comm College Interpreters for Deaf	197,000	180,000	0	180,000	0	-180,000	-100.0%
Jobs For America's Grads	591,000	540,000	0	540,000	540,000	0	0.0%
Educational Expenses for American Indians	0	90,000	0	90,000	0	-90,000	-100.0%
K-12 Management Information System	0	207,000	23,000	230,000	0	-230,000	-100.0%
Senior Year Plus	1,871,500	-140,566	140,566	0	0	0	0.0%
Private Instruction	146,000	0	0	0	0	0	0.0%
Total Education, Dept. of	\$ 506,529,160	\$ 210,642,607	\$ 9,566,079	\$ 220,208,686	\$ 221,091,477	\$ 882,791	0.4%
Vocational Rehabilitation							
Vocational Rehabilitation	\$ 5,624,107	\$ 4,639,957	\$ 0	\$ 4,639,957	\$ 4,639,957	\$ 0	0.0%
Independent Living	55,717	45,967	0	45,967	45,967	0	0.0%
Entrepreneurs with Disabilities Program	197,000	162,531	0	162,531	162,531	0	0.0%
Farmers with Disabilities	0	97,200	0	97,200	0	-97,200	-100.0%
Independent Living Center Grant	246,250	45,000	0	45,000	45,000	0	0.0%
Total Vocational Rehabilitation	\$ 6,123,074	\$ 4,990,655	\$ 0	\$ 4,990,655	\$ 4,893,455	\$ -97,200	-1.9%

Education General Fund

	Actual FY 2009 <u>(1)</u>	Estimated FY 2010 <u>(2)</u>	Gov Rec Supp FY 2010 <u>(3)</u>	Gov Rec Net FY 2010 <u>(4)</u>	Gov Rec FY 2011 <u>(5)</u>	Gov Rec FY 11 vs Gov Rec Net FY 10 <u>(6)</u>	Percent Change <u>(7)</u>
Iowa Public Television							
Iowa Public Television	\$ 8,738,387	\$ 8,074,514	\$ 0	\$ 8,074,514	\$ 8,074,514	\$ 0	0.0%
Regional Telecom. Councils	1,344,057	1,108,864	0	1,108,864	1,108,864	0	0.0%
Total Iowa Public Television	<u>\$ 10,082,444</u>	<u>\$ 9,183,378</u>	<u>\$ 0</u>	<u>\$ 9,183,378</u>	<u>\$ 9,183,378</u>	<u>\$ 0</u>	<u>0.0%</u>
Total Education, Dept. of	<u>\$ 522,734,678</u>	<u>\$ 224,816,640</u>	<u>\$ 9,566,079</u>	<u>\$ 234,382,719</u>	<u>\$ 235,168,310</u>	<u>\$ 785,591</u>	<u>0.3%</u>

Education General Fund

	Actual FY 2009 (1)	Estimated FY 2010 (2)	Gov Rec Supp FY 2010 (3)	Gov Rec Net FY 2010 (4)	Gov Rec FY 2011 (5)	Gov Rec FY 11 vs Gov Rec Net FY 10 (6)	Percent Change (7)
Regents, Board of							
Regents, Board of							
Regent Board Office	\$ 1,324,523	\$ 1,105,123	\$ 0	\$ 1,105,123	\$ 1,105,123	\$ 0	0.0%
Southwest Iowa Resource Ctr	110,018	90,766	0	90,766	90,766	0	0.0%
Tri State Graduate	83,769	69,110	0	69,110	69,110	0	0.0%
Quad Cities Grad Ctr	163,228	134,665	0	134,665	134,665	0	0.0%
Midwestern Higher Ed Consortium	90,000	0	0	0	0	0	0.0%
IPR - Iowa Public Radio	492,500	406,318	0	406,318	406,318	0	0.0%
University of Iowa - General	269,527,169	211,934,782	14,371,621	226,306,403	226,306,403	0	0.0%
SUI - Center for Disabilities & Development	6,839,740	0	0	0	0	0	0.0%
SUI - Oakdale Campus	2,721,464	2,268,925	0	2,268,925	2,268,925	0	0.0%
SUI - Hygienic Laboratory	4,401,916	3,669,943	0	3,669,943	3,669,943	0	0.0%
SUI - Family Practice Program	2,225,735	1,855,628	0	1,855,628	1,855,628	0	0.0%
SUI - Specialized Children Health Services (SCHS)	820,780	684,297	0	684,297	684,297	0	0.0%
SUI - Iowa Cancer Registry	185,514	154,666	0	154,666	154,666	0	0.0%
SUI - Substance Abuse Consortium	69,113	57,621	0	57,621	57,621	0	0.0%
SUI - Biocatalysis	900,775	750,990	0	750,990	750,990	0	0.0%
SUI - Primary Health Care	807,680	673,375	0	673,375	673,375	0	0.0%
SUI - Iowa Birth Defects Registry	47,656	39,730	0	39,730	39,730	0	0.0%
SUI - Iowa Nonprofit Resource Center	202,301	168,662	0	168,662	168,662	0	0.0%
SUI Ag Health & Safety	126,713	0	0	0	0	0	0.0%
Iowa State: Gen. University	212,192,481	166,488,825	10,839,521	177,328,346	177,328,346	0	0.0%
ISU - Agricultural Experiment Station	34,989,170	29,170,840	0	29,170,840	29,170,840	0	0.0%
ISU - Cooperative Extension	22,324,765	18,612,391	0	18,612,391	18,612,391	0	0.0%
ISU - Leopold Center	494,642	412,388	0	412,388	412,388	0	0.0%
ISU - Livestock Disease Research	215,129	179,356	0	179,356	179,356	0	0.0%
ISU - George Washington Carver Endowed Chair	243,681	0	0	0	0	0	0.0%
UNI - University of Northern Iowa	95,792,085	75,410,898	5,227,665	80,638,563	80,638,563	0	0.0%
UNI - Recycling and Reuse Center	220,430	181,858	0	181,858	181,858	0	0.0%
UNI - Math and Science Collaborative	3,940,000	3,250,549	0	3,250,549	3,250,549	0	0.0%
UNI - Real Estate Education Program	157,600	130,022	0	130,022	130,022	0	0.0%
ISD - Iowa School for the Deaf	9,974,495	8,679,964	0	8,679,964	8,679,964	0	0.0%
IBS - Iowa Braille and Sight Saving School	5,640,062	4,917,362	0	4,917,362	4,917,362	0	0.0%
ISD/IBS - Tuition and Transportation	14,795	12,206	0	12,206	12,206	0	0.0%
UNI - Research Development School Infrastructure Study	0	31,500	0	31,500	0	-31,500	-100.0%
ISD/IBS - Licensed Classroom Teachers	0	85,140	0	85,140	85,140	0	0.0%
Total Regents, Board of	\$ 677,339,929	\$ 531,627,900	\$ 30,438,807	\$ 562,066,707	\$ 562,035,207	\$ -31,500	0.0%
Total Education	\$ 1,271,326,576	\$ 815,857,704	\$ 40,004,886	\$ 855,862,590	\$ 860,978,502	\$ 5,115,912	0.6%

Appendix B

Other Funds Tracking

Education Other Funds

	Actual FY 2009 <u>(1)</u>	Estimated FY 2010 <u>(2)</u>	Gov Rec FY 2011 <u>(3)</u>	Gov Rec vs Est FY 2010 <u>(4)</u>	Percent Change <u>(5)</u>
<u>Education, Dept. of</u>					
Education, Dept. of					
Community Colleges - ARRA	\$ 0	\$ 25,600,000	\$ 0	\$ -25,600,000	-100.0%
Before/After School Grants-HITT	505,000	0	0	0	0.0%
Community Empowerment-HITT	2,153,250	0	0	0	0.0%
Total Education, Dept. of	\$ 2,658,250	\$ 25,600,000	\$ 0	\$ -25,600,000	-100.0%
<u>Regents, Board of</u>					
Regents, Board of					
BOR - ARRA	\$ 0	\$ 80,280,000	\$ 0	\$ -80,280,000	-100.0%
Total Regents, Board of	\$ 0	\$ 80,280,000	\$ 0	\$ -80,280,000	-100.0%
Total Education	\$ 2,658,250	\$ 105,880,000	\$ 0	\$ -105,880,000	-100.0%

Appendix C

FTE Positions Tracking

Education

FTE

	Actual FY 2009	Final Action FY 2010	Estimated FY 2010	Est FY 2010 vs Final Action	Gov Rec FY 2011	Gov Rec vs Final Action FY 10
	(1)	(2)	(3)	(4)	(5)	(6)
Blind, Dept. of the						
Department for the Blind	88.99	90.00	97.00	7.00	94.00	4.00
Total Blind, Dept. of the	88.99	90.00	97.00	7.00	94.00	4.00
College Aid Commission						
College Aid Commission	4.06	4.30	4.30	0.00	4.30	0.00
Public/Private Partnership	1.00	1.00	1.00	0.00	1.00	0.00
Stafford Loan Program	49.25	44.70	56.70	12.00	56.70	12.00
Total College Aid Commission	54.31	50.00	62.00	12.00	62.00	12.00
Education, Dept. of						
Administration	77.56	91.37	83.92	-7.45	83.67	-7.70
Vocational Education Administration	11.04	13.50	13.50	0.00	13.50	0.00
State Library	18.93	19.00	19.00	0.00	19.00	0.00
Food Service	16.81	17.43	18.68	1.25	18.13	0.70
Early Child - Voluntary Preschool	2.49	3.00	3.25	0.25	3.25	0.25
Student Achievement/Teacher Quality	4.02	4.70	4.00	-0.70	4.00	-0.70
Board of Educational Examiners	16.14	14.00	18.00	4.00	18.00	4.00
AIDS Education	1.20	1.25	1.25	0.00	1.25	0.00
Adult Education	3.52	4.25	4.35	0.10	4.35	0.10
Advanced Placement Incentive	0.00	0.25	0.00	-0.25	0.00	-0.25
Community Learning Centers	1.79	1.20	2.20	1.00	2.20	1.00
Dept. of Ed. Nonfederal Grants	4.81	3.27	7.12	3.85	7.01	3.74
Drinking Drivers Course	2.72	4.05	2.75	-1.30	2.75	-1.30
Drug Free Schools/communities	0.99	0.75	1.00	0.25	1.00	0.25
Education Of Handicapped Act	50.56	54.95	59.70	4.75	60.70	5.75
English Language Acquisition	1.82	2.00	2.00	0.00	2.00	0.00
ESEA Title 1	8.58	8.95	8.95	0.00	8.95	0.00
ESEA Title 2	1.29	0.45	0.64	0.19	0.64	0.19
ESEA Title 6	0.00	1.00	0.00	-1.00	0.00	-1.00
Even Start	0.13	0.10	0.08	-0.02	0.08	-0.02
Gifted & Talented Students in Alternative Schools	0.19	0.25	0.00	-0.25	0.00	-0.25
Headstart Collaborative Grant	0.87	0.90	0.92	0.02	0.92	0.02
High School Equivalency	0.01	0.25	0.20	-0.05	0.20	-0.05
Homeless Child And Adults	0.50	1.05	0.50	-0.55	0.50	-0.55
IDEA Gen. Supervision Enhance	1.15	0.00	1.00	1.00	1.00	1.00
Improving Teacher Quality Grants	6.60	8.05	9.81	1.76	10.18	2.13
Library Services & Technology Act	9.12	11.00	10.00	-1.00	10.00	-1.00
Miscellaneous Federal Grants	4.71	4.40	5.00	0.60	2.88	-1.52
Natl Center for Ed. Stats - NAEP Assessments	1.00	1.00	1.00	0.00	1.00	0.00
Reading First State Grants	2.40	2.90	3.11	0.21	3.11	0.21
School Bus Driver Permit	3.59	3.00	4.00	1.00	4.00	1.00
School Infrastructure	0.91	1.50	1.00	-0.50	1.00	-0.50
State Assessment	6.36	8.05	11.61	3.56	11.61	3.56
Technology Literacy Challenge	0.62	1.25	0.25	-1.00	0.25	-1.00
Veterans Education	3.01	3.00	3.00	0.00	3.00	0.00
Vocational Education Act	7.12	6.98	7.48	0.50	7.59	0.61
Total Education, Dept. of	272.57	299.05	309.27	10.22	307.72	8.67

Education

FTE

	Actual FY 2009	Final Action FY 2010	Estimated FY 2010	Est FY 2010 vs Final Action	Gov Rec FY 2011	Gov Rec vs Final Action FY 10
	(1)	(2)	(3)	(4)	(5)	(6)
Vocational Rehabilitation						
Vocational Rehabilitation	250.66	281.50	285.50	4.00	285.50	4.00
Independent Living	1.61	1.00	1.00	0.00	1.00	0.00
Vocational Rehabilitation DDS	127.80	143.95	151.70	7.75	151.70	7.75
Entrepreneurs with Disabilities Program	1.87	0.00	0.00	0.00	0.00	0.00
Total Vocational Rehabilitation	381.95	426.45	438.20	11.75	438.20	11.75
Iowa Public Television						
Iowa Public Television	66.32	82.00	74.00	-8.00	82.00	0.00
Contributions Holding Account	1.25	1.50	1.50	0.00	1.50	0.00
CPB/CSG FY 90/91	22.11	19.49	4.49	-15.00	21.04	1.55
CPB/CSG FY 91/93	4.37	3.45	15.29	11.84	3.72	0.27
Education Telecommunications	3.17	2.35	2.75	0.40	2.75	0.40
Friends Funded Programming	9.68	12.75	4.27	-8.48	4.27	-8.48
IPTV Educational & Contractual	6.35	5.00	5.00	0.00	5.00	0.00
IPTV Marketing & Distribution	0.00	0.10	0.00	-0.10	0.00	-0.10
Natl. Telecomm. Info. Admin. Equipment Grants	0.57	1.00	0.50	-0.50	0.50	-0.50
Total Iowa Public Television	113.83	127.64	107.80	-19.84	120.78	-6.86
Total Education, Dept. of	768.35	853.14	855.27	2.13	866.70	13.56

Education

FTE

	Actual FY 2009	Final Action FY 2010	Estimated FY 2010	Est FY 2010 vs Final Action	Gov Rec FY 2011	Gov Rec vs Final Action FY 10
	(1)	(2)	(3)	(4)	(5)	(6)
Regents, Board of						
Regents, Board of						
Regent Board Office	0.00	16.00	16.00	0.00	16.00	0.00
University of Iowa - General	5,403.68	5,058.55	5,058.55	0.00	5,058.55	0.00
SUI - Center for Disabilities & Development	88.35	130.37	83.76	-46.61	0.00	-130.37
SUI - Oakdale Campus	38.25	38.25	38.25	0.00	38.25	0.00
SUI - Hygienic Laboratory	101.57	102.50	75.73	-26.77	102.50	0.00
SUI - Family Practice Program	184.25	190.40	190.40	0.00	190.40	0.00
SUI - Specialized Children Health Services (SCHS)	28.10	57.97	57.97	0.00	57.97	0.00
SUI - Iowa Cancer Registry	1.54	2.10	2.10	0.00	2.10	0.00
SUI - Substance Abuse Consortium	0.55	1.00	1.00	0.00	1.00	0.00
SUI - Biocatalysis	9.03	6.28	6.28	0.00	6.28	0.00
SUI - Primary Health Care	6.80	5.89	5.89	0.00	5.89	0.00
SUI - Iowa Birth Defects Registry	0.95	1.00	1.00	0.00	1.00	0.00
SUI - Iowa Nonprofit Resource Center	2.33	2.75	5.50	2.75	2.75	0.00
Iowa State: Gen. University	3,802.86	3,647.42	7,294.84	3,647.42	3,647.42	0.00
ISU - Agricultural Experiment Station	404.91	546.98	546.98	0.00	546.98	0.00
ISU - Cooperative Extension	311.71	383.34	383.34	0.00	383.34	0.00
ISU - Leopold Center	6.04	11.25	11.25	0.00	11.25	0.00
ISU - Livestock Disease Research	0.94	0.00	0.00	0.00	0.00	0.00
UNI - University of Northern Iowa	1,449.48	1,447.50	1,447.50	0.00	1,447.50	0.00
UNI - Recycling and Reuse Center	2.15	3.00	3.00	0.00	3.00	0.00
UNI - Math and Science Collaborative	3.75	6.20	6.20	0.00	6.20	0.00
UNI - Real Estate Education Program	1.70	1.00	1.00	0.00	1.00	0.00
ISD - Iowa School for the Deaf	126.60	126.60	126.60	0.00	126.60	0.00
IBS - Iowa Braille and Sight Saving School	62.87	62.87	62.87	0.00	62.87	0.00
SUI - Restricted	4,201.50	4,055.55	4,291.40	235.85	0.00	-4,055.55
ISU - Restricted	0.00	3,660.08	0.00	-3,660.08	0.00	-3,660.08
UNI - Restricted	531.37	524.07	531.94	7.87	0.00	-524.07
ISD - Restricted	6.32	8.90	6.96	-1.94	0.00	-8.90
IBSSS - Restricted	0.00	3.30	0.66	-2.64	0.00	-3.30
IPR - Iowa Public Radio	0.00	0.00	8.00	8.00	8.00	8.00
Budget Unit 6150000042Z	3,448.01	0.00	3,355.23	3,355.23	0.00	0.00
BOR - ARRA	0.00	0.00	611.09	611.09	0.00	0.00
Total Regents, Board of	20,225.61	20,101.12	24,231.29	4,130.17	11,726.85	-8,374.27
Total Education	21,137.25	21,094.26	25,245.56	4,151.30	12,749.55	-8,344.71

Appendix D

FY 2010 – 10.0%

Across-the-Board (ATB)

Reduction

Implementation Plans

EDUCATION SUBCOMMITTEE

Department of the Blind

	Estimated FY 2010	ATB Reduction FY 2010	Est Net FY 2010
<u>Blind, Dept. of the</u> Department of the Blind	\$ 2,258,072	\$ -225,807	\$ 2,032,265
Total Blind, Dept. of the	\$ 2,258,072	\$ -225,807	\$ 2,032,265

- ATB Implementation Plan: Approved as submitted.
- Positions Eliminated: None.
- Portion of the FY 2010 budget funded by the General Fund. Sources of funding include:
 - State and federal funding – The Department’s State funding serves as a match for federal funding at an approximate ratio of 21/79, and a majority of the Department’s budget is federally funded.
 - Gifts and bequests – Donated funds and the interest earned on them are used primarily for emergency nonrecurring needs of blind Iowans that cannot be funded by other means. Use of the donated funds large requests or for routine operating costs requires the approval of the Commission for the Blind.
 - Transfers from other State agencies – These come primarily from the Department of Education and are generally in exchange for transcribing information into alternative media for the visually impaired.
 - Sales – The Department sells specialized equipment to blind Iowans.
- Impact to federal funds: Yes. The across-the-board reduction will result in the loss of at least \$834,000 in federal Vocational Rehabilitation funds. In addition, the Department will be in violation of the maintenance of effort (MOE) requirements for the funds. This could result in an additional loss of funding. The Department is in the process of applying for a waiver of the MOE requirements.
- Other impacts: The Department will eliminate staff overtime and discontinue temporary staff help. This will delay the provision of services to consumers. Support will be discontinued for the Newline service that provides access to newspapers and periodicals. Routine building maintenance and technology projects will be delayed. Selected staff training will be eliminated.

The Department has approximately \$3.0 million in a reserve fund that it is using to maintain services during the economic downturn. These are federal funds received under the Federal Stimulus Program, as well as reimbursements from the Social Security Administration earned when clients become employed and begin at or above a certain wage amount.

- Funding backfill needs and recommendations: None.

College Student Aid Commission

	Estimated FY 2010	ATB Reduction FY 2010	Est Net FY 2010
<u>College Aid Commission</u>			
College Aid Commission	\$ 349,381	\$ -34,938	\$ 314,443
Iowa Grants	981,743	0	981,743
DSM University-Osteopathic Loans	91,668	0	91,668
DSM University-Physician Recruit.	312,821	-31,282	281,539
National Guard Benefits Program	3,499,545	-423,762	3,075,783
Teacher Shortage Forgivable Loan	438,282	-43,828	394,454
All Iowa Opportunity Scholarships	2,502,537	-250,254	2,252,283
Nurse & Nurse Educator Loan Program	90,293	-9,029	81,264
Barber & Cosmetology Tuition Grant Program	45,834	0	45,834
College Work Study	0	0	0
Tuition Grant Program-Standing	47,213,069	-4,721,307	42,491,762
Tuition Grant - For-Profit	4,988,561	-498,856	4,489,705
Vocational Technical Tuition Grant	2,512,958	-251,296	2,261,662
Washington DC Internships	0	0	0
All Iowa Opportunity Foster Care Grant Program	687,510	-68,751	618,759
Total College Aid Commission	\$ 63,714,202	\$ -6,333,303	\$ 57,380,899

- ATB Implementation Plan: Approved pending changes.
- Positions Eliminated: 0.4. The FTE positions under the State appropriated programs will be reduced from 4.4 to 4.0 FTE positions. Responsibilities for 6 positions were adjusted to permit funding from non-General Fund sources.
- Portion of the FY 2010 budget funded by the General Fund: The Commission has a budget of approximately \$205.3 million in FY 2010 prior to the 10.0% across-the-board reduction. Of this total, \$57.4 million (28.0%) comes from General Fund appropriations. The remaining revenue comes from fees for various loan management and maintenance services, account maintenance fees, and federal funds. The Commission has budgeted \$13.2 million (6.3% of total revenues) for general operations for FY 2010, i.e., for salaries and benefits, travel, supplies, equipment, advertising, and outside contracts. This includes a General Fund appropriation for administration of \$314,000 (0.6% of the total General Fund appropriations). The Commission has budgeted \$139.2 million (67.8%) for various student aid and loan programs; \$34.7 million (16.9%) is carried forward; and the remaining \$18.2 million (8.9%) is involved in transfers and refunds.
- Impact to federal funds: Yes. After the across-the-board reduction, the Commission may not meet the maintenance of effort requirements for the federal Leveraging Educational Assistance Program (LEAP) or the match requirements for the federal Supplemental Leveraging Educational Assistance Program (SLEAP). This would result in the loss of \$743,000 in federal funding for a program that serves approximately 2,590 students. The average reduction in awards would be approximately \$290 per student.
- Other impacts: Under the Governor’s proposal, four programs would have reductions totally restored, and the National Guard Benefits Program would have funding partially restored with transfers from other funds. Five budget units would have their General Fund appropriations

Appendix D – FY 2010 – 10.0% Across-the-Board (ATB) Reduction Implementation Plans

reduced by the full 10.0%. The following table describes the reductions and impact on these five programs.

<u>Program</u>	<u>Reduction</u>	<u>Impact</u>
National Guard Educational Assistance Program	\$ 182,642	Reduce grant awards or limit number of eligible Guard members.
Des Moines University-Physician Recruitment	31,282	Eliminate assistance for one physician.
Iowa Tuition Grant Program – Not-For-Profit Institutions	4,721,307	Reduce awards by approximately \$450 for 14,750 students.
Iowa Tuition Grant Program – For-Profit Institutions	498,856	Reduce awards by approximately \$200 for 2,980 students.
All Iowa Opportunity Foster Care Grant Program	68,751	The appropriation after the reduction is still greater than FY 2009 and awards can still be made.
College Student Aid – Administration	34,938	Shift responsibilities for 6 positions (0.4 FTE positions) to non-General Fund sources.
Total	\$ 5,537,776	

- Funding backfill needs and recommendations: Yes – for five programs. The Governor is recommending transferring funds from the Teacher Forgivable Loan Repayment Fund (\$44,000), the Nurse Forgivable Loan Repayment Fund (\$9,000), and the Scholarship and Tuition Grant Reserve Fund (\$743,000) to backfill the reductions to the Teacher Shortage Loan Forgiveness Program (\$44,000), the Registered Nurse and Nurse Educator Loan Forgiveness Program (\$9,000), the All Iowa Opportunity Scholarship Program (\$250,000), Iowa Vocational-Technical Tuition Grant Program (\$251,000), and the National Guard Educational Assistance Program (\$241,000).
- NOTE: The Commission’s reduction is \$38,000 less than the specified 10.0%. The appropriated funds had already been expended for the Barber and Cosmetology Arts and Sciences Tuition Grant, the Osteopathic Forgivable Loan Program, and the Iowa Grant Program, so the ATB reduction was not applied to those Programs.

Department of Education

	Estimated FY 2010	ATB Reduction FY 2010	Est Net FY 2010
<u>Education, Dept. of</u>			
Education, Dept. of			
Administration	\$ 8,073,976	\$ -807,398	\$ 7,266,578
Vocational Education Administration	582,755	-58,276	524,479
State Library	1,748,500	-174,850	1,573,650
State Library - Enrich Iowa	1,796,081	-179,608	1,616,473
State Library - Library Service Areas	1,562,210	-156,221	1,405,989
Vocational Education Secondary	2,696,921	-269,692	2,427,229
Food Service	2,266,069	-226,607	2,039,462
Early Child - Comm. Empowerment Gen. Aid	7,477,675	-747,768	6,729,907
Early Child - Family Support & Parent Ed.	15,214,551	-1,521,455	13,693,096
Early Child - Early Care, Health & Ed.	0	-54,595	-54,595
Early Child - Spec. Ed. Services Birth to 3	1,554,304	-155,430	1,398,874
Early Child - Voluntary Preschool	11,538,863	-1,194,569	10,344,294
Nonpublic Textbook Services	625,634	-62,563	563,071
Administrator Mentoring	225,733	-22,573	203,160
Model Core Curriculum	1,979,540	-197,954	1,781,586
Student Achievement/Teacher Quality	7,614,750	-892,428	6,722,322
Community Colleges General Aid	158,678,501	-15,867,850	142,810,651
Community College Salaries - Past Years	916,680	-91,668	825,012
Jobs For America's Grads	600,000	-60,000	540,000
Senior Year Plus	0	-140,566	-140,566
Community College Interpreters for Deaf	200,000	-20,000	180,000
Private Instruction	0	0	0
Educational Expenses for American Indians	100,000	-10,000	90,000
K-12 Management Information System	230,000	-23,000	207,000
Empowerment Preschool Tuition Assistance	8,772,150	-877,215	7,894,935
Total Education, Dept. of	\$ 234,454,893	\$ -23,812,286	\$ 210,642,607
Vocational Rehabilitation			
Vocational Rehabilitation	\$ 5,155,508	\$ -515,551	\$ 4,639,957
Independent Living	51,075	-5,108	45,967
Farmers with Disabilities	108,000	0	108,000
Entrepreneurs with Disabilities Program	180,590	-18,059	162,531
Independent Living Center Grant	50,000	-5,000	45,000
Total Vocational Rehabilitation	\$ 5,545,173	\$ -543,718	\$ 5,001,455
Iowa Public Television			
Iowa Public Television	\$ 8,971,682	\$ -897,168	\$ 8,074,514
Regional Telecom. Councils	1,232,071	-123,207	1,108,864
Total Iowa Public Television	\$ 10,203,753	\$ -1,020,375	\$ 9,183,378
Total Education, Dept. of	\$ 250,203,819	\$ -25,376,379	\$ 224,827,440

- ATB Implementation Plans: Approved as submitted.
 - Positions Eliminated – Department of Education = 31.0 FTE positions. This includes 13.0 layoffs and 18.0 vacant positions eliminated. The Department indicated that the number of layoffs will be reduced to 3.9 positions and the number of vacant positions eliminated will increase to 19.0 positions, as result of the memorandum of understanding (MOU) with the employee unions.
 - Positions Eliminated – Vocational Rehabilitation = 14.0 vacant FTE positions.
 - Positions Eliminated – Iowa Public Television = 8.0 FTE positions through layoffs.
 - Portion of the FY 2010 budget funded by the General Fund:
 - Department of Education – A majority of the Department’s budget is federally funded (approximately 70.0%). State funding serves as a match for some of those funds (see below). The Department’s revenue from fees and reimbursements from other agencies is minimal. The Board of Educational Examiners receives no State support and is completely fee-supported.
 - Vocational Rehabilitation – State funding serves as a match for federal funding at an approximate ratio of 21/79, and a majority of the agency’s budget is federally funded. Revenue from other sources is minimal.
 - Iowa Public Television (IPTV) – State funding represents approximately 51.0% of IPTV’s budget. Approximately 23.0% comes from donations to the Iowa Public Television Foundation and Friends of Iowa Public Television. The Foundation has announced that they will give an additional \$100,000 to IPTV in FY 2010. The agency also receives federal funding through the Corporation for Public Broadcasting (CPB) in the form of a Community Service Grant (CSG). This amounts to approximately 15.0% of the budget. The remaining funding comes from charges for service (5.0%), other federal and private grants (4.0%), and passive income (3.0%).
 - Impact to federal funds – Department of Education: Yes. Four General Fund appropriations draw down large amounts of federal funding that is subject to maintenance of effort (MOE) requirements:
 - The appropriations for Vocational Education Administration and Vocational Education Secondary combined draw down \$12.1 million in federal funding. Unless backfilled, the reduction in FY 2010 funding potentially jeopardizes the entire federal funding stream.
 - Unless backfilled, the reduction in the FY 2010 Food Service appropriation will result in the loss of \$816,000 in federal funding for the School Lunch Program. This will result in a reduction in reimbursement rates to local school districts.
 - Unless backfilled, the reduction in the FY 2010 appropriation for Special Education Birth to 3 will prevent the State from complying with the MOE requirements for federal funding under the Individuals With Disabilities Education Act (IDEA) Part C. This will potentially jeopardize the entire funding stream for Part C that totals \$8.5 million and provides services to infants and toddlers with disabilities.
 - Impact to federal funds – Vocational Rehabilitation: Yes. Unless backfilled, the across-the-board reduction will result in the loss of at least \$4.3 million in federal Vocational Rehabilitation funds.
 - Impact to federal funds – Iowa Public Television = Yes. The reduction in FY 2010 State funding will result in the loss of \$84,000 in funds from the Corporation for Public Broadcasting (CPB) as part of IPTV’s Community Service Grant (CSG). Congress is currently considering emergency funding for public television and radio that is estimated to provide an additional \$250,000 to \$319,000 to IPTV.
-

- Other impacts:
 - Department of Education – Details are not yet available, but the reduction will result in loss of funding for the community colleges and local Community Empowerment areas. Funding for new preschool grants will be prorated, resulting in fewer children being served. The implementation of the core curriculum by local school districts may be delayed. State law mandates completion of the implementation by 2012 for grades 9-12 and by 2014 for grades K-8.
 - The State Library will reduce purchases for collections, and a reduction in staff will result in slower responses to requests for information. The reduction in funding for the Library Service Areas (LSAs) is likely to result in a reduction in staff. Each of the seven LSAs had less than 3.0 FTEs in FY 2009. The reduction in the Enrich Iowa appropriation will reduce funding to local libraries.
 - Vocational Rehabilitation – A waiting list for client services has been reinstated for those with the least need. The Division anticipates the need to place significantly disabled referrals on the waiting list at a later date. The Division is considering reducing tuition reimbursement for 1,430 clients from the current 50.0% to 40.0% and eliminating reimbursement for summer school.
 - Iowa Public Television – Overnight broadcast service will be suspended. This is estimated to affect teachers in approximately 50.0% of the State’s K-12 districts that use the service to acquire IPTV programming for use in classrooms. The Executive Director plans to give back 10.0% of his salary for the remainder of the fiscal year or 6.1% of his annual salary. The agency’s future programming priority will be programs that generate funding.

The Agency originally submitted an FY 2011 request for capitals funding to purchase a nearby building that currently houses IPTV staff under a rental agreement. The Public Broadcasting Board has authorized the Executive Director to possibly rescind the request and ask for the funds to modify the existing main facility to accommodate all staff in order to eliminate the rental fees.

- Office of Empowerment (Department of Management) – Staff will take seven furlough days. The Department of Management is considering layoffs that may affect the Office of Empowerment. All out-of-state travel is eliminated. In-state travel may still be necessary to assist local boards, but conference call meetings are being used when possible.

The 60.0% reduction in funding for professional development will delay the expansion of the family support credentialing initiative. Professional development is funded with allocations from two appropriations – one through the Department of Education was reduced by 10.0%; the other through the Department of Human Services was eliminated entirely.

- Funding backfill needs and recommendations – Department of Education: The Department had significant carryforward in the FY 2009 appropriation for Senior Year Plus, and the Governor approved a transfer of \$727,000 of that funding to backfill the four budget units facing federal MOE shortfalls to restore them to their original FY 2010 funding level. In addition, the Department has recommended that the following budget units be backfilled to their original FY 2010 funding levels, but the Governor has not approved transfers to do so:
 - Nonpublic School Textbooks - \$63,000
 - Teacher Quality - \$892,000
 - Voluntary Preschool - \$1.2 million
 - Core Curriculum - \$198,000
 - Enrich Iowa Libraries - \$180,000

Appendix D – FY 2010 – 10.0% Across-the-Board (ATB) Reduction Implementation Plans

- Senior Year Plus - \$141,000 (to restore FY 2009 carryforward)
- K-12 Management Information System - \$23,000
- Community Empowerment Preschool Tuition Assistance - \$877,000
- Before and After School Grants - \$55,000 (to restore FY 2009 carryforward)

The Governor approved a second statewide transfer to backfill reductions in the Department of Corrections and other areas of critical need. A portion of the funding came from additional reductions to Department of Education budget units totaling \$241,000.

- Funding backfill needs and recommendations – Vocational Rehabilitation: The Division has requested an appropriation from the Department of Education to backfill at least a portion of the reduction to avoid loss of federal funds, but that request has not been approved by the Governor. The current match deficit is estimated to be \$1.3 million.
- Funding backfill needs and recommendations – Iowa Public Television: None.
- The total FY 2010 across-the-board reduction for the Department of Education does not equal 10.0% of the FY 2010 appropriations for the following reasons:
 - The reduction includes funding from FY 2009 carryforward for Before and After School Grants (\$55,000) and Senior Year Plus (\$141,000).
 - The Voluntary Preschool appropriation was reduced 10.4% due to the FY 2009 carryforward.
 - The Student Achievement and Teacher Quality appropriation was reduced 11.7% due to the FY 2009 carryforward.

Board of Regents

	Estimated FY 2010	ATB Reduction FY 2010	Est Net FY 2010
<u>Regents, Board of</u>			
Regent Board Office	\$ 1,227,914	\$ -122,791	\$ 1,105,123
Southwest Iowa Resource Center	100,851	-10,085	90,766
Tri-State Graduate	76,789	-7,679	69,110
Quad Cities Grad Center	149,628	-14,963	134,665
Midwestern Higher Education Consortium	0	0	0
IPR - Iowa Public Radio	451,465	-45,147	406,318
University of Iowa			
University of Iowa - General University	235,483,091	-23,548,309	211,934,782
SUI - Center for Disabilities & Development	0	0	0
SUI - Oakdale Campus	2,521,028	-252,103	2,268,925
SUI - Hygienic Laboratory	4,077,715	-407,772	3,669,943
SUI - Family Practice Program	2,061,809	-206,181	1,855,628
SUI - Specialized Children Health Services (SCHS)	760,330	-76,033	684,297
SUI - Iowa Cancer Registry	171,851	-17,185	154,666
SUI - Substance Abuse Consortium	64,023	-6,402	57,621
SUI - Biocatalysis	834,433	-83,443	750,990
SUI - Primary Health Care	748,195	-74,820	673,375
SUI - Iowa Birth Defects Registry	44,145	-4,415	39,730
SUI - Iowa Nonprofit Resource Center	187,402	-18,740	168,662
SUI Ag Health & Safety	0	0	0

Board of Regents – continued

	Estimated FY 2010	ATB Reduction FY 2010	Est Net FY 2010
Iowa State University			
Iowa State - General University	184,987,583	-18,498,758	166,488,825
ISU - Agricultural Experiment Station	32,412,044	-3,241,204	29,170,840
ISU - Cooperative Extension	20,680,435	-2,068,044	18,612,391
ISU - Leopold Center	458,209	-45,821	412,388
ISU - Livestock Disease Research	199,284	-19,928	179,356
ISU - George Washington Carver Endowed Chair	0	0	0
University of Iowa			
UNI - University of Northern Iowa	83,789,887	-8,378,989	75,410,898
UNI - Recycling and Reuse Center	202,064	-20,206	181,858
UNI - Math and Science Collaborative	3,611,721	-361,172	3,250,549
UNI - Real Estate Education Program	144,469	-14,447	130,022
UNI - Research Development School Infrastructure Study	35,000	-3,500	31,500
Special Schools			
ISD - Iowa School for the Deaf	9,644,404	-964,440	8,679,964
IBSSS - Iowa Braille and Sight Saving School	5,463,736	-546,374	4,917,362
ISD/IBSSS - Tuition and Transportation	13,562	-1,356	12,206
ISD/IBSSS - Licensed Classroom Teachers	94,600	-9,460	85,140
Total Regents, Board of	\$ 590,697,667	\$ -59,069,767	\$ 531,627,900

- ATB Implementation Plan: Approved by the Board of Regents. The institutions have planned reductions totaling the following amounts. Specific elements of the plans are identified in the subsequent bullets.
 - University of Iowa (SUI) – \$24.7 million.
 - Iowa State University (ISU) – \$24.5 million.
 - University of Northern Iowa (UNI) – \$8.8 million.
 - Iowa Braille and Sight Saving School (IBSSS) – \$547,000.
 - Iowa School for the Deaf (ISD) – \$1.1 million.
 - Board Office, Iowa Public Radio, and Regional Programs – \$201,000.
- Specific actions to produce the above total savings include:
 - Positions Eliminated: Unspecified.
 - University of Iowa (SUI) – no layoffs planned. The SUI anticipates approximately 400 fewer positions funded by the General Education Fund due to early/phased retirement programs and attrition.
 - Iowa State University (ISU) – temporary layoffs and furloughs saving \$7.0 million and an early retirement program producing more savings in FY 2011.
 - University of Northern Iowa (UNI) – temporary layoffs and pay reductions saving \$1.8 million.

- Iowa Braille and Sight Saving School (IBSSS) – save \$342,000 through open positions, reduction in staff, and temporary leaves.
- Iowa School for the Deaf (ISD) – save \$217,000 through staff reductions affecting eight positions but no faculty reductions.
- Board Office and Regional Programs – save \$123,000 by not filling an academic research position, the executive director taking a 10.0% salary reduction via furlough days, and three days furlough for all staff.
- Tuition Surcharges for Spring 2010 are projected to increase revenues by the following amounts:
 - University of Iowa (SUI) – \$2.2 million.
 - Iowa State University (ISU) – \$2.4 million.
 - University of Northern Iowa (UNI) – \$1.0 million.
- Redirect American Recovery and Reinvestment Act (ARRA) Funds:
 - University of Iowa (SUI) – \$13.5 million from canceling ARRA grant funding opportunities.
 - University of Northern Iowa (UNI) – \$1.0 million.
- Reduction in Benefits:
 - University of Iowa (SUI) – \$3.3 million by reducing the employer contribution to the Teachers’ Insurance and Annuity Association – College Retirement Equities Funds (TIAA-CREF) from 10.0% of salary to 8.0%.
 - Iowa State University (ISU) – \$2.6 million by reducing the employer contribution to TIAA-CREF from 10.0% of salary to 8.0%.
 - University of Northern Iowa (UNI) – \$1.0 million by reducing the employer contribution to TIAA-CREF from 10.0% of salary to 8.0%.
 - Iowa School for the Deaf (ISD) – \$125,000 from a reduction in benefits and \$19,000 from salary reductions.
- Reallocations and reduction in purchases, repairs, maintenance, services, and operating expenses:
 - University of Iowa (SUI) – \$4.6 million from general operations for building renewal and equipment and \$1.2 million for reductions in special purpose appropriations for programs such as the State Hygienic Lab and research/outreach centers.
 - Iowa State University (ISU) – \$4.1 million from reductions in equipment purchases, travel, professional development, and printing and communications; \$3.3 million from reallocating salary and benefits costs to other funding sources and hiring delays or eliminating vacant positions; and \$1.0 million in support for centers and institutes and custodial, grounds, and other services.
 - University of Northern Iowa (UNI) – \$1.0 million for permanent budget reduction across the university and \$0.4 million in reductions absorbed by specific line-item appropriations with changes determined at the departmental level.
 - Iowa Braille and Sight Saving School (IBSSS) – \$205,000 from reduction in furniture and equipment purchases, repairs and maintenance, supplies, travel, and in-service training.

Appendix D – FY 2010 – 10.0% Across-the-Board (ATB) Reduction Implementation Plans

- Iowa School for the Deaf (ISD) – \$219,000 from delayed repairs, maintenance, and vehicle replacement and from reduced supplies and curriculum development; and \$498,000 in reduced services and programming.
- Board Office, Iowa Public Radio, and Regional Programs – \$78,000 in reductions for the Southwest Iowa Resource Center, Tri-State Graduate Center, Quad Cities Graduate Center, and Iowa Public Radio.
- Utilize tuition revenues from enrollments that were greater than projected or budgeted:
 - Iowa State University (ISU) – \$4.1 million.
 - University of Northern Iowa (UNI) – \$2.7 million.
- Portion of the FY 2010 budget funded by the General Fund:
 - University of Iowa (SUI) – For FY 2010, prior to the 10.0% ATB reduction, SUI had a total budget of \$2,613.4 million. Of this total, \$275.8 million (10.6%) was from General Fund appropriations; \$93.2 million (3.6%) was from other State appropriations including non-recurring ARRA funds, capital contributions, and patient care revenues earned from the Iowa Care Program; \$349.4 million (13.4%) was from tuition and fees; \$256.8 million (9.8%) was from federal sources; and \$1,638.3 million (62.7%) was from other revenues. Budgeted expenditures included \$1,396.9 million (53.5%) for salaries and benefits, \$113.9 million (4.4%) was for student aid, and \$1,102.5 million (42.2%) was for other expenditures, such as library acquisitions, facilities, supplies, and equipment.
 - Iowa State University (ISU) – For FY 2010, prior to the 10.0% ATB reduction, ISU had a total budget of \$1,113.4 million. Of this total, \$276.9 million (24.9%) was from General Fund appropriations, \$23.8 million (2.1%) was from other State appropriations, \$243.4 million (21.9%) was from tuition and fees, \$160.8 million (14.4%) was from federal sources, and \$408.6 million (36.7%) was from other revenues. Budgeted expenditures included \$578.1 million (51.9%) for salaries and benefits, \$97.0 million (8.7%) was for student aid, and \$438.3 million (39.4%) was for other expenditures, such as library acquisitions, facilities, supplies, and equipment.
 - University of Northern Iowa (UNI) – For FY 2010, prior to the 10.0% ATB reduction, UNI had a total budget of \$317.3 million. Of this total, \$89.2 million (28.1%) was from General Fund appropriations, \$5.1 million (1.6%) was from other State appropriations, \$83.5 million (26.3%) was from tuition and fees, \$38.4 million (12.1%) was from federal sources, and \$101.2 million (31.9%) was from other revenues. Budgeted expenditures included \$169.4 million (53.4%) for salaries and benefits, \$26.4 million (8.3%) was for student aid, and \$121.5 million (38.3%) was for other expenditures, such as library acquisitions, facilities, supplies, and equipment.
 - Iowa Braille and Sight Saving School (IBSSS) – For FY 2010, prior to the 10.0% ATB reduction, IBSSS had a total budget of \$10.0 million. Of this total, \$5.4 million (54.2%) was from General Fund appropriations, \$79,000 (0.8%) was from other State appropriations, \$1.0 million (10.5%) was from federal sources, and \$3.4 million (34.5%) was from other revenues. Budgeted expenditures included \$7.4 million (74.3%) for salaries and benefits and \$2.6 million (25.7%) was for other expenditures, such as library acquisitions, facilities, supplies, and equipment.
 - Iowa School for the Deaf (ISD) – For FY 2010, prior to the 10.0% ATB reduction, ISD had a total budget of \$11.8 million. Of this total, \$9.5 million (81.5%) was from General Fund appropriations, \$186,000 (1.6%) was from other State appropriations, \$817,000 (6.9%) was from federal sources, and \$1.2 million (10.4%) was from other revenues. Budgeted expenditures included \$8.8 million

(74.7%) for salaries and benefits and \$3.0 million (25.3%) was for other expenditures, such as library acquisitions, facilities, supplies, and equipment.

- Board Office, Iowa Public Radio (IPR), and Regional Programs – For FY 2010, prior to the 10.0% ATB reduction, the Board Office, IPR, and Regional Programs had a total budget of \$2.4 million. Of this total, \$2.0 million (83.5%) was from General Fund appropriations and \$396,000 (16.5%) was from other revenues. Budgeted expenditures included \$1.3 million (54.6%) for salaries and benefits and \$1.1 million (45.4%) was for other expenditures, such as supplies, equipment, outside services, transfers and reimbursements, and communications.
- Impact to federal funds: None.
- Other impacts: In considering the effects of the across-the-board reductions, the Regents and university presidents mentioned tuition increases, increased class size, decreased competitiveness in attracting faculty because of decreased benefits, and eliminating majors and programs attracting a minimal number of students.
- Funding backfill needs and recommendations: None.

Appendix E

FY 2010 General Fund Tracking with Supplementals and Transfers

Education General Fund

	Original FY 2010 (1)	ATB Reduction FY 2010 (2)	Estimated FY 2010 (3)	Gov Rec Supp FY 2010 (4)	Gov Rec Net FY 2010 (5)	Transfers FY 2010 (6)	FY 10 ARRA Funds (7)	FY 2010 Total with Trans and ARRA (8)	FY 2010 Total vs Original FY 10 (9)	% Change with ARRA (10)
<u>Blind, Dept. of the</u>										
Blind, Dept. for the										
Department for the Blind	\$ 2,258,072	\$ -225,807	\$ 2,032,265	\$ 0	\$ 2,032,265	\$ -37,892	\$ 0	\$ 1,994,373	\$ -263,699	-11.7%
Total Blind, Dept. of the	\$ 2,258,072	\$ -225,807	\$ 2,032,265	\$ 0	\$ 2,032,265	\$ -37,892	\$ 0	\$ 1,994,373	\$ -263,699	-11.7%
<u>College Aid Commission</u>										
College Student Aid Comm.										
College Aid Commission	\$ 349,381	\$ -34,938	\$ 314,443	\$ 0	\$ 314,443	\$ -7,191	\$ 0	\$ 307,252	\$ -42,129	-12.1%
Iowa Grants	981,743	0	981,743		981,743	0		981,743	0	0.0%
DSM University-Osteopathic Loans	91,668	0	91,668		91,668	0		91,668	0	0.0%
DSM University-Physician Recruit.	312,821	-31,282	281,539		281,539	0		281,539	-31,282	-10.0%
National Guard Benefits Program	3,499,545	-423,762	3,075,783		3,075,783	241,120		3,316,903	-182,642	-5.2%
Teacher Shortage Forgivable Loan	438,282	-43,828	394,454		394,454	0		394,454	-43,828	-10.0%
All Iowa Opportunity Foster Care Grant Program	687,510	-68,751	618,759		618,759	0		618,759	-68,751	-10.0%
All Iowa Opportunity Scholarships	2,502,537	-250,254	2,252,283		2,252,283	250,254		2,502,537	0	0.0%
Nurse & Nurse Educator Loan Program	90,293	-9,029	81,264		81,264	0		81,264	-9,029	-10.0%
Barber & Cosmetology Tuition Grant Program	45,834	0	45,834		45,834	0		45,834	0	0.0%
College Work Study	0	0	0		0	0		0	0	
Tuition Grant Program-Standing	47,213,069	-4,721,307	42,491,762		42,491,762	-228,490		42,263,272	-4,949,797	-10.5%
Tuition Grant - For-Profit	4,988,561	-498,856	4,489,705		4,489,705	0		4,489,705	-498,856	-10.0%
Vocational Technical Tuition Grant	2,512,958	-251,296	2,261,662		2,261,662	251,296		2,512,958	0	0.0%
Washington DC Internships	0	0	0		0	0		0	0	
Total College Aid Commission	\$ 63,714,202	\$ -6,333,303	\$ 57,380,899	\$ 0	\$ 57,380,899	\$ 506,989	\$ 0	\$ 57,887,888	\$ -5,826,314	-9.1%

Education General Fund

	Original FY 2010	ATB Reduction FY 2010	Estimated FY 2010	Gov Rec Supp FY 2010	Gov Rec Net FY 2010	Transfers FY 2010	FY 10 ARRA Funds	FY 2010 Total with Trans and ARRA	FY 2010 Total vs Original FY 10	% Change with ARRA
	(1)	(2)	(3)	(4)	(5)	(6)	(7)	(8)	(9)	(10)
Education, Dept. of										
Administration	\$ 8,073,976	\$ -807,398	\$ 7,266,578	\$ 0	\$ 7,266,578	\$ -1,468	\$ 0	\$ 7,265,110	\$ -808,866	-10.0%
Vocational Education Administration	582,755	-58,276	524,479		524,479	45,591		570,070	-12,685	-2.2%
Vocational Education Secondary	2,696,921	-269,692	2,427,229		2,427,229	269,692		2,696,921	0	0.0%
Food Service	2,266,069	-226,607	2,039,462		2,039,462	226,607		2,266,069	0	0.0%
State Library	1,748,500	-174,850	1,573,650		1,573,650	-40,391		1,533,259	-215,241	-12.3%
State Library - Enrich Iowa	1,796,081	-179,608	1,616,473	179,608	1,796,081	0		1,796,081	0	0.0%
State Library - Library Service Areas	1,562,210	-156,221	1,405,989		1,405,989	0		1,405,989	-156,221	-10.0%
Early Child - Comm. Empowerment Gen. Aid	7,477,675	-747,768	6,729,907		6,729,907	0		6,729,907	-747,768	-10.0%
Early Child - Family Support & Parent Ed.	15,214,551	-1,521,455	13,693,096		13,693,096	0		13,693,096	-1,521,455	-10.0%
Early Child - Empower. Preschool Assistance	8,772,150	-877,215	7,894,935	877,215	8,772,150	0		8,772,150	0	0.0%
Early Child - Early Care, Health & Ed.	0	0	0	54,595	54,595	0		54,595	54,595	
Early Child - Spec. Ed. Services Birth to 3	1,554,304	-155,430	1,398,874		1,398,874	172,100		1,570,974	16,670	1.1%
Early Child - Voluntary Preschool	11,538,863	-1,194,569	10,344,294	1,194,569	11,538,863	-6,864		11,531,999	-6,864	-0.1%
Nonpublic Textbook Services	625,634	-62,563	563,071	62,563	625,634	0		625,634	0	0.0%
Administrator Mentoring	225,733	-22,573	203,160		203,160	0		203,160	-22,573	-10.0%
Model Core Curriculum	1,979,540	-197,954	1,781,586	197,954	1,979,540	0		1,979,540	0	0.0%
Student Achievement/Teacher Quality	7,614,750	-892,428	6,722,322	892,428	7,614,750	-36,598		7,578,152	-36,598	-0.5%
Community Colleges General Aid	158,678,501	-15,867,850	142,810,651	5,943,581	148,754,232	0	25,600,000	174,354,232	15,675,731	9.9%
Community College Salaries - Past Years	916,680	-91,668	825,012		825,012	0		825,012	-91,668	-10.0%
Comm College Interpreters for Deaf	200,000	-20,000	180,000		180,000	0		180,000	-20,000	-10.0%
Jobs For America's Grads	600,000	-60,000	540,000		540,000	0		540,000	-60,000	-10.0%
Educational Expenses for American Indians	100,000	-10,000	90,000		90,000	0		90,000	-10,000	-10.0%
K-12 Management Information System	230,000	-23,000	207,000	23,000	230,000	0		230,000	0	0.0%
Before/After School Grants	0	-54,595	-54,595		-54,595	0		-54,595	-54,595	
Senior Year Plus	0	-140,566	-140,566	140,566	0	-726,675		-726,675	-726,675	
Private Instruction	0	0	0		0	0		0	0	
Total Education, Dept. of	\$ 234,454,893	\$ -23,812,286	\$ 210,642,607	\$ 9,566,079	\$ 220,208,686	\$ -98,006	\$ 25,600,000	\$ 245,710,680	\$ 11,255,787	4.8%
Vocational Rehabilitation										
Vocational Rehabilitation	\$ 5,155,508	\$ -515,551	\$ 4,639,957	\$ 0	\$ 4,639,957	\$ -37,317	\$ 0	\$ 4,602,640	\$ -552,868	-10.7%
Independent Living	51,075	-5,108	45,967		45,967	-2,093		43,874	-7,201	-14.1%
Entrepreneurs with Disabilities Program	180,590	-18,059	162,531		162,531	-155		162,376	-18,214	-10.1%
Farmers with Disabilities	108,000	-10,800	97,200		97,200	0		97,200	-10,800	-10.0%
Independent Living Center Grant	50,000	-5,000	45,000		45,000	0		45,000	-5,000	-10.0%
Total Vocational Rehabilitation	\$ 5,545,173	\$ -554,518	\$ 4,990,655	\$ 0	\$ 4,990,655	\$ -39,565	\$ 0	\$ 4,951,090	\$ -594,083	-10.7%
Iowa Public Television										
Iowa Public Television	\$ 8,971,682	\$ -897,168	\$ 8,074,514	\$ 0	\$ 8,074,514	\$ -103,399	\$ 0	\$ 7,971,115	\$ -1,000,567	-11.2%
Regional Telecom. Councils	1,232,071	-123,207	1,108,864		1,108,864	0		1,108,864	-123,207	-10.0%
Total Iowa Public Television	\$ 10,203,753	\$ -1,020,375	\$ 9,183,378	\$ 0	\$ 9,183,378	\$ -103,399	\$ 0	\$ 9,079,979	\$ -1,123,774	-11.0%
Total Education, Dept. of	\$ 250,203,819	\$ -25,387,179	\$ 224,816,640	\$ 9,566,079	\$ 234,382,719	\$ -240,970	\$ 25,600,000	\$ 259,741,749	\$ 9,537,930	3.8%

Education General Fund

	Original FY 2010	ATB Reduction FY 2010	Estimated FY 2010	Gov Rec Supp FY 2010	Gov Rec Net FY 2010	Transfers FY 2010	FY 10 ARRA Funds	FY 2010 Total with Trans and ARRA	FY 2010 Total vs Original FY 10	% Change with ARRA
	(1)	(2)	(3)	(4)	(5)	(6)	(7)	(8)	(9)	(10)
Regents, Board of										
Regents, Board of										
Regent Board Office	\$ 1,227,914	\$ -122,791	\$ 1,105,123	\$ 0	\$ 1,105,123	\$ 0	\$ 0	\$ 1,105,123	\$ -122,791	-10.0%
Southwest Iowa Resource Ctr	100,851	-10,085	90,766		90,766	0		90,766	-10,085	-10.0%
Tri State Graduate	76,789	-7,679	69,110		69,110	0		69,110	-7,679	-10.0%
Quad Cities Grad Ctr	149,628	-14,963	134,665		134,665	0		134,665	-14,963	-10.0%
Midwestern Higher Ed Consortium	0	0	0		0	0		0	0	
IPR - Iowa Public Radio	451,465	-45,147	406,318		406,318	0		406,318	-45,147	-10.0%
University of Iowa - General	235,483,091	-23,548,309	211,934,782	14,371,621	226,306,403	-742,740	35,393,382	260,957,045	25,473,954	10.8%
SUI - Center for Disabilities & Development	0	0	0		0	0		0	0	
SUI - Oakdale Campus	2,521,028	-252,103	2,268,925		2,268,925	-23,840		2,245,085	-275,943	-10.9%
SUI - Hygienic Laboratory	4,077,715	-407,772	3,669,943		3,669,943	-17,770		3,652,173	-425,542	-10.4%
SUI - Family Practice Program	2,061,809	-206,181	1,855,628		1,855,628	-385		1,855,243	-206,566	-10.0%
SUI - Spec Children Health Serv (SCHS)	760,330	-76,033	684,297		684,297	-30		684,267	-76,063	-10.0%
SUI - Iowa Cancer Registry	171,851	-17,185	154,666		154,666	0		154,666	-17,185	-10.0%
SUI - Substance Abuse Consortium	64,023	-6,402	57,621		57,621	0		57,621	-6,402	-10.0%
SUI - Biocatalysis	834,433	-83,443	750,990		750,990	-805		750,185	-84,248	-10.1%
SUI - Primary Health Care	748,195	-74,820	673,375		673,375	-140		673,235	-74,960	-10.0%
SUI - Iowa Birth Defects Registry	44,145	-4,415	39,730		39,730	0		39,730	-4,415	-10.0%
SUI - Iowa Nonprofit Resource Center	187,402	-18,740	168,662		168,662	-250		168,412	-18,990	-10.1%
SUI Ag Health & Safety	0	0	0		0	0		0	0	
Iowa State: Gen. University	184,987,583	-18,498,758	166,488,825	10,839,521	177,328,346	-352,210	31,595,952	208,572,088	23,584,505	12.7%
ISU - Agricultural Experiment Station	32,412,044	-3,241,204	29,170,840		29,170,840	-36,955		29,133,885	-3,278,159	-10.1%
ISU - Cooperative Extension	20,680,435	-2,068,044	18,612,391		18,612,391	-16,505		18,595,886	-2,084,549	-10.1%
ISU - Leopold Center	458,209	-45,821	412,388		412,388	-945		411,443	-46,766	-10.2%
ISU - Livestock Disease Research	199,284	-19,928	179,356		179,356	0		179,356	-19,928	-10.0%
ISU - George Washington Carver Chair	0	0	0		0	0		0	0	
UNI - University of Northern Iowa	83,789,887	-8,378,989	75,410,898	5,227,665	80,638,563	-253,175	12,376,464	92,761,852	8,971,965	10.7%
UNI - Recycling and Reuse Center	202,064	-20,206	181,858		181,858	0		181,858	-20,206	-10.0%
UNI - Math and Science Collaborative	3,611,721	-361,172	3,250,549		3,250,549	0		3,250,549	-361,172	-10.0%
UNI - Real Estate Education Program	144,469	-14,447	130,022		130,022	0		130,022	-14,447	-10.0%
ISD - Iowa School for the Deaf	9,644,404	-964,440	8,679,964		8,679,964	0	583,987	9,263,951	-380,453	-3.9%
IBS - Iowa Braille and Sight Saving School	5,463,736	-546,374	4,917,362		4,917,362	0	330,215	5,247,577	-216,159	-4.0%
ISD/IBS - Tuition and Transportation	13,562	-1,356	12,206		12,206	0		12,206	-1,356	-10.0%
UNI - Research Development School Infrastructur	35,000	-3,500	31,500		31,500	0		31,500	-3,500	-10.0%
ISD/IBS - Licensed Classroom Teachers	94,600	-9,460	85,140		85,140	0		85,140	-9,460	-10.0%
Total Regents, Board of	\$ 590,697,667	\$ -59,069,767	\$ 531,627,900	\$ 30,438,807	\$ 562,066,707	\$ -1,445,750	\$ 80,280,000	\$ 640,900,957	\$ 50,203,290	8.5%
Total Education	\$ 906,873,760	\$ -91,016,056	\$ 815,857,704	\$ 40,004,886	\$ 855,862,590	\$ -1,217,623	\$ 105,880,000	\$ 960,524,967	\$ 53,651,207	5.9%

Notes:

College Student Aid - The transfers included \$514,180 from the Tuition Grant Reserve Fund which is not shown in General Funds tracking.

SUI Center for Disabilities & Development - Funding was moved to the Health and Human Services Appropriation Act to receive federal matching funds. With the combination of State and federal funding, the Center is funded at approximately the FY 2009 level.

ISU George Washington Carver Endowed Chair - The State appropriated General Funds in FY 2008 and FY 2009. Future funding is from donations and other sources.

Appendix F

Other Attachments

Governor's Proposed FY 2011 Community College State General Aid

	Net FY 2010 (Base) ¹	2.0% Marginal Cost Adj.	1.0% 3-Yr. Avg FTEE Funding ²	0.56% Extraordinary Growth Adj.		FY 2011 General Aid	FY 2011 v. Net FY 2010	FY 2011 General Aid % Increase	FY 2010 ARRA	Total FY 2010 with ARRA	FY 2011 v. Total FY 2010 with ARRA
				3-Yr. Avg. FTEE Funding (40.0%)	Eligible Growth Support Funding (60.0%)						
	(1)	(2)	(3)	(4)	(5)	(6)	(7)	(8)	(9)	(10)	(11)
01-Northeast Iowa	\$ 7,170,601	\$ 143,412	\$ 74,694	\$ 16,838	\$ 0	\$ 7,405,545	\$ 234,944	3.28%	\$ 1,274,189	\$ 8,444,790	\$ -1,039,245
02-North Iowa Area	7,701,852	154,037	57,927	13,059	0	7,926,875	225,023	2.92%	1,374,064	9,075,916	-1,149,041
03-Iowa Lakes	7,097,477	141,950	49,388	11,134	0	7,299,948	202,471	2.85%	1,265,038	8,362,515	-1,062,567
04-Northwest	3,483,642	69,673	25,503	5,749	0	3,584,567	100,925	2.90%	621,382	4,105,024	-520,457
05-Iowa Central	7,811,306	156,226	90,671	20,440	61,853	8,140,496	329,190	4.21%	1,394,136	9,205,442	-1,064,946
06-Iowa Valley	6,782,943	135,659	50,749	11,440	0	6,980,791	197,848	2.92%	1,209,684	7,992,627	-1,011,836
07-Hawkeye	10,077,387	201,548	92,845	20,930	0	10,392,709	315,322	3.13%	1,795,043	11,872,430	-1,479,721
09-Eastern Iowa	12,525,638	250,513	121,963	27,494	0	12,925,608	399,970	3.19%	2,233,465	14,759,103	-1,833,495
10-Kirkwood	21,689,258	433,785	253,751	57,203	173,298	22,607,296	918,038	4.23%	3,866,611	25,555,869	-2,948,573
11-Des Moines Area	21,708,058	434,161	288,324	64,997	222,604	22,718,144	1,010,086	4.65%	3,864,863	25,572,921	-2,854,777
12-Western Iowa Tech	8,228,398	164,568	76,279	17,196	0	8,486,441	258,043	3.14%	1,468,753	9,697,151	-1,210,710
13-Iowa Western	8,394,508	167,890	90,102	20,312	27,945	8,700,757	306,249	3.65%	1,495,282	9,889,790	-1,189,033
14-Southwestern	3,534,815	70,696	27,084	6,106	0	3,638,701	103,886	2.94%	630,027	4,164,842	-526,141
15-Indian Hills	11,084,892	221,698	81,574	18,389	0	11,406,553	321,661	2.90%	1,976,581	13,061,473	-1,654,920
16-Southeastern	6,344,889	126,898	55,504	12,512	0	6,539,803	194,914	3.07%	1,130,882	7,475,771	-935,968
	\$ 143,635,664	\$ 2,872,713	\$ 1,436,357	\$ 323,800	\$ 485,699	\$ 148,754,233	\$ 5,118,569	3.56%	\$ 25,600,000	\$ 169,235,664	\$ -20,481,431

¹ Net FY 2010 (Base) includes General Aid and Salary appropriations, as well as the Governor's 10.0% across-the-board reduction.

² FTEE = Full-Time Equivalent Enrollment

Notes: Section 260C.18C of the Code provides allocation formulas for Community College general aid that vary based upon the amount of any increase in State funding. For FY 2011, the Governor is recommending an increase of 3.56%. The statutory formula for an increase between 2.0% and 4.0% begins with the previous year's allocation, including salary funding, as a base (Column 1) and adds the following:

- A Marginal Cost Adjustment up to an additional 2.0% of base funding (Column 2).
- An amount up to an additional 1.0% of base funding, distributed based on each college's proportional share of the three-year rolling average full-time equivalent enrollment (FTEE) statewide (Column 3).
- An amount up to an additional 1.0% of base funding, 40.0% of which is allocated based on the proportional share of the three-year rolling average FTEE statewide (Column 4) and 60% of which is based on the proportional share that each college's eligible growth support bears to the statewide growth support (Column 5). Eligible growth support is the previous year's general aid and property tax revenue combined, divided by the three-year rolling average FTEE. Only those colleges that have eligible growth support in excess of the statewide average growth support receive additional funds under this provision of the formula.

**Student Achievement and Teacher Quality Program
Allocations of the Annual Appropriation**

	FY 2009	Before ATB			After ATB		FY 2011 Gov. Rec.	FY 2011 Gov. v. Est. FY 2010 Appropriation
		FY 2009 Carryforward	FY 2010 Appropriation	FY 2010 Total Available	Est. FY 2010 Total Available	Est. FY 2010 Approp. Only		
National Board Certification								
NBC Awards	\$ 1,622,500		\$ 1,040,000					
Ambassador to Education	85,000		85,000					
Subtotal National Board Certification	\$ 1,707,500	\$ 124,729	\$ 1,125,000	\$ 1,249,729	\$ 1,124,756			
Mentoring and Induction								
from appropriation	4,650,000	267,150	3,949,750					
BOEE transfer	0	454,000						
ITW transfer	0	246,250						
Subtotal Mentoring and Induction	\$ 4,650,000	\$ 967,400	\$ 3,949,750	4,917,150	4,425,435			
Career Dev. and Evaluator Training	695,000	209,516	695,000	904,516	814,065			
Teacher Development Academies	1,845,000	0	1,845,000	1,845,000	1,660,500			
Pay for Performance	335,000	7,886	0	7,886	7,098			
Institute for Tomorrow's Workforce	250,000	0	0	0	0			
Totals	\$ 9,482,500	\$ 1,309,531	\$ 7,614,750	\$ 8,924,281	\$ 8,031,853	\$ 6,722,322	\$ 7,614,750	\$ 892,428

Note: The State's obligation for National Board Certification Awards declines each year. The amount of funding required in FY 2011 Flat Funding is \$887,500, a decrease of \$152,500 compared to FY 2010.

Estimated Allocation of Governor's Recommendation for FY 2011 School Ready Grant Funding

Empowerment Area	FY 2010 Adjusted Allocation*	FY 2011 Adjusted Allocation	FY 2011 vs. FY 2010	Percent Change
Adair	\$ 137,119	\$ 133,385	\$ -3,734	-2.7%
Adams	118,538	115,598	-2,940	-2.5%
Allamakee, Clayton, Howard, Winneshiek	669,231	646,657	-22,573	-3.4%
Appanoose, Davis, Lucas, Monroe	559,348	534,048	-25,300	-4.5%
Audubon, Carroll, Greene, Guthrie	575,860	547,129	-28,731	-5.0%
Benton	242,438	226,866	-15,572	-6.4%
Black Hawk	1,085,834	1,070,955	-14,879	-1.4%
Boone	278,001	266,496	-11,505	-4.1%
Bremer, Butler, Franklin, Grundy	598,608	583,643	-14,965	-2.5%
Buchanan, Delaware, Fayette	665,352	644,047	-21,305	-3.2%
Buena Vista, Crawford, Sac	604,558	581,332	-23,225	-3.8%
Calhoun, Pocahontas, Webster	614,232	587,842	-26,390	-4.3%
Cass, Mills, Montgomery	488,032	469,861	-18,170	-3.7%
Cedar	185,417	177,938	-7,479	-4.0%
Cerro Gordo, Hancock, Worth	629,376	602,146	-27,230	-4.3%
Cherokee, Lyon, Plymouth, Sioux	822,858	787,011	-35,847	-4.4%
Chickasaw, Floyd, Mitchell	484,769	466,566	-18,203	-3.8%
Clarke	167,326	161,557	-5,769	-3.4%
Clay, Dickinson, O'Brien, Osceola	645,441	617,822	-27,619	-4.3%
Clinton, Jackson	676,786	648,835	-27,951	-4.1%
Dallas	386,559	426,853	40,294	10.4%
Decatur	156,810	153,420	-3,390	-2.2%
Des Moines, Louisa	607,838	581,865	-25,973	-4.3%
Dubuque	773,498	733,336	-40,161	-5.2%
Emmet	162,454	156,673	-5,781	-3.6%
Fremont, Page	333,202	318,839	-14,363	-4.3%
Hamilton, Humboldt, Wright	475,391	454,098	-21,293	-4.5%
Hardin	227,069	215,948	-11,122	-4.9%
Harrison, Monona, Shelby	471,784	446,780	-25,004	-5.3%
Henry	219,934	213,071	-6,863	-3.1%
Ida	132,147	129,403	-2,743	-2.1%
Iowa	182,446	173,237	-9,209	-5.0%
Jasper	315,815	294,201	-21,614	-6.8%
Jefferson, Keokuk	345,050	328,876	-16,174	-4.7%
Johnson	740,156	753,509	13,354	1.8%
Jones	220,996	213,555	-7,441	-3.4%
Kossuth, Palo Alto	334,437	322,810	-11,627	-3.5%
Lee, Van Buren	473,963	453,971	-19,992	-4.2%
Linn	1,397,196	1,330,997	-66,199	-4.7%
Madison	188,645	179,810	-8,835	-4.7%

Estimated Allocation of Governor's Recommendation for FY 2011 School Ready Grant Funding

Empowerment Area	FY 2010 Adjusted Allocation*	FY 2011 Adjusted Allocation	FY 2011 vs. FY 2010	Percent Change
Mahaska, Wapello	620,069	544,529	-75,540	-12.2%
Marion	287,796	281,135	-6,661	-2.3%
Marshall	432,917	414,199	-18,719	-4.3%
Muscatine	464,588	437,303	-27,285	-5.9%
Polk	3,237,908	3,139,287	-98,621	-3.0%
Pottawattamie	839,713	791,388	-48,326	-5.8%
Poweshiek	192,390	182,449	-9,941	-5.2%
Ringgold	137,981	132,194	-5,787	-4.2%
Scott	1,455,079	1,389,739	-65,340	-4.5%
Story	507,373	513,811	6,439	1.3%
Tama	248,052	236,853	-11,199	-4.5%
Taylor	141,204	135,593	-5,611	-4.0%
Union	185,731	182,946	-2,784	-1.5%
Warren	348,305	339,621	-8,684	-2.5%
Washington	250,312	232,471	-17,841	-7.1%
Wayne	141,751	137,419	-4,332	-3.1%
Winnebago	148,297	147,091	-1,206	-0.8%
Woodbury	1,104,331	1,026,507	-77,823	-7.0%
	<u>\$ 29,138,308</u>	<u>\$ 28,015,523</u>	<u>\$ -1,122,785</u>	-3.9%

Education Funding for Iowa Students Historical Funding Per Pupil

	<u>K-12 Public Schools</u>	<u>Nonpublic K-12 Schools</u>	<u>School for the Deaf On Campus</u>	<u>School for the Deaf Statewide</u>	<u>Braille & Sight Saving School On Campus</u>	<u>Braille & Sight Saving School Statewide</u>	<u>Community Colleges</u>	<u>State Universities</u>	<u>Private Colleges</u>	<u>Statewide Voluntary Preschool</u>
FY 2000	5,122	205	54,359		123,137		2,917	10,910	3,228	
FY 2001	5,305	218	56,014		126,899		2,680	10,752	3,307	
FY 2002	5,476	210	62,137		116,392		2,426	10,392	3,107	
FY 2003	5,722	215	63,100		110,632		2,268	9,816	2,898	
FY 2004	5,846	220	80,399		146,549		2,126	9,898	2,829	
FY 2005	5,994	236	82,238		143,645		2,055	10,039	2,936	
FY 2006	6,235	252	119,060		154,072		2,188	10,499	2,991	
FY 2007	6,497	270	100,691		176,811		2,269	10,826	3,021	
FY 2008	6,760	297	87,294		172,197	4,997	2,399	11,971	3,060	2,927
FY 2009	6,976	270	88,904	3,423	262,167	6,356	2,798	12,543	3,090	3,289
FY 2010 (Est.)	7,419	270	82,444	3,423	266,841	7,051	2,053	11,585	2,665	3,196

Click on the fiscal year link to see detailed information regarding that year's education funding.

Document Notes:

- 1) Funding includes property tax receipts related to the operational budgets for K-12 and community colleges.
- 2) Enrollment for Iowa School for the Deaf includes all full-time campus students.
- 3) State university funding Includes Board of Regents Office operations, tuition replacement, and general university line-items. (Does not include research, hospitals, or other line-items).
- 4) Per pupil amounts include federal American Reinvestment and Recovery Act funding appropriated in FY 2009 and FY 2010.
- 5) FY 2010 is the first year of K-12 funding of the State Categorical Supplements through the school aid formula and accounts for \$648 per pupil.
- 6) Nonpublic K-12 School funding includes State General Fund appropriations for Nonpublic Textbook Services and Transportation of Nonpublic Pupils.
- 7) Statewide Preschool for Four-Year-Olds includes State General Fund appropriations and Preschool Formula funding specified in Chapter 256C, Code of Iowa. Enrollments are based on preschool weightings.

Please contact the Fiscal Services Division for additional details

Robin Madison (515-281-5270)
Dwayne Ferguson (515-281-6561)
Shawn Snyder (515-281-7799)

Education Funding for Iowa Students Estimated FY 2010

FY 2010 Estimated

Last updated February 2010

	Note	Iowa Pupils	Property Tax	Property Tax Per Pupil	State Funding	State Funding Per Pupil	ARRA Funding	ARRA Funding Per Pupil	Total Funding Per Pupil
K-12									
Public Schools	1	477,019	\$1,223,573,517	\$2,565	\$2,113,121,007	\$4,430	\$202,546,705	\$425	\$7,419
Nonpublic K-12	2	33,390			\$7,624,002	\$228			\$228
School for the Deaf									
On Campus	3	110			\$8,484,859	\$77,135	\$583,987	\$5,309	\$82,444
Statewide	3	57			\$195,105	\$3,423	\$0	\$0	\$3,423
Iowa Braille and Sight Saving School									
On Campus	4	9			\$2,217,070	\$246,341	\$184,498	\$20,500	\$266,841
Statewide	4	405			\$2,709,752	\$6,691	\$145,717	\$360	\$7,051
Higher Education									
Community Colleges*	5	93,845	23,391,800	\$249	\$143,635,663	\$1,531	\$25,600,000	\$273	\$2,053
State Universities*	6	48,242			\$479,539,581	\$9,940	\$79,365,798	\$1,645	\$11,585
Private Colleges (IA Tuition Grant Only)	7	17,630			\$46,981,467	\$2,665			\$2,665
Other									
Statewide Preschool for 4-Year-Olds	8	13,666			\$43,681,252	\$3,196			\$3,196

Numbers may not total due to rounding.

Notes:

1	Includes State aid, ARRA Education Stabilization funds, and property tax generated by the school aid formula and included in combined district cost. Does not include preschool formula State aid. FY 2010 is the initial year that State Categorical Supplements are included in State aid. That amount totals \$309.0 million (\$648 per pupil). State Foundation Aid funding to the Department of Human Services is included. The 10.0% ATB reduction for State school aid was adjusted to the K-12 Public School State aid total but not to the amount generated by the Statewide Reschool for 4-Year-Olds through the school aid formula.
2	Nonpublic K-12 State funding includes State General Fund appropriations for Nonpublic Textbook Services and Transportation of Nonpublic Pupils. Nonpublic enrollments estimated by the Department of Education.
3	Enrollment includes all full-time campus students (Iowa residents only).
4	Includes allocations through the Department of Education for the Teacher Excellence Program. Does not exclude State funding of physical plant costs that are not associated with services to students, so cost is somewhat inflated. On Campus and Statewide costs are split proportionately to FY 2009 costs. Tuition and transportation is split proportionately between the special schools. Final distribution of tuition and transportation and ARRA funds will likely be different.
5	Property tax for community colleges includes only the estimated proceeds from the 20.25 cent operating levy. State funding includes \$825,012 appropriation for salaries.
6	Includes Board operation, tuition replacement, and general university line-items, including graduate centers. (Does not include research, hospitals, or other line-items). Tuition replacement was provided from other State funds, not the General Fund.
7	Pupils include recipients of tuition grants as reported by the College Student Aid Commission.
8	Statewide Preschool for 4-Year-Olds is based on the State General Fund appropriation for the Program and Preschool formula funding. Enrollments are estimated.
*	Enrollment numbers at State universities and community colleges are total <u>Iowa</u> degree credit students (headcount) from the Iowa Enrollment Report prepared by the Registrar at the University of Iowa for the Iowa Coordinating Council on Post-High School Education.

Education Funding for Iowa Students Final FY 2009

FY 2009 Final

Last updated February 2010

	Note	Iowa Pupils	Property Tax	Property Tax Per Pupil	State Funding	State Funding Per Pupil	ARRA Funding	ARRA Funding Per Pupil	Combined Funding Per Pupil
K-12									
Public Schools	1	480,609	\$1,178,704,481	\$2,453	\$2,134,005,736	\$4,440	\$40,000,000	\$83	\$6,976
Nonpublic K-12	2	33,897			\$9,158,143	\$270			\$270
School for the Deaf									
On Campus	3	110			\$9,779,390	\$88,904			\$88,904
Statewide	3	57			\$195,105	\$3,423			\$3,423
Iowa Braille and Sight Saving School									
On Campus	4	12			\$3,146,003	\$262,167			\$262,167
Statewide	4	405			\$2,574,003	\$6,356			\$6,356
Higher Education									
Community Colleges*	5	82,086	22,264,469	\$271	\$181,793,978	\$2,215	\$25,600,000	\$312	\$2,798
State Universities*	6	48,116			\$603,498,685	\$12,543		\$0	\$12,543
Private Colleges (IA Tuition Grant Only)	7	17,293			\$53,428,343	\$3,090			\$3,090
Other									
Statewide Preschool for 4-Year-Olds	8	9,676			\$31,826,729	\$3,289			\$3,289

Numbers may not total due to rounding.

Notes:

1	Includes only State aid, ARRA Education Stabilization funds, and property tax generated by the school aid formula and included in combined district cost. Does not include preschool formula State aid. State Foundation Aid funding to the Department of Human Services is included.
2	Nonpublic K-12 State funding includes State General Fund appropriations for Nonpublic Textbook Services and Transportation of Nonpublic Pupils.
3	Enrollment includes all full-time campus students (Iowa residents only).
4	Excludes State funding of physical plant costs of \$716,630 that are not associated with services to students. Includes capital expenditures through the Department of Education for the Teacher Excellence Program.
5	Property tax for community colleges includes only the estimated proceeds from the 20.25 cent operating levy. State funding includes \$1.5 million appropriation for salaries.
6	Includes Board operation, tuition replacement, and general university line-items, including graduate centers. (Does not include research, hospitals, or other line-items). Tuition replacement was provided from other State funds, not the General Fund.
7	Pupils include recipients of tuition grants as reported by the College Student Aid Commission.
8	Statewide Preschool for 4-Year-Olds is based on the State General Fund appropriation for the Program and Preschool formula funding. Enrollments are estimated based on preschool weightings.
*	Enrollment numbers at State universities and community colleges are total <u>Iowa</u> degree credit students (headcount) from the Iowa Enrollment Report prepared by the Registrar at the University of Iowa for the Iowa Coordinating Council on Post-High School Education.