

INFRASTRUCTURE STATUS REPORTS




COMPILED BY
FISCAL SERVICES DIVISION

FEBRUARY 2011



LEGISLATIVE
SERVICES AGENCY

Serving the Iowa Legislature



Memorandum

To: Chairpersons Matt McCoy and Dan Huseman and Members of the Transportation, Infrastructure, and Capitals Appropriations Subcommittee

From: Marcia Tannian, Legislative Analyst

Date: February 16, 2011

Re: Infrastructure Status Reports

The reports referenced in this document were submitted by various state agencies to the Legislative Services Agency in accordance with the following provisions: Code Sections 8.57(6)(h) and (i), 8.57A(5), 8.57B(5), 8.57C(4), 12E.12, 12.79, 12.88 and 12.88A and Chapter 1179, Section 19, 2006 Iowa Acts.

These provisions require the agencies to submit reports annually regarding appropriations received from any of the infrastructure funds, including the Rebuild Iowa Infrastructure Fund, Environment First Fund¹, Vertical Infrastructure Fund, Technology Reinvestment Fund, FY 2009 Prison Bonding Fund, the restricted capital tobacco funds, Revenue Bonds Capitals Fund, and the Revenue Bonds Capitals II Fund.

Per the Code provisions, agencies must provide the status of all projects, completed or in progress, including:

- Description of the project.
- Progress of work completed.
- Total estimated cost of the project.
- List of all revenue sources being used to fund the project.
- Amount of funds expended.
- Amount of funds obligated.
- Date the project was completed or an estimated completion date of the project, where applicable.

Legislative intent required receipt of annual infrastructure reports so the General Assembly could have detailed updates on capital projects and the use of infrastructure funds. This is particularly important because infrastructure funds are often appropriated into out years and appropriations from infrastructure funds typically do not revert for four years. House File 822 (FY 2010

¹ The Environment First Fund is now under the purview of the Agriculture and Natural Resources Appropriations Subcommittee, but reports on projects receiving appropriations from this Fund will continue to be compiled with other infrastructure reports.

Infrastructure Appropriations Act) added the requirement that *any recipient* of infrastructure funding must report to the agency that provided the pass-through for the funding, so the agency can report to the General Assembly about the use of the funds. The intent is to ensure reporting on all uses of infrastructure funding, whether or not for capital projects.

The following agencies submitted reports for appropriations received from infrastructure funds for FY 2008, FY 2009, FY 2010, and/or FY 2011:

- Department of Administrative Services
- Department of Agriculture and Land Stewardship
- Department for the Blind
- Department of Corrections
- Department of Cultural Affairs
- Department of Economic Development
- Department of Education
- Ethics and Campaign Finance Disclosure
- Department of Human Rights
- Department of Human Services
- Iowa Finance Authority
- Iowa Law Enforcement Academy
- Iowa Telecommunications and Technology Commission
- Iowa Workforce Development (prior year submission)
- Department of Natural Resources
- Department of Public Defense
- Department of Public Health
- Department of Public Safety
- Board of Regents
- Department of Revenue
- Secretary of State (prior year submission)
- State Fair Authority
- Department of Transportation
- Treasurer of State
- Department of Veterans Affairs

The composite volume of all the reports will be available on the LSA website at:
<http://www.legis.iowa.gov/Schedules/committeeDocs.aspx?GA=84&CID=40>

If you have any questions or concerns please contact me at 281-7942 or
marcia.tannian@legis.state.ia.us.

TABLE OF CONTENTS

	Page
Department of Administrative Services	1
Department of Agriculture and Land Stewardship	37
Department for the Blind	54
Department of Corrections	56
Department of Cultural Affairs	67
Department of Economic Development	93
Department of Education	111
Ethics and Campaign Finance Disclosure	116
Department of Human Rights	118
Department of Human Services.....	124
Iowa Finance Authority	127
Iowa Law Enforcement Academy	472
Iowa Telecommunications and Technology Commission.....	475
Iowa Workforce Development.....	481
Department of Natural Resources	485
Department of Public Defense.....	502
Department of Public Health.....	513
Department of Public Safety.....	519
Board of Regents	533
Department of Revenue.....	569
Secretary of State.....	578
State Fair Authority	580
Department of Transportation	585
Treasurer of State.....	628
Department of Veterans Affairs.....	636
Appendix A – Infrastructure Appropriations Tracking Actual FY 2008 through Estimated FY 2011	650



DEPARTMENT OF ADMINISTRATIVE SERVICES



Annual Infrastructure Report—2010

Iowa Department of Administrative Services

January 28, 2011

In accordance with the Code of Iowa, Sections 8.57 and 8A.321, this annual report summarizes the status of all ongoing building related projects for which appropriations from the Rebuild Iowa Infrastructure Fund, the Vertical Infrastructure Fund, IJobs or the Tobacco Settlement Trust Fund have been made to the Department of Administrative Services. The report includes projects for which funding reverted in 2010 as well as ongoing projects. It includes infrastructure appropriations for building related projects only.

Infrastructure Appropriations for Facilities Statewide

Major Maintenance

Description of the Work:

Major maintenance; health, safety, loss of use; and Americans with Disabilities Act deficiencies at the Capitol Complex and statewide for twelve agencies and divisions participating in the Vertical Infrastructure Program in collaboration with the Governor's Vertical Infrastructure Advisory Committee, including the Department of Administrative Services; the Department of Commerce, Alcoholic Beverages Division; the Department of Corrections; the Department of Cultural Affairs; the Department of Education, including Iowa Public Television and Iowa Vocational Rehabilitation Services; the Department of Human Services; Iowa Law Enforcement Academy; the Department of Public Safety; Terrace Hill; Iowa Veterans Home and Iowa Workforce Development. The advisory committee meets on a monthly basis to review the progress of the work and to make recommendations on procedures and priorities. Additional information on major maintenance projects is available in the advisory committee's Twelfth Annual Report to the Governor, dated December 15, 2010.

Progress of the Work:

Work is on-going and many projects have been completed. Refer to the Vertical Infrastructure Advisory Committee's Twelfth Annual Report to the Governor dated December 15, 2010, for additional information.

Estimated Completion Date:

Completion dates for individual projects vary. It is anticipated that final completion of all work will correspond with reversion dates.

Total Estimated Cost: \$159,435,498

Total estimated cost represents major maintenance appropriations to the department since 1997. All current funds have been allocated to specific projects based on priorities recommended by the Governor's Vertical Infrastructure Advisory Committee. The department's 5-year plan includes additional funding requests of \$40 million per year.

Additional funding sources include agency operational funds for specific projects.

Financial Summary for Major Maintenance

<i>Fiscal Year</i>	<i>Fund Source</i>	<i>Accounting Codes</i>	<i>Reversion Date</i>	<i>Appropriated Amount</i>	<i>Additional</i>	<i>Total Funds</i>	<i>Total Contracted</i>	<i>Total Expended</i>	<i>Open Contracts</i>	<i>Available Balance</i>
2007	VIF	0099-335-022T-22T7	6/30/2011	\$50,000,000	\$3,417,663	\$53,417,663	\$50,278,879	\$47,883,840	\$2,395,039	\$3,138,784
2009	RIIF	0017-335-0R52-R529	6/30/2012	\$2,000,000	\$0	\$2,000,000	\$1,130,112	\$847,239	\$282,873	\$869,888

Infrastructure Appropriations for Facilities Statewide

Major Maintenance

Financial Summary for Major Maintenance

<i>Fiscal Year</i>	<i>Fund Source</i>	<i>Accounting Codes</i>	<i>Reversion Date</i>	<i>Appropriated Amount</i>	<i>Additional</i>	<i>Total Funds</i>	<i>Total Contracted</i>	<i>Total Expended</i>	<i>Open Contracts</i>	<i>Available Balance</i>
2009	RBCF	0433-335-0C99-0C99	6/30/2012	\$6,310,252	\$88,390	\$6,398,642	\$2,453,893	\$1,027,970	\$1,425,923	\$3,944,749
2009	RBCF	0433-335-0C99-T099	6/30/2012	\$8,314,671	\$0	\$8,314,671	\$1,342,267	\$1,008,633	\$333,634	\$6,972,404
2010	RBCF	0433-335-0C99-C999	6/30/2014	\$3,000,000	\$0	\$3,000,000	\$0	\$0	\$0	\$3,000,000
<i>Totals for Major Maintenance:</i>				\$69,624,923	\$3,506,053	\$73,130,976	\$55,205,151	\$50,767,682	\$4,437,469	\$17,925,824

Notes on Financial Summary: 22T7 includes two separate appropriations of \$40 million and \$10 million. An additional funds amount of \$52,916 is not reflected in this summary. In R529, expenses totalling \$446,802 for Eldora Storm Damage have been reimbursed by the Executive Council as 29C.20 claims and are not reflected above. C999 represents a 2010 appropriation; expenses are recorded as 0C99 or T099. (Further information will be provided upon request.)

Routine Maintenance

Description of the Work:

Routine, recurring and preventive maintenance for state owned facilities at the Capitol Complex and statewide for twelve agencies and divisions participating in the Vertical Infrastructure Program in collaboration with the Governor's Vertical Infrastructure Advisory Committee, including the Department of Administrative Services; the Department of Commerce, Alcoholic Beverages Division; the Department of Corrections; the Department of Cultural Affairs; the Department of Education, including Iowa Public Television and Iowa Vocational Rehabilitation Services; the Department of Human Services; Iowa Law Enforcement Academy; the Department of Public Safety; Terrace Hill; Iowa Veterans Home and Iowa Workforce Development. The advisory committee meets on a monthly basis to review the progress of the work and to make recommendations on procedures and priorities. Routine maintenance funds are distributed to each agency on a square foot basis, typically at the rate of 18 to 21¢ per square foot for some 11.5 million square feet of facilities (43¢ per square foot in 2008). Additional information on routine maintenance is available in the advisory committee's Twelfth Annual Report to the Governor, dated December 15, 2010.

Progress of the Work:

Agencies are responsible for expending funds within the guidelines of a Memorandum of Understanding between each agency and the Department of Administrative Services.

Estimated Completion Date:

All funds have been transferred to agencies, except for \$1.6 million of the FY2009 appropriation, which was transferred to the Jumpstart Housing Assistance Program. No funds were appropriated in FY2011.

Total Estimated Cost: \$23,500,000

Total estimated cost represents routine maintenance appropriations to the department since 1997. It is anticipated that all current funds will be expended

Infrastructure Appropriations for Facilities Statewide

Routine Maintenance

by the receiving agencies. The department's 5-year plan includes additional funding requests of \$20 million per year.

Financial Summary for Routine Maintenance

<i>Fiscal Year</i>	<i>Fund Source</i>	<i>Accounting Codes</i>	<i>Reversion Date</i>	<i>Appropriated Amount</i>	<i>Additional</i>	<i>Total Funds</i>	<i>Total Contracted</i>	<i>Total Expended</i>	<i>Open Contracts</i>	<i>Available Balance</i>
2007	RIIF	0017-335-044T-044T	6/30/2010	\$2,536,500	\$0	\$2,536,500	\$2,536,500	\$2,536,500	\$0	\$0
2008	RIIF	0017-335-OR17-OR17	6/30/2011	\$5,000,000	\$0	\$5,000,000	\$5,000,000	\$5,000,000	\$0	\$0
2009	RIIF	0017-335-OR17-R179	6/30/2012	\$3,000,000	\$0	\$3,000,000	\$3,000,000	\$3,000,000	\$0	\$0
2010	RIIF	0017-335-OR17-R170	6/30/2013	\$3,000,000	\$0	\$3,000,000	\$3,000,000	\$3,000,000	\$0	\$0
<i>Totals for Routine Maintenance:</i>				\$13,536,500	\$0	\$13,536,500	\$13,536,500	\$13,536,500	\$0	\$0
<i>Totals for Infrastructure Appropriations for Facilities Statewide:</i>				\$83,161,423	\$3,506,053	\$86,667,476	\$68,741,651	\$64,304,182	\$4,437,469	\$17,925,824

Infrastructure Appropriations for Capitol Complex Facilities

Capitol Interior and Exterior Restoration

Description of the Work:

On-going interior and exterior restoration of the State of Iowa's Capitol, a building on the National Register of Historic Places. More specifically, the intent of this project is to bring the Capitol in line with the evolving State of Iowa Building Code and to restore the Capitol's historic look as one of Iowa's greatest landmarks.

Progress of the Work:

Work completed in 2009 & 2010

- Raised the brass handrail surrounding the 2nd floor rotunda to 42" per code to maximize safety.
- Installed new electrical outlets at base.
- Created an area in the attic dedicated to storing combustibles to maximize safety.
- To enhance safety, installed card readers, electrified hardware and other security features at 48 doors along the public corridors.
- To minimize energy costs, installed a lighting automation system and put all public corridor lights on a schedule.
- Repaired all 24 round radiators in the 1st floor corridor.
- Installed additional HVAC equipment to cover gaps in demand for heating or cooling between the seasons.
- To minimize the chance of freezing and subsequent water damage, replaced water coils with glycol coils in 6 air handling units.
- Moved the Tour Guides from 1st floor to ground floor.

Infrastructure Appropriations for Capitol Complex Facilities

Capitol Interior and Exterior Restoration

- Replaced the south rotunda elevator and updated the controls of 2 others to enhance safety and to be code/ADA compliant.
- Repaired window frames/sills and repainted 60+ exterior windows on the west projection of the Capitol.
- Set the 2nd of 2 American Civil War cannons on the west side of the Capitol.

Work contracted for in 2011

- In the center of the 1st floor rotunda, installing a replica of the original glass floor which was replaced in 1915 by the current handrail.
- To minimize potential damage to recently restored restoration painting in the public corridor's from the build up of condensation, installing a new air handling unit in attic to dedicated to delivering conditioned air to these areas. Also, this will enhance comfort to occupants and help alleviate other problems like doors sticking in the summer. This applies to public corridors on ground, 1st, 2nd and 3rd floors.
- To eliminate any tripping hazards and ADA issues, replacing the existing drop cords on the floor of the Law Library with hard wired electrical outlets routed under the floor.
- To minimize water damage from clogged AC units in various rooms, installing a large filter as the Capitol Complex chilled water system enters the Capitol.
- To eliminate numerous water leaks, removing a large amount of redundant mechanical piping in the southwest attic (above Rooms 321 & 322, southwest of Senate chamber).

Work to do in 2012 and beyond

- Expanding the existing fire sprinkler system to east ground floor.
- Converting the wet fire sprinkler system to a dry system to minimize water damage.
- Implementing a leak detection system throughout the building.
- Separating underground sanitary sewers from storm sewers to minimize water supply pollution.
- Repairing a collapsed underground storm sewer in the southwest lawn.
- Improving accessibility to the Capitol by making the steep sidewalk running south of the Capitol ADA compliant.
- Refinishing the exterior of select windows to avoid total replacement.
- Rerouting the fresh air ducts in the 4 pavilions.
- Repairing the basement floor to minimize tripping hazards.
- Providing safety enhancements such as pop up barriers at both ends of the west drive.
- Extending the security "knee wall" along Grand Avenue and Finkbine to Walnut Street.
- Finish the replacement of the west driveway, only south half remains.
- Updating the exterior building lights with an energy efficient lighting.
- Making select restorations to the Law Library's including a rare book viewing area.
- Restoring the West Mall's fountain.
- Other enhancements involve separate vendors on fire detection, building security and building (temperature) automation.
- Fire watch and administrative services provided by DAS

Infrastructure Appropriations for Capitol Complex Facilities

Capitol Interior and Exterior Restoration

Estimated Completion Date:

Work is on-going and dependent upon continued funding.

Total Estimated Cost: \$114,000,000

Estimated cost is based on funds received between 1983 and 2010. Additional details are available upon request. The department's 5-year plan includes additional funding requests for ongoing improvements.

Additional funds have been received from "Friends of the Capitol" and from the Dept. of Management for office space modifications.

Financial Summary for Capitol Interior and Exterior Restoration

<i>Fiscal Year</i>	<i>Fund Source</i>	<i>Accounting Codes</i>	<i>Reversion Date</i>	<i>Appropriated Amount</i>	<i>Additional</i>	<i>Total Funds</i>	<i>Total Contracted</i>	<i>Total Expended</i>	<i>Open Contracts</i>	<i>Available Balance</i>
2007	TSTF II	0942-335-041T-041T	6/30/2010	\$6,830,000	\$14,062	\$6,844,062	\$6,844,062	\$6,844,062	\$0	\$0
2008	RIIF	0017-335-017T-17T8	6/30/2011	\$6,300,000	\$56,768	\$6,356,768	\$6,177,284	\$6,121,911	\$55,373	\$179,484
2009	RIIF	0017-335-017T-17T9	6/30/2012	\$1,900,000	\$0	\$1,900,000	\$2,032,415	\$1,990,046	\$42,369	(\$132,415)
2010	RIIF	0017-335-017T-CA10	6/30/2013	\$5,000,000	\$0	\$5,000,000	\$3,084,676	\$2,497,679	\$586,997	\$1,915,324
<i>Totals for Capitol Interior and Exterior Restoration:</i>				\$20,030,000	\$70,830	\$20,100,830	\$18,138,437	\$17,453,697	\$684,739	\$1,962,393

Notes on Financial Summary: 17T8 and 17T9 appropriated funds have been rolled together for tracking purposes. In 1/3 some expenses are recorded as 17T8 and some as 17T9 (further information will be provided upon request).

Wallace Building Short Term Renovation

Description of the Work:

Removal of the parking deck, tenant improvements, life safety improvements and modifications to the atrium heating, ventilating and air conditioning system.

Progress of the Work:

The parking deck has been removed and replaced by a surface parking lot. Replacement of fire alarm system components and replacement of smoke detectors in the ductwork is underway. Other improvements, including tenant improvements on the first floor, are on hold pending further direction from the legislature on the building's future.

Estimated Completion Date: August 2013

Schedule to be determined subject to legislative direction on the building's future.

Total Estimated Cost: \$2,125,000

Estimated cost includes a prior appropriation of \$625,000. It is anticipated that all appropriated funds will be expended.

Infrastructure Appropriations for Capitol Complex Facilities

Wallace Building Short Term Renovation

Financial Summary for Wallace Building Short Term Renovation

<i>Fiscal Year</i>	<i>Fund Source</i>	<i>Accounting Codes</i>	<i>Reversion Date</i>	<i>Appropriated Amount</i>	<i>Additional</i>	<i>Total Funds</i>	<i>Total Contracted</i>	<i>Total Expended</i>	<i>Open Contracts</i>	<i>Available Balance</i>
2010	RIIF	0017-335-019T-WA10	6/30/2013	\$1,500,000	\$0	\$1,500,000	\$532,321	\$482,224	\$50,097	\$967,679
<i>Totals for Wallace Building Short Term Renovation:</i>				\$1,500,000	\$0	\$1,500,000	\$532,321	\$482,224	\$50,097	\$967,679

West Capitol Terrace/Removal of Parking Lots 7 & 8

Description of the Work:

Funding has been provided for planning and design, including removal of temporary parking lots 7 and 8 west of the Capitol and replacement with an ADA compliant walkway between East 7th and Finkbine, including landscaping to create a major public greenspace at the west entrance to the Capitol Complex. Funding is for Phase 1 only, which includes removal of the parking lots and creation of a plaza comparable in width to the East Locust Street right-of-way.

Progress of the Work:

The parking lots were removed in the summer of 2006. Phase 1 work was completed in 2007. Phase 2 work was completed in 2009. Phase 3 work may begin in 2011, pending demolition of the 707 and 709 E. Locust Street structures.

Estimated Completion Date: August 2011

Phase 2 work is complete except for the area adjacent to E. Locust and E. 7th and Pennsylvania Ave. Completion of Phase 3 is dependent upon additional funding.

Total Estimated Cost: \$5,950,000

Approximately \$240,000 remains available to complete Phase 2. The department's 5-year plan includes additional funding requests for Phase 3. This request includes \$1 million for a fountain feature, which may be a public/private project.

Additional funds were received from the Dept. of Transportation.

Financial Summary for West Capitol Terrace/Removal of Parking Lots 7 & 8

<i>Fiscal Year</i>	<i>Fund Source</i>	<i>Accounting Codes</i>	<i>Reversion Date</i>	<i>Appropriated Amount</i>	<i>Additional</i>	<i>Total Funds</i>	<i>Total Contracted</i>	<i>Total Expended</i>	<i>Open Contracts</i>	<i>Available Balance</i>
2008	RIIF	0017-335-014T-14T8	6/30/2011	\$1,600,000	\$44,925	\$1,644,925	\$1,403,347	\$1,403,347	\$0	\$241,578
<i>Totals for West Capitol Terrace/Removal of Parking Lots 7 & 8:</i>				\$1,600,000	\$44,925	\$1,644,925	\$1,403,347	\$1,403,347	\$0	\$241,578

Repairs to Parking Lots and Sidewalks

Infrastructure Appropriations for Capitol Complex Facilities

Repairs to Parking Lots and Sidewalks

Description of the Work:

Repairs to various parking lots on the Capitol Complex.

Progress of the Work:

Work has been completed on lots 1, 2, 3, 4, 6, 10, 11, 12, 14, 16 and 19.

Estimated Completion Date: August 2011

Minor work remains adjacent to the Soldier's and Sailor's monument (replacement of a stairway) and this work should be completed in Spring 2011.

Total Estimated Cost: \$3,325,000

Estimated cost includes a prior year appropriation. It is anticipated that all appropriated funds will be expended. The department's 5-year plan includes a request for additional parking lot improvements. The department's 5-year plan includes funding requests for additional parking lot improvements, including surfacing of the gravel lots on the north side of the complex.

Additional funding was received from various related DAS operational budgets.

Financial Summary for Repairs to Parking Lots and Sidewalks

<i>Fiscal Year</i>	<i>Fund Source</i>	<i>Accounting Codes</i>	<i>Reversion Date</i>	<i>Appropriated Amount</i>	<i>Additional</i>	<i>Total Funds</i>	<i>Total Contracted</i>	<i>Total Expended</i>	<i>Open Contracts</i>	<i>Available Balance</i>
2008	RIIF	0017-335-012T-12T8	6/30/2011	\$1,650,000	\$130,000	\$1,780,000	\$1,774,637	\$1,774,637	\$0	\$5,363
<i>Totals for Repairs to Parking Lots and Sidewalks:</i>				\$1,650,000	\$130,000	\$1,780,000	\$1,774,637	\$1,774,637	\$0	\$5,363

Electrical Distribution System Upgrade

Description of the Work:

Provide for continued repair, replacement and upgrades to the primary distribution system for the Capitol Complex, including replacement and relocation of transformers in the Capitol, full generation for the Capitol Complex and specific generation improvements for Public Health and Information Technology. Work is being phased to initially meet the needs of Public Health and Information Technology, and that work has been funded and is nearing completion. When the project is complete, the entire primary loop system will be replaced or upgraded and the complex will have full back-up generation.

Progress of the Work:

Primary and alternate feeds from MidAmerican have been replaced. Five emergency generators are operational. Installation of underground ducts for the electrical loops for the east and west sides of the complex is completed. Installation of secondary feed conduits from transformer pads to main distribution panels in buildings is complete.

Work on several related projects is underway:

Capitol Complex Electrical Distribution Loop: Install grounding load-break adapters on all medium voltage transformers on the complex distribution loop.

Infrastructure Appropriations for Capitol Complex Facilities

Electrical Distribution System Upgrade

This will make the system safer to work on. A construction contract has been awarded and work will begin this spring after the Legislative Session.

Street Light Circuit Wiring Replacement: Construction documents are being prepared to replace the conduit, handholes, and wiring serving the existing state owned street lighting. The wiring system is old and has had several failures in the recent past.

Phase Loss Protection: An engineering firm has been selected to conduct a phase loss protection study for all of the building service entrances on the complex and provide recommendations for action. After a plan of action has been determined, construction documents will be prepared for bidding.

Hoover Building Metering: Electrical sub-metering is to be installed in the Hoover Building to determine actual energy consumption of each floor including the two basement levels. Meters have been purchased. After installation, they will be programmed and added to the existing complex electrical monitoring program.

Arc Flash Study for Entire Complex: An arc flash study for the entire Capitol Complex Electrical System and the Ankeny Labs is nearing completion. After completion, the Capitol Complex will be up-to-date on NFPA required arc flash protection.

Estimated Completion Date: August 2012

Hoover metering and ground arrester work will be completed by the end of 2011; Street light circuit wiring replacement will be completed by Fall 2011. Other work will be completed by August 2012.

Total Estimated Cost: \$4,310,960

The department's 5-year plan includes additional funding requests continued improvements, including expansion of service in preparation for expansion on the north side of the complex.

Financial Summary for Electrical Distribution System Upgrade

<i>Fiscal Year</i>	<i>Fund Source</i>	<i>Accounting Codes</i>	<i>Reversion Date</i>	<i>Appropriated Amount</i>	<i>Additional</i>	<i>Total Funds</i>	<i>Total Contracted</i>	<i>Total Expended</i>	<i>Open Contracts</i>	<i>Available Balance</i>
2008	RIIF	0017-335-020T-20T8	6/30/2011	\$3,460,960	\$0	\$3,460,960	\$3,422,483	\$3,415,868	\$6,615	\$38,477
2010	RIIF	0017-335-020T-EL10	6/30/2013	\$850,000	\$0	\$850,000	\$120,755	\$71,542	\$49,213	\$729,245
<i>Totals for Electrical Distribution System Upgrade:</i>				\$4,310,960	\$0	\$4,310,960	\$3,543,237	\$3,487,410	\$55,828	\$767,723

Capitol Complex Alternative Energy System

Description of the Work:

This work is related to conversion of equipment to support the use of bio-fuels as recommended by Executive Order #6, and for other alternative energy considerations.

Infrastructure Appropriations for Capitol Complex Facilities

Capitol Complex Alternative Energy System

Progress of the Work:

The feasibility of wind generation on complex was briefly investigated as was the use of bio-diesel fuels for boilers. Iowa State University is now working with the department to evaluate the feasibility of using bio-oil rather than bio-diesel in boilers on the Capitol Complex. ISU's work includes development of procedures and specifications for burning bio-oil.

Estimated Completion Date: August 2012

Total Estimated Cost: \$200,000

It is estimated that all funds will be utilized. The department's 5-year plan includes additional funding requests for continued development of alternative energy methods.

Financial Summary for Capitol Complex Alternative Energy System

<i>Fiscal Year</i>	<i>Fund Source</i>	<i>Accounting Codes</i>	<i>Reversion Date</i>	<i>Appropriated Amount</i>	<i>Additional</i>	<i>Total Funds</i>	<i>Total Contracted</i>	<i>Total Expended</i>	<i>Open Contracts</i>	<i>Available Balance</i>
2009	TSTF II	0942-335-001T-01T9	6/30/2012	\$200,000	\$0	\$200,000	\$139,953	\$17,981	\$121,972	\$60,047
<i>Totals for Capitol Complex Alternative Energy System:</i>				\$200,000	\$0	\$200,000	\$139,953	\$17,981	\$121,972	\$60,047

Property Acquisition and Related Services, including acquisition of Mercy Capitol hospital.

Description of the Work:

Fund property acquisition and services related to property acquisition at the Capitol Complex including appraisals and environmental assessments. Appropriation 058T is specifically for the purchase of the Mercy Capitol hospital building to extend the Capitol Complex footprint and provide additional short term space for offices and storage needs.

Progress of the Work:

Funds have been used to evaluate properties under consideration and for acquisition. In 2007, 1022 Des Moines Street and 709 E. Locust Street were acquired. In 2009, the Mercy Capitol hospital (now referred to as the Iowa Building) was acquired. The Capitol Complex and Mercy Capitol traded parking lots during 2008 in anticipation of the acquisition. Additional funds have been provided as part of the new office building appropriation, in addition to the specific property acquisition appropriation included in this project summary.

Estimated Completion Date: August 2011

Acquisition of the Mercy Capitol hospital building (the Iowa Building) is complete and the State has begun to occupy the building.

Total Estimated Cost: \$5,519,961

Total cost for the hospital was \$4.55 million. Just under \$77,000 remains from the hospital acquisition appropriation, and could be used for related acquisition costs to be determined. An additional \$4,000 remains from in other property acquisition funds. The department's 5-year plan includes

Infrastructure Appropriations for Capitol Complex Facilities

Property Acquisition and Related Services, including acquisition of Mercy Capitol hospital.

additional funding requests for acquisitions that may arise in the near term. \$1 million in appropriated funds was transferred to the JumpStart Housing program for flood relief.

Additional funds were received from the trade of land and with the Iowa Association of Community College Trustees for 707 E. Locust Street; and from Iowa Prison Industries.

Financial Summary for Property Acquisition and Related Services, including acquisition of Mercy Capitol hospital.

<i>Fiscal Year</i>	<i>Fund Source</i>	<i>Accounting Codes</i>	<i>Reversion Date</i>	<i>Appropriated Amount</i>	<i>Additional</i>	<i>Total Funds</i>	<i>Total Contracted</i>	<i>Total Expended</i>	<i>Open Contracts</i>	<i>Available Balance</i>
2007	TSTF II	0942-335-077R-R770	6/30/2010	\$487,477	\$3,200	\$490,677	\$490,677	\$490,677	\$0	\$0
2008	RIIF	0017-335-011T-11T8	6/30/2011	\$1,000,000	\$79,284	\$1,079,284	\$1,075,100	\$1,075,100	\$0	\$4,184
2009	RIIF	0017-335-058T-058T	6/30/2012	\$3,950,000	\$0	\$3,950,000	\$3,873,085	\$3,873,085	\$0	\$76,915
2009	RIIF	0017-335-011T-11T9	6/30/2012	\$1,000,000	\$0	\$1,000,000	\$1,000,000	\$1,000,000	\$0	\$0
<i>Totals for Property Acquisition and Related Services, including acquisition of Mercy Capitol hospital.:</i>				\$6,437,477	\$82,484	\$6,519,961	\$6,438,862	\$6,438,862	\$0	\$81,099

Relocation and Leasing Assistance

Description of the Work:

Funding is for move related expenses, temporary lease costs, tenant improvements at leased locations and other relocation expenses related to renovation of and movement into buildings on the Capitol Complex. This funding enables selected agencies that are currently paying for leases off-complex to return to the Capitol Complex. It also allows for the temporary relocation of agencies on the Capitol Complex to off-complex locations, as may be required from time to time depending upon changing program needs on and off complex. In 2010 some funds were used for tenant improvements at the Mercy Capitol building to enable agencies to return to the Capitol Complex.

Progress of the Work:

In 2010, the Office of Drug Control Policy was returned from leased space to the Wallace Building. Also, the Dept. for Blind storage and the Iowa College Student Aid Commission were returned from leased space to the Iowa Building (Mercy Capitol).

Estimated Completion Date: August 2011

Leasing and relocation work is on-going and it is expected that completion of the project(s) will coincide with reversion of the funds.

Total Estimated Cost: \$9,707,303

Estimated cost includes funds appropriated since FY2003. Of this amount \$484,584 was allocated specifically for DOC, BOP, DCA and CBC purposes. It is anticipated that the full amount of funds appropriated will be expended.

DMACC and agencies moving into Mercy Capitol will reimburse the department for some of their tenant improvement costs.

Infrastructure Appropriations for Capitol Complex Facilities

Relocation and Leasing Assistance

Financial Summary for Relocation and Leasing Assistance

<i>Fiscal Year</i>	<i>Fund Source</i>	<i>Accounting Codes</i>	<i>Reversion Date</i>	<i>Appropriated Amount</i>	<i>Additional</i>	<i>Total Funds</i>	<i>Total Contracted</i>	<i>Total Expended</i>	<i>Open Contracts</i>	<i>Available Balance</i>
2007	RIIF	0017-335-040T-040T	6/30/2010	\$1,824,500	\$0	\$1,824,500	\$1,694,450	\$1,621,319	\$73,131	\$130,050
2008	RIIF	0017-335-OR08-R088	6/30/2011	\$1,824,500	\$0	\$1,824,500	\$213,130	\$213,130	\$0	\$1,611,370
2008	RIIF	0017-335-OR08-R089	6/30/2011	\$0	\$0	\$0	\$730,192	\$640,437	\$89,754	(\$730,192)
<i>Totals for Relocation and Leasing Assistance:</i>				\$3,649,000	\$0	\$3,649,000	\$2,637,772	\$2,474,887	\$162,885	\$1,011,228

Notes on Financial Summary: Expenses for R088 appropriated funds are tracked as R088 or R089 depending upon the fiscal year. In some cases, expenses shown may reflect prior year appropriations. (Further information, including prior year appropriations not shown in this report, will be provided upon request.)

Mercy Capitol Operations

Description of the Work:

Funding provides for the essential facility maintenance for the Mercy Capitol site including maintenance engineering, custodial services and utilities, primarily from the date of acquisition until the end of FY2011.

Progress of the Work:

DAS began providing these services upon acquisition of the building in mid-December 2009.

Estimated Completion Date:

Total Estimated Cost: \$1,595,993

Association fees will supplement this budget as agencies move into the building in FY2010. The total annual cost for operations is estimated at \$ 1,228,243. The FY2012 request for this work is \$1,059,766.

Association fees will supplement this budget as agencies move into the building in FY2010.

Financial Summary for Mercy Capitol Operations

<i>Fiscal Year</i>	<i>Fund Source</i>	<i>Accounting Codes</i>	<i>Reversion Date</i>	<i>Appropriated Amount</i>	<i>Additional</i>	<i>Total Funds</i>	<i>Total Contracted</i>	<i>Total Expended</i>	<i>Open Contracts</i>	<i>Available Balance</i>
2010	RIIF	0017-005-OC13-MH10	6/30/2013	\$500,000	\$9,680	\$509,680	\$481,214	\$481,214	\$0	\$28,466
2011	RIIF	0017-005-OC13-OC13	6/30/2014	\$1,083,175	\$3,138	\$1,086,313	\$230,874	\$216,434	\$14,440	\$855,440
<i>Totals for Mercy Capitol Operations:</i>				\$1,583,175	\$12,818	\$1,595,993	\$712,088	\$697,648	\$14,440	\$883,905

Pedestrian/Utility Tunnel Repairs

Infrastructure Appropriations for Capitol Complex Facilities

Pedestrian/Utility Tunnel Repairs

Description of the Work:

Planning, design and repairs to all of the pedestrian and utility tunnels on the Capitol Complex. The project funding is part of a proposed five year plan to address the badly needed repairs.

Progress of the Work:

Funding is in place and work is under way for the most critical components of the project, including 1) installation of fire doors and smoke compartments within the tunnel system, 2) improvements to the ventilation system serving the Lucas/Capitol tunnel, and 3) installation of a smoke detection/fire alarm system for the tunnels. Future plans call for repair or replacement of the tunnel under Grand Avenue as well as other work associated with a five year plan.

Estimated Completion Date: August 2011

Funded work will be complete in Spring 2011. Completion of other improvements is dependent upon funding.

Total Estimated Cost: \$26,546,000

Estimated cost includes the department's 5-year plan funding requests for additional improvements to the tunnel system, based on master plan that has been developed.

Financial Summary for Pedestrian/Utility Tunnel Repairs

<i>Fiscal Year</i>	<i>Fund Source</i>	<i>Accounting Codes</i>	<i>Reversion Date</i>	<i>Appropriated Amount</i>	<i>Additional</i>	<i>Total Funds</i>	<i>Total Contracted</i>	<i>Total Expended</i>	<i>Open Contracts</i>	<i>Available Balance</i>
2008	RIIF	0017-335-010T-10T8	6/30/2011	\$260,000	\$0	\$260,000	\$899,295	\$497,651	\$401,644	(\$639,295)
2009	RIIF	0017-335-010T-10T9	6/30/2012	\$1,000,000	\$0	\$1,000,000	\$16,863	\$0	\$16,863	\$983,137
<i>Totals for Pedestrian/Utility Tunnel Repairs:</i>				\$1,260,000	\$0	\$1,260,000	\$916,158	\$497,651	\$418,507	\$343,842

Central Energy Plant and Facilities Management Center Additions and Improvements

Description of the Work:

This project provides design and construction services for improvements and additions to the Central Energy Plant, the Central Energy Plant cooling equipment, and the Facilities Management Center Building.

Progress of the Work:

An addition to the Central Energy Plant has been completed. Expansion of the Facilities Management Center and façade improvements are on hold pending additional funding.

Estimated Completion Date: August 2011

Work is in close-out.

Total Estimated Cost: \$2,907,000

Infrastructure Appropriations for Capitol Complex Facilities

Central Energy Plant and Facilities Management Center Additions and Improvements

The department's 5-year plan includes funding requests for additional enhancements.

Financial Summary for Central Energy Plant and Facilities Management Center Additions and Improvements

<i>Fiscal Year</i>	<i>Fund Source</i>	<i>Accounting Codes</i>	<i>Reversion Date</i>	<i>Appropriated Amount</i>	<i>Additional</i>	<i>Total Funds</i>	<i>Total Contracted</i>	<i>Total Expended</i>	<i>Open Contracts</i>	<i>Available Balance</i>
2008	RIIF	0017-335-OR06-R068	6/30/2011	\$998,000	\$0	\$998,000	\$998,000	\$996,400	\$1,600	\$0
2010	RIIF	0017-335-OR06-CE10	6/30/2013	\$623,000	\$0	\$623,000	\$610,745	\$539,776	\$70,970	\$12,255
<i>Totals for Central Energy Plant and Facilities Management Center Additions and Improvements:</i>				\$1,621,000	\$0	\$1,621,000	\$1,608,745	\$1,536,176	\$72,570	\$12,255

Install Pre-Heat Piping - Lucas Building

Description of the Work:

Install heating coils in main air handling units of the Lucas State Office Building.

Progress of the Work:

Work is nearing completion and in close-out phase.

Estimated Completion Date: August 2011

Total Estimated Cost: \$300,000

Approximately \$17,000 remains, and the department is evaluating additional needs.

Financial Summary for Install Pre-Heat Piping - Lucas Building

<i>Fiscal Year</i>	<i>Fund Source</i>	<i>Accounting Codes</i>	<i>Reversion Date</i>	<i>Appropriated Amount</i>	<i>Additional</i>	<i>Total Funds</i>	<i>Total Contracted</i>	<i>Total Expended</i>	<i>Open Contracts</i>	<i>Available Balance</i>
2009	TSTF II	0942-335-002T-02T9	6/30/2012	\$300,000	\$0	\$300,000	\$280,615	\$278,389	\$2,227	\$19,385
<i>Totals for Install Pre-Heat Piping - Lucas Building:</i>				\$300,000	\$0	\$300,000	\$280,615	\$278,389	\$2,227	\$19,385

Hoover HVAC Improvements

Description of the Work:

The project is replacing old pneumatic controls with direct digital controls for electronic monitoring. The replacement of this old system will result in greater energy efficiency and dependability.

Progress of the Work:

Work is approximately 70% complete.

Infrastructure Appropriations for Capitol Complex Facilities

Hoover HVAC Improvements

Estimated Completion Date: August 2013

Total Estimated Cost: \$2,903,079

The Dept. of Human Services contributed some funds for work directly associated with their spaces in the Hoover Building.

Financial Summary for Hoover HVAC Improvements

<i>Fiscal Year</i>	<i>Fund Source</i>	<i>Accounting Codes</i>	<i>Reversion Date</i>	<i>Appropriated Amount</i>	<i>Additional</i>	<i>Total Funds</i>	<i>Total Contracted</i>	<i>Total Expended</i>	<i>Open Contracts</i>	<i>Available Balance</i>
2008	RIIF	0017-335-OR09-R098	6/30/2011	\$1,320,000	\$0	\$1,320,000	\$1,313,768	\$1,273,468	\$40,300	\$6,232
2010	RIIF	0017-335-OR09-HO10	6/30/2013	\$1,500,000	\$83,079	\$1,583,079	\$1,282,865	\$1,282,865	\$0	\$300,214
<i>Totals for Hoover HVAC Improvements:</i>				\$2,820,000	\$83,079	\$2,903,079	\$2,596,633	\$2,556,333	\$40,300	\$306,446

Hoover Security and Firewall Protection

Description of the Work:

Installation of security and firewalls between elevator lobby and office spaces at 2nd Floor (Attorney General's Office) and 5th Floor (Human Services Offices) of Hoover State Office Building.

Progress of the Work:

Work is nearing completion and in close-out phase.

Estimated Completion Date: February 2011

Total Estimated Cost: \$165,000

Financial Summary for Hoover Security and Firewall Protection

<i>Fiscal Year</i>	<i>Fund Source</i>	<i>Accounting Codes</i>	<i>Reversion Date</i>	<i>Appropriated Amount</i>	<i>Additional</i>	<i>Total Funds</i>	<i>Total Contracted</i>	<i>Total Expended</i>	<i>Open Contracts</i>	<i>Available Balance</i>
2009	RIIF	0017-335-057T-57T9	6/30/2012	\$165,000	\$0	\$165,000	\$163,462	\$163,462	\$0	\$1,538
<i>Totals for Hoover Security and Firewall Protection:</i>				\$165,000	\$0	\$165,000	\$163,462	\$163,462	\$0	\$1,538

Capitol Complex Master Plan

Description of the Work:

Provide for an update of the 2000 Capitol Complex Master Plan.

Progress of the Work:

The master plan is complete and ready for review by the legislature.

Infrastructure Appropriations for Capitol Complex Facilities

Capitol Complex Master Plan

Estimated Completion Date: January 2010

Total Estimated Cost: \$250,000

The department's 5-year plan includes additional funding requests master plan related planning services as a result of this Master Plan, including evaluation of existing buildings on complex and preliminary planning of a new state office building.

Financial Summary for Capitol Complex Master Plan

<i>Fiscal Year</i>	<i>Fund Source</i>	<i>Accounting Codes</i>	<i>Reversion Date</i>	<i>Appropriated Amount</i>	<i>Additional</i>	<i>Total Funds</i>	<i>Total Contracted</i>	<i>Total Expended</i>	<i>Open Contracts</i>	<i>Available Balance</i>
2009	RIIF	0017-335-054T-54T9	6/30/2012	\$250,000	\$0	\$250,000	\$249,728	\$249,728	\$0	\$272
<i>Totals for Capitol Complex Master Plan:</i>				\$250,000	\$0	\$250,000	\$249,728	\$249,728	\$0	\$272
<i>Totals for Infrastructure Appropriations for Capitol Complex Facilities:</i>				\$47,376,612	\$424,136	\$47,800,749	\$41,135,997	\$39,512,432	\$1,623,565	\$6,664,751

Infrastructure Appropriations for Human Services Facilities

Cherokee CCUSO Renovation

Description of the Work:

Renovation of additional housing "stacks" at the CCUSO operation to accommodate growth in patient admissions and provide a secure, safe environment for patients and staff. Design and installation of a new elevator/stair addition for CCUSO between south stacks B & C adding a handicap access elevator to the main administration building south side.

Progress of the Work:

Work is complete except for miscellaneous heating, ventilating and air conditioning improvements that are under way.

Estimated Completion Date: August 2011

Total Estimated Cost: \$3,629,000

It is anticipated that all appropriated funds will be expended.

Financial Summary for Cherokee CCUSO Renovation

<i>Fiscal Year</i>	<i>Fund Source</i>	<i>Accounting Codes</i>	<i>Reversion Date</i>	<i>Appropriated Amount</i>	<i>Additional</i>	<i>Total Funds</i>	<i>Total Contracted</i>	<i>Total Expended</i>	<i>Open Contracts</i>	<i>Available Balance</i>
2008	RIIF	0017-335-051T-051T	6/30/2012	\$1,579,000	\$1,138	\$1,580,138	\$1,580,138	\$494,610	\$1,085,528	\$0

Infrastructure Appropriations for Human Services Facilities

Cherokee CCUSO Renovation

<i>Totals for Cherokee CCUSO Renovation:</i>	\$1,579,000	\$1,138	\$1,580,138	\$1,580,138	\$494,610	\$1,085,528	\$0
--	-------------	---------	-------------	-------------	-----------	-------------	-----

Iowa Juvenile Home Powerhouse Replacement

Description of the Work:

Replace the existing powerhouse and all associated equipment, including: design and construction of geothermal heat pump system for heating and cooling; installation of furnaces in buildings that will not be served by geothermal system; installation of new centralized domestic hot water system; waterproofing existing tunnel system with asbestos removal as required; raze the existing Power House and removal of underground storage tanks; energy management improvements of window replacement, faucet and lighting upgrades, roof insulation and cooler and freezer replacement.

Progress of the Work:

Work is complete.

Estimated Completion Date: August 2011

Total Estimated Cost: \$9,825,704

It is anticipated that all appropriated funds will be expended.

Additional funds were received from the sale of scrap metal from demolition.

Financial Summary for Iowa Juvenile Home Powerhouse Replacement

<i>Fiscal Year</i>	<i>Fund Source</i>	<i>Accounting Codes</i>	<i>Reversion Date</i>	<i>Appropriated Amount</i>	<i>Additional</i>	<i>Total Funds</i>	<i>Total Contracted</i>	<i>Total Expended</i>	<i>Open Contracts</i>	<i>Available Balance</i>
2006	RIIF	0017-335-027T-27T6	6/30/2009	\$1,161,045	\$0	\$1,161,045	\$1,161,045	\$1,161,045	\$0	\$0
2007	RIIF	0017-335-053T-053T	6/30/2011	\$7,035,000	\$107,366	\$7,142,366	\$7,136,511	\$7,041,782	\$94,729	\$5,855
2007	TSTF II	0942-335-042T-042T	6/30/2010	\$1,521,045	\$1,248	\$1,522,293	\$1,522,293	\$1,522,293	\$0	\$0
<i>Totals for Iowa Juvenile Home Powerhouse Replacement:</i>				\$9,717,090	\$108,614	\$9,825,704	\$9,819,849	\$9,725,120	\$94,729	\$5,855

Iowa Juvenile Home Education & Infirmary Building

Description of the Work:

Construct a new school/infirmary building at the Iowa Juvenile Home; renovate existing school building; demolish old infirmary and Wilson Cottage. The construction will provide substantially increased space for vocational instruction and training, provide a science lab to be used in conjunction with academic classes, and build a modern gym. The construction will also allow the infirmary to be moved from its present outdated and inefficient space into the basement of the new building.

Infrastructure Appropriations for Human Services Facilities

Iowa Juvenile Home Education & Infirmary Building

Progress of the Work:

Construction is complete and the new building is in use.

Estimated Completion Date: August 2010

Total Estimated Cost: \$8,139,179

Approximately \$12,000 remains unexpended. Refer to "Notes on Financial Summary" below.

Additional funds were received from a vendor as reimbursement for a purchasing error.

Financial Summary for Iowa Juvenile Home Education & Infirmary Building

<i>Fiscal Year</i>	<i>Fund Source</i>	<i>Accounting Codes</i>	<i>Reversion Date</i>	<i>Appropriated Amount</i>	<i>Additional</i>	<i>Total Funds</i>	<i>Total Contracted</i>	<i>Total Expended</i>	<i>Open Contracts</i>	<i>Available Balance</i>
2007	TSTF II	0942-335-076R-R670	6/30/2010	\$5,030,668	\$0	\$5,030,668	\$5,012,821	\$5,012,821	\$0	\$17,847
2008	RIIF	0017-335-036T-36T8	6/30/2011	\$3,100,000	\$8,511	\$3,108,511	\$3,105,297	\$3,105,297	\$0	\$3,214
<i>Totals for Iowa Juvenile Home Education & Infirmary Building:</i>				\$8,130,668	\$8,511	\$8,139,179	\$8,118,118	\$8,118,118	\$0	\$21,061

Notes on Financial Summary: R670 includes an additional encumbered amount of \$9,484.09, which is not yet reflected on I/3. Actual open contract amount is \$8,362.79 and remaining balance is \$9,484.09. I/3 information on 36T8 does not accurately reflect actual appropriations and expenditures. Total contracted and expended amounts: \$3,063,449.98; available balance: \$2,789.02. (Further information will be provided upon request.)

Woodward Resource Center Wastewater Treatment Plant

Description of the Work:

Replace the 70-year old wastewater treatment plant at the Woodward Resource Center to comply with health and safety standards issued by the state Department of Natural Resources (DNR) for wastewater treatment plants.

Progress of the Work:

Plant is operational; additional improvements to the system that became evident after the 2008 floods are now under way. This includes expansion of the treatment lagoon. Design is under way and the project will be bid this spring. Work will be completed in Fall of 2011 or Spring of 2012.

Estimated Completion Date: August 2012

Completion in Fall of 2011 will be dependent upon weather.

Total Estimated Cost: \$2,443,000

It is expected that all funds will be expended.

Infrastructure Appropriations for Human Services Facilities

Woodward Resource Center Wastewater Treatment Plant

Financial Summary for Woodward Resource Center Wastewater Treatment Plant

<i>Fiscal Year</i>	<i>Fund Source</i>	<i>Accounting Codes</i>	<i>Reversion Date</i>	<i>Appropriated Amount</i>	<i>Additional</i>	<i>Total Funds</i>	<i>Total Contracted</i>	<i>Total Expended</i>	<i>Open Contracts</i>	<i>Available Balance</i>
2007	TSTF II	0942-335-047T-047T	6/30/2012	\$2,443,000	\$0	\$2,443,000	\$1,670,969	\$1,598,665	\$72,304	\$772,031
<i>Totals for Woodward Resource Center Wastewater Treatment Plant:</i>				\$2,443,000	\$0	\$2,443,000	\$1,670,969	\$1,598,665	\$72,304	\$772,031
<i>Totals for Infrastructure Appropriations for Human Services Facilities:</i>				\$21,869,758	\$118,263	\$21,988,021	\$21,189,073	\$19,936,512	\$1,252,561	\$798,948

Infrastructure Appropriations for Terrace Hill Facilities

Terrace Hill Maintenance

Description of the Work:

For repairs to the exterior of the mansion and carriage house, including roofs, windows and ornamental exterior components; for design of a new boiler system, including investigation of a geo-thermal system; for design of a new kitchen; for signage, for plaster repairs and for replacement of historic carpeting in the mansion's main corridors.

Progress of the Work:

Carpeting is replaced; exterior lighting improvements have been completed; a study for a geo-thermal system has been completed and miscellaneous repairs have been completed. Continued planning on the geo-thermal system is underway and funds are available to install a new geo-thermal system, with the intent to issue bids for the work this year. Funds are not available for replacement of the kitchen.

Estimated Completion Date: August 2012

Total Estimated Cost: \$1,738,386

Funds are not available for kitchen improvements. At this point, additional funds have not been requested.

The Terrace Hill Foundation received a Save America's Treasures grant to assist with the exterior repair work and funds were transferred to the department.

Financial Summary for Terrace Hill Maintenance

<i>Fiscal Year</i>	<i>Fund Source</i>	<i>Accounting Codes</i>	<i>Reversion Date</i>	<i>Appropriated Amount</i>	<i>Additional</i>	<i>Total Funds</i>	<i>Total Contracted</i>	<i>Total Expended</i>	<i>Open Contracts</i>	<i>Available Balance</i>
2006	RIIF	0017-335-030T-30T6	6/30/2009	\$571,000	\$136,386	\$707,386	\$779,045	\$779,045	\$0	(\$71,659)

Infrastructure Appropriations for Terrace Hill Facilities

Terrace Hill Maintenance

Financial Summary for Terrace Hill Maintenance

<i>Fiscal Year</i>	<i>Fund Source</i>	<i>Accounting Codes</i>	<i>Reversion Date</i>	<i>Appropriated Amount</i>	<i>Additional</i>	<i>Total Funds</i>	<i>Total Contracted</i>	<i>Total Expended</i>	<i>Open Contracts</i>	<i>Available Balance</i>
2007	RIIF	0017-335-030T-30T8	6/30/2010	\$75,000	\$0	\$75,000	\$0	\$0	\$0	\$75,000
2009	TSTF	0198-335-009U-09U9	6/30/2012	\$186,457	\$0	\$186,457	\$130,616	\$127,353	\$3,263	\$55,841
2010	RIIF	0017-335-030T-TH10	6/30/2013	\$769,543	\$0	\$769,543	\$128,058	\$54,409	\$73,649	\$641,485
<i>Totals for Terrace Hill Maintenance:</i>				\$1,602,000	\$136,386	\$1,738,386	\$1,037,719	\$960,808	\$76,912	\$700,667

Notes on Financial Summary: 30T6 and 30T8 appropriated funds have been rolled together for tracking purposes. In 1/3 all expenses are recorded as 30T6 (further information will be provided upon request).

Totals for Infrastructure Appropriations for Terrace Hill Facilities: \$1,602,000 \$136,386 \$1,738,386 \$1,037,719 \$960,808 \$76,912 \$700,667

Infrastructure Appropriations for Veterans Affairs Facilities

Iowa Veterans Home Master Plan

Description of the Work:

Project management services for construction oversight. Several construction projects have been identified for implementation of the Veterans Home master plan.

Progress of the Work:

Funds will be transferred to the Iowa Veterans Home or used at the direction of the Iowa Veterans Home. Construction is underway.

Estimated Completion Date: December 2010

All funds have been expended.

Total Estimated Cost: \$200,000

Financial Summary for Iowa Veterans Home Master Plan

<i>Fiscal Year</i>	<i>Fund Source</i>	<i>Accounting Codes</i>	<i>Reversion Date</i>	<i>Appropriated Amount</i>	<i>Additional</i>	<i>Total Funds</i>	<i>Total Contracted</i>	<i>Total Expended</i>	<i>Open Contracts</i>	<i>Available Balance</i>
2009	RIIF	0017-335-001V-01V9	6/30/2012	\$200,000	\$0	\$200,000	\$200,000	\$200,000	\$0	\$0
<i>Totals for Iowa Veterans Home Master Plan:</i>				\$200,000	\$0	\$200,000	\$200,000	\$200,000	\$0	\$0

Infrastructure Appropriations for Veterans Affairs Facilities

<i>Totals for Infrastructure Appropriations for Veterans Affairs Facilities:</i>	\$200,000	\$0	\$200,000	\$200,000	\$200,000	\$0	\$0
--	-----------	-----	-----------	-----------	-----------	-----	-----

<i>Grand Totals for All Infrastructure Projects:</i>	\$154,209,793	\$4,184,838	\$158,394,631	\$132,304,441	\$124,913,934	\$7,390,507	\$26,090,190
---	---------------	-------------	---------------	---------------	---------------	-------------	--------------



**Return on Investment Program
FYs 08, 09 and 10 Project Status Report
12/15/10**

DAS is required to report on projects funded through the Return on Investment Program (ROI). The ROI program has been funded through an appropriation from the Technology Reinvestment Fund. The Technology Reinvestment Fund was created during the 2006 legislative session, and the first appropriations from this fund were for FY 2006-2007. The first report related to that fiscal year and was delivered to the legislature by January 1, 2008. This current report updates projects from the following three fiscal years. Following is the section of the Code for the report excerpted from 8.57C:

Annually, on or before January 1 of each year, a state agency that received an appropriation from this fund for the preceding fiscal year shall report to the joint transportation, infrastructure, and capitals appropriation subcommittee, the legislative services agency, the department of management, and the legislative capital projects committee of the legislative council the status of all ongoing projects for which an appropriation from this fund has been made. The report shall include a description of the project, the progress of work completed, the total estimated cost of the project, a list of all revenue sources being used to fund the project, the amount of funds expended, the amount of funds obligated, and an estimated completion date of the project.

Each project that received funding through the ROI program for the fiscal years contained in this report completed the following items. Where applicable, the ROI records for each project were used to complete items from Budget Offer and I/3 budget information.

- Project Name and Description
- All Revenue Sources for Funding
- Agency Submitting Request
- Percent of Completed Work
- Total Estimated Project Cost
- All Revenue Sources for Funding
- Expended Funds
- Obligated Funds
- Estimated Completion Date

DAS collected these data items for all applicable ROI projects and sent the completed report to the following parties on December 15, 2010 before the filing deadline of January 1, 2011:

Joint Transportation, Infrastructure and Capitals Appropriation Subcommittee
Legislative Services Agency
Department of Management
Legislative Capital Projects Committee of the Legislative Council

This table includes ROI reimbursements processed through DAS Finance, as of December 15, 2010.

Table A: FY 08 ROI Project Expenditures

Project Name	Agency	% Complete	Original Request	Adjusted Request	Expenditures to-date	Obligated Funds	Estimated Complete Date
Employee OnBoarding	Administrative Services	100%	\$ 150,000	\$ 142,500	\$ 142,500	\$ 0	Complete
Offender Management System to ICON	Corrections	100%	\$ 400,000	\$ 388,000	\$ 388,000	\$ 0	Complete
High School Transcript Repository	Education	100%	\$ 562,000	\$ 506,000	\$ 506,000	\$ 0	Complete
SharePoint External Connector License	Homeland Security/ Emergency Management	100%	\$ 80,000	\$ 55,614	\$ 55,614	\$ 0	Complete
ISO – Iron Key security project	Administrative Services	100%	\$ 0	\$ 21,986	\$ 21,986	\$ 0	Complete
Living Disaster Recovery Planning System	Homeland Security/ Emergency Management	100%	\$ 499,200	\$ 450,000	\$ 450,000	\$ 0	Complete
Automated Benefits Calculation Technology Enhancements	Human Services	100%	\$ 552,000	\$ 552,000	\$ 552,000	\$ 0	Complete
Electronic Behavioral Health Information System	Human Services	100%	\$ 324,000	\$ 324,000	\$ 324,000	\$ 0	Complete
Iowa Citizen Identifier	Human Services	100%	\$ 225,000	\$ 199,880	\$ 199,880	\$ 0	Complete
Child Welfare Data Coordination Capacity Building	Inspections & Appeals	100%	\$ 210,000	\$ 100,000	\$ 100,000	\$ 0	Complete
Remote Field Office Improvements	Natural Resources	100%	\$ 325,000	\$ 315,000	\$ 315,000	\$ 0	Complete
Electronic Tax Administration & Collection – E Services Expansion	Revenue	100%	\$ 465,000	\$ 410,530	\$ 410,530	\$ 0	Complete
ISO – additional SEIM hardware/software	Administrative Services	100%	\$ 0	\$ 4,470	\$ 4,470	\$ 0	Complete
Enterprise Encryption Effort	Administrative Services	100%	\$ 448,175	\$ 340,395	\$ 340,395	\$ 0	Complete (1)
Enterprise Encryption Effort –reallocated FY 07 funds	Administrative Services	100%	\$ 0	\$ 1,896	\$ 1,896	\$ 0	Complete
TOTALS			\$ 4,240,375	\$ 3,812,271	\$ 3,812,271	\$ 0	

(1) Remaining project funds from DEA FY 07 project of \$1,896 was allocated to the FY 08 project for additional encryption licenses.

**FY 08 appropriation within the Technology Reinvestment Fund to the Department of Administrative Services for technology improvement projects was \$3,810,375.00
FY 08 ROI funds reverted on June 30, 2010**

Table B. FY 08 ROI Project Descriptions and Funding Sources

1. Employee OnBoarding

Improves the Employee OnBoarding system within staffing-related services billing by re-engineering all dependant and supporting processes for these services billed to DAS customers (within all three branches of state government) in a consistent, time-based system. The project will provide to all customers and DAS administrators: cost analysis on a per unit basis consistently handled over many staffing-related services, utilization data at various aggregations to support both customers and DAS administrators, support new service design, enable what-if scenario forecasting, and both service and financial modeling with comparisons of actual and planning data.

Funding Sources: Funding for the continuation of this project is provided by ROI funding (\$142,500). Additional dollars for ITE staff (outside the team working directly on the project) are 100% funded by DAS.

2. Offender Management System to ICON

The ICON system is the offender management system of the Iowa Department of Corrections. The project funded with this request will be to enhance the ICON system so that it expands its ability to share data with all of the criminal justice agencies in Iowa as required by an agreement between the Governor and the Chief Judge. Work completed FY08: Completed Victim Confidential Information, TCU Drug Screen Assessment, Evidence-based Status, and .NET programming. Also began Critical Incident Reporting Module. Work to be completed FY09: Revise Custody Classification, revise Reception Report, program new Assessment, complete Electronic PSI, complete updates to Sex Offender Registry, and complete County Attorney data sharing.

Funding Sources: Of the total funds allocated for ICON in FY 08, 48% was funded from ROI funds and 52% were from other general fund appropriations.

3. Electronic Transcript (a.k.a. etranscript) and Student Record Exchange – formerly referred to as the High School Transcript Repository

This project will begin sending transactions from Iowa School Districts to Iowa's postsecondary on December 6, 2010; public secondary to public postsecondary is being paid for by the State. Private secondary and postsecondary may participate for a nominal fee – the network is open access. Next Spring, 2011, Districts will begin exchanging electronic student records. The project still includes the original concept of an electronic repository of high school transcript information that would enable a high school graduate to have their transcript sent to postsecondary institutions or employers electronically, as well as providing a central location for all high school transcripts. However, its focus has shifted to fulfill part of the State Longitudinal Data System Requirements, which was one of the four assurances the state agreed to in exchange for federal State Fiscal Stabilization Funds (SFSF) – a.k.a. Stimulus Money, while still meeting the original state legislative mandate. To further meet reporting requirements of SFSF transcript data will be integrated into EdInsight, the statewide education data warehouse, for analyses and reporting. Pearson NCS (now under the holding company Edustructures) was selected as the prime vendor in May 2009.

Funding Sources:

FY 08 - ROI: \$506,000

FY 09 - Senior Year Plus (General Fund): \$400,000

FY 10 – RIIF and Federal State Longitudinal Data System Grant: \$1,000,000

FY 11 – RIIF and Federal State Longitudinal Data System Grant: \$830,000

There will always be an ongoing cost in the neighborhood of \$450,000 as etranscripts is a brokers service through an Edustructure's server. In the industry it is referred to as a cloud of the software as a service (SAS) model.

4. SharePoint External Connector License

Expands the current Microsoft SharePoint software to include an external connector license. A project collaboration (web portal) site can create a single secured location to share and manage project team information (calendars, tasks, documents, etc.), manage document reviews and ownership status, and allow project teams to participate in alerts, discussion boards, surveys and announcements. The state's emergency management planning, exercise, and training will be managed using SharePoint, as well as other initiatives.

Funding Sources: Besides the ROI funds, federal Emergency Management Performance Grant funds have been used in this initiative.

5. Living Disaster Recovery Planning System

Living Disaster Recovery Planning System (LDRPS) is a software tool used for the development and maintenance of enterprise-wide Continuity of Operations (COOP) and Continuity of Government (COG) plans. The purpose of COOP and COG, also known as business or organizational continuity planning, is to identify how an organization will be able to either maintain or quickly resume their essential functions or critical services. LDRPS allows for the streamlined update of continuity plans for all agencies. This happens through the centralization of statewide employee, building, and vendor data and lessens the manual processes for tracking and updating. All gathered supporting documentation can be kept in the same place and all COOP COG personnel have access to the same version of documents at the same time. The ROI funds for this project are used for continuing technical support and enterprise-wide implementation of the tool. Implementation includes migrating existing continuity plans (in MS Word) throughout the enterprise into LDRPS and subsequent maintenance and enhancements occurring through direct agency-level interface with the plan management tool.

Funding Sources: Besides the ROI funds, federal Emergency Management Performance Grant funds have been used in this initiative. EMPG funds have been used to pay for state personnel to manage the project.

6. Automated Benefits Calculation Technology Enhancements

Modernizes the IABC system in three phases. Phase I creates a relational database model from existing files, allowing external interfaces to be updated to use the new database and user interface. Phase II of the project modifies the current batch processing system into a real-time update system. Phase III of the project replaces the existing user interface with a new web-based one. The new system will simplify maintenance and enhancement, provide information via SOA (web services) to applicable state agencies, and reduce the system's operating costs. The first phase of the project involved migrating the batch systems to operate as a real time system was implemented in early October with resounding success. The second phase involves moving the IABC system to a different platform and will be complete in late April. The third phase will enhance the user interfaces and system functionality and leverage the capabilities of the new platform. The third phase will begin in the summer of 2009.

Funding Sources: The first phase of the project has been completed. All of the ROI funding for this phase has been expended.

7. Electronic Behavioral Health Information System

Provides commercial, off-the-shelf, user configurable applications software for an electronic Behavioral Health Information System (BHIS) for six DHS facilities—four Mental Health Institutes and two Resource Centers. One of the Mental Health Facilities (Cherokee) also supports a Civil Commitment Unit for Sexual Offenders (CCUSO). The software includes integrated administrative, billing, financial, clinical, behavioral and pharmacy components.

Funding Sources: The project work continued in SFY 09 and the ROI funding for the project was fully expended. Ongoing funding is supported by the DHS facility appropriations.

8. Iowa Citizen Identifier

Designs and implements a state identifier (IID – Iowa ID) to simplify the collection and management processes of personal information for Iowa citizens. This DHS project works in partnership with ITE to produce an appropriate result for all stage agencies. The IID will be integrated within the Iowa A&A (Authentication and Authorization) system. This system provides account and access management for users of state computer systems. Assigning IIDs to citizen accounts and applying these IIDs to data stored within state agencies will simplify and enhance information sharing process.

The Unique Client ID project is executing and has reached mid-point in its execution plan. Thus far, we have completed our initial training program for implementation and administration of the MultiVue software chosen for the project, and have also completed Phase One of the Statement of Work (SOW) reached with VisionWare, the provider of MultiVue. Our next step will be resolving some data quality issues in preparation for Phase Two of the VisionWare SOW, scheduled to happen in mid January 2009.

Funding Sources: The phases of the project funded by the ROI funds have been completed. The Department will continue to work on the project and complete additional phases in the future.

9. Child Welfare Data Coordination Capacity Building

This project supported the development of an infrastructure to support electronic information sharing connections among Iowa Child Advocacy Board (ICAB) program offices and its volunteers across the state and between ICAB and the Courts, DHS, other child welfare agencies/officials and the general public.

Funding Sources: Related to this 100% ROI-funded project is the design and programming of a centralized ICAB program management application and an interactive ICAB website that is now underway with IOWAccess funding support and ICAB general fund dollars.

10. Remote Field Office Improvements

Expansion of the DNR's centralized network to our Con and Rec and ESD Field Office locations has been a great success. Many of the DNR's locations were running on an unreliable DSL or Cable broadband connection and could not connect to the DNR's network resources. Each upgraded site has had a dedicated T1 connection installed and is firewalled behind a Cisco network device. PCs at upgraded sites are now connected to the domain and can be centrally managed. Upgraded sites include: Manchester, Mason City, Spencer, Atlantic, Des Moines, Washington, Ames, Rathbun, Cold Springs, and Clear Lake. Sites remaining include Manchester Fisheries office, Brighton, Spirit Lake, Lake Darling, Decorah, Bellevue, Chariton and Guthrie Center. In addition to the network expansion project, the DNR has built from the ground up a functional Citrix environment that is available at DNR facilities connected to the centralized network and externally via the internet. DNR employees connected to Citrix can access the entire Microsoft Office 2007 suite, 2 custom applications, HRIS, Internet Explorer, ARCGIS, multiple Admin Utilities, and full published desktops. Employees have the option of saving files to their local Hard Drive or to the DNR SAN. Citrix will also be the backend for future Thin Client devices. Citrix significantly enhances our COOP/COG and disaster recovery capabilities.

These two projects combined are approximately 70% complete and are expected to be completely finished by 07/01/09.

Funding Sources: Pooled Tech funding and general funds are as described in the original ROI request. General Funds are being applied to ongoing T1 and connectivity related costs and Citrix hardware, software, support and maintenance costs.

11. Electronic Tax Administration & Collection – E Services Expansion

Expands electronic filing of tax return information and payment for taxes with smaller volumes. These would include corporate income and partnership returns as well as various property tax programs such as utility assessment reporting and other projects affecting local governments. The

agency will leverage the E Services expertise to deploy these applications, but funding is required for design, development and deployment of these services as well as customer education.

Funding Sources:

The department expended approximately \$700,000 for professional services for development and operation of components of the Efile and Pay application and the development of additional electronic services. Of this total, approximately \$402,000 was funded from Pooled Technology funds and \$300,000 from department operating funds.

There are three notable accomplishments in this Electronic Tax Administration program as a result of these efforts. First, the enhancements to the application and increased marketing of the services resulted in the electronic filing of over 1.3 million tax documents and payments in FY 08. The application also allowed the agency to rapidly response to the significant changes occurring in reporting as a result of the July 1 increase in the Sales/Use tax rates. In addition, the department has made significant progress in the design of an application which will permit the annual electronic filing of over 120,000 property tax declarations of value submitted by county assessors. Third, the department has completed design of the requirements for major components of Modernization of Electronic filing initiatives for individual income, corporate income and partnership returns. This modernization effort is intended to be available for use by tax professionals in the preparation and submission of tax returns during calendar year 2010.

12. Enterprise Encryption Effort

The project provided funding to agencies to purchase software licenses for laptop encryption software and to DAS-ITE to implement a shared encryption provisioning and management service. As a result of the project, all agencies are using the same encryption software, allowing aggressive negotiation with the software provider for a much lower purchase price, and approximately 25 agencies are using the shared encryption service; significantly lowering ongoing maintenance and support costs. The encryption of laptop computers prevents the exposure of confidential or sensitive information if a laptop is lost or stolen; reducing risk to citizens, government agencies and others doing business with the state.

Funding Sources: Direct funding for this project was provided by FY08 Pooled Technology funds directed to the project. Indirect support was provided by numerous agencies through the efforts of their staffs in defining business requirements, evaluating encryption products and implementing encryption software and services for the laptop computers they manage.

This table includes ROI reimbursements processed through DAS Finance, as of December 15, 2010.

Table C: FY 09 ROI Project Expenditures

Project Name	Agency	% Complete	Original Request	Adjusted Request	Expenditures to-date	Obligated Funds	Estimated Complete Date
WebEOC: Iowa Crisis Information System	Homeland Security/ Emergency Management	70%	\$ 150,000	\$ 100,500	\$ 70,610	\$ 29,890	6/30/11
LiDAR (Light Detection & Ranging)	Natural Resources / Transportation	100%	\$ 650,000	\$ 650,000	\$ 650,000	\$ 0	Complete
Living Disaster Recovery Planning System	Homeland Security/ Emergency Management	60%	\$ 256,000	\$ 171,520	\$ 102,289	\$ 69,231	9/30/11
Security Event & Information Management	Administrative Services	75%	\$ 201,000	\$ 170,850	\$ 128,386	\$ 42,464	6/30/11
Law Enforcement Data Exchange Project	AG's Office	40%	\$ 25,000	\$ 25,000	\$ 10,000	\$ 15,000	6/30/12
Electronic Records Management System	Natural Resources / Transportation	100%	\$ 95,000	\$ 95,000	\$ 89,590	\$ 0	Complete
Iowa Criminal Offender Network	Corrections	39%	\$ 600,000	\$ 500,000	\$ 193,550	\$ 306,450	6/30/11
Property Tax & Local Government Finance Information	Revenue	47%	\$ 323,000	\$ 273,000	\$ 127,359	\$ 145,641	6/30/11
Comprehensive Electronic Grant Management System	Management	83%	\$ 500,000	\$ 455,000	\$ 376,463	\$ 78,537	6/30/12
Appeals Process Automation	Human Services	100%	\$ 250,000	\$ 225,000	\$ 225,000	\$ 0	Complete
Law Enforcement Data Collection & Management	Natural Resources	100%	\$ 289,923	\$ 275,000	\$ 275,000	\$ 0	Complete
IABC Technology Enhancement	Human Services	73%	\$ 552,000	\$ 475,000	\$ 345,111	\$ 129,889	6/30/12
Electronic Data-Filing Project	Human Services-CSR / Judicial	100%	\$ 357,865	\$ 237,372	\$ 237,372	\$ 0	Complete
Employee Management System	Administrative Services	100%	\$ 150,000	\$ 135,000	\$ 135,000	\$ 0	Complete
Reallocated FY 09 funds – Employee On-Boarding	Administrative Services	0%	\$ 0	\$ 5,410	\$ 0	\$ 5,410	12/15/10
Electronic Health Record Initiative	Iowa Veterans Home	100%	\$ 278,063	\$ 192,013	\$ 192,013	\$ 0	Complete
TOTALS			\$ 4,677,851	\$ 3,980,255	\$ 3,157,743	\$ 822,512	

FY 09 appropriation within the Technology Reinvestment Fund to the Department of Administrative Services for technology improvement projects was \$3,980,255.00

FY 09 ROI funds revert on June 30, 2012

Table D. FY 09 ROI Project Descriptions and Funding Sources

1. WebEOC: Iowa Crisis Information System

Homeland Security project to support and expand the WebEOC software used to coordinate information sharing of state agencies and local governments during disasters. The project will upgrade equipment, customize the application, and purchase additional licenses of this enterprise-wide tool used in emergency response and recovery. Expanding the software will benefit Iowa's emergency management community and related emergency management preparedness efforts by providing a secure application for information sharing; enabling users to post and access information during an emergency; providing deployment and customization for the user through links to documents, current systems, and websites; and allowing enhanced access to information.

Funding Sources: Emergency Preparedness Performance Grants funds are being used to manage and work on project.

2. LiDAR (Light Detection and Ranging) Project

Natural Resources project to partner with Transportation, Agriculture and Land Stewardship and Natural Resources Conservation Service to collect LiDAR (Light Detection and Ranging) data for the entire state. LiDAR technology uses laser pulses from an airplane to calculate very accurate elevations. LiDAR technology has the potential to save Iowa's local, county, state, and federal governments valuable resources by providing a low cost alternative to traditional land-surveys conducted for planning purposes.

Funding Sources: Currently, partnerships among IDOT, IDNR, NRCS, and IDALS have committed the funds needed to acquire the LiDAR data (\$4.3 million) and a small portion of the needed photography (\$0.2 million). FY09 Pooled technology funds of \$650K were used to fund the high-resolution aerial photography to compliment the LiDAR elevation data and also for infrastructure enhancements to accommodate the associated storage of the photography data. Partner agencies have committed \$4.5 million:

IDOT	\$1.5 million	IDALS-DSC	\$0.6 million
IDNR	\$1.2 million	USGS	\$0.2 million (for aerial photography)
NRCS	\$1.0 million		

3. Living Disaster Recovery Planning System (LDRPS)

This is a continuation of the FY08 ROI Project to help state agencies develop continuity of operations (COOP) plans using Living Disaster Recovery Planning System (LDRPS), a software tool used for the development and maintenance of continuity plans. The ROI funds for this project are used for continuing technical support and enterprise-wide implementation of the tool. Implementation includes migrating existing continuity plans (in MS Word) throughout the enterprise into LDRPS and subsequent maintenance and enhancements occurring through direct agency-level interface with the plan management tool.

Funding Sources: Besides the ROI funds, federal Emergency Management Performance Grant funds have been used in this initiative. EMPG funds have been used to pay for state personnel to manage the project.

4. Security Event & Information Management

Administrative Services project to architect, evaluate, purchase, install and configure a Security Event and Information Management (SEIM) tool for Intrusion Detection Systems (IDS) log monitoring, analysis and reporting. The SEIM tool will provide coverage across state

government to effectively monitor the enterprise-wide environment. Monitoring of IDS and other logs will identify: critical events like “hacking” attempts, recognize excessive e-mail or other data traffic resulting from a malicious program, maintain a forensic record of a security incident for law enforcement, discover system problems impacting performance, and other events.

Funding Sources: Direct funding for this project provided entirely by the FY 09 ROI program. Indirect funding utilizing internal staff resources to evaluate and implement a solution.

5. Law Enforcement Data Exchange Project

AG's Office project to supplement the grant funds implementing the Iowa County Attorneys' Case Management Project. This project consists of county attorneys dedicated to improving the efficiency and effectiveness of services in Iowa county attorney offices, as well as improving services to victims and other justice agencies. The project is accomplishing these goals by adopting a common case management application (ProLaw); integrating word processing, calendaring, and imaging functions; and exchanging data with other justice agencies.

Funding Sources: ROI, CJIS, and the AG's Office general fund appropriation.

6. Electronic Records Management System

Natural Resources pilot project in conjunction with Transportation for exchanging documents to test utilizing one document management system for both agencies. An electronic document management system will enable converting paper documents into electronic format. The system will: allow documents or photographs to be digitized, stored, and accessed for conservation and recreation purposes as well as environmental enforcement; allow scanning the paper records into digital format, then the categorization and indexing of all documents for organization and storage in a content repository; allow search mechanisms to quickly find and retrieve specific documents; and allow automated addition, deletion and update of records in a secure environment with proper authentication.

Funding Sources: Direct funding for this project was provided by ROI funds. Indirect support was provided by the DOT and the DNR in staff time for project architecture, training, guidance, and scanning. Future costs for equipment and software maintenance will be DNR's responsibility.

7. Iowa Criminal Offender Network (ICON)

Corrections project to further expand the ICON system, the offender management system for the agency. ICON is a key component of the Governor's and Chief's data sharing initiative for all criminal justice agencies across Iowa. Continued expansion of ICON will further decrease the recidivism rate in the state.

Funding Sources: Of the total funds allocated for ICON in FY 09, 54% of the funds were from the ROI program and 46% were from the general fund appropriation.

8. Property Tax & Local Government Finance Information & Analysis

Department of Revenue project to create an electronic information system for reporting and analysis of property tax data from across the state. The initiative includes the electronic reporting by county of various property tax valuation reports. The solution will permit local governments to share a sampled selection of property valuation data at the individual property (i.e. parcel level), and IDR will have the capability to automate the collection of data used in computing agricultural property valuations across the state. The electronic filing of summary reports will provide local officials with increased efficiency in the reporting of the data and will increase the effectiveness of IDR staff in compilation and validation of the information reported. Another benefit of the installation of advanced analytical and reporting software will be to increase the availability of the significant amounts of property tax data for policy analysis by local officials, state policy makers and citizens.

During FY 10, IDR completed the design of the new online filing system for Declaration of Value documents submitted to the agency. The project is now in a pilot phase seeking comment by test counties. At same time the department further refined the processes it had created in FY 09 for electronically sharing information with local assessors. Applications to allow remote queries to the data are developed and during FY 11 IDR intends to further utilize the tools acquired from these solutions.

Funding Sources: The funds allocated by the Pooled Technology program are being used to fund the development of an external facing analysis and reporting infrastructure now scheduled for deployment in FY 11 In addition to funding from Pooled Technology, IDR has supplemented the development with staffing funded by the general fund appropriation.

9. Comprehensive Electronic Grant Management System (IowaGrants.gov)

Management project capable of managing the grant application, selection, award/contracting, monitoring, communications, modification, reporting, close-out, and financial management processes. IowaGrants.gov is available to state agencies that administer a variety of state and federal competitive and pass-through grant programs. While the grant management process generally follows a rather standard set of steps from application through grant closeout, the particular requirements of each state agency and of each grant program requires a configurable approach. The IowaGrants.gov allows each participating agency the ability to accommodate unique requirements in the management of each individual grant program.

Funding Sources: ROI funding for this project is supplemented by the project work of state staff from several agencies and their related costs. It's estimated that all grant giving state agencies will utilize IowaGrants.gov by June 30, 2013.

10. Appeals Process Automation

Human Services project to automate the DHS Appeals Process. The DHS Bureau of Policy Analysis & Appeals (BPAA) proposes to automate the appellate process in coordination with appropriate members of other agencies and the IT professionals assigned to DHS. The BPAA will achieve the following benefits through the implementation of this automated approach to the appellate process: meet or exceed all mandated timelines within 2 years, decrease the amount of time in the appellate process by 20%, provide instantaneous access to files and their contents electronically across agencies, while substantially decreasing the need for paper retention, promote better working relationships with other agencies, and allow public access to appropriate data in the files.

Funding Sources: The funding for this project was a combination of ROI funds and Federal matching funds at a rate of approximately 63%. The project work was supplemented by state staff and their related costs with staff expenditures covered by the department's general fund allocations. Work continues into SFY 10 with an expected completion date of 3/31/09. All ROI funds will be expended by 3/31/09.

11. Law Enforcement Data Collection and Management

Natural Resource joint project to improve DNR's law enforcement data collection and data sharing while enhancing reporting capability via electronic means and partnerships with the Departments of Transportation (DOT), Public Safety Iowa State Patrol (DPS), Court System, and Emergency Management. The funds will be used to purchase hardware for enforcement vehicles. DNR plans to partner with DOT to adopt existing law enforcement technologies such as TraCS (Traffic and Criminal Software) for citation/reporting, data collection and tracking. TraCS was developed by DOT and it is used by law enforcement and transportation agencies, including DPS. It is intended to improve transportation, homeland security and public safety by sharing resources, establishing best practices and providing tools for public and private dissemination of data quickly.

Funding Sources: In SFY09, \$250,000 of ROI funding was expended. Any additional maintenance expenses in the future will be handled through the Fish and Wildlife Trust fund.

12. IABC Technology Enhancement

Human Services project for Phase II of a multi-phase project for the IABC system. This phase of the project will modify and modernize the current system from a batch processing system to a real-time update system. Making transactions “real time” will update the data files at the time the user enters the data, whereas the current mainframe transactions are batched and processed nightly to update the files. Real time maintenance provides the users immediate response rather than waiting for the nightly cycle to give them feedback. The end result is a new system that is much simpler to maintain and enhance as requirements change. It will also greatly simplify the ability to provide information via SOA (web services) to those state agencies with a need and appropriate access. Utilizing a relational database and a web-based interface will drastically reduce the operating cost of the system.

Funding Sources: In SFY09, \$74,325 of ROI funding was expended. The balance for the project is approximately \$386,000 of ROI funds. Work continues on the second phase of the project.

13. Electronic Data-Filing Project

Human Services project for the Child Support Recovery Unit (CSRU) to partner with the Iowa Judicial Branch to begin mandated electronic document filing via an electronic data-filing project called Electronic Data Management System (EDMS). CSRU, in conjunction with the Iowa Judicial Branch, will develop a strategic plan to meet the proposed electronic filing rule. The project will utilize technology and develop a technological solution for electronic filing consistent with the Governor’s and the Department of Administrative Service’s goal to provide a more efficient, improved and flexible service to approximately 600,000 Iowa citizens. Once CSRU electronically transfers documents to the courts, communication will be expedited, time frames will be shortened and improved customer service will result.

Funding Sources: In SFY 09, \$127,549 of ROI funds were used to support total expenditures of \$375,144 on the project. The remaining balance of \$109,823 is anticipated to be used to support the project through 6/30/11 with anticipated Federal matching funds at a rate of 66%.

14. Employee Management System

Administrative Services project to implement Phase II of the Employee Management System. Phase II will bring on remaining DAS services and concentrate on workflow issues, and this application continues work begun in Phase I (defining user protocols and transitioning all ITE services to the new system). Activities in the new web-based system will allow several systems for relating tasks to be shut down, reducing both system and staff support. When implemented, this system will provide a one stop service intake for adding, changing, and deleting staff. This system will enhance and improve billings for staffing related services. While generating invoice information is the core outcome, this project will re-engineer the processes for billing staff related services in a consistent, time based system. The additional dollars are to finish the outstanding EMS features available so customers may order services through this product.

Funding Sources: Funding for the continuation of this project is provided by ROI funding (\$135,000). Additional dollars for ITE staff (outside the team working directly on the project) are 100% funded by DAS.

15. Electronic Health Record Initiative

Iowa Veterans Home initiative addresses the hardware needs of a previously approved ROI software package for IVH’s electronic health record project. Included in this ROI application is the hardware and network devices needed to implement the mobility, availability, security, and efficiency aspect of the electronic health record project. Implementation of a wireless network for these technologies and tools, located on all health care units’ campus wide at IVH, would

make possible the timely entry of critical data for acute and long term care. The implementation would consist mainly of installing a radius server, access points, a wireless controller, Touch screens, tablet pc's on medical carts, and cabling. Quality of life and quality of care will be the result of the implementation; and as a result of the efficiencies and re-allocated time, more direct care can be provided.

Funding Sources: Direct funding for this project provided entirely by the FY 09 ROI program.

This table includes ROI reimbursements processed through DAS Finance, as of December 15, 2010.

Table E: FY 10 ROI Project Expenditures

Project Name	Agency	% Complete	Original Request	Adjusted Request	Expenditures to-date	Obligated Funds	Estimated Complete Date
LiDAR (Light Detection & Ranging) Project, Phase 2	Natural Resources	62%	\$ 650,000	\$ 650,000	\$ 400,039	\$ 249,961	3/1/11
Enterprise ePayment Engine	Joint Chief Information Officers	30%	\$ 250,000	\$ 250,000	\$ 86,733	\$ 163,267	6/30/11
Statewide Address Geocoding	Joint Chief Information Officers	21%	\$ 650,000	\$ 650,000	\$ 139,652	\$ 510,348	6/30/13
Electronic Data-Filing Project	Human Services	50%	\$ 237,184	\$ 237,184	\$ 75,536	\$ 161,648	6/30/11
IDPH Data Warehouse	Public Health	100%	\$ 250,000	\$ 250,000	\$ 250,000	\$ 0	Complete
TOTALS			\$ 2,037,184	\$ 2,037,184	\$ 951,960	\$ 1,085,224	

FY 10 appropriation within the Technology Reinvestment Fund to the Department of Administrative Services for technology improvement projects was \$2,037,184.00

FY 10 ROI funds revert on June 30, 2013

Table F. FY 10 ROI Project Descriptions and Funding Sources

1. LiDAR (Light Detection and Ranging) Project, Phase 2

Natural Resources project to partner with Transportation, Agriculture and Land Stewardship and Natural Resources Conservation Service to collect LiDAR (Light Detection and Ranging) data for the entire state. LiDAR technology uses laser pulses from an airplane to calculate very accurate elevations. LiDAR technology has the potential to save Iowa's local, county, state, and federal governments valuable resources by providing a low cost alternative to traditional land-surveys conducted for planning purposes.

Funding Sources: The Statwide LiDAR and Photography collection phases of the project are completed. At this time, contracted, 3rd party, QA/QC inspections of the data are taking place and will be completed in the next 3 months. Specifics for the project funding sources:

IDNR - \$1,300,000

IDOT - \$1,500,000

NRCS - \$1,000,000

IDALS (DSC) - \$570,000

Pooled Tech Phase 1 - \$650,000

Pooled Tech Phase 2 - \$650,000

2. Enterprise ePayment Engine

JCIO collaborative project through Administrative Services-ITE to modify the Epayment Engine and existing merchant applications to use a redirected or shopping cart model. In this model, all interaction with the customer will remain in the agency's application up to the point of initiating checkout and payment. The customer would then be redirected to a fully compliant 3rd party's site. All payment information, including credit card or e-check data, would be entered on the 3rd party's site. Upon completion of payment processing, the customer would be returned to the agency's site along with payment status information. Credit card or e-check information would never be transmitted through state computers. That removes the need for DAS ITE to have their hosting environments and infrastructure certified as PCI DSS compliant as well as removing the liability from the state.

Funding Sources: Funding for the work on this project is provided by ROI funding (\$250,000). Expenses for ITE or 3rd party staff outside of the amount approved will be funded by agency.

3. Statewide Address Geocoding

JCIO collaborative project through Natural Resources to provide a geocoding service and associated GIS spatial datasets as part of a larger concept for a statewide geospatial infrastructure (IGI) that will collect data from state and local GIS data producers into high-quality statewide datasets available to all users free of charge. IGI will provide a much-needed alternative to the current patchwork of incomplete GIS coverage statewide. State government agencies and partners using the geocoding service will increase efficiency of internal business functions through higher accuracy in address match rate and geographic location. High accuracy in address match rates and geographic locations are necessary for proper and efficient delivery of services to government and business customers. State government agencies and partners using the geocoding service will be able to map distributions or information about their customers in new ways that bring about new services unavailable in previous years.

Funding Sources: Pooled Tech Phase 1 \$650,000

The project is divided into two funding requests, western Iowa (phase 1 – FY10-13 \$650,000) and eastern Iowa (phase 2 FY12-15 \$550,000 applied for last July). DNR is approximately halfway through collecting address point data for the 50 counties in western Iowa, and the

agency is currently working on the quality control for 25 counties with the other 25 counties to be completed next year. DNR is working with local governments on data maintenance, and working with Homeland Security and Emergency Management division on eventual storage within the Next Generation 911 system.

4. Electronic Data-Filing Project

Human Services project for the Child Support Recovery Unit (CSRU) to partner with the Iowa Judicial Branch to begin mandated electronic document filing via an electronic data-filing project called Electronic Data Management System (EDMS). CSRU, in conjunction with the Iowa Judicial Branch, will develop a strategic plan to meet the proposed electronic filing rule. The project will utilize technology and develop a technological solution for electronic filing consistent with the Governor's and the Department of Administrative Service's goal to provide a more efficient, improved and flexible service to approximately 600,000 Iowa citizens. Once CSRU electronically transfers documents to the courts, communication will be expedited, time frames will be shortened and improved customer service will result.

Funding Sources:

A balance of \$161,648 was carried forward into SFY '11 and is to be used to support the project through 6/30/11 with anticipated Federal matching funds at a rate of 66%.

5. IDPH Data Warehouse

Public Health project to create a data warehouse to reinvent the way IDPH disseminates data. No longer limited by static reports, internal and external users will be able to access data from multiple sources through a single website. They will be able to query data for an output that answers their questions, and they will be able to view community profiles for a quick snapshot of county data. The website will be convenient to external users because it will not require a username or password. IDPH will protect their sensitive data in the warehouse through aggregations, cell suppression rules, and security processes to protect the identity and ensure the confidentiality of all data in the data warehouse. The data warehouse will empower users from government and non-government organizations to make data-driven decisions without requiring time to track down basic public health data. IDPH's operational effectiveness will be improved by bringing disparate population-based data into a single system, allowing data to be analyzed more thoroughly and shared across more dimensions.

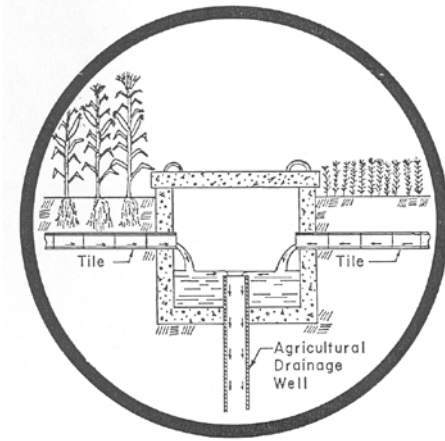
Funding Sources:

Prior to July 2009 IDPH used \$145,500 from a Wellmark Grant for the Data Warehouse project. Beginning July 1, 2009 through June 30, 2010 IDPH used \$250,000 of ROI Funds for the Data Warehouse project. All funds after June 30, 2010 have been provide by IDPH internal funding.

**DEPARTMENT OF
AGRICULTURE AND LAND STEWARDSHIP**

Agricultural Drainage Well Closure Assistance Fund

Agricultural drainage wells (ADWs) were developed in the early to mid 1900's and discharge cropland tile drainage water to underground aquifers. The fund was established in 1997 to protect drinking water aquifers by cost-sharing with landowners to close agricultural drainage wells and develop alternative drainage outlets to surface streams or install alternative management practices. Projects are typically constructed through drainage districts, although some projects are undertaken by individual landowners. Some of the remaining wells to be closed are located in karst areas with shallow limestone. Iowa State University recently finished a study to develop alternatives with ADWs in these areas that also benefit the environment.



- 296 registered agricultural drainage wells (ADWs) in Iowa
- 92 ADWs closed by landowners, Watershed Improvement Review Board funding, or determined by the Department of Natural Resources (DNR) to not be ADWs or to be non-functioning
- 129 ADWs closed to date using \$8.6 million of assistance funds
- 24 ADWs closures are in planning and design with obligated funds
- 51 ADWs remain in continued use with DNR permits with a total estimated closure cost of \$32,000,000.
- FY12 appropriation request = \$1,250,000

Fund Status:	FY11 Appropriation	\$ 1,250,000
	Balance 6/30/10 Brought Forward	\$ 4,580,649
	Interest to Date	9384
	Expenditures to Date	\$186,856
	Obligated/Encumbered	\$ 5,653,177
	Unobligated	\$ 0

For more information, contact:

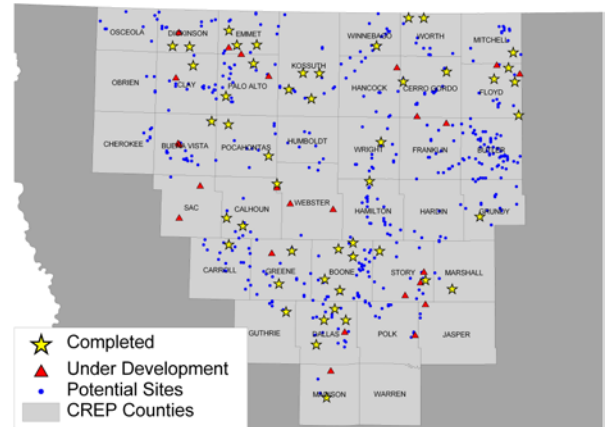
Todd Coffelt, Water Resource Bureau
 Division of Soil Conservation
 Iowa Department of Agriculture and Land Stewardship
 515-281-3963
todd.coffelt@iowaagriculture.gov

Chuck Gipp, Director
 Division of Soil Conservation
 Iowa Department of Agriculture and Land Stewardship
 515-281-5851
Chuck.Gipp@iowaagriculture.gov

Iowa Conservation Reserve Enhancement Program (CREP)

The Iowa Conservation Reserve Enhancement Program (CREP) was initiated in 2000 and is a joint effort of the Iowa Department of Agriculture and Land Stewardship and the USDA Farm Service Agency to protect Iowa drinking water and reduce hypoxia in the Gulf of Mexico. It is a highly targeted water quality program focusing on the reduction of nitrate loads to surface waters through the construction of strategically located and designed wetlands that intercept tile-drainage water from upper-lying cropped lands.

Current Iowa CREP - Nitrate Removal Wetlands



- Research and monitoring by Iowa State University has shown that CREP wetlands will remove 40-90% of the nitrate in tile-drainage water.
- Wetlands constructed to date (51 sites) and those currently being designed (21 sites) are estimated to remove over 53,600 tons of nitrogen over design life. These wetlands will provide water quality protection for 86,100 acres of land.
- Over 400 potential sites exist for landowner consideration.
- Average lifetime nitrogen removal costs : \$0.23/lb removed, \$1.76/watershed acre treated
- Currently there is a growing waiting list of applicants that have requested state funding. The total state funds needed to meet these requests are almost \$4 million dollars.
- State funds are matched with Federal funds.
- FY12 appropriation request = \$3,000,000



Funding Status:	FY11 appropriation	\$1,500,000
	Balance 6/30/10 Brought Forward	\$5,120,167
	Expenditures to Date	\$ 457,466
	Obligated/Encumbered	\$6,162,701
	Unobligated	\$ 0

For further information, contact:

Todd Coffelt, Chief - Water Resources Bureau
 Iowa Department of Agriculture and Land Stewardship
 515-281-6147
todd.coffelt@iowaagriculture.gov

Chuck Gipp, Director - Division of Soil Conservation
 Iowa Department of Agriculture and Land Stewardship
 515-281-6153
Chuck.Gipp@IowaAgriculture.gov

District Initiatives/Buffer Initiative

The District Initiatives/Buffer Initiative (Conservation Reserve Program-CRP) was established in 2000 as a part of the Iowa Water Quality Initiative. Program initiatives are delivered through local Soil and Water Conservation Districts (SWCDs) in cooperation with the Natural Resources Conservation Service (NRCS) to leverage dollars for federal conservation programs, increasing Iowa’s overall participation in both state and federal programs. Locally-led initiatives prioritize and target sensitive areas, by providing funds and resources to protect our soil and water resources.



- Iowa leads the nation in the USDA Continuous CRP with 547,909 acres enrolled.
- 118 acres were enrolled in Iowa buffers protecting Iowa’s lakes, rivers and streams.
- 334 acres of trees were planted on CRP land to keep it in permanent cover.
- 734 acres of grazing were planned on CRP land in contracts expiring in 2010 & 2011, providing permanent cover rather than intensive cropping.
- SWCDs receive funds to provide technical assistance to enroll CRP and install Federal Environmental Quality Incentive Program (EQIP) practices.
- SWCDs work one-on-one with landowners and operators.
- Under the EQIP program, landowners have invested over \$6,400,000 along with over \$16,000,000 from federal funds.
- FY12 appropriation request = \$2,000,000

Fund Status:	FY11 Appropriation	\$ 1,300,000
	Balance 6/30/10 Brought Forward	\$ 877,932
	Expenditures to Date	\$ 427,376
	Obligated/Encumbered	\$ 1,750,556
	Unobligated	\$ 0

For further information, contact:

Jim Gillespie, Chief, Field Services Bureau
 Division of Soil Conservation
 Iowa Department of Agriculture and Land Stewardship
 515-281-7043
Jim.Gillespie@iowaagriculture.gov

Chuck Gipp, Director
 Division of Soil Conservation
 Iowa Department of Agriculture and Land Stewardship
 515-281-5851
Chuck.Gipp@iowaagriculture.gov

Farm Demonstrations/Learning Farm

The Integrated Farm and Livestock Management demonstration program was initiated in 2000 as part of the Iowa Water Quality Initiative to demonstrate the adaptability and effectiveness of conservation systems with farming operations. New and emerging technologies are demonstrated on private farmland to refine management input to reduce erosion and soil loss, enhance soil quality, increase infiltration, reduce runoff and lessen nutrient and sediment loading to Iowa’s water bodies. Resources and infrastructure are leveraged to provide extensive information delivery and exchange for other important issues such as row crop residue harvest for biofuels, cover crops and perennial living mulch, and nutrient transport from cropped landscapes.



- Iowa Learning Farm, coordinated by Iowa State University, is building a “Culture of Conservation” through a unique partnership of farmers, agencies, conservation groups, agribusiness, the research community, and the public that supports continuing change for improved water and soil quality in Iowa and the nation.



- Improved tillage and residue management field demonstrations with approximately 50 cooperators and conservationists in Iowa’s five major soil associations allowed farmers to evaluate agronomic and economic information and share local wisdom.
- Water quality modeling has been coordinated on five cooperator farms to estimate pollutant load reductions.
- A strong statewide awareness campaign utilizing a farmer-to-farmer, Iowan-to-Iowan grassroots approach included public events in nearly one-half of Iowa’s counties in 2009.
- Education and outreach to thousands of individuals last year strengthened society’s commitment to the conservation of natural resources to sustain our quality of life

- Iowa Soybean Association’s agriculture and environment performance program has been allocated \$400,000 by legislative earmark.
- Funds leveraged with federal grants and other sources brings millions of additional dollars to Iowa.
- FY12 appropriation request = \$750,000

Fund Status:	<ul style="list-style-type: none"> ▪ FY11 Appropriation ▪ Balance 6/30/10 Brought Forward ▪ Expenditures to Date ▪ Outside Contribution ▪ Obligated/Encumbered ▪ Unobligated 	<ul style="list-style-type: none"> \$ 750,000 \$190,987.91 \$670,551.33 \$ 37,410 \$274,146.58 \$ 0
---------------------	--	---

For more information, contact:

Todd Coffelt, Chief, Water Resource Bureau
 Division of Soil Conservation
 Iowa Department of Agriculture and Land Stewardship
 515-281-6147
Todd.Coffelt@iowaagriculture.gov

Chuck Gipp, Director
 Division of Soil Conservation
 Iowa Department of Agriculture and Land Stewardship
 515-281-5851
Chuck.Gipp@iowaagriculture.gov

Watershed Protection Fund

The Watershed Protection Fund was initiated in 2000 as part of the broader Iowa Water Quality Initiative. Watershed development funds are available to Soil and Water Conservation Districts (SWCDs) for that first important step of identifying problems in the watershed and creating a sound plan for improvement. Implementation of watershed protection projects brings together the community, both rural and urban, to target resources to reduce soil erosion, protect water quality, provide flood reduction, and protect natural resources. IDALS-DSC, the Iowa Department of Natural Resources (DNR) and the USDA Natural Resources Conservation Service work together in the support of these projects in order to achieve the maximum watershed improvements and water quality benefits with the state and federal program funds available to each agency.



- 48 watershed projects are underway in 54 SWCDs.
- State funds are cost-shared at rates up to 75% with applicants assuming 25% of the cost.
- 178 watershed project claims were reimbursed totaling \$1,117,697 and leveraging \$1,583,862 from other sources.
- 3,413 acres were protected with a soil loss reduction of 10,755 tons/year.
- Sediment delivery to the state’s water bodies was reduced by 11,368 tons/year.
- Projects have leveraged state funds with approximately \$2,900,000 of DNR Section 319 federal program funds.
- FY12 appropriation request = \$1,800,000

Fund Status:	FY11 Appropriation	\$ 1,500,000
	Balance 6/30/10 Brought Forward	\$ 3,624,719
	Expenditures to Date	\$ 1,280,073
	Obligated/Encumbered	\$ 3,844,646
	Unobligated	\$ 0

For more information, contact:

Jim Gillespie, Chief, Field Services Bureau
 Division of Soil Conservation
 Iowa Department of Agriculture and Land Stewardship
 515-281-7043
Jim.Gillespie@iowaagriculture.gov

Chuck Gipp, Director
 Division of Soil Conservation
 Iowa Department of Agriculture and Land Stewardship
 515-281-5851
Chuck.Gipp@iowaagriculture.gov

STATUS OF THE \$11.5 MILLION OF BONDING DOLLARS APPROVED IN SF 376

\$3 million--Repair of damage caused to conservation practices such as terraces, grass waterways and basin control structures in 2008 and 2009 flood events not covered by a maintenance agreement. These dollars will be cost shared with landowners at a 75% cost-share rate. As of 12/31/09, 49 SWCD's requested and were approved for \$1.45 million. The remaining dollars will be used for the targeted watersheds program.



\$3.5 million--Flood reduction and assessment in targeted watersheds program will focus resources on reducing future flooding and improving water quality in selected watersheds. 25 applications were received for projects totaling \$17.7 million and I-Jobs request

for \$8.6 million. The project reviewers selected 15 projects for I-Jobs funding totaling \$3.442 million. With the left over funds from the practice repair program, we may be able to fund several more projects.



\$500,000--Wetland mitigation banks. The Division of Soil Conservation (DSC) is partnering with the RC & D's to create high quality wetlands to replace wetlands lost due to alteration of the landscape due to construction projects or alternative drainage projects. Funds have been obligated via a 28E agreement.



\$500,000--AML (abandoned coal mine reclamation). These dollars will be paired with federal coal mine reclamation, conservation partner and private landowner dollars to begin reclamation of an abandoned 200 acre coal site in Marion County (the Goff site). These dollars will expedite the reclamation of a large priority site that poses environmental hazards to the watershed. The total estimated cost of reclaiming this site is \$4.5 million. The project has been completed

\$4 million--Conservation Reserve Enhancement Program (CREP)/Iowa Drainage & Wetlands Landscape Systems Initiative. These dollars will be matched with significant dollars from private landowners for the construction of integrated drainage and wetland landscape systems for water quality improvement, increased wetland function, wildlife habitat creation and increased agricultural activity. Funding has been approved for 6 pilot projects located in Clay, Pocahontas and Palo Alto Counties with a total project cost of \$11.3 million with an estimated completion date of December 2011.

These recommendations should result in a total investment of slightly over \$25 million in wetland mitigation and construction, conservation practice repair and flood prevention and reduction practices.



Bonding		Beginning Balance	SFY10 Expended	SFY11	Expended as of		Cash Balance	Under Contract or Formally Obligated	Unobligated	Notes:
					12/31/10	12/31/10				
Bonding 1	87HA	\$ 1,661,920.00	\$ -	\$	1,167,240.00	\$	494,680.00	\$ 494,680.00	\$ -	see attached tab 87HA and 87HA-92HA
	87HB	\$ 3,104,611.00	\$ 939,414.26	\$	678,950.63	\$	1,486,246.11	\$ 1,366,450.35	\$ 119,795.76	see attached tab 87HB
	87HC	\$ 2,733,469.00	\$ 91,339.94	\$	139,528.19	\$	2,502,600.87	\$ 2,502,599.95	\$ 0.92	see attached tab 87HC \$500K obligated to Iowa Agricultural Mitigation Inc. to establish non-profit wetland mitigation bank
	87HD	\$ 500,000.00	\$ -	\$	-	\$	500,000.00	\$ 500,000.00	\$ -	Golf Reclamation Contract - S2 Construction - Final payment pending
	87HE	\$ 500,000.00	\$ 125,524.25	\$	374,475.75	\$	-	\$ -	\$ -	see attached tab 87HF
	87HF	\$ 4,000,000.00	\$ -	\$	-	\$	4,000,000.00	\$ 4,000,000.00	\$ -	
	Bonding 1 Total	\$ 12,500,000.00	\$ 1,156,278.45	\$	11,343,721.55	\$	8,983,526.98	\$ 8,863,730.30	\$ 119,796.68	
Bonding 2	92HA	\$ 5,950,000.00	\$ -	\$	247,463.00	\$	5,702,537.00	\$ 5,702,536.84	\$ 0.16	see attached tab 87HA-92HA \$2.5 Million for CREP/WREP wetland projects; 14 projects obligated for a total of \$2.5M
	95HA	\$ 2,500,000.00	\$ -	\$	-	\$	2,500,000.00	\$ 2,500,000.00	\$ -	
	Bonding 2 Total	\$ 8,450,000.00	\$ -	\$	247,463.00	\$	8,202,537.00	\$ 8,202,536.84	\$ 0.16	
Bonding Grand Total	\$ 20,950,000.00	\$ 1,156,278.45	\$	11,591,184.55	\$	17,186,063.98	\$ 17,066,267.14	\$ 119,796.84		

MRBI Projects				
Project Name	DSC#	Fiscal Year	Fund Source	Allocation
Boone River Watershed MRBI Project - Hamilton-Wright SWCDs	040-MRBI-IJOBS-1.10	2011	IJOBS	\$90,000.00
Lower Grand River Watershed MRBI Project - Wayne SWCD	093-MRBI-IJOBS-1.10	2011	IJOBS	\$120,000.00
Maquoketa River Watershed MRBI Project - Dubuque SWCD	031-MRBI-IJOBS-1.10	2011	IJOBS	\$120,000.00
Maquoketa River Watershed MRBI Project - Jackson SWCD	049-MRBI-IJOBS-1.10	2011	IJOBS	\$70,000.00
North Raccoon River Watershed MRBI Project - Buena Vista SWCD	011-MRBI-IJOBS-1.10	2011	IJOBS	\$116,000.00
North Raccoon River Watershed MRBI Project - Greene SWCD	037-MRBI-IJOBS-1.10	2011	IJOBS	\$84,000.00
North Raccoon River Watershed MRBI Project - Webster SWCD	094-MRBI-IJOBS-1.10	2011	IJOBS	\$61,920.00
Total				\$661,920.00

Storm Damage Repair Allocations

District	Allocation
ADAIR SWCD	\$2,926.87
ADAMS SWCD	\$81,050.71
ALLAMAKEE SWCD	\$0.00
APPANOOSE SWCD	\$37,406.53
AUDUBON SWCD	\$0.00
BENTON SWCD	\$1,151.96
BLACK HAWK SWCD	\$2,443.50
BOONE SWCD	\$452.25
BREMER SWCD	\$0.00
BUCHANAN SWCD	\$55,726.32
BUENA VISTA SWCD	\$0.00
BUTLER SWCD	\$7,230.75
CALHOUN SWCD	\$0.00
CARROLL SWCD	\$0.00
CASS SWCD	\$61,943.42
CEDAR SWCD	\$3,985.05
CERRO GORDO SWCD	\$0.00
CHEROKEE SWCD	\$3,243.00
CHICKASAW SWCD	\$2,754.28
CLARKE SWCD	\$2,310.00
CLAY SWCD	\$750.00
CLAYTON SWCD	\$0.00
CLINTON SWCD	\$0.00
CRAWFORD SWCD	\$15,607.50
DALLAS SWCD	\$13,817.57
DAVIS SWCD	\$50,923.59
DECATUR SWCD	\$41,602.16
DELAWARE SWCD	\$228,542.73
DES MOINES SWCD	\$24,305.18
DICKINSON SWCD	\$0.00
DUBUQUE SWCD	\$684.00
EMMET SWCD	\$0.00
FAYETTE SWCD	\$1,932.48
FLOYD SWCD	\$0.00
FRANKLIN SWCD	\$10,143.48
FREMONT SWCD	\$0.00
GREENE SWCD	\$0.00
GRUNDY SWCD	\$5,408.30
GUTHRIE SWCD	\$0.00
HAMILTON SWCD	\$0.00
HANCOCK SWCD	\$0.00
HARDIN SWCD	\$0.00
HARRISON SWCD	\$0.00
HENRY SWCD	\$528,374.15
HOWARD SWCD	\$0.00
HUMBOLDT SWCD	\$600.00
IDA SWCD	\$50,329.84
IOWA SWCD	\$68,026.37
JACKSON SWCD	\$41,509.82

Storm Damage Repair Allocations

District	Allocation
JASPER SWCD	\$7,876.94
JEFFERSON SWCD	\$37,220.22
JOHNSON SWCD	\$0.00
JONES SWCD	\$25,689.47
KEOKUK SWCD	\$117,643.53
KOSSUTH SWCD	\$0.00
LEE SWCD	\$6,735.00
LINN SWCD	\$0.00
LOUISA SWCD	\$20,389.25
LUCAS SWCD	\$33,528.07
LYON SWCD	\$0.00
MADISON SWCD	\$2,025.00
MAHASKA SWCD	\$236,294.60
MARION SWCD	\$90,127.67
MARSHALL SWCD	\$0.00
MILLS SWCD	\$0.00
MITCHELL SWCD	\$0.00
MONONA SWCD	\$0.00
MONROE SWCD	\$0.00
MONTGOMERY SWCD	\$14,893.24
MUSCATINE SWCD	\$0.00
OBRIEN SWCD	\$3,601.12
OSCEOLA SWCD	\$0.00
PAGE SWCD	\$0.00
PALO ALTO SWCD	\$0.00
PLYMOUTH SWCD	\$0.00
POCAHONTAS SWCD	\$0.00
POLK SWCD	\$0.00
POND BUILDER SOFTWARE	\$21,000.00
POTTAWATTAMIE EAST SWCD	\$0.00
POTTAWATTAMIE WEST SWCD	\$0.00
POWESHIEK SWCD	\$11,041.50
RINGGOLD SWCD	\$16,833.00
SAC SWCD	\$0.00
SCOTT SWCD	\$7,972.50
SHELBY SWCD	\$10,642.50
SIOUX SWCD	\$975.00
STORY SWCD	\$0.00
TAMA SWCD	\$12,021.07
TAYLOR SWCD	\$2,208.75
UNION SWCD	\$366,958.38
VAN BUREN SWCD	\$192,040.29
WAPELLO SWCD	\$0.00
WARREN SWCD	\$1,500.00
WASHINGTON SWCD	\$268,574.15
WAYNE SWCD	\$76,552.49
WEBSTER SWCD	\$30,107.64
WINNEBAGO SWCD	\$0.00
WINNESHIEK SWCD	\$8,510.68
WOODBURY SWCD	\$727.50
WORTH SWCD	\$0.00
WRIGHT SWCD	\$15,943.87
Total	\$2,984,815.24

Bonding 2 Cost Share Allocations

District	Current Allocation
ADAIR SWCD	\$172,336.24
ADAMS SWCD	\$128,564.72
ALLAMAKEE SWCD	\$68,786.64
APPANOOSE SWCD	\$89,173.10
AUDUBON SWCD	\$90,658.30
BENTON SWCD	\$59,285.42
BLACK HAWK SWCD	\$20,582.43
BOONE SWCD	\$20,582.43
BREMER SWCD	\$16,465.94
BUCHANAN SWCD	\$16,465.94
BUENA VISTA SWCD	\$16,465.94
BUTLER SWCD	\$29,999.64
CALHOUN SWCD	\$16,465.94
CARROLL SWCD	\$53,725.45
CASS SWCD	\$171,761.86
CEDAR SWCD	\$51,498.69
CERRO GORDO SWCD	\$20,582.43
CHEROKEE SWCD	\$41,164.86
CHICKASAW SWCD	\$17,305.73
CLARKE SWCD	\$83,874.18
CLAY SWCD	\$16,465.94
CLAYTON SWCD	\$154,935.89
CLINTON SWCD	\$49,397.83
CRAWFORD SWCD	\$98,795.66
DALLAS SWCD	\$32,931.89
DAVIS SWCD	\$126,615.83
DECATUR SWCD	\$111,296.35
DELAWARE SWCD	\$63,545.77
DES MOINES SWCD	\$39,535.01
DICKINSON SWCD	\$16,465.94
DUBUQUE SWCD	\$78,213.23
EMMET SWCD	\$16,465.94
FAYETTE SWCD	\$54,931.44
FLOYD SWCD	\$25,188.14
FRANKLIN SWCD	\$27,471.97
FREMONT SWCD	\$81,133.70
GREENE SWCD	\$16,465.94
GRUNDY SWCD	\$21,047.08
GUTHRIE SWCD	\$93,609.59
HAMILTON SWCD	\$16,465.94
HANCOCK SWCD	\$16,465.94
HARDIN SWCD	\$30,214.31
HARRISON SWCD	\$110,805.48
HENRY SWCD	\$148,193.48
HOWARD SWCD	\$24,061.90
HUMBOLDT SWCD	\$16,465.94
IDA SWCD	\$56,385.91
IOWA SWCD	\$101,511.54

Bonding 2 Cost Share Allocations

District	Current Allocation
JACKSON SWCD	\$68,774.91
JASPER SWCD	\$86,201.35
JEFFERSON SWCD	\$130,372.25
JOHNSON SWCD	\$45,281.34
JONES SWCD	\$49,397.83
KEOKUK SWCD	\$207,853.31
KOSSUTH SWCD	\$24,698.91
LEE SWCD	\$111,426.85
LINN SWCD	\$45,281.34
LOUISA SWCD	\$48,134.14
LUCAS SWCD	\$92,205.39
LYON SWCD	\$32,931.89
MADISON SWCD	\$174,770.81
MAHASKA SWCD	\$58,750.77
MARION SWCD	\$137,578.25
MARSHALL SWCD	\$57,630.80
MILLS SWCD	\$90,446.78
MITCHELL SWCD	\$19,872.92
MONONA SWCD	\$49,397.83
MONROE SWCD	\$175,479.04
MONTGOMERY SWCD	\$197,591.32
MUSCATINE SWCD	\$24,698.91
OBRIEN SWCD	\$27,596.84
OSCEOLA SWCD	\$16,465.94
PAGE SWCD	\$246,989.16
PALO ALTO SWCD	\$16,465.94
PLYMOUTH SWCD	\$126,975.14
POCAHONTAS SWCD	\$16,465.94
POLK SWCD	\$28,815.40
POTTAWATTAMIE EAST SWCD	\$82,192.85
POTTAWATTAMIE WEST SWCD	\$49,397.83
POWESHIEK SWCD	\$66,739.01
RINGGOLD SWCD	\$121,434.74
SAC SWCD	\$40,512.86
SCOTT SWCD	\$40,158.40
SHELBY SWCD	\$80,441.54
SIOUX SWCD	\$41,164.86
STORY SWCD	\$24,698.91
TAMA SWCD	\$61,747.29
TAYLOR SWCD	\$163,005.29
UNION SWCD	\$133,554.73
VAN BUREN SWCD	\$100,031.81
WAPELLO SWCD	\$133,312.02
WARREN SWCD	\$142,090.54
WASHINGTON SWCD	\$87,119.41
WAYNE SWCD	\$104,260.83
WEBSTER SWCD	\$16,465.94
WINNEBAGO SWCD	\$20,582.43
WINNESHIEK SWCD	\$74,096.74
WOODBURY SWCD	\$94,679.17
WORTH SWCD	\$16,465.94
WRIGHT SWCD	\$16,465.94
Total	\$6,949,999.84

Targeted Watershed Projects		
District(s)	Project Name	Total IJOBS Allocation
Woodbury	Weber Creek Watershed Project	\$15,000.00
Dickinson	Iowa Great Lakes Urban Water Quality Improvement Project	\$115,000.00
Washington	Timberline Estates Flood Control Project	\$8,400.00
Cass	Baughman Creek Watershed Project	\$191,902.00
Fayette	Otter Creek Urban Green Pilot Project	\$500,000.00
Harrison	Tri-Willow Creek Watershed Project	\$737,987.34
Henry	Wayland Watershed Project	\$20,000.00
Appanoose	Rathbun Lake - Chariton River #12 Targeted Sub-Watershed Project	\$301,715.30
Monroe*, Wayne, Lucas, Appanoose	Rathbun Lake - Chariton River #11 Targeted Sub-Watershed Project	\$186,245.00
Linn* & Benton	Dry Creek Watershed Project	\$224,800.00
Black Hawk	Dry Run Creek ROTH Biocell Project	\$22,500.00
Johnson* & Iowa	Clear Creek Watershed Erosion & Flood Mitigation Project	\$47,000.00
Des Moines	Flint Creek Watershed Project	\$55,616.00
Cedar* & Johnson	Hoover Creek Water Quality and Flood Reduction Project	\$294,818.44
Madison	Truro Stormwater Flooding Project	\$12,484.00
Totals		\$2,733,468.08

- Pocahontas DD#65 - \$657,916
- Pocahontas DD#48 & #81 - \$236,000
- Palo Alto/Pocahontas Joint DD#36 - \$737,000
- Palo Alto DD#15 North - \$639,000
- Palo Alto DD#15 South - \$1,579,084
- Clay DD#8 - \$151,000

Ledger for Integrated Drainage & Wetland Landscape Systems Initiative

Recipient	Project Name	County	Address	City	Zip	Grant Amount
Pocahontas County Drainage District #65	Integrated Drainage & Wetland Landscape Systems Initiative	Pocahontas	99 Courthouse Square	Pocahontas	50574	\$657,916.00
Clay County Drainage District #8	Integrated Drainage & Wetland Landscape Systems Initiative	Clay	300 W. 4th Street	Spencer	51301	\$151,000.00
Palo Alto & Pocahontas County Joint Drainage District # 36	Integrated Drainage & Wetland Landscape Systems Initiative	Palo Alto, Pocahontas	99 Courthouse Square	Pocahontas	50574	\$737,000.00
Palo Alto County Drainage District #15 North	Integrated Drainage & Wetland Landscape Systems Initiative	Palo Alto	1010 Broadway	Emmetsburg	50536	\$639,000.00
Pocahontas County Drainage Districts #48 & #81	Integrated Drainage & Wetland Landscape Systems Initiative	Pocahontas	99 Courthouse Square	Pocahontas	50574	\$236,000.00
Palo Alto County Drainage District #15 South	Integrated Drainage & Wetland Landscape Systems Initiative	Palo Alto	1010 Broadway	Emmetsburg	50536	\$1,579,000.00
						\$3,999,916.00

Contact: Shawn Richmond

Phone: 515-281-7032

E-mail: Shawn.Richmond@IowaAgriculture.gov

Grant Request	Total Project Costs	Total Expended	Anticipated Completion	I-JOBS Program	Description	Administering Agency
\$657,916.00	\$2,939,515.00	\$0.00	8/15/2010	Environment and Water Quality	Construction of integrated drainage and wetland landscape systems for water quality improvement, wetland habitat creation, and increased agricultural productivity.	IDALS-DSC
\$151,000.00	\$806,230.00	\$9,258.18	12/15/2011	Environment and Water Quality	Construction of integrated drainage and wetland landscape systems for water quality improvement, wetland habitat creation, and increased agricultural productivity.	IDALS-DSC
\$737,000.00	\$1,473,045.00	\$0.00	12/15/2011	Environment and Water Quality	Construction of integrated drainage and wetland landscape systems for water quality improvement, wetland habitat creation, and increased agricultural productivity.	IDALS-DSC
\$639,000.00	\$1,197,252.00	\$13,828.10	12/15/2011	Environment and Water Quality	Construction of integrated drainage and wetland landscape systems for water quality improvement, wetland habitat creation, and increased agricultural productivity.	IDALS-DSC
\$236,000.00	\$1,160,480.00	\$0.00	12/15/2011	Environment and Water Quality	Construction of integrated drainage and wetland landscape systems for water quality improvement, wetland habitat creation, and increased agricultural productivity.	IDALS-DSC
\$1,850,000.00	\$3,700,000.00	\$660.00	12/15/2011	Environment and Water Quality	Construction of integrated drainage and wetland landscape systems for water quality improvement, wetland habitat creation, and increased agricultural productivity.	IDALS-DSC
		\$23,746.28				

DEPARTMENT FOR THE BLIND

Iowa Department for the Blind

Final Report on Renovation January 10, 2011

This report is required by 2006 Acts, chapter 1179, division I, section 19, and by sections 8.57 and 12E, Code of Iowa, and pertain to the \$ 4,000,000 appropriation to the Department for the Blind referenced in section 16 of chapter 1179. In 2008 the General Assembly appropriated an additional \$ 869,748 in S.F. 2432 (division V, sec. 18), which later became part of the “I-JOBS” initiative pursuant to S.F. 376 (2009), division V, section 24. Including charges to the Department’s operating appropriations - especially in 2009 – in 2009 and 2010, this project cost \$ 5,093,729. This included the cost of repairing a freight elevator that failed unexpectedly during the project, the cost of unforeseen change orders, and a considerable amount of asbestos abatement contracted separately that somewhat delayed the project and added to its cost.

This project was completed on March 17, 2010 with the final payment to Breiholz Construction Company, Des Moines, the primary contractor. The project involved renovation of the third and fourth floors of the building at 524 4th Street in Des Moines as well as an upgrade of the building’s mechanical systems. In 2007, pursuant to a competitive bid letting, the Department signed a contract with Breiholz and with architectural firm Design Alliance, Inc., Waukee. A contractor was also retained to address the requirement that not less than one-half of one per cent of the cost of the project provide art work, delivery and installation of which was completed in July, 2009 at a cost of \$ 25,000 after evaluating all bids for the work.

Finishing work on the air handlers and temperature control systems was an issue that arose after extensive discussions with the architects and engineers concluded that the \$ 3.5 million estimate the architects provided originally – which was the basis for the Department’s original \$ 4 million appropriation request – did not allow for a scope of work that dealt effectively with the air handler contingencies and other issues. These units are 50 years old and are a health and safety concern in a residential facility. The Department submitted a request to the vertical infrastructure advisory committee in 2007 and also in 2008, neither of which was funded by the committee. Pursuant to an estimate provided by Breiholz Construction Company on September 29, 2008, the Department for the Blind submitted a \$ 1,004,534 appropriation request for fiscal year 2010. The Department submitted a similar request for fiscal year 2011 and did so again with its fiscal year 2012 capitals request.

DEPARTMENT OF CORRECTIONS

House File 2782
FY10 Project Status Report
Submitted to the Legislature 12/15/10

From this bill, the Iowa Department of Corrections (DOC) received funding from 5 sources:

- Rebuild Iowa Infrastructure Fund (RIIF)(0017)
- I-JOBS Restricted Capitals Funds (I-JOBS)(0436)
- Endowment for Iowa's Health Restricted Capitals Fund (RC2)(0942)
- Technology Reinvestment Fund (ROI)(0943)
- FY 2009 Prison Bonding Fund(PBF)(0512)

Each project that received funding through these programs for FY 2010 completed the following items. Where applicable, the records for each project were used to complete items from Budget Offer and I/3 budget information.

- Project Name and Description
- All Revenue Sources for Funding
- Agency Submitting Request
- Percent of Completed Work
- Total Estimated Project Cost
- All Revenue Sources for Funding
- Expended Funds
- Obligated Funds
- Estimated Completion Date

These projects are described in Tables A – D below.

DOC collected those data items for all FY10 projects and sent the completed report to the following parties on December 15, 2010 before the filing deadline of January 15, 2011:

Legislative Services Agency
Department of Management

This table includes RIIF (0017) reimbursements processed through DAS Finance, as of August 31, 2010 for FY10.

Table A: RIIF Project Expenditures

Project Name	Agency	Fiscal Year Appropriated	Original Request	Expenditures to-date	Obligated Funds	% Completed	Estimated Complete Date
Fort Madison Electrical	DOC	FY08	\$ 333,168	\$ 305,404		100%	Complete
Fort Madison Electrical	DOC	FY10	\$ -27,764	\$ 0	\$ 0	100%	Complete
Anamosa Boiler	DOC	FY08	\$25,000	\$25,000	\$ 0	100%	Complete
Fort Dodge CBC Facility	DOC	FY08	\$2,450,000	\$2,410,470	\$ 39,530	98%	Complete
ICIW Master Plan	DOC	FY08	\$500,000	\$500,000	\$0	100%	Complete
Cedar Rapids CBC Facility	DOC	FY08	\$1,300,000	\$ 1,300,000	\$0	100%	Complete
Des Moines CBC Study	DOC	FY09	\$200,000	\$96,654		48%	Complete
Des Moines CBC Study	DOC	FY10	\$-103,346				Complete
A&E	DOC	FY09	\$1,000,000	\$ 1,000,000	\$0	100%	Complete
Project Manager	DOC	FY09	\$500,000	\$500,000	\$0	100%	Complete
Project Manager	DOC	FY10	\$1,750,000	\$217,035	\$1,532,965	12%	6/13
Davenport CBC Facility	DOC	FY07	\$3,750,000	\$291,783			
Davenport CBC Facility	DOC	FY09	\$-3,458,217				
DOC Capitals Request	DOC	FY08	\$5,495,000	\$2,697,624			
DOC Capitals Request	DOC	FY09	\$-2,797,376				
TOTALS			\$10,916,465	\$9,343,970	\$1,572,495		

FY08, FY09, FY10 appropriations within the Rebuild Iowa Infrastructure Fund to the Department of Corrections for infrastructure improvement projects was \$ 10,916,465.

RIIF Project Descriptions and Funding Sources

1. Fort Madison Electrical

Funding for the lease payment under the lease-purchase agreement to connect the electrical system supporting the special needs unit to Fort Madison

Progress of Work

Project completed 6/08. \$27,764 reverted

Funding Sources:

Funded entirely by the FY07 and FY08 RIIF program funds.

2. Anamosa Boiler

For costs associated to replace the current boiler at Anamosa State Penitentiary with an energy efficient boiler

Progress of Work

Work Completed – install and implement energy efficient boiler

Work to do – continue upgrades to meet regulations

Funding Sources:

Funded 2% by the FY08 RIIF, 98% by FY09 RC2 program funds.

3. Fort Dodge CBC Facility

For cost associated with the construction of a community-based correctional facility, including district office, in Fort Dodge.

Progress of Work

Project completed 6/08

Funding Sources:

Funded 29% by FY06 Tobacco fund, 20% by FY07 RC2 and 51% FY08 RIIF program funds.

4. ICIW Master Plan

Funding for Phase 2 of the systemic study and planning of the state prison system to maximize the efficient use of the current infrastructure, capacity and treatment needs, versus projected needs of the prison system based on the Iowa prison population forecast.

Progress of Work

Project completed 4/08

Funding Sources:

Funded entirely by the FY 08 RIIF program funds.

5. Cedar Rapids CBC Facility

For cost associated with the construction of a community-based correctional facility, including district office, in Cedar Rapids.

Progress of Work

Project completed 08/10

Funding Sources:

Funded 43% by the FY07 RC2 and 57% by FY08 RIIF program funds.

6. Des Moines CBC Study

For costs associated to evaluate the effectiveness of the current Fort Des Moines residential facility and location of new residential facility.

Progress of Work

Project completed 1/09

Funding Sources:

Funded entirely by the FY09 RIIF program funds. Legislative reduction FY10 \$103,346

7. A&E Projects at Fort Madison & Mitchellville

For costs associated with architectural and engineering to remodel the Iowa Correctional Institute for Women and replace the Iowa State Penitentiary.

Progress of Work

Project completed 10/09

Funding Sources:

Funded entirely by the FY09 RIIF program funds.

8. Project Manager

For costs associated with hiring a Corrections Specialist to oversee the remodel of the Iowa Correctional Institute for Women and the replacement of the Iowa State Penitentiary. This will include project management, planning, design and implementation.

Progress of Work

Work to do – finish design

Funding Sources:

Funded entirely by the FY09, FY10 RIIF program funds.

9-10. Davenport CBC Facility and DOC Capitals Request balances transferred to RC2 (0942) in FY09

This table includes I-JOBS Restricted Capitals Funds (I-JOBS)(0436) reimbursements processed through DAS Finance, as of August 31, 2010 for FY10.

Table B: I-JOBS Restricted Capitals Funds (I-JOBS)

Project Name	Agency	Fiscal Year Appropriated	Original Request	Expenditures to-date	Obligated Funds	% Completed	Estimated Complete Date
Sioux City CBC Expansion	DOC	FY09	\$5,300,000	\$ 256,352	\$5,043,648	5%	6/11
Ottumwa CBC Expansion	DOC	FY09	\$4,100,000	\$ 257,147	\$3,842,853	6%	6/11
Waterloo CBC Expansion	DOC	FY09	\$6,000,000	\$ 473,725	\$5,526,275	8%	6/11
ICIW Expansion	DOC	FY09	\$47,500,000	\$2,543,073	\$44,956,927	5%	6/13
MPCFNCCF Kitchen	DOC	FY09	\$12,500,000	\$ 730,834	\$11,769,166	6%	6/11
Davenport CBC Expansion	DOC	FY09	\$2,100,000	\$1,147,837	\$952,163	55%	6/11
Des Moines CBC Expansion	DOC	FY09	\$13,100,000	\$ 0	\$0	0%	Canceled
Des Moines CBC Expansion	DOC	FY10	\$-13,100,000	\$ 0	\$0	0%	Canceled
TOTALS			\$77,500,000	\$5,408,968	\$72,091,032		

FY09, FY10 appropriation within the I-JOBS Restricted Capitals Funds (I-JOBS) to the Department of Corrections for construction projects was \$77,500,000.

1. Sioux City CBC Facility Expansion

For cost associated with the 42 bed expansion at the community-based correctional facility in Sioux City.

Progress of Work

Foundation work has begun

Funding Sources:

Funded entirely by the FY09 I-JOBS.

2. Ottumwa CBC Facility Expansion

For cost associated with the 25 bed expansion at the community-based correctional facility in Ottumwa.

Progress of Work

Foundation work has begun

Funding Sources:

Funded entirely by the FY09 I-JOBS.

3. Waterloo CBC Facility Expansion

For cost associated with the 43 bed expansion at the community-based correctional facility in Waterloo.

Progress of Work

Building is enclosed, some interior finish work completed

Funding Sources:

Funded entirely by the FY09 I-JOBS.

4. Iowa Correctional Institution for Women Facility Expansion

For costs associated with the remodel and expansion of the 888 bed gender specific Iowa Correctional Institute for Women

Progress of Work

Phase 1 of site work completed. Bidding building construction

Funding Sources:

Funded entirely by the FY09 I-JOBS.

5. Mount Pleasant & Rockwell City Kitchens

For costs associated with the remodel of the kitchen and new warehouse at the Mount Pleasant Correctional Facility and construction of a new kitchen at the North Central Correctional Facility

Progress of Work

Mt. Pleasant – foundation work in progress

Rockwell City – precast walls are set, roof construction is in progress

Funding Sources:

Funded entirely by the FY09 I-JOBS.

6. Davenport CBC Facility Expansion

For cost associated with the 43 bed expansion at the community-based correctional facility in Davenport.

Progress of Work

Work Completed – Building complete. Finish work during occupation

Funding Sources:

Funded 23% by FY05 RIF, 30% by FY06 RIF, 3% by FY07 RIF, 27% by FY09 RC2 and 17% FY09 I-JOBS funds.

7. Des Moines CBC Facility Expansion

For cost associated with the 43 bed expansion at the community-based correctional facility in Des Moines.

Funding Sources:

Funded by the FY09 I-JOBS. Legislative reduction in FY10

This table includes Endowment for Iowa' Health Restricted Capital Fund (RC2)(0942) reimbursements processed through DAS Finance, as of August 31, 2010 for FY10.

Table C: Health Project Expenditures

Project Name	Agency	Fiscal Year Appropriated	Original Request	Expenditures to-date	Obligated Funds	% Completed	Estimated Complete Date
Davenport CBC Facility	DOC	FY09	\$ 3,458,217	\$ 3,458,217	\$ 0	100%	6/11
Anamosa Kitchen	DOC	FY08	\$ 1,400,000	\$1,320,373	\$79,627	94%	6/11
DOC Capitals Request	DOC	FY09	\$2,797,376	\$1,287,836	\$1,509,540	46%	6/11
TOTALS			\$7,655,593	\$6,066,426	\$1,589,167		

FY08, FY09 appropriation within the Endowment for Iowa' Health Restricted Capitals Fund to the Department of Corrections for construction projects was \$7,655,593.

Endowment for Iowa' Health Restricted Capitals Project Descriptions and Funding Sources

1. Davenport CBC Facility

For cost associated with the construction of a community-based correctional facility, including district office, in Davenport.

Progress of Work

Work Completed – Building complete. Finish work during occupation **Funding**

Sources:

Funded 23% by FY05 RIIF, 30% by FY06 RIIF, 3% by FY07 RIIF, 27% by FY09 RC2 and 17% FY09 I-JOBS funds.

2. Anamosa Kitchen

For cost associated with the renovation of the kitchen at Anamosa State Penitentiary.

Progress of Work

Project completed 6/08

Funding Sources:

Funded 20% by FY06 RIIF, 51% by FY06 Tobacco and 29% FY08 RC2 funds.

3. DOC Capital Request (includes funding for Anamosa Boiler, Newton Electrical, Newton Water, and Security Audit

Anamosa Boiler

For costs associated to replace the current boiler at Anamosa State Penitentiary with an energy efficient boiler

Progress of Work

Work Completed – install and implement energy efficient boiler

Work to do – continue upgrades to meet regulations

Funding Sources:

Funded 2% by the FY08 RIF, 98% by FY09 RC2 program funds.

Newton Electrical

For costs associated with improving the primary electrical feed to the Newton Correctional Facility

Progress of Work

Work Completed – primary design completed

Funding Sources:

Funded entirely by the FY09 RC2 program funds.

Newton Water

For costs associated with replacing the hot water utility loop at the Newton Correctional Facility

Progress of Work

Work Completed – completed 6/10

Funding Sources:

Funded entirely by the FY09 RC2 program funds.

Security Audit

For costs associated with replacing the security fence at Iowa Medical and Classification Center

Progress of Work

Project Completed

Funding Sources:

Funded entirely by the FY09 RC2 program funds.

This table includes ROI (0943) reimbursements processed through DAS Finance, as of August 31, 2009 for FY10.

Table D: ROI Project Expenditures

Project Name	Agency	Fiscal Year Appropriated	Original Request	Expenditures to-date	Obligated Funds	% Completed	Estimated Complete Date
ICON	DOC	FY08	\$500,000	\$500,000	\$0	100%	Complete
ICON	DOC	FY09	\$500,000	\$500,000	\$0	100%	Complete
ICON	DOC	FY10	\$500,000	\$500,000	\$0	100%	Complete
TOTALS			\$1,500,000	\$1,500,000	\$0		

FY08, FY09, FY10 appropriation within the Technology Reinvestment Fund to the Department of Corrections for technology improvement projects was \$ 1,500,000.

ROI Project Descriptions and Funding Sources

1. ICON

The ICON system is the offender management system of the Iowa Department of Corrections. The project funded with this request will be to enhance the ICON system so that it expands its ability to share data with all of the criminal justice agencies in Iowa as required by an agreement between the Governor and the Chief Judge.

Progress of Work

Work completed FY08:

Completed Victim Confidential Information, TCU Drug Screen Assessment, Evidence-based Status, and .NET programming. Began development of Critical Incident Reporting Module.

Work to be completed FY09:

Deployment of Critical Incident Reporting Module, Sexual Violence Propensity Assessment, and URICA (University of Rhode Island Change Assessment), Revise Custody Classification, revise Reception Report, program new Assessment, complete Electronic PSI, complete updates to Sex Offender Registry, and complete County Attorney data sharing.

Work Completed in FY10:

Statewide deployment of the ICON Critical Incident Reporting module
 Deployment of the Sexual Violence Propensity Assessment
 Deployment of the URICA (University of Rhode Island Change Assessment)
 Deployment of the Offender Head Injury Assessment
 Deployment of the revised male/female prison Custody Classification assessments

Funding Sources:

FY08 - Funded 66% from ROI funds and 33% from other General fund appropriations

FY09 - Funded 70% from ROI funds and 30% from other General fund appropriations

FY10 - Funded 54% from ROI funds and 46% from other General fund appropriations

This table includes PBF (0512) reimbursements processed through DAS Finance, as of August 31, 2010 for FY10.

Table E: PBF Project Expenditures

Project Name	Agency	Fiscal Year Appropriated	Original Request	Expenditures to-date	Obligated Funds	% Completed	Estimated Complete Date
ISP Prison	DOC	FY09	\$130,677,500	\$ 9,268,474	\$121,409,026	7%	2014
TOTALS			\$130,677,500	\$ 9,268,474	\$121,409,026		

FY09 appropriation within the Prison Bonding Fund to the Department of Corrections for technology improvement projects was \$ 130,677,500.

PBF Project Descriptions and Funding Sources

1. Iowa State Penitentiary Prison

For costs associated with the construction of a new maximum security prison to replace the current Iowa State Penitentiary.

Progress of Work

Work Completed – site work complete, started building construction

Funding Sources:

Funded entirely by the FY09 Prison Bonding funds.

DEPARTMENT OF CULTURAL AFFAIRS

**Department of Cultural Affairs
Infrastructure and Capital Report
December 2010**

Grout Museum District Oral History Exhibit

This appropriation directed to the Grout Museum District in Waterloo was made in FY 2010 in the amount of \$486,250. In a report filed for the fiscal year ending June 30, 2010, \$266,742.83 had been expended with a balance of \$219,507.43 to be expended in FY 2011.

Historic Preservation

While there was no funding for Historic Site Preservation Grant Program (HSPG) in FY 2011, there are previously awarded projects that are still underway from previous fiscal years. A report on projects awarded, in-progress, completed, and reimbursed is appended to this report.

Kimball Organ Restoration

This appropriation for \$80,000 was used for the match to a federal "Save America's Treasures" grant. Work commenced on the organ in October 2009 and was completed in April 2010. A grand rededication concert was held on Sunday, April 18, 2010. A complete season of organ concerts was completed in December and planning for a new season is underway. Late in the 2010 legislative session, approximately \$25,000 was de-appropriated.

Great Places Capitals

A detailed report of the current Great Places and project status is appended to this report.

Battle Flags

One full time conservator, one part-time technician, plus volunteers and interns contributing nearly 2000 hours have worked on the on-going preservation project. All work is done in the in-house lab. Nine more flags have been fully conserved and treated for safe exhibition and six flags have been displayed at the Historical Building or the Capitol. Four loan requests were handled including the loan of the South Carolina palmetto flag, known as Big Red to the Citadel. Over ten thousand people learned about the project through outreach activities such as public programs, conferences, tours and the Collections Cam (see Battle Flag Lab below). Full details on the project and information on current activities can be found at the Battle Flag project website, <http://www.iowaflags.org/>

Civil War Sesquicentennial

Publication: *Profiles of Valor: Iowa's Medal of Honor Recipients of the Civil War* by Dennis Black was completed and received June 15. ACME Printing of Des Moines bid \$86,526 to publish 2,000 perfect bound and 500 hard bound copies of the book. Proceeds from the sale will benefit the muster roll preservation efforts.

Muster Roll Preservation: A project to preserve and digitize Iowa unit Muster-Out rolled started in early calendar 2010. Approximately 600 of these over-sized documents have been stabilized and digitally photographed. Proper storage units for the originals must still be ordered. The total volume of muster roll records is approximately 34 cubic feet in the State Archives. The Muster Out records contain summary information on an Iowa soldier's service in the war and is useful for general research by historians and genealogists.

Battle Flag Lab: After some study, the costs to move the lab to a public space exceeded the entire appropriation. However, providing public access to the lab and observing the work in the lab will be accomplished in electronic format dubbed, Collections Cam. Using the ICN's Perfect Meetings software and the proper equipment visitors are able to talk directly with conservators as the work on the flags from dedicated camera and screen in the lobby of the museum. This has the capability of "broadcasting" to classroom and individual users providing they have a webcam, high speed internet connection and java script on their computers. Several pilot broadcasts have been tried with schools and individual users. The cost of the equipment was \$39,250.

Mobile Civil War Exhibit: A contract was awarded to the Iowa firm, Applied Art and Technology on December 16 for \$75,000 to produce this exhibit. The trailer outfitted for the Abraham Lincoln, History on the Move exhibit is being re-used for this exhibit. It will explore why Iowan fought, have an interactive timeline, look at the consequences of the war, and provide a program on finding information on Civil War ancestors and veteran from your community in Iowa. The exhibit will debut on April 12, 2010 for the kickoff of the Iowa Civil War Sesquicentennial observance and will tour the state at schools, libraries, local historical societies, and special events for two years.

Exhibit at the State Historical Museum: Plans for this exhibit are under development.

Community Cultural Grant Program

This appropriation was made in FY 2010 and was awarded to the Thai-dam Cultural Center. The purpose of the appropriation was that it go to an organization establishing a cultural and education center to showcase an immigrant community from Laos and Vietnam. A final report is on file with the Iowa Arts Council Division of DCA.

Historic Site Maintenance RIIF

Several projects have been accomplished since July 1, 2010. Replacement storm windows were fabricated and installed at the American Gothic House and some minor

plumbing repairs were made. Security systems at the Edel Blacksmith Shop were upgraded. An unsealed cistern at the Plum Grove site was appropriately filled. Other projects will be addressed in the spring.

During the summer of 2010, the well at the Montauk site tested positive for e-coli and the septic systems were ruled non-compliant with recently adopted codes. An engineering study was commissioned to look at the problem and propose alternatives with costs. The study shows alternatives costing in a range from \$102,500 to \$144,000 with the additional costs for archaeological monitoring. Since Montauk is a listed National Register property and a State Preserve this monitoring is appropriately needed. Those costs far exceed this appropriation and other sources of funds must be sought or requested to fix a critical need effecting the life, health, and safety of the public.

**HSPG FY05 Review Panel
Regular Grant Cycle
Open Projects – as of December 15, 2010**

Rank	Grant #	Applicant -- Project Title and Description	Grant Request	Project Total	Panel Funding Recommendation	Notes
1	HS05-008	Siouxland Historical Railroad Association- Machine Shop Building Rehabilitation Description: This grant funds structural improvements to the Machine Shop as part of a multi-faceted project to reclaim the Milwaukee Railroad Shops as a historic district. When completed, the Machine Shop will serve as an interpretive center featuring artifacts, scale models, and themed exhibits tracing Iowa's rich railroad heritage.	\$100,000.00	\$453,700.00	\$100,000.00	Contract: \$100,000 Contract extension: April 30, 2011

**HSPG FY07 Review Panel
Regular Grant Cycle
Funded Projects**

Rank	Grant #	Applicant -- Project Title and Description	Grant Request	Project Total	Panel Funding Recommendation	Notes
1	HS07-012	Dubuque County Historical Society - National Landmark Steamboat William M. Black Restoration Description: This grant will match federal funds to restore the smokestacks, preserving main deck and wooden superstructure, and restore the Black's tender boat and pipeline barge.	\$100,000.00	\$200,000.00	\$100,000.00	Contract: \$100,000 Completed - \$100,000 reimbursed
2	HS07-013	Grant Wood Studio, Cedar Rapids Museum of Art - Preservation of the Grant Wood Studio Description: The purpose of this project is to restore and preserve original material on the exterior envelope of the Grant Wood Studio. This historic property, originally built as the carriage house associated with the George B. Douglas House in Cedar Rapids, is known as #5 Turner Alley. It served as Grant Wood's dwelling and artist's studio between 1924 and 1934. The property is listed on the National Register of Historic Places.	\$100,000.00	\$450,007.00	\$100,000.00	Contract: \$100,000 Completed - \$100,000 reimbursed
3	HS07-004	Clayton County Conservation Board - Motor Mill Restoration Project Description: The Motor Mill Historic Site contains five limestone structures along with the 90' tall Motor Mill located along the Turkey River SE of Elkader, Iowa. The proposed project will replace the deteriorating roof structures on the Mill and Inn, thus preserving each structure until future restoration efforts can be accomplished.	\$55,400.00	\$111,200.00	\$55,400.00	Contract: \$55,400 Completed - \$35,799.41 reimbursed \$19,600.59 not used

4	HS07-009	<p>City of Charles City - Suspension Bridge Rehabilitation Description: The purpose of this project is to rehabilitate Charles City's 100+ year old Suspension Bridge. The bridge is listed on the National Register of Historic Places.</p>	\$100,000.00	\$200,000.00	\$100,000.00	<p>Contract: \$100,000 Completed - \$100,000 reimbursed</p>
5	HS07-010	<p>French Icarian Colony Foundation -Interior Restoration of 1878 Icaria Refectory Description: A chapter of Iowa's history will come alive with the interior restoration of the 1878 Icaria refectory (communal dining hall) at the French Icarian Colony Village, a living history center being developed on original Icaria land northeast of Corning. The restored refectory will play a key role in the interpretation of the Icarians quest for Utopia in Adams County from 1852-1898.</p>	\$100,000.00	\$213,480.00	\$100,000.00	<p>Contract: \$100,000 Completed - \$100,000 reimbursed</p>
6	HS07-003	<p>City of Dubuque - White Water Creek Bridge Rehabilitation Description: After relocation to the Bergfeld Recreation Area, the historic White Water Creek Bridge will be refurbished. Existing lead paint will be removed and the bridge repainted. Then, decking and hand railing will be replaced so the bridge is ready for use as part of the park's trail system.</p>	\$55,250.00	\$110,500.00	\$55,250.00	<p>Contract: \$55,250 \$0 reimbursed Grant extension: August 31, 2010</p>
7	HS07-001	<p>Story City Historical Society - Bartlett Museum Carriage House Description: The Bartlett Museum Carriage House is a multi-purpose facility that will serve as a gathering place for the community to learn about its rich heritage. The building also meets current guidelines for artifact preservation and storage, allows researchers to access objects and documents, enables the historical society to change exhibits, and provides proper space for future acquisitions.</p>	\$100,000.00	\$388,359.00	\$100,000.00	<p>Contract: \$100,000 Completed - \$100,000 reimbursed</p>

8	HS07-002	<p>First Baptist Church of Davenport, Iowa - Stained Glass Window and Entry Door Restoration</p> <p>Description: The project will restore the 52 original, individual stained glass windows in the church and install proper, vented storm windows to the exterior for their protection. The two sets of non-historic entry doors will be restored to their historic appearance with new wood doors with inset panels.</p>	\$75,810.00	\$151,620.00	\$75,810.00	<p>Contract: \$75,810 Completed - \$75,810 reimbursed</p>
9	HS07-005	<p>Des Moines County Historical Society - Des Moines County Historic Center</p> <p>Description: The DMCHS is preparing the former public library for adaptive reuse as a historical museum. Respecting the historic structure must remain paramount while resolving code issues, improving environmental controls, and developing functional, efficient plans. The project provides for expanded exhibit and storage space and proper artifact conservation.</p>	\$100,000.00	\$200,408.00	\$100,000.00	<p>Contract: \$100,000 Completed - \$100,000 reimbursed</p>
		TOTAL			\$786,460.00	

HSPG FY08 Review Panel Final Rankings and Recommendations

Rank	Grant #	Applicant--Project Title	Grant Request	Project Total	Amount Funded	Notes
1	HS08-013	<p>Corning Opera House Cultural Center – Corning Opera House Rehabilitation: Phase 3 Description: This project involves preparation of construction documents necessary for Opera House rehabilitation, as well as rehabilitation of the second floor, balcony, ingress/egress areas, stairways, and theatrical areas.</p>	\$98,000	\$225,000	\$98,000	<p>Contract \$98,000 \$23,177.75 Reimbursed Contract end date: June 30, 2010 Contract extension: December 31, 2010</p>
2	HS08-009	<p>German American Heritage Center – Rehabilitation of the German American Heritage Center Description: This project will support Phase II rehabilitation of the Germania House, which was constructed in 1861 and is the last remaining immigrant hotel of the period in the region. Through this project the Center will double the exhibition area, create a large programming area, significantly increase educational outreach, more than double the number of people served, improve artifact preservation and storage, and insure a more stable financial future.</p>	\$100,000	\$570,000	\$100,000	<p>Contract \$100,000 Completed: \$100,000 reimbursed</p>
3	HS08-006	<p>Edmundson Art Foundation, Inc. – Des Moines Art Center Accessibility Improvement Project Description: This project to improve the Des Moines Art Center's accessibility directly impacts the visitors' experiences. Plans include the addition of an exterior elevator.</p>	\$100,000	\$535,240	\$100,000	<p>Contract: \$100,000 Completed: \$100,000 reimbursed</p>
4	HS08-017	<p>Knoxville Alumni Association-SOS Committee – Knoxville WPA Athletic Field Rehabilitation Description: This project is the first stage in rehabilitation of this important historic resource. The project focuses on rehabilitation of the pool, bath house, and stadium structures, including the former concession stand, existing stone walls, east and west entry towers, and some areas of the bleachers.</p>	\$100,000	\$200,004	\$100,000	<p>Contract: \$100,000 Completed - \$100,000 reimbursed</p>

5	HS08-014	Jackson County Historical Society – The Clinton Engines Museum Project: Phase III Description: Phase III of the Clinton Engines Museum Project plans to create handicapped accessibility to the lower level, allowing the lower level to be open to the public.	\$71,004	\$142,008	\$71,004	Contract: \$71,004 Completed - \$71,004 Reimbursed
6	HS08-002	St. Luke's United Methodist Church – St. Luke's United Methodist Church: Restoration of Sanctuary Description: The purpose of this project is to renovate and preserve the Della Robbia frieze and the Tiffany geometric art glass windows in the sliding doors in the sanctuary. The goal of the entire sanctuary restoration program is to restore the sanctuary to its original beauty.	\$45,724	\$91,448	\$45,724	Contract: \$45,724 Completed: \$45,724 reimbursed
7	HS08-003	Big Creek Historical Society – Big Creek Historical Society: Stairway to Yesteryear Description: This project will serve to restore the city hall building in Polk City to the 1915 era, enabling the structure to again become the center of activity in the community. The building is currently one of the longest serving municipal buildings in Iowa.	\$83,269	\$166,538	\$83,269	Contract: \$83,269 Completed - \$83,269 Reimbursed
8	HS08-016	City of Ames – City of Ames: Exterior Door Replacement and Rehabilitation for City Hall / Community Center Description: This project will replace all exterior doors on the City Hall/Community Center with new wood doors that reflect the historic architectural design and materials used in the original building construction as the Ames High School in 1939.	\$100,000	\$236,775	\$100,000	Contract: \$100,000 Completed: \$100,000 reimbursed
9	HS08-012	Grant Community Preservationists – Grant Masonic Lodge Building Description: GCP will begin restoration to the Grant Mason Lodge Building. The restoration will include adding bathrooms, a kitchen and heat, as well as repairing wooden floors, woodwork, and stairs. The Masonic Lodge, built in 1901, is a contributing building in the Grant Commercial Historic District.	\$86,600	\$173,200	\$86,600	Contract \$86,600 \$53,612.03 Reimbursed Contract end date: June 30, 2010 Contract extension: June 30, 2011
		TOTAL			\$784,597	

**HSPG FY09 Review Panel
Regular Grant Cycle
Funded Projects**

Rank	Grant #	Applicant -- Project Title and Description	Grant Request	Project Total	Panel Funding Recommendation	Notes
1	HS09-022	Salisbury House Foundation -Internal Surfaces Preservation and Waterproofing Description: This grant will help fund the restoration of the Salisbury House's internal surfaces. The property hosts 30,000 visitors annually. These improvements will make it possible to share more of the house with an increased number of visitors in the future, while protecting the priceless art, architecture, and artifacts collection.	\$100,000	\$296,675	\$100,000	Contract: \$100,000 \$50,000 Reimbursed Contract end date: June 30, 2011
2	HS09-005	Jefferson County -Maasdam Barns Development Project Description: The project centers around the Maasdam Farmstead, a historic farmstead establish circa 1906 that played a major role in the draft horse industry in the early 1900s. The site is being developed into a historical interpretation center and tourist information center.	\$90,000	\$360,712	\$90,000	Contract: \$90,000 \$45,000 Reimbursed Contract end date: June 30, 2011
3	HS09-013	Historic General Dodge House, Inc. -General Dodge House Complex Paint, Wood and Masonry Restoration Description: The Historic General Dodge House Complex plans for a paint, wood, and masonry restoration project. This project will benefit three of the four buildings on the complex: The General Dodge House, the General Dodge Carriage House, and the August Beresheim House.	\$96,500	\$193,000	\$96,500	Contract: \$96,500 \$68,940 Reimbursed Contract end date: June 30, 2011
4	HS09-026	Dubuque County -Restoring the Historic Dubuque County Jail Description: This project will preserve the historic Dubuque County Jail, one of Iowa's National Historic Landmarks. This building is severely threatened by water. Re-pointing, foundation repair, caulking, storm water control, and temperature controls are needed to halt deterioration. This will preserve the building for future generations and created a safer environment for visitors.	\$100,000	\$200,000	\$100,000	Contract: \$100,000 \$50,000 Reimbursed Contract end date: June 30, 2011

5	HS09-016	River City Society for Historic Preservation -Stockman House Architectural Interpretive Center Description: This grant will help fund the construction of the Mason City Architectural Interpretive Center in Mason City. The Interpretive Center will serve in conjunction with the Stockman House to interpret the American architectural movement Frank Lloyd Wright's 1907 arrival in Mason City set in motion.	\$100,000	\$682,172	\$100,000	Contract: \$100,000 \$50,000 Reimbursed Contract end date: June 30, 2011
6	HS09-010	Cattermole Cultural Center Commission -Cattermole Rehabilitation Description: The Cattermole redevelopment project comprises a two-fold community purpose: restoration of the historical fabric of the structure and renovations to provide accommodations for both a Sheaffer Pen Museum and city cultural center.	\$97,551	\$209,735	\$97,551	Contract: \$97,551 \$48,725.50 Reimbursed Contract end date: June 30, 2011
7	HS09-023	Glenn Miller Birthplace Society -Glenn Miller Birthplace Museum Description: The purpose of this project is to construct an exhibit/display area as part of the Glenn Miller Birthplace Museum, located adjacent to the Glenn Miller Birthplace Home. The Glenn Miller Birthplace Museum will feature an extensive collection of exhibits and artifacts, music archives, a theatre, and a library that will draw visitors to the Clarinda community throughout the year.	\$100,000	\$600,000	\$100,000	Contract: \$100,000 Completed: \$100,000 reimbursed
8	HS09-020	City of West Des Moines -Historic City Hall Foundation Description: This grant will help fund the renovation of West Des Moines' historic City Hall. The building will be rehabilitated to create a space for public use. The building is slated to house offices for the Historic Valley Junction Foundation; a general welcome center; classroom area; computer lab for low-income residents; and a museum of fire protection and Valley Junction history.	\$100,000	\$471,750	\$100,000	Contract: \$100,000 \$50,000 Reimbursed Contract end date: June 30, 2011
		TOTAL			\$784,051*	*This amount is less than the FY2009 HSPG funding by \$195,949. This amount has been moved to a separate HSPG Emergency Grant Cycle for disaster relief.

**HSPG FY09 Review Panel
Emergency Grant Cycle
Funded Projects**

Rank	Grant #	Applicant -- Project Title and Description	Grant Request	Project Total	Panel Funding Recommendation	Notes
1	HS09-101	St. Lucas Historical Society -Flood Recovery: St. Lucas Historical Society Description: The Blacksmith Shop suffered extensive damage during the June 2008 flooding in NE Iowa. The grant project will help with foundation restoration, wood floor restoration, and restoration of the rear wall of the structure.	\$3,800	\$7,600	\$3,800	Contract: \$3,800 Completed: \$3,800 reimbursed
2	HS09-104	Thorland Company -Disaster Recovery: The Cherry Building, Cedar Rapids Description: The Cherry Building was damaged in the June 2008 floods. The flood waters caused extensive damage to the first floor and the basement. Grant funds will help with the rehabilitation of the building.	\$50,000	\$172,100	\$50,000	Contract: \$50,000 Completed: \$50,000 reimbursed
3	HS09-107	Sherman Hill Association -Disaster Recovery: Kingsway Cathedral Description: Funds are needed to repair roof damage caused by spring and summer storms in 2008. The building is taking on considerable amounts of water, causing a serious threat to the structure.	\$2,771	\$5,542	\$2,771	Contract: \$2,771 Completed - \$2,771 reimbursed
4	HS09-108	Cedar Rapids Historic Preservation Commission -Disaster Recovery: Two Cedar Rapids Properties Description: The Cedar Rapids HPC applied on behalf of the Commonwealth Apartments and Czech Cottage in Cedar Rapids. Both properties were affected by the June 2008 flood. The Commonwealth Apartments lost steam heat and the Czech Cottage sustained damage from the flood waters. This project is to aid in returning both properties to their pre-flood conditions.	\$47,569	\$317,630	\$47,569	Contract: \$47,569 \$35,756.50 Reimbursed Contract end: June 30, 2011

5	HS09-109	<p>Bruce E. Dietrich</p> <p>-Disaster Recovery: Alvin Miller House, Charles City</p> <p>Description: The Alvin Miller House, designed by Frank Lloyd Wright, took on 3.5 feet of water during the June 2008 Cedar River flood. Grant funds will help rehabilitate the completely destroyed interior.</p>	\$49,074	\$98,148	\$49,074	<p>Contract: \$49,074</p> <p>\$24,537 Reimbursed</p> <p>Contract end: June 30, 2011</p>
6	HS09-110	<p>Iowa Historic Preservation Alliance</p> <p>-Disaster Recovery: Ira Sturdevant House, Waverly</p> <p>Description: The Ira Sturdevant House is the oldest house in Waverly and is eligible for listing on the National Register of Historic Places. The Cedar River flooded the house in June 2008. This grant would be used to purchase the house, protecting it from possible neglect or demolition.</p>	\$42,000	\$84,000	\$25,000	<p>Contract: \$25,000</p> <p>\$17,077.50 Reimbursed</p> <p>Contract end: June 30, 2011</p>
7	HS09-112	<p>Parkersburg Historical Society</p> <p>-Disaster Recovery: Wolf House Roof Repair</p> <p>Description: The historic Charles Wolf House in Parkersburg sustained damage from the EF5 tornado that devastated the town of Parkersburg in May 2008. These grant funds will assist in replacing the roof in order to prevent further damage to this historic structure and the museum collections inside.</p>	\$17,000	\$44,590	\$17,000	<p>Contract: \$17,000</p> <p>Completed - \$17,000 Reimbursed</p>
<p>TOTAL FUNDED</p> <p>\$195,214</p>						

**HSPG FY10 Review Panel
Regular Grant Cycle
Final Rankings and Recommendations**

Rank	Grant #	Applicant -- Project Title and Description	Grant Request	Project Total	Panel Funding Recommendation	Notes
1	HS10-026	University of Iowa - Office of the State Archaeologist - Preservation of Iowa's Archaeological Collections Description: The grantee plans to enhance the standard and efficiency of storage for its archaeological collections by making vertical infrastructure improvements to the State Archaeological Repository. This will be accomplished by remodeling an unfinished basement space including installation of a compact mobile shelving system to nearly double the repository capacity augmenting the ability to interpret the history and heritage of Iowa.	\$92,500	\$185,000	\$92,500	under contract February 1, 2010; anticipated completion date June 30, 2012
2	HS10-004	World Food Prize Foundation – Norman E. Borlaug Hall of Laureates Description: The century-old Des Moines Public Library will be preserved and renovated to serve as the Norman E. Borlaug Hall of Laureates. This project will be to restore the original east staircase re-connecting the building to the Des Moines River and restoring the original construction of the building as it was designed in the historic "City Beautiful" plan at the end of the 19 th century.	\$100,000	\$685,011	\$100,000	under contract February 1, 2010; anticipated completion date June 30, 2012
3	HS10-010	Living History Farms Foundation – Flynn Mansion Restoration, Phase 1 Description: The Living History Farms Foundation plans for work to be completed on the Flynn Mansion to complete elements identified as "immediate concerns" in a "Physical Assessment Report," conducted by an architectural firm.	\$85,000	\$170,000	\$56,978	under contract February 1, 2010; anticipated completion date June 30, 2012; Partial funding - to fund up to \$200,000 limit in Polk County

4	HS10-013	Johnson County Songbird Project - Althea R. Sherman Project, Phase I Description: The purpose of this project is to complete a full historic restoration of Althea Sherman's chimney swifts' tower. A small museum highlighting Sherman's life, art, and scientific accomplishments will accompany the tower.	\$87,750	\$175,500	\$87,750	under contract February 1, 2010; anticipated completion date June 30, 2012
5	HS10-025	Cornell College - Renovation of Historic King Chapel Description: This grant will help Cornell College with critical structural repairs to King Chapel, a landmark of the college and Mount Vernon. This project is specifically to reinforce the east and west walls and repair the roof.	\$100,000	\$237,400	\$100,000	under contract February 1, 2010; anticipated completion date June 30, 2012
6	HS10-024	Fort Des Moines Museum and Education Center - Restoring the Fort Des Moines Chapel Description: The Museum will use grant funds to restore the Fort Des Moines Chapel, which was built in 1910. Renovations include restoring the limestone cross on the roof of the chapel, restoring the Rosetta windows in the rear of the chapel, and installing air conditioning.	\$43,022	\$86,045	\$43,022	under contract February 1, 2010; anticipated completion date June 30, 2012
7	HS10-009	Siouxland Historical Railroad Association - Backshop Buildings Preservation Project Description: This project continues the preservation and rehabilitation of the Milwaukee Railroad Shops, a surviving example of a steam locomotive terminal in Iowa. The project will specifically address exterior and interior structural repairs to the carpenter/car shops, sand drying house, water closet facility, and engineers' tool shed	\$100,000	\$541,632	\$100,000	under contract February 1, 2010; anticipated completion date June 30, 2012
8	HS10-027	Henry County Heritage Trust - Van Allen House Restoration Description: This project will restore the boyhood home of James Van Allen to a condition where it can be used as a safe and secure museum, educational, and research facility	\$58,470	\$116,940	\$58,470	under contract February 1, 2010; anticipated completion date June 30, 2012

9	HS10-028	<p>Capitol Theater Foundation of Burlington, Iowa - Capitol Theater Infrastructure Project</p> <p>Description: The Capitol Theater is one of only two intact Art Deco Buildings in Burlington. The theater has been vacant and without heating, air conditioning and limited electrical services since 1977. This project is for the installation of heating, ventilation, air conditioning, and electrical systems.</p>	\$93,050	\$186,100	\$93,050	under contract February 1, 2010; anticipated completion date June 30, 2012
10	HS10-030	<p>Spirit Lake Protective Association - Restoration and Rehabilitation of Mini-Wakan Picnic Shelter</p> <p>Description: The 1934 Mini-Wakan State Park Picnic Shelter will be restored to highlight the historic elements and meet the need of the 21st century. The project will rehabilitate and further develop the Mini-Wakan State Park, which is a park on the north shore of Big Spirit Lake.</p>	\$100,000	\$200,000	\$100,000	under contract February 1, 2010; anticipated completion date June 30, 2012
11	HS10-021	<p>Fremont County Historical Society - Fremont County Rodeo/Museum Project - Part B</p> <p>Description: The grant funds will aid the Fremont County Historical Society in creating a museum complex in Sidney. The complex will include a Rodeo Museum telling the Sidney Rodeo story. The main museum will be renovated and will include new exhibits that interpret events that are nationally significant.</p>	\$80,000	\$215,544	\$80,000	under contract February 1, 2010; anticipated completion date June 30, 2012
12	HS10-031	<p>St. Lucas Historical Society - Climate Control System for German-American Museum</p> <p>Description: The St. Lucas Historical Society will upgrade the building's mechanical, plumbing, and HVAC systems. This project includes replacement of the old boiler system, renovation of building space to improve utilization for above purposes and insertion of new utilities and zone controlled heating and cooling controls.</p>	\$98,000	\$196,000	\$68,230	under contract February 1, 2010; anticipated completion date June 30, 2012; Partial funding - to use the remainder of the \$980,000

TOTAL FUNDED
\$980,000

Iowa Great Places Program Summary

Place	Project	Grant Award	Grant Reimbursements	Remaining Grant	
FY07:					
Clinton		1,000,000.00	1,000,000.00	0.00	
	Bridges/Arches	103,084.75	103,084.75	0.00	
	Eagle Point Disc course	11,160.00	11,160.00	0.00	
	Eagle Point Palyground	79,860.00	79,860.00	0.00	
	Sawmill Heritage Museum	490,000.00	490,000.00	0.00	
	Eagle Point restrooms	80,402.00	80,402.00	0.00	
	Public Art Sculpture	60,000.00	60,000.00	0.00	
	Public Beach	175,000.00	175,000.00	0.00	
Coon Rapids		1,000,000.00	999,999.99	0.01	
	City Park Community Shelter	75,000.00	75,000.00	0.00	
	City Park Community Drainage	15,000.00	15,000.00	0.00	
	River Park Shower	24,900.00	24,899.99	0.01	
	Streetscape	185,000.00	185,000.00	0.00	
	Assisted Living Center	200,000.00	200,000.00	0.00	
	Great Places trail	250,000.00	250,000.00	0.00	
	Whiterock Visitors Center	250,000.00	250,000.00	0.00	
Sioux City		1,000,000.00	999,337.22	662.78	reverted
	Museum & Building Façade	279,893.38	279,893.38	0.00	
	Wayfinding signage	42,924.62	42,924.62	0.00	
	Regents School of Design	580,000.00	580,000.00	0.00	
Total, FY07		5,322,224.75			

FY08:

Adams County		404,010.00	404,000.00	10.00
	Lake Icaria	173,100.00	173,100.00	0.00
	French Icarian Foundation	97,600.00	97,600.00	0.00
	Opera House	115,000.00	115,000.00	0.00
	Opera House Improvements	6,617.00	6,617.00	0.00
	Johnny Carson Birthplace	28,000.00	28,000.00	0.00
	Johnny Carson Birthplace/HVAC	3,003.00	3,003.00	0.00
Dubuque		534,000.00	534,000.00	0.00
	America's River Museum	250,000.00	250,000.00	0.00
	Carnegie Library	250,000.00	250,000.00	0.00
	Bi-lingual signage	34,000.00	34,000.00	0.00
	Historic Millwork District	150,000.00	150,000.00	0.00
Fairfield		429,268.00	429,266.53	1.47
	Streetscape	200,000.00	200,000.00	0.00
	Loop trail	65,000.00	65,000.00	0.00
	BikewayWalkway	70,000.00	70,000.00	0.00
	Maasdam Barn	41,143.00	41,143.00	0.00
	Vedic Observatory	16,500.00	16,500.00	0.00
	Sustainable Learning Center	106,625.00	106,625.00	0.00
Guttenberg		528,000.00	528,000.00	0.00
	Marina	528,000.00	528,000.00	0.00
Jackson County		512,942.00	510,557.60	2,384.40
	Walkway	179,000.00	179,000.00	0.00
	Maquoketa River water trail	35,970.00	35,970.00	0.00
	Bike trail	127,399.00	127,399.00	0.00
	Clinton Engine Museum	125,000.00	125,000.00	0.00
	Insane Asylum Museum	45,000.00	42,615.60	2,284.40

Mason City		591,780.00	591,780.00	0.00
	Park Inn Hotel	500,000.00	500,000.00	0.00
	Wayfinding signage	25,000.00	25,000.00	0.00
	Stockman House Intrepretive Cen	66,799.00	66,799.00	0.00

Total, FY08 6,238,756.00

FY09:

Appanoose Co	Trail	137,245.00	137,245.00	0.00
	Ritz Theatre	142,755.00	34,044.06	108,710.94
Charles City	Riverfront	202,590.00		202,590.00
	Catt home	95,410.00	95,001.88	408.12
Council Bluffs	Riverfront	256,000.00	256,000.00	0.00
Davenport	Active Recreation	286,000.00	286,000.00	0.00
Decorah	Trout Run Trail	290,000.00	290,000.00	0.00
Perry	Depot Restoration	83,400.00	83,400.00	0.00
	Downtown	232,600.00	234,346.00	(1,746.00) *
Valley Junction	City Hall	135,000.00	135,000.00	0.00
	Playground	4,000.00	4,000.00	0.00
	Public Art	5,000.00	1,000.00	4,000.00
	Sprinkler System	130,000.00	130,000.00	0.00

Total, FY09 2,000,000.00

FY10:

Adams County	Corning Opera House & Cultural Center	20,000.00	20,000.00	0.00
Adams County	French Icarian Colony	25,000.00	25,000.00	0.00
Adams County	Lake Icaria Improvements	23,100.00	23,100.00	0.00
Appanoose County	Lelah Bradley Playing Fields	150,000.00	150,000.00	0.00
Charles City	Riverfront Park Development	179,450.00	135,555.44	43,894.56
Council Bluffs	Pedestrian Bridge Plaza Park	43,164.00	43,164.00	0.00
Davenport	Centennial Park Sprayground	100,000.00	100,000.00	0.00
Davenport	Front Porch Parkway	100,000.00	100,000.00	0.00
Decorah	Trout Run Trail	200,000.00	200,000.00	0.00
Dubuque	Millworking District Streetscape	150,000.00	150,000.00	0.00
Fairfield	Bikeway/Walkway Plan	45,000.00	45,000.00	0.00
Fairfield	Fairfield Loop Trail	15,000.00	15,000.00	0.00
Fairfield	Maasdam Barns Restoration	10,000.00	10,000.00	0.00
Guttenberg	Guttenberg Marina	75,000.00	75,000.00	0.00
Jackson County	Copper Creek Trail	100,000.00	100,000.00	0.00
Marquette- McGregor	Ina Maka Park	50,000.00	49,824.00	176.00

Mason City	Park Inn & City National Bank Building	89,286.00	89,286.00	0.00
Perry	Downtown Revitalization	80,000.00	80,000.00	0.00
Spencer	Grand Enhancements	80,000.00	80,000.00	0.00
Spencer	Spencer Community Theatre Remodel & Expansion	85,000.00	85,000.00	0.00
Valley Junction	Historic City Hall	20,000.00	20,000.00	0.00
Warren County	Memorial Park Amphitheatre	100,000.00	100,000.00	0.00
West Union	Green Pilot Streetscape Project	160,000.00	160,000.00	0.00
Total, FY10		1,900,000.00		

FY11:

Appanoose County	Ritz Theatre	137,000.00		137,000.00
Cedar Valley	Ice House Museum - Cedar Falls	40,000.00		40,000.00
Cedar Valley	River Renaissance Trail - Waterloo	90,000.00		90,000.00
Charles City	Riverfront Park Development	189,000.00		189,000.00
Council Bluffs	River's Edge Phase 1	170,000.00		170,000.00
Davenport	River Vision LeClaire Park Improvements	70,000.00		70,000.00
Decorah	Pole Line Road/Norm Smith Plaza Expansion	50,000.00		50,000.00
Iowa	Literary Walk Expansion	70,000.00		70,000.00

City/Coralville/North Liberty				
Iowa City/Coralville/North Liberty	Ranshaw House Renovation Phase	8,000.00		8,000.00
Marion	All Trails Lead to Marion Phases 1 & 2	25,000.00		25,000.00
Marion	Lowe Park Phases 1 & 2	25,000.00		25,000.00
Marion	Thomas Park Phases 1 & 2	10,000.00		10,000.00
McGregor-Marquette	Wetlands Centre & Emma Big Bear Nature Trails	275,000.00	22,403.50	252,596.50
Perry	Perry Resource Center	100,000.00		100,000.00
Spencer	Clay County Heritage Center Renovation	153,000.00		153,000.00
Tama County	Dysart Historical Center	25,000.00		25,000.00
Tama County	Otter Creek Lake and Park	12,163.00		12,163.00
Tama County	Traer Salt & Pepper Shaker Gallery	20,000.00		20,000.00
Tama County	Wieting Opera Theatre	30,000.00		30,000.00
Turkey River	Recreational Trail Phase 1	50,000.00	50,000.00	0.00
Valley Junction	Historic City Hall Rehabilitation	200,000.00		200,000.00
Van Buren	Barn Roof	33,147.00	20,000.00	13,147.00

Van Buren	Cantril's Handicapped Accessible Cabin in Waubonsie Park	50,000.00		50,000.00	
Van Buren	Shelter Renovation	11,690.00		11,690.00	
West Union	Streetscape Construction	156,000.00		156,000.00	
Total, FY11		2,000,000.00			
Totals		17,460,980.75	15,769,907.56	2,270,973.19	
Balance Check - Per Financial Statements				2,268,025.99	1:
Variance	FY07 reversion			2,947.20	

DEPARTMENT OF ECONOMIC DEVELOPMENT

IOWA DEPARTMENT OF ECONOMIC DEVELOPMENT							
INFRASTRUCTURE REPORT							
Appropriation Name:				Other Revenue Sources	O/R Amount	Project Description	Actual/Est. Completion Date
Appropriation Name: Accelerated Career Education Infrastructure							
	Appropriated Amount:		5,500,000				
	Obligated Amount:		5,499,990				
	Expended Amount:		4,418,323				
	Community College	Award Amount	Expended Amount				
	DMACC	366,666	366,666			Construction of building for surgical technician program	
	ICCC	366,666	366,666			New Science Center for biotechnology program.	
	ILCC	366,666	366,666			Expand Wind Energy and Turbine Technology program	
	IWCC	366,666	366,666			Construct new Culinary Arts classroom and lab	
	KCC	366,666	366,666			Build Center for Advanced Medical Simulation (SimTec)	
	NEICC	366,666	366,666			Add 2 classrooms, labs and office space for Chemical Technology Program	
	NWCC	366,666	366,666			Add classroom and other space for Biotechnical Lab Technician Program	
	SECC	366,666	366,666			Build 8000 sf facility for Welding Technology Program	
	SWCC	366,666	366,666			Remodel and add space to existing building for classrooms and labs	
	NIACC	366,666	228,379			Industrial welding program classroom space	
	IVCC	366,666				Industrial maintenance program classroom space	
	WIT	366,666	366,666			Transportation Technology classroom	
	IHCC	366,666	56,618			Rural Health Education space	
	EICC	366,666	366,666			Pre-engineering program classroom	
	NEICC	366,666	100,000			Chemical Technology classroom expansion	
	Subtotal	5,499,990	4,418,323				
Appropriation Name: Community Attraction & Tourism Development							
	Appropriated Amount:		5,000,000				
	Obligated Amount:		5,000,000				
	Expended Amount:		4,878,249				
	Grantee	Award Amount	Expended Amt.				
	City of Decorah	500,000	455,536	City, County & Private	3,279,300	Trail project around the city of Decorah	Completed
	Marshalltown Public Library	600,000	600,000	City, County & Private	8,474,126	Construction of new library in downtown Marshalltown.	Completed
	City of Waterloo	500,000	500,000	City, County & Private	3,772,917	Develop exposition area and public market building in downtown Waterloo	Completed
	Civic Center of DSM	615,000	615,000	City, County & Private	5,855,828	Renovation of the Civic Center of Des Moines.	03/31/10
	Winnishiek Co Conservation	450,000	450,000	City, County & Private	1,153,668	Completion of the Prairie Farmer Touris Trail.	Completed
	City of Riverton	97,000	97,000	City, County & Private	119,702	Construction of a multi-function community building.	04/30/10
	City of Osage	800,000	800,000	City, County & Private	10,443,285	For the Cedar River Recreation & Fine Arts Complex	09/01/10
	Guthrie County	150,000	127,651	City, County & Private	384,440	Construction of new grandstand and facility for Guthrie Co Fairgrounds	03/05/10
	MidAmerica Trans Museum	700,000	645,062	City, County & Private	1,392,333	New aviation and transportation museum	05/31/10
	City of Des Moines	275,000	275,000	City, County & Private	2,087,300	Completion of the Ingersoll Avenue Streetscape Phase 1	05/31/10
	City of Grundy Center	100,000	100,000	City, County & Private	2,966,000	Grundy Center Aquatic Center	Completed
	City of Creston	50,000	50,000	City, County & Private	331,949	Construction of the skatepark in McKinley park	Completed
	City of Grinnell	150,000	150,000	City, County & Private	6,750,000	New library and adjoining parking lot	Completed
	Shell Rock Devmt Corp	13,000	13,000	City, County & Private	194,000	McCague Park enhancements.	05/30/10
	Subtotal	5,000,000	4,878,249				

IOWA DEPARTMENT OF ECONOMIC DEVELOPMENT						
INFRASTRUCTURE REPORT						
						Actual/Est.
Appropriation Name: Brownfield Redevelopment Program						
	Appropriated Amount:		500,000			
	Obligated Amount:		500,000			
	Expended Amount:		284,664			
	Recipient	Award Amount	Expended Amt			
	AMVC Cares	25,000	25,000	Private	113,000	Hamlin Iron & Salvage site clean up
	City of Cedar Rapids	200,000	0			
	City of Sioux City	100,000	100,000	Local	143,000	KD Station site clean up
	City of Waterloo	175,000	159,664	Local	2,900,000	Clean up of Chamberlin Mfg site
	Subtotal	500,000	284,664			
Appropriation Name: Regional Sports Authorities						
	Appropriated Amount:		500,000			
	Obligated Amount:		500,000			
	Expended Amount:		500,000			
	Recipient	Award Amount	Expended Amt			
	Cedar Valley Sports & Ent	50,000	50,000			Enhance sales and marketing for specific sporting events. Completed
	Council Bluffs Area CVB	50,000	50,000			Enhance sales and marketing for specific sporting events. Completed
	Ames CVB	50,000	50,000			Enhance sales and marketing for specific sporting events. Completed
	Dubuque CVB	50,000	50,000			Enhance sales and marketing for specific sporting events. Completed
	Fort Dodge CVB	50,000	50,000			Enhance sales and marketing for specific sporting events. Completed
	Greater Des Moines CVB	50,000	50,000			Enhance sales and marketing for specific sporting events. Completed
	Ia City/Coralville CVB	50,000	50,000			Enhance sales and marketing for specific sporting events. Completed
	Mason City CVB	50,000	50,000			Enhance sales and marketing for specific sporting events. Completed
	Muscatine CVB	50,000	50,000			Enhance sales and marketing for specific sporting events. Completed
	Sioux City Sports Authority	50,000	50,000			Enhance sales and marketing for specific sporting events. Completed
		500,000	500,000			
Appropriation Name: Community College Equip/Training Funds (Targeted Industries)						
	Appropriated Amount:		900,000			
	Obligated Amount:		900,000			
	Expended Amount:		360,037			
	Recipient	Award Amount	Expended Amt			
	Iowa Dept of Education	900,000	360,037			IDOE acting as fiscal agent for the Community College program "Project Lead the Way"
Appropriation Name: Workforce Training Economic Development Fund (community colleges)						
	Appropriated Amount:		2,000,000			
	Obligated Amount:		2,000,000			
	Expended Amount:		2,000,000			
	Recipient	Award Amount	Expended Amt			
	Community College Training Projects	2,000,000	2,000,000			Funds used for various training projects in the targeted industries, alternative energy, health care, etc.

IOWA DEPARTMENT OF ECONOMIC DEVELOPMENT						
INFRASTRUCTURE REPORT						
Appropriation Name:	Central Iowa Expo		Other Revenue Sources	O/R Amount	Project Description	Actual/Est. Completion Date
	Appropriated Amount:	250,000			For costs associated with developing a permanent facility for the Farm	Completed
	Obligated Amount:	250,000			Progress show.	
	Expended Amount:	250,000				
Appropriation Name:	Lincoln HS Community Center					
	Appropriated Amount:	100,000			Construction of a community center	
	Obligated Amount:	100,000				
	Expended Amount:	0				
Appropriation Name:	Accelerated Career Education Infrastructure					
	Appropriated Amount:	5,500,000				
	Obligated Amount:	5,500,000				
	Expended Amount:	2,463,873				
	Community College	Award Amount	Expended Amount			
	SECC	408,334	408,334		Facilities for Welding Technology program expansion	
	EICC	300,690	300,690		Facilities for Laboratory Technician program expansion	Completed
	SWCC	375,000	350,193		Facilities for Welding Technology program expansion	
	IVCC	366,666			Facilities for Automotive Technology Program expansion	Completed
	NCC	566,666			Facilities for Heavy Equip Operation & Maint program expansion	
	DMACC	480,000	480,000		Facilities for Mortuary Science program expansion	
	KCC	366,666			Facilities for Nursing program expansion	Completed
	WIT	278,995	278,995		Facilities for Industrial Maint Technology program expansion	
	IWCC	278,995	278,995		Facilities for Nursing program expansion	
	IHCC	278,995			Facilities for AA degreee nursing program expansion	Completed
	ICCC	278,995			Facilities for Welding Technology program expansion	Completed
	ILCC	366,666			Facilities for Construction technology program expansion	
	HCC	366,666			Facilities for Physical Therapy Assistant program expansion	Completed
	NIACC	420,000	366,666		Facilities for Electromechanical Systems Tech program Expansion	
	NICC	366,666			Facilities for Electromechanical Systems Tech program Expansion	
	Subtotal	5,500,000	2,463,873			

IOWA DEPARTMENT OF ECONOMIC DEVELOPMENT							
INFRASTRUCTURE REPORT							
							Actual/Est.
Appropriation Name:	Community Attraction & Tourism Development						
	Appropriated Amount:		10,100,000				
	Obligated Amount:		10,100,000				
	Expended Amount:		8,200,225				
	Grantee	Award Amount	Expended Amt.				
	City of Washington	500,000	500,000	City, County & Private	4,826,046	Construction of a new library facility	06/30/10
	City of Coon Rapids	1,700,000	1,308,542	City, County & Private	5,035,682	Trail development, visitor center and streetscaping	12/31/09
	City of Stuart	545,000	545,000	City, County & Private	1,932,567	Rehab of existing building for a community cultural center	01/31/10
	Ellsworth Community College	400,000	400,000	City, County & Private	2,905,400	Construction of arena with equine center	06/30/10
	City of Missouri Valley	112,500	112,500	City, County & Private	362,932	Restoration of Ottaway Steam Train and museum	03/31/10
	Appanoose All Play Inc	95,000	95,000	City, County & Private	788,932	Construction of soccer and softball fields and classroom, concession, etc.	03/31/10
	Algona Family YMCA	300,000	300,000	City, County & Private	3,336,000	Addition of 18K sf for pool, nursery, fitness center, etc	04/30/10
	Shelby County	500,000	500,000	City, County & Private	4,825,000	Construction of a new wellness center	05/31/10
	City of Logan	100,000	100,000	City, County & Private	2,030,000	New aquatic center	05/31/10
	City of Carroll	100,000	100,000	City, County & Private	4,018,000	New aquatic center	05/31/10
	City of Garner	335,000	335,000	City, County & Private	3,185,744	Construction of Veterans Memorial Recreation Center	06/30/10
	City of Spencer	250,000	250,000	City, County & Private	1,710,242	Enhancement and restoration of Grand Avenue boulevards	06/30/10
	City of Wellsburg	62,500	62,500	City, County & Private	693,910	Construction of new library	06/30/10
	Sac Co Conservation Board	160,000	160,000	City, County & Private	440,000	New park facility incl classroom, exhibit area, meeting room, etc	06/30/10
	Winnebago Historical Society	60,000	60,000	City, County & Private	253,479	New buildings for steam engines, museum.	06/30/10
	Dubuque Comm Ice & Rec	337,500	337,500	City, County & Private	2,942,612	Construction of new community ice skating center	06/30/10
	Felix Adler Memorial Assoc	325,000	295,732	City, County & Private	325,000	Relocate the Felix Adler Childrens Discovery Center	07/31/10
	Polk Co Conservation Board	875,000	875,000	City, County & Private	10,740,432	Construction of 25 miles of rail to trail conversion	07/31/10
	City of Birmingham	45,000	45,000	City, County & Private	107,350	Construction of new shelter facility in park	07/31/10
	City of Wilton	200,000	200,000	City, County & Private	2,559,940	Construction of new Wilton Public Library and Community Center	08/31/10
	City of Salem	250,000	250,000	City, County & Private	584,000	Construction of new library	09/30/10
	Northwest Ia Community College	1,100,000	261,250	City, County & Private	5,038,134	Construction of new learning and recreation center	02/28/11
	Iowa Co Conservation Board	428,000	357,854	City, County & Private	679,166	Construction of Lake Iowa nature center	02/28/11
	City of Red Oak	420,000	361,486	City, County & Private	1,626,765	Red Oak Carnegie Libray expansion & renovation	02/28/11
	Greenfield Community Found.	180,000	127,286	City, County & Private	299,264	Outdoor sports complex	02/28/11
	World Food Prize Found	719,500	260,575	City, County & Private	20,240,930	Renovation of former Des Moines Library building	06/30/11
	Subtotal	10,100,000	8,200,225				
Appropriation Name:	Brownfield Redevelopment Program						
	Appropriated Amount:		500,000				
	Obligated Amount:		500,000				
	Expended Amount:		100,000				
	Recipient	Award Amount	Expended Amt				
	City of Waterloo	215,000		Local funds			
	City of Maquoketa	85,000		Local funds			
	City of Oelwein	100,000		Local funds			
	City of Perry	100,000	100,000	Local funds	413,000	Milwaukee railroad site	
	Subtotal	500,000	100,000				

IOWA DEPARTMENT OF ECONOMIC DEVELOPMENT														
INFRASTRUCTURE REPORT														
											Actual/Est.			
Appropriation Name		Regional Sports Authorities												
	Appropriated Amount:		500,000											
	Obligated Amount:		500,000											
	Expended Amount:		500,000											
Recipient		Award Amount	Expended Amt											
Waterloo CVB		50,000	50,000										Enhance sales and marketing for specific sporting events.	
Council Bluffs Area CVB		50,000	50,000										Enhance sales and marketing for specific sporting events.	
Ames CVB		50,000	50,000										Enhance sales and marketing for specific sporting events.	
Dubuque CVB		50,000	50,000										Enhance sales and marketing for specific sporting events.	
Fort Dodge CVB		50,000	50,000										Enhance sales and marketing for specific sporting events.	
Greater Des Moines CVB		50,000	50,000										Enhance sales and marketing for specific sporting events.	
Quad Cities CVB		50,000	50,000										Enhance sales and marketing for specific sporting events.	
Mason City CVB		50,000	50,000										Enhance sales and marketing for specific sporting events.	
Cedar Rapids Area CVB		50,000	50,000										Enhance sales and marketing for specific sporting events.	
Sioux City Sports Authority		50,000	50,000										Enhance sales and marketing for specific sporting events.	
		500,000	500,000											
Appropriation Name		Community College Equip/Training Funds (Targeted Industries)												
	Appropriated Amount:		900,000											
	Obligated Amount:		900,000											
	Expended Amount:		538,455											
Recipient		Award Amount	Expended Amt											
Iowa Dept of Education		900,000	538,455										IDOE acting as fiscal agent for the Community College program "Intermediary Networks".	
Appropriation Name:		Workforce Training Economic Development Fund (community colleges)												
	Appropriated Amount:		2,000,000											
	Obligated Amount:		2,000,000											
	Expended Amount:		2,000,000											
Recipient		Award Amount	Expended Amt											
Community College Training Projects		2,000,000	2,000,000										Funds used for various training projects in the targeted industries, alternative energy, health care, etc.	

IOWA DEPARTMENT OF ECONOMIC DEVELOPMENT INFRASTRUCTURE REPORT						
Appropriation Name:	City of Seymour	Other Revenue Sources	O/R Amount	Project Description	Actual/Est.	Completion Date
	Appropriated Amount:	50,000		Asbestos abatement		
	Obligated Amount:	50,000				
	Expended Amount:	39,834				
Appropriation Name:	AAU Junior Olympics					
	Appropriated Amount:	200,000		Hosting of national event		
	Obligated Amount:	200,000				
	Expended Amount:	200,000				
Appropriation Name:	Warren Co Junvenile Courthouse					
	Appropriated Amount:	100,000		Renovation of county building		
	Obligated Amount:	100,000				
	Expended Amount:	100,000				
Appropriation Name:	Muscatine Fire Station					
	Appropriated Amount:	200,000		Fire station improvements		
	Obligated Amount:	200,000				
	Expended Amount:	22,820				
Appropriation Name:	City of Stratford					
	Appropriated Amount:	10,000		Improvements to community center		
	Obligated Amount:	10,000				
	Expended Amount:	10,000				
Appropriation Name:	Accelerated Career Education Infrastructure - IJOBS					
	Appropriated Amount:	5,500,000				
	Obligated Amount:	1,099,998				
	Expended Amount:	366,666				
	Community College	Award Amount	Expended Amount			
	SECC					
	EICC	366,666	366,666			
	SWCC					
	IVCC					
	NCC	366,666				
	DMACC					
	KCC					
	WIT					
	IWCC					
	IHCC					
	ICCC					
	ILCC					
	HCC					
	NIACC					
	NICC	366,666				
	Subtotal	1,099,998	366,666			

IOWA DEPARTMENT OF ECONOMIC DEVELOPMENT						
INFRASTRUCTURE REPORT						
						Actual/Est.
Appropriation Name:		Community Attraction & Tourism Development JOBS				
	Appropriated Amount:		12,000,000			
	Obligated Amount:		11,355,751			
	Expended Amount:		6,265,479			
	Grantee	Award Amount	Expended Amt.			
	IVCC/Ellsworth CC	75,000	75,000	City, County & Private		
	Algona Family YMCA	200,000	200,000	City, County & Private		
	Shelby County	675,000	675,000	City, County & Private		
	City of Garner	335,000	335,000	City, County & Private		
	City of Spencer	250,000	250,000	City, County & Private		
	Dubuque Co Ice & Recreation	337,500	337,500	City, County & Private		
	Polk Co Conservation Board	875,000	654,522	City, County & Private		
	City of Postville	850,000	850,000	City, County & Private		
	City of Wilton	250,000	250,000	City, County & Private		
	Siouxland Historical RR Assoc	266,446	58,830	City, County & Private		
	Mitchell & Howard Counties	325,000	189,122	City, County & Private		
	DSM Art Center	600,000	201,359	City, County & Private		
	City of Grinnell	100,000	52,923	City, County & Private		
	World Food Prize	500,000		City, County & Private		
	Siouxland Heritage Foundation	827,805	68,791	City, County & Private		
	City of Rockwell	12,000		City, County & Private		
	Fremont Co Historical Society	130,000	20,110	City, County & Private		
	Galva Holstein CSD	350,000	169,327	City, County & Private		
	Glenn Miller Birthplace Society	235,000	235,000	City, County & Private		
	Dallas & Guthrie Co Cons Bd	400,000	353,937	City, County & Private		
	Spencer Community Theatre	200,000	152,446	City, County & Private		
	City of Williamsburg	400,000	47,302	City, County & Private		
	Community Theater Bldg Corp	1,000,000	1,000,000	City, County & Private		
	City of Belle Plaine	96,000	89,310	City, County & Private		
	Fayette County	225,000		City, County & Private		
	City of Dunkerton	98,000		City, County & Private		
	Plymouth County	85,000		City, County & Private		
	City of Fontanelle	50,000		City, County & Private		
	City of Walcott	220,000		City, County & Private		
	City of Buffalo Center	100,000				
	City of Orange City	922,000				
	City of Kalona	108,000				
	City of George	100,000				
	City of Sanborn	100,000				
	West Union Recreation Ctr	58,000				
	Subtotal	11,355,751	6,265,479			
Appropriation Name:		Brownfield Redevelopment Program				
	Appropriated Amount:		500,000			
	Obligated Amount:		311,475			
	Expended Amount:		61,238			
	Recipient	Award Amount	Expended Amt			
	1248 8th street	10,000	10,000	Local funds	1,100,000	Renovation of 8th street site in West Des Moines
	August Enterprises	1,475	1,238	Local funds	4,500	Carrollton site

IOWA DEPARTMENT OF ECONOMIC DEVELOPMENT							
INFRASTRUCTURE REPORT							
							Actual/Est.
	City of Belle Plaine	250,000		Local funds	2,172,000	Downtown development/clean up project	
	City of Perry	50,000	50,000	Local funds	580,000	Milwaukee railroad site	
	Subtotal	311,475	61,238				

IOWA DEPARTMENT OF ECONOMIC DEVELOPMENT						
INFRASTRUCTURE REPORT						
						Actual/Est.
Appropriation Name: RECAT - IJOBS						
	Appropriated Amount:	10,000,000				
	Obligated Amount:	3,365,000				
	Expended Amount:	0				
	Recipient	Award Amount	Expended Amt			
	City of Waterloo	135,000	0			
	City of Dubuque	1,230,000	0			
	City of Council Bluffs	2,000,000				
		3,365,000	0			
		6,730,000	0			
Appropriation Name: Workforce Training Economic Development Fund (community colleges)						
	Appropriated Amount:	2,000,000				
	Obligated Amount:	2,000,000				
	Expended Amount:	2,000,000				
	Recipient	Award Amount	Expended Amt			
	Community College					
	Training Projects	2,000,000	2,000,000			Funds used for various training projects in the targeted industries, alternative energy, health care, etc.
Appropriation Name: Regional Sports Authorities						
	Appropriated Amount:	500,000				
	Obligated Amount:	500,000				
	Expended Amount:	483,206				
	Recipient	Award Amount	Expended Amt			
	Ames CVB	50,000	37,500	Local Group	25,000	Provide enhanced sales and marketing for specific sporting events.
	Cedar Rapids Area CVB	50,000	45,706	Local Group	25,000	Provide enhanced sales and marketing for specific sporting events.
	Council Bluffs Area Chamber	50,000	50,000	Local Group	25,000	Provide enhanced sales and marketing for specific sporting events.
	Dubuque Area CVB	50,000	50,000	Local Group	25,000	Provide enhanced sales and marketing for specific sporting events.
	Ft Dodge CVB	50,000	50,000	Local Group	25,000	Provide enhanced sales and marketing for specific sporting events.
	Greater DSM CVB	50,000	50,000	Local Group	25,000	Provide enhanced sales and marketing for specific sporting events.
	Mason City CVB	50,000	50,000	Local Group	25,000	Provide enhanced sales and marketing for specific sporting events.
	Quad Cities CVB	50,000	50,000	Local Group	25,000	Provide enhanced sales and marketing for specific sporting events.
	Sioux City CVB	50,000	50,000	Local Group	25,000	Provide enhanced sales and marketing for specific sporting events.
	Waterloo CVB	50,000	50,000	Local Group	25,000	Provide enhanced sales and marketing for specific sporting events.
		500,000	483,206			

IOWA DEPARTMENT OF ECONOMIC DEVELOPMENT INFRASTRUCTURE REPORT						
Appropriation Name:	Other Revenue Sources	O/R Amount	Project Description	Actual/Est. Completion Date		
Sixth Ave Corridor						
Appropriated Amount:		100,000	Support of National Mainstreet Conference event 2011			
Obligated Amount:		100,000				
Expended Amount:		0				
SE Iowa Port Authority						
Appropriated Amount:		50,000	Continued work on port authority			
Obligated Amount:		50,000				
Expended Amount:		0				
World Food Prize						
Appropriated Amount:		100,000	For support of the annual event in Des Moines			
Obligated Amount:		100,000				
Expended Amount:		100,000				
Blank Park Zoo						
Appropriated Amount:		500,000	Costs for expansion of Blank Park Zoo			
Obligated Amount:		500,000				
Expended Amount:		0				
Des Moines Area Regional Transit HUB IJOBS						
Appropriated Amount:		4,000,000	Construction of a regional transit hub in Des Moines			
Obligated Amount:		4,000,000				
Expended Amount:		0				
Accelerated Career Education Infrastructure - IJOBS						
Appropriated Amount:		5,500,000				
Obligated Amount:		0				
Expended Amount:		0				
Community College	Award Amount	Expended Amount				
SECC						
EICC						
SWCC						
IVCC						
NCC						
DMACC						
KCC						
WIT						
IWCC						
IHCC						
ICCC						
ILCC						
HCC						
NIACC						
NICC						
Subtotal	0	0				

IOWA DEPARTMENT OF ECONOMIC DEVELOPMENT						
INFRASTRUCTURE REPORT						
						Actual/Est.
Appropriation Name: RECAT - IJOBS						
	Appropriated Amount:	4,000,000				
	Obligated Amount:	3,323,000				
	Expended Amount:	0				
	Recipient	Award Amount	Expended Amt			
	City of Waterloo	135,000	0			
	City of Dubuque	1,230,000	0			
	Scenic City Byway	58,000				
	City of Guttenberg	300,000				
	City of Iowa City	1,600,000				
		3,323,000	0			
Appropriation Name: Workforce Training Economic Development Fund (community colleges)						
	Appropriated Amount:	2,000,000				
	Obligated Amount:	2,000,000				
	Expended Amount:	0				
	Recipient	Award Amount	Expended Amt			
	Community College					
	Training Projects	2,000,000	2,000,000			Funds used for various training projects in the targeted industries, alternative energy, health care, etc.
Appropriation Name: Regional Sports Authorities						
	Appropriated Amount:	500,000				
	Obligated Amount:	400,000				
	Expended Amount:	300,000				
	Recipient	Award Amount	Expended Amt			
	Waterloo CVB	50,000	37,500	Local Group	25,000	Provide enhanced sales and marketing for specific sporting events.
	Mason City CVB	50,000	37,500	Local Group	25,000	Provide enhanced sales and marketing for specific sporting events.
	Quad Cities CVB	50,000	37,500	Local Group	25,000	Provide enhanced sales and marketing for specific sporting events.
	Ft Dodge CVB	50,000	37,500	Local Group	25,000	Provide enhanced sales and marketing for specific sporting events.
	Cedar Rapids CVB	50,000	37,500	Local Group	25,000	Provide enhanced sales and marketing for specific sporting events.
	Dubuque Area CVB	50,000	37,500	Local Group	25,000	Provide enhanced sales and marketing for specific sporting events.
	Council Bluffs CVB	50,000	37,500	Local Group	25,000	Provide enhanced sales and marketing for specific sporting events.
	Greater DSM CVB	50,000	37,500	Local Group	25,000	Provide enhanced sales and marketing for specific sporting events.
				Local Group	25,000	Provide enhanced sales and marketing for specific sporting events.
				Local Group	25,000	Provide enhanced sales and marketing for specific sporting events.
		400,000	300,000			
Appropriation Name: Mainstreet IJOBS						

IDED Program Financial Assistance:

Company Name	Location	County	Contract #	Funding source	Capital Investment	Award Date	Total Award Amt	Expended
DairiConcepts, LLP	Allerton	Wayne	09-CEBA-003	IVF-RIIF	17,850,000	12/18/2008	350,000	350,000
Modine Manufacturing Company	Washington	Washington	09-CEBA-011	IVF-RIIF	12,500,000	11/20/2008	750,000	
Creative Edge Master Shop, Inc.	Fairfield	Jefferson	09-CEBA-013	IVF-RIIF	195,000	12/18/2008	75,000	
Ashley Industrial Molding, Inc.	Oelwein	Fayette	09-CEBA-014	IVF-RIIF	14,600,000	12/18/2008	625,000	625,000
Generation Repair and Service, LLC	Story City	Story	09-CEBA-015	IVF-RIIF	18,100,000	12/18/2008	115,000	115,000
Carleton Life Support Systems, Inc.	Davenport	Scott	09-CEBA-016	IVF-RIIF	5,440,000	1/15/2009	325,000	325,000
Acument Global Technologies	Decorah	Winnesheik	09-CEBA-018	IVF-RIIF	2,575,000	2/19/2009	45,000	
Eurofins Scientific, Inc.	Des Moines	Polk	09-CEBA-023	IVF-RIIF	10,600,000	6/18/2009	200,000	
Midland BioProducts Corporation	Boone	Boone	09-CEBA-025	IVF-RIIF	1,288,100	6/18/2009	600,000	600,000
WebFilings, LLC	Ames	Story	09-EVA-017	IVF-RIIF	50,000	5/21/2009	250,000	250,000
Dubuque, City of	Dubuque	Dubuque	09-PIAP-0005	IVF-RIIF	450,000	2/19/2009	450,000	450,000
Cedar Valley Tech Works	Waterloo	Black Hawk	09-PIAP-001	IVF-RIIF	10,718,149	7/17/2008	2,500,000	2,500,000
Pioneer, A Dupont Company	Johnston	Polk	09-PIAP-003	IVF-RIIF	4,517,000	10/16/2008	1,000,000	1,000,000
Story City, City of	Story City	Story	09-PIAP-004	IVF-RIIF	300,000	12/18/2008	300,000	300,000
Iowa State University Research Park	Ames	Story	09-PIAP-007	IVF-RIIF	4,622,648	3/19/2009	1,255,851	800,000
TPI Iowa, LLC	Newton	Jasper	09-PIAP-02	IVF-RIIF	8,465,000	10/16/2008	1,000,000	
Quad County Corn Processors Cooperative	Galva	Ida	09-VAP-001	IVF-RIIF	29,800,000	8/21/2008	250,000	
Poet Energy	Emmetsburg	Palo Alto	09-VAP-002	IVF-RIIF	217,000,000	9/18/2008	400,000	
Abraxis BioScience	Oelwein	Fayette	09-VAP-004	IVF-RIIF	4,950,000	12/18/2008	400,000	400,000
Cedar Ridge Vineyards, LLC	Swisher	Johnson	09-VAP-005	IVF-RIIF	500,000	3/19/2009	100,000	
Absolute Energy, LLC	St. Ansgar	Mitchell	09-VAP-008	IVF-RIIF	2,416,842	5/21/2009	200,000	
C & S Products Co., Inc.	Fort Dodge	Webster	09-VAP-009	IVF-RIIF	3,174,700	6/18/2009	200,000	
							11,390,851	5,450,000

	<u>Obligated</u>	<u>Expended</u>	<u>Purpose</u>
State Parks	800,000	800,000	Providing support for Honey Creek Project
Cultural Trust	800,000	800,000	Community Cultural grants at DCA
Regents Institutions	4,000,000	4,000,000	Technology Commercialization & business growth.
Community Colleges	5,400,000	5,400,000	Job Training at Iowa's community colleges
Regional Financial Assistance	800,000	800,000	Regional marketing grants
Targeted Industries	2,400,000	2,400,000	Demonstration Fund start up grants to businesses
Renewable Fuels	1,600,000	1,600,000	Grants for E85 and Biodiesel pump installation

IDED Program Financial Assistance:

Company Name	Location	County	Contract #	Fund Source	Capital Inv	Award Date	Total Award Amt	Expended
The Greenbrier Companies	Red Oak	Montgomery	10-100-001	IVF-RIIF	\$1,759,451	7/16/2009	\$328,000	
Hearth & Home Technologies	Mount Pleasant	Henry	10-100-003	IVF-RIIF	\$1,188,500	9/17/2009	\$445,000	445,000
H.A. Phillips & Company	Bloomfield	Davis	10-100-004	IVF-RIIF	\$1,276,000	9/17/2009	\$50,000	
Royal Cargo Trailers, Inc. et al	Clarinda	Page	10-100-007	IVF-RIIF	\$1,970,000	12/17/2009	\$45,000	
Future Health, Inc.	Carroll	Carroll	10-100-010	IVF-RIIF	\$210,000	1/21/2010	\$144,000	
Art's-Way Manufacturing Company, Inc.	West Union	Fayette	10-100-011	IVF-RIIF	\$1,365,000	3/18/2010	\$65,000	
Agri-Industrial Plastics Company	Fairfield	Jefferson	10-100-013	IVF-RIIF	\$2,512,430	3/18/2010	\$36,000	
Engineering Services/FarmTek	Dyersville	Dubuque	10-100-014	IVF-RIIF	\$3,250,000	5/20/2010	\$750,000	
Carmi Flavor & Fragrance Company, Inc.	Waverly	Bremer	10-100-02	IVF-RIIF	\$1,175,000	8/20/2009	\$150,000	
Buccaneer Computer Systems & Services Inc.	West Des Moines	Polk	10-130-001	IVF-RIIF	\$269,777	7/16/2009	\$200,000	
Compacker Systems, LLC	Davenport	Scott	10-130-002	IVF-RIIF	\$929,000	7/16/2009	\$175,000	
Country Maid, Inc.	West Bend	Palo Alto	10-130-003	IVF-RIIF	\$4,497,000	7/16/2009	\$100,000	
Mechdyne Corporation	Marshalltown	Marshall	10-130-004	IVF-RIIF	\$1,450,000	7/16/2009	\$200,000	
Vizient LLC	Bettendorf	Scott	10-130-005	IVF-RIIF	\$862,000	9/17/2009	\$70,000	
Sammons Annuity Group, Inc.	West Des Moines	Polk	10-130-006	IVF-RIIF	\$4,300,000	9/17/2009	\$125,000	
American Packaging Corporation/Flexo Division	Story City	Story	10-130-007	IVF-RIIF	\$15,188,600	10/15/2009	\$200,000	
Pioneer, A Dupont Company	Johnston	Polk	10-130-008	IVF-RIIF	\$17,403,000	10/15/2009	\$1,000,000	
Osceola Windpower, LLC	Ocheyedan	Osceola	10-130-009	IVF-RIIF	\$750,000	10/15/2009	\$50,000	
Relationship Marketing, Inc.	West Des Moines	Polk	10-130-011	IVF-RIIF	\$1,305,000	10/15/2009	\$100,000	
Palisade Systems, Inc.	Des Moines	Polk	10-130-013	IVF-RIIF	\$280,000	1/21/2010	\$65,000	
RuffaloCODY, LLC	Cedar Rapids	Linn	10-130-014	IVF-RIIF	\$300,000	12/17/2009	\$150,000	
CFI Tire Service	Des Moines	Polk	10-130-015	IVF-RIIF	\$4,950,000	2/18/2010	\$25,000	
The Creative Frontier, Inc.	Dubuque	Dubuque	10-130-016	IVF-RIIF	\$1,163,360	12/17/2009	\$105,000	
WebFilings, LLC	Ames	Story	10-130-017	IVF-RIIF	\$260,000	1/21/2010	\$500,000	
TeamQuest Corporation	Clear Lake	Cerro Gordo	10-130-020	IVF-RIIF	\$70,000	3/18/2010	\$90,000	
Peninsula Gaming, LLC	Dubuque	Dubuque	10-130-021	IVF-RIIF	\$205,000	3/18/2010	\$50,000	
Adams Thermal Systems, Inc.	Cedar Falls	Black Hawk	10-130-022	IVF-RIIF	\$1,770,000	4/15/2010	\$10,000	
Ajinomoto USA	Eddyville	Wapello	10-130-023	IVF-RIIF	\$35,377,000	5/20/2010	\$85,000	
Diedrichs & Associates, Inc.	Cedar Falls	Black Hawk	10-DRC-001	IVF-RIIF	\$273,700	10/15/2009	\$100,000	100,000
Raining Rose	Cedar Rapids	Linn	10-DRC-002	IVF-RIIF	\$989,584	10/15/2009	\$260,000	260,000
Iowa Screenprint Company dba Bimm Ridder	Cedar Rapids	Linn	10-DRC-004	IVF-RIIF	\$580,000	10/15/2009	\$100,000	100,000
JRS Pharma LP	Cedar Rapids	Linn	10-DRC-005	IVF-RIIF	\$3,597,100	10/15/2009	\$145,000	
Accent Media Incorporated	Cedar Rapids	Linn	10-DRC-006	IVF-RIIF	\$0	9/17/2009	\$5,000	5,000
Sign Productions, Inc.		Linn	10-DRC-007	IVF-RIIF	\$3,367,000	11/19/2009	\$385,000	
Stamats Communications	Cedar Rapids	Linn	10-DRC-03	IVF-RIIF	\$2,715,499	11/19/2009	\$500,000	
Hub City Brewing Company	Stanley	Buchanan	10-EC-0004	IVF-RIIF	\$0	9/17/2009	\$10,000	
Let's Order Online, Inc.	Fairfield	Jefferson	10-EC-001	IVF-RIIF	\$3,500	7/16/2009	\$125,000	125,000
Hub City Brewing Company	Stanley	Buchanan	10-EC-004	IVF-RIIF	\$15,800	9/17/2009	\$105,000	
Biomedical Synergies, Inc.	Mount Pleasant	Henry	10-EC-008	IVF-RIIF	\$350,000	3/18/2010	\$250,000	250,000
LabStrong Corporation	Dubuque	Dubuque	10-EC-009	IVF-RIIF	\$115,000	5/20/2010	\$150,000	

IDED Program Financial Assistance:

Company Name	Location	County	Contract #	Fund Source	Capital Inv	Award Date	Total Award Amt	Expended
Wacker Chemical Corporation	Eddyville	Wapello	10-IC-002	IVF-RIIF	\$83,140,000	10/15/2009	\$5,000,000	
Whirlpool Corporation	Amana	Iowa	10-IC-003	IVF-RIIF	\$20,000,000	2/18/2010	\$6,500,000	
Sioux City, City of	Sioux City	Woodbury	10-IC-005	IVF-RIIF	\$4,000,000	5/20/2010	\$2,500,000	
Appanoose County Community Railroad	Centerville	Appanoose	10-IFC-001	IVF-RIIF	\$1,000,000	10/15/2009	\$150,000	
Iowa Northland Regional Council of Governments			10-OT-001	IVF-RIIF	\$0	8/20/2009	\$250,000	125,000
North Iowa Area Council of Governments			10-OT-002	IVF-RIIF	\$0	8/20/2009	\$60,000	60,000
Region XII Council of Governments			10-OT-003	IVF-RIIF	\$0	8/20/2009	\$150,000	150,000
Southeast Iowa Regional Planning Commission			10-OT-004	IVF-RIIF	\$0	8/20/2009	\$100,000	100,000
Southern Iowa Council of Governments			10-OT-005	IVF-RIIF	\$0	8/20/2009	\$42,000	42,000
Southwest Iowa Planning Council			10-OT-006	IVF-RIIF	\$0	8/20/2009	\$100,000	
Upper Explorerland Regional Planning Commission			10-OT-007	IVF-RIIF	\$0	8/20/2009	\$32,000	
Iowa Historic Preservation Alliance			10-OT-008	IVF-RIIF	\$0	10/15/2009	\$200,000	
Metropolitan Area Planning Agency		Mills	10-OT-009	IVF-RIIF	\$0	10/15/2009	\$58,000	
East Central Intergovernmental Association			10-OT-010	IVF-RIIF	\$0	11/19/2009	\$133,000	133,000
SynGest Inc.	Menlo	Guthrie	10-VAAC-002	IVF-RIIF	\$102,100,000	8/20/2009	\$2,000,000	
Custom Poultry Processing	West Union	Fayette	10-VAAC-003	IVF-RIIF	\$4,980,000	9/17/2009	\$350,000	250,000
Provemex International Holdings, Incorporated	Independence	Buchanan	10-VAAC-004	IVF-RIIF	\$6,600,000	10/15/2009	\$400,000	
Agri Star Meat & Poultry LLC	Postville	Allamakee	10-VAAC-006	IVF-RIIF	\$6,700,000	11/19/2009	\$600,000	
Platinum Ethanol, LLC	Arthur	Ida	10-VAAC-008	IVF-RIIF	\$3,200,000	12/17/2009	\$300,000	
Custom Poultry Processing	Charles City	Floyd	10-VAAC-009	IVF-RIIF	\$3,305,000	12/17/2009	\$250,000	
North American Co-Pack Iowa LLC	Sheldon	O'Brien	10-VAAC-010	IVF-RIIF	\$1,880,000	2/18/2010	\$250,000	
Southwest Iowa Renewable Energy, LLC	Council Bluffs	Pottawattamie	10-VAAC-011	IVF-RIIF	\$3,300,000	6/9/2010	\$300,000	
Happle Gourmet Foods, LLC	Williamsburg	Iowa	10-VAAC-013	IVF-RIIF	\$571,000	4/15/2010	\$100,000	
Global Ethanol, LLC	Lakota	Kossuth	10-VAAC-015	IVF-RIIF	\$2,675,000	5/20/2010	\$250,000	
							27,523,000	2,145,000

	<u>Obligated</u>	<u>Expended</u>	<u>Purpose</u>
State Parks	900,000	750,000	Providing support for Honey Creek Project
Cultural Trust	900,000	900,000	Community Cultural grants at DCA
Regents Institutions	4,500,000	4,500,000	Technology Commercialization & business growth.
Community Colleges	6,300,000	6,300,000	Job Training at Iowa's community colleges
Regional Financial Assistance	900,000	668,582	Regional marketing grants
Targeted Industries	2,700,000	2,700,000	Demonstration Fund start up grants to businesses
Renewable Fuels	1,800,000	1,800,000	Grants for E85 and Biodiesel pump installation

IDED Program Financial Assistance:

Company Name	Location	County	Contract #	Funding source	Capital Investment	Award Date	Total Award Amt	Expended
American Profol Inc			11-ivf-007	IVF-RIIF	10,900,000	8/19/2010	50,000	
Boehringer Ingelheim Inc			11-ivf-025	IVF-RIIF	16,895,338	11/18/2010	3,239,000	
CGS Tires US Inc			11-ivf-008	IVF-RIIF	42,709,000	8/19/2010	924,000	
City of Spencer			11-ivf-045	IVF-RIIF	1,500,000	12/16/2010	750,000	
Danisco US			11-ivf-018	IVF-RIIF	37,926,000	10/21/2010	500,000	
Danisco Us Inc/Genencor			11-ivf-037	IVF-RIIF	20,975,000	12/16/2010	3,000,000	
Dice Career Solutions			11-ivf-026	IVF-RIIF	1,750,000	11/18/2010	225,000	
Dupont Danisco LLC			11-ivf-019	IVF-RIIF		10/21/2010	5,000,000	
Eagle Point Software			11-ivf-038	IVF-RIIF	107,000	12/16/2010	105,000	
EI Dupont			11-ivf-027	IVF-RIIF	1,560,000	11/18/2010	100,000	
ESCO Automation			11-ivf-028	IVF-RIIF	4,945,000	11/18/2010	130,000	
Fastek Intl			11-ivf-020	IVF-RIIF	100,000	10/21/2010	250,000	
Fastek Intl			11-ecta-007	IVF-RIIF		12/16/2010	25,000	
General Electric Co			11-ivf-039	IVF-RIIF	4,749,000	12/16/2010	2,000,000	
General Environmental LLC			11-ivf-021	IVF-RIIF	1,210,000	10/21/2010	200,000	
Grain Millers Inc			11-ivf-014	IVF-RIIF	10,000,000	9/16/2010	150,000	
HH Ventures LLC			11-ivf-015	IVF-RIIF	130,000	9/16/2010	150,000	
HH Ventures LLC			11-ecta-006	IVF-RIIF		9/16/2010	24,300	
Hy-Capacity Inc			11-ivf-009	IVF-RIIF	1,103,780	8/19/2010	75,000	
Industrial Design & Fabrication			11-ivf-001	IVF-RIIF	2,015,000	7/15/2010	125,000	
J & J Solutions			11-ivf-002	IVF-RIIF	49,000	7/15/2010	275,000	
Kemin Industries Inc			11-ivf-022	IVF-RIIF	29,600,000	10/21/2010	1,000,000	
Lely USA Inc			11-ivf-022	IVF-RIIF	375,000	11/18/2010	670,000	
Maharishi Products Intl			11-ivf-023	IVF-RIIF	1,515,000	10/21/2010	50,000	
Mississippi River Distilling			11-ivf-003	IVF-RIIF	327,000	7/15/2010	95,000	
Nestle Purina			11-ivf-041	IVF-RIIF	68,557,000	12/16/2010	500,000	
North American Co-Pack Iowa Inc			11-ivf-016	IVF-RIIF	1,315,000	9/16/2010	255,000	
Responsible Transportation			11-ecta-002	IVF-RIIF		7/15/2010	25,000	
Seabury & Smith Inc			11-ivf-024	IVF-RIIF	1,300,000	10/21/2010	450,000	
Sedwick Claims Service			11-ivf-011	IVF-RIIF	2,291,760	8/19/2010	129,100	
Sedwick Claims Service			11-ivf-010	IVF-RIIF	4,739,240	8/19/2010	310,900	
Siemens Energy Inc			11-ivf-005	IVF-RIIF	1,350,000	7/15/2010	180,000	
Siemens Energy Inc			11-ivf-044	IVF-RIIF	44,200,000	12/16/2010	1,000,000	
Univerferth Mfg Co			11-ivf-033	IVF-RIIF	2,000,000	11/18/2010	140,000	
Vision 1 LLC			11-ivf-034	IVF-RIIF		11/18/2010	50,000	
Vision 1 LLC			11-ecta-008	IVF-RIIF		12/16/2010	25,000	
Walter G Anderson Inc			11-ivf-035	IVF-RIIF	14,600,000	11/18/2010	300,000	
WebFilings LLC			11-ivf-036	IVF-RIIF	18,358,000	9/16/2010	2,259,000	
WW Homestead Dairy			11-ivf-017	IVF-RIIF	789,300	9/16/2010	75,000	

24,811,300

0

	<u>Obligated</u>	<u>Expended</u>	<u>Purpose</u>
State Parks	760,000	0	Providing support for Honey Creek Project
Cultural Trust	760,000	760,000	Community Cultural grants at DCA
Regents Institutions	3,800,000	1,900,000	Technology Commercialization & business growth.
Community Colleges	5,320,000	333,639	Job Training at Iowa's community colleges
Regional Financial Assistance	760,000	376,000	Regional marketing grants
Targeted Industries	4,389,000	2,024,961	Demonstration Fund start up grants to businesses

DEPARTMENT OF EDUCATION

State Library of Iowa Infrastructure Funding Status Report
(Partial funding for Open Access and Interlibrary Loan programs allocated from RIIF beginning in FY02)

FY10 Funding	Description	Infrastructure Amount	No. of libraries participating in program	No. of library materials checked out
Open Access	Established in 1989, Open Access allows Iowa library patrons from a participating library to check out library materials at all other participating libraries in the state at no cost to them.	\$738,753.00	481	4,075,515
Interlibrary Loan	Established in 1989, Interlibrary Loan provides Iowa citizens with equal access to library materials through resource sharing among libraries. Libraries borrow materials from participating libraries to fulfill requests of their customers.	\$211,247.00	529	261,274
Total appropriation amount		\$1,000,000.00 **		

FY11 Funding	Description	Infrastructure Amount	No. of libraries participating in program	No. of library materials checked out
Open Access	Established in 1989, Open Access allows Iowa library patrons from a participating library to check out library materials at all other participating libraries in the state at no cost to them.	\$353,212.00	468	Available Fall of 2011
Interlibrary Loan	Established in 1989, Interlibrary Loan provides Iowa citizens with equal access to library materials through resource sharing among libraries. Libraries borrow materials from participating libraries to fulfill requests of their customers.	\$96,788.00	512	Available Fall of 2011
Total appropriation amount		\$500,000.00 **		

All funding is pass thru to local Iowa libraries. Funding is used by local libraries to help defray total costs to operate the programs.

** The remaining \$50,000 of the RIIF appropriation is allocated each year to the Library Service Areas per the appropriation language. The State Library of Iowa does not budget for the Library Service Areas, they are independent of the State Library of Iowa.

**Iowa Community Colleges
Infrastructure (I-JOBS) Funding
Calendar Year 2010**

Community College	Calendar Year 2010 New Grant Amount*	Calendar Year 2010 Expenditures**	Use of Funds
Northeast Iowa Community College	\$ 99,832	\$ 21,527	Fire safety systems spent. Balance of funding tentatively planned for safety projects in emergency preparedness. Handicap doors to buildings in Wilder building.
North Iowa Area Community College	\$ 107,246	\$ 215,090	Completion of Fire alarm implementation; completion of one roofing project
Iowa Lakes Community College	\$ 98,826		Repair building entrance, HV/AC repair and replace, Install Geothermal, Water Lines, Extend Fiber
Northwest Iowa Community College	\$ 48,508		---
Iowa Central Community College	\$ 108,772	\$ 108,772	Garage, Library elevator
Iowa Valley Community College District	\$ 94,449	\$ 94,842	Fire Safety improvements to Marshalltown Community College main campus building including fire wall extensions to roof deck, fire rated doors and electronic door closures. Also, Roof replacement on Reg Johnson building at Ellsworth Community College in Iowa Falls.
Hawkeye Community College	\$ 140,316	\$ 140,316	Expenditures for the Regional Transportation Training Center
Eastern Iowa Community College District	\$ 174,412		Energy control systems
Kirkwood Community College	\$ 302,007	\$ 301,037	Used funds for Linn Hall (classroom building) renovations.
Des Moines Area Community College	\$ 302,253		Infrastructure for career academies.
Western Iowa Tech Community College	\$ 114,580		In December, the Board of Directors awarded a contract for a storage facility project, to be completed during the 2 nd half of FY 2011.
Iowa Western Community College	\$ 116,883	\$ 116,711	IWCC will use the funds to purchase and install security camera equipment in two new facilities currently under construction. Purchase data server and storage capacity for campus wide security camera system
Southwestern Community College	\$ 49,219	\$ 49,385	Installation of a sprinkler system and security cameras in the Tech I Center has been completed. Improvements completed to the Instructional Center in order to be more accessible for those with disabilities include, relocation of Career Services to the first floor and installation of push button door openers to the main entrance. The project for FY11, which will begin in December, 2010, is to remodel the bathrooms in the student center order to make them accessible to persons with a disability.
Indian Hills Community College	\$ 154,350		Core switch upgrade, SAN hardware upgrade, Wireless access points, HVAC retrofit materials. Anticipated completion in December 2010.
Southeastern Community College	\$ 88,347	\$ 176,862	Funding spent on roof repairs, parking lot lighting improvements, intercom emergency notification system and heating, cooling and lighting energy efficiency improvements. FY11 funding spent on 545 space parking lot resurfacing and roadway improvement project.
Grand Total	\$ 2,000,000	\$ 1,224,542	

* The Legislature appropriated \$2,000,000 to be allocated among the 15 community colleges during FY 2011. Previously, \$2,000,000 was available for community colleges in FY 2010.

** Reporting on infrastructure revenue and expenditures on a calendar year basis requires reporting across two different fiscal years. Timing issues regarding when the expenditure was obligated versus spent could cause the expenditure to be recorded in the period after it was reported as obligated and/or received. These funds are allowed to be carried over from fiscal year to fiscal year. This column includes expenses from both FY 2010 and FY 2011, which may cause the amount expended to be higher than the amount awarded for FY 2011. For the purposes of this report, the expenditure timing is recorded at the time the reimbursement was provided to the community college, and not when the actual expenditure occurred. It is only showing reimbursements made from January 1, 2010 through December 31, 2010.

Description of Project – Statewide Student Data Warehouse

The Department has implemented a statewide PK-12 Student Record and Transcript Exchange System to facilitate the flow of student transcript data between Iowa high schools and postsecondary institutions nationally as well as between postsecondary institutions and other postsecondary institutions across the country. This system also facilitates the flow of student records between Iowa school districts. In addition, this initiative includes a permanent electronic transcript repository which will provide a central location for all final high school transcripts and will provide a service to Iowa citizens, school districts, and postsecondary institutions as well as assist the DE in meeting state and federal reporting requirements.

It is very clear that the postsecondary community like a standardized transcript format. The ability to move transcripts electronically is available to all public school districts through the developed application. Ease of use will benefit school registrars and standardized transcripts will benefit postsecondary registrars, especially with such additional requirements as calculating the Regents Admission Index (RAI).

Citizens of Iowa benefit from a transcript repository centrally housed at the Iowa Department of Education from which they could request that their transcript be sent to entities (postsecondary institutions or employers) that may require that information many years after they graduate. Having the information housed in a central location is similar to citizens being able to access their birth certificate from a central location at the Department of Health. School districts are required to keep an official permanent record on each student; however, historical records may not be as readily accessible. The same is true as school districts reorganize or dissolve. Permanent records are transferred but may not be readily accessible. Having a repository of transcripts housed at the Iowa Department of Education provides a service to the citizens of Iowa.

With the recent natural disasters, it is worth pointing out that a centrally housed repository with relatively current student transcripts could serve as a mitigation strategy for disaster recovery. If a district that were to experience a server loss or file loss, the district would at a minimum be able to recover the students' grades. It would also support educational continuity. In the case where a community is devastated and students will be attending other districts for an interim period, these districts would have relatively current records of the students' educational progress and achievement for decision-making. Such is the case for the Aplington-Parkersburg Community School District.

Progress on Work

The system is in place. We are currently working with districts on local implementation. The cost of annual operation of the system, including all ongoing licensing and fees, is in the range of \$1 million dollars. This obligation will be covered by the \$600,000 in RIFF funds and supplemented with other state and federal funds for the purpose.

Total Estimated Cost of Project

Ongoing annual expenses related to just licensing and fees for the operation of this system are right at \$1 million.

List of all revenue sources used (Internal Ops Check)

RIIF – \$600,000
State General Fund
Federal Grant

Amount of funds expended (Internal Ops)

All of FY10 funds are expended for this purpose. To date in FY11, we have spent just \$67,592.87, but the fund is fully obligated for FY11, so by August 25, 2011, this fund will be zeroed out.

Amount of funds obligated (Internal Ops)

The entire amount is obligated for ongoing expenses related to the implementation of this system.

Date of project completion or estimated completion

The system is complete. This funding covers ongoing costs.

**ETHICS AND CAMPAIGN FINANCE DISCLOSURE
BOARD**

**TO: LEGISLATIVE SERVICES AGENCY
DEPARTMENT OF MANAGEMENT**
FROM: CHARLIE SMITHSON, ETHICS BOARD DIRECTOR & COUNSEL
DATE: NOVEMBER 10, 2010
Re: INFRASTRUCTURE REPORTING REQUIREMENT

This memorandum is being filed by the Iowa Ethics and Campaign Disclosure Board (Board) pursuant to reflect an appropriation from the Technology Reinvestment Fund as part of HF 822 during the 2009 General Assembly.

1. An appropriation of \$15,000 was made to the Board with the legislative directive for “technological improvements for the board’s electronic filing system including an online searchable database.”
2. The purpose of the project was as follows:
 - A. Enhance the current searchable database for campaign finance transactions.
 - B. Maintain and improve the Board’s electronic filing system.
3. The total estimated cost of the project was \$15,000.
4. The amount of funds expended on the project was \$15,000.
5. Funding for this project ceased on June 30, 2010. The project is deemed completed.

If any of you have questions or concerns about this project or the appropriation made to the Board, please notify me.

DEPARTMENT OF HUMAN RIGHTS

CJIS Status Report January 12, 2011

Project Name and Description

Criminal Justice Information System (CJIS) Integration Project - This initiative has developed a seamless, real-time, electronic information sharing system for members of the criminal justice community in Iowa. Historically, criminal justice information systems have been developed in isolation, resulting in independent systems that may share many common data concepts without being able to effectively communicate. The CJIS system is designed to enable the timely, efficient, and automated sharing of information within and between criminal justice agencies at the state, local, and national levels.

Progress of Work

A significant amount of progress has been made on this project since its inception and specifically during the last year. The electronic exchange of real-time justice information is in process in a number of jurisdictions around the State (detailed information provided below), and the CJIS Program Office has plans for implementing several more information exchanges during the current fiscal year. Jurisdictions that participate in CJIS are using the information they receive daily as part of their current business process and workflow. On average, it takes approximately three seconds to perform a round trip, electronic transmission of CJIS information for any given information exchange.

The benefits of CJIS include the elimination of information errors and redundant data entry, which provides more complete, current, and real-time data to criminal justice practitioners. This allows for improved decision-making, operational efficiency, and an enhanced ability to evaluate the effectiveness of programs. Agencies that electronically receive the information will save staff time by not having to re-enter the information. Together, these improvements to the justice process result in enhanced public and officer safety, as well as more effective and efficient criminal justice system operations.

The CJIS Project collaborates with several criminal justice information system initiatives throughout the State of Iowa:

- The County Attorney's ProLaw Case Management System
- The County Attorney's Judicial Dialog Case Management System
- The Sleuth Jail Management System
- The Traffic and Criminal Software (TraCS) system, which is administered by the Iowa Department of Transportation and used by approximately 100 law enforcement agencies including the State Patrol and DOT Motor Vehicle Enforcement.
- The Iowa Online Warrants and Articles (IOWA) system, which is administered by the Department of Public Safety and is accessed by all of law enforcement in the state.
- The Department of Corrections, Iowa Corrections Offender Network (ICON).
- The Judicial Branch, Iowa Court Information System (ICIS).

- Appriss Protective Order served

In addition, the Judicial Branch is in the process of implementing its Electronic Document Management System (EDMS), which will coordinate with CJIS to help realize the goal of electronically filing cases. Specifically, the electronic citations are scheduled to be the first exchange to integrate with the EDMS, followed by the trial information exchange.

Currently, the CJIS Program Office has a number of exchanges in various stages of production and implementation. Here is a status of each exchange.

Exchanges in Production

- **Electronic Citations (ECCO).** The ECCO exchange, which is the automated, electronic transmission of traffic citations from law enforcement agencies to the clerks of court, has been implemented in 52 jurisdictions, including:

- | | |
|------------------------------------|-----------------------------|
| 1. Windsor Heights PD ¹ | 30. Iowa State Patrol |
| 2. Ames PD | 31. Waterloo PD |
| 3. West Des Moines PD | 32. Ft Dodge PD |
| 4. Marshalltown PD | 33. Harrison County SO |
| 5. Clive PD | 34. Mason City PD |
| 6. Urbandale PD | 35. Plymouth County SO |
| 7. Council Bluffs PD | 36. Dallas County SO |
| 8. Johnston PD | 37. Newton PD |
| 9. Oskaloosa PD | 38. Coralville PD |
| 10. Altoona PD | 39. Sioux City PD |
| 11. Woodbury County SO | 40. Clinton PD |
| 12. Buena Vista County SO | 41. Polk County SO |
| 13. Sioux County SO | 42. Cass County SO |
| 14. University of Iowa DPS | 43. Pottawattamie County SO |
| 15. Marion PD | 44. Waukee PD |
| 16. Pleasant Hill PD | 45. Iowa DNR |
| 17. Jasper County SO | 46. Grinnell PD |
| 18. Atlantic PD | 47. Le Mars PD |
| 19. Iowa State University DPS | 48. Des Moines PD |
| 20. Monona County SO | 49. Clinton County SO |
| 21. Clayton County SO | 50. Burlington PD |
| 22. Iowa DOT Motor Vehicle Enf. | 51. Dubuque PD |
| 23. Cherokee County SO | 52. Dubuque County SO |
| 24. Cherokee PD | |
| 25. West Burlington PD | |
| 26. Des Moines County SO | |
| 27. Indianola PD | |
| 28. Cedar Falls PD | |
| 29. Iowa City PD | |

¹ “PD” refers to police departments; “SO” refers to Sheriffs’ Offices

Currently, the CJIS network is transmitting approximately 1,000 citations per day, or approximately 7,000 per week. This represents approximately 53 percent of all traffic citations written. The goal of the CJIS Program Office and the TraCS program is to roll out the ECCO exchange to additional agencies that, together with the existing agencies, comprise 80 percent of the citations written in the State of Iowa.

This exchange saves a significant amount of time for both law enforcement and the clerks of court. The estimated 350,000 tickets created annually in this manner do not need to be hand written by law enforcement or hand entered into the ICIS system by the clerks of court.

- **Victim Transfer.** The Victim Transfer Exchange, which provides victim information to the Department of Corrections (DOC), enabling notification of county attorneys when an offender in a particular case is about to be released, has been implemented in the DOC and 15 county attorneys' offices.
- **Offender Release.** The Offender Release Exchange, which provides offender release information to county attorneys so that they can uphold their statutory obligation to provide notice to victims about the offender's release, has been implemented in the DOC and 15 county attorneys' offices.
- **OWI Complaint.** The OWI Complaint Exchange, which provides complaint information related to OWI offenses between local law enforcement and county attorneys, has been implemented in six jurisdictions. The Judicial Branch will be added as a receiver of the information once their EDMS is implemented.
- **OWI Implied Consent Exchange.** The OWI Implied Consent Exchange, which provides the required consent information from the alleged offender, transmitting that information between local law enforcement and county attorneys, has been implemented in four jurisdictions. The Judicial Branch will be added as a receiver of this information once their EDMS is implemented.
- **OWI Report.** The OWI Report Exchange, which provides detailed information related to an OWI offense between local law enforcement and county attorneys, has been implemented in four jurisdictions. The Judicial Branch will be added as a receiver of the information once their EDMS is implemented.
- **Protective Order.** The Protective Order Exchange, which exchanges protective order information between the Judicial Branch and the Department of Public Safety for dissemination to local law enforcement via the IOWA System, has been implemented statewide.
- **Notice of Bond Posting.** The Notice of Bond Posting Exchange, which provides the notification of bond posting information between the Judicial Branch and sheriffs' offices, has been implemented in the Judicial Branch and one county.

- **Adult Court Services.** The Adult Court Services Exchange, which transmits adult crime and court processing information between the Judicial Branch and the Iowa Justice Data Warehouse within the Division of Criminal and Juvenile Justice Planning, has been implemented.
- **Juvenile Court Services.** The Juvenile Court Services Exchange, which exchanges juvenile crime and court processing information between the Judicial Branch and the Iowa Justice Data Warehouse within the Division of Criminal and Juvenile Justice Planning has been implemented.
- **Order for Pre-Sentence Investigation.** The Order for Pre-Sentence Investigation Exchange, which is the order issued by the Judicial Branch to the DOC requesting the completion of a pre-sentence investigation (PSI), has been implemented all eight judicial districts.
- **Pre-Sentence Investigation.** The PSI Exchange, which exchanges the completed PSI between the Department of Corrections and the Judicial Branch, has been implemented in all eight judicial districts.
- **Hearing Order.** The Hearing Order exchange sends information regarding hearings from the Court to the County Attorney's office. The Hearing Order Exchange has been implemented and is in production.
- **Arrest Warrant.** The Arrest Warrant exchange sends warrant information from the Court to the IOWA system. The warrant is then be accessible by every law enforcement agency throughout the state. The Arrest Warrant Exchange has been implemented and is in production.
- **Statewide Charge Code Table.** The Statewide Charge Code Table exchange will send information from a centralized charge table to the Department of Public Safety, the Judicial Branch, the Department of Corrections, the county attorneys, and local law enforcement. Each of these agencies currently maintains its own version of a table that represents the Iowa criminal statutes in various level of detail. This exchange will ensure that all of the participating agencies are using the same information and that the charge information remains current and consistent. This exchange and the Admin application are in limited production.
- **OWI Disposition.** OWI Disposition exchange sends information from the Courts to the Department of Transportation. When a defendant is found guilty of an OWI offense the disposition will be sent to the DOT for appropriate action. OWI Disposition is implemented and is in production.

Exchanges in Development

- **Trial Information.** The Trial Information exchange will send information from the county attorney to the Court. This exchange will be part of the Courts EDMS.
- **Protective Order Served.** The Protective Order Served exchange will send information from the courts or DPS to the VINE system (Victim Information and Notification Everyday). When a protective order is served, either in court or by law enforcement, the information will be sent to VINE, so the victim will have immediate access to that information.
- **Registered Victim Notification.** The Registered Victim Notification exchange will send information from county attorneys to the Attorney General. This supports the Attorney General's responsibility of notifying victims when defendants file appeals to their criminal case.
- **Incident Report.** The Incident Report exchange will send information from local law enforcement to the county attorney and on to the Federal Bureau of Investigation's (FBI) N-DEX (National Data Exchange) initiative. The FBI's N-DEX system brings together data from law enforcement agencies throughout the United States, including incident and case reports, booking and incarceration data, and parole/probation information. N-DEX detects relationships between people, vehicles, property, locations, and/or crime characteristics. It "connects the dots" between data that are not seemingly related. The N-DEX system is accessed by participating law enforcement agencies throughout the nation.

Total Estimated Cost of the Project

The project began in 2001 and the total estimated cost of project development (from all sources of funds) is expected to be \$10,000,000 - \$12,000,000.

List of All Revenue Sources Used for the Project

State appropriation; National Governor's Association (NGA) Grants; Byrne Grants; Justice Assistance Grants (JAG); National Criminal History Improvement Program (NCHIP) Grants; Return on Investment (ROI) Funds; Homeland Security Funds; Local Government Innovation Funds; Agency Operating Funds; American Recovery and Reinvestment Act (ARRA) Funds.

Date of Project Completion or Estimated Completion

June 30, 2014

DEPARTMENT OF HUMAN SERVICES



STATE OF IOWA

CHESTER J. CULVER, GOVERNOR
PATTY JUDGE, LT. GOVERNOR

DEPARTMENT OF HUMAN SERVICES
CHARLES J. KROGMEIER, DIRECTOR

January 6, 2011

Marcia Tannian
Fiscal Services Division
Legislative Services Agency
State Capitol
LOCAL

RE: Annual Project Status Report for Infrastructure-Related Funds, RIIF

Dear Ms. Tannian:

The Department of Human Services submits the attached project status report as required per Iowa Code 8.57(6)(h).

Sincerely,

A handwritten signature in cursive script that reads "Jennifer Davis Harbison".

Jennifer Davis Harbison
Legislative Liaison

Enclosure

cc: Joel Lunde, Dept. of Management

1305 E WALNUT STREET - DES MOINES, IA 50319-0114

	Rebuild Iowa Infrastructure Fund (RIIF) - Fund 0017	Rebuild Iowa Infrastructure Fund (RIIF) - Fund 0017	Rebuild Iowa Infrastructure Fund (RIIF) - Fund 0017	Rebuild Iowa Infrastructure Fund (RIIF) - Fund 0017	Technology Reinvestment Fund - Fund 0943	Technology Reinvestment Fund - Fund 0943	Technology Reinvestment Fund - Fund 0943	Technology Reinvestment Fund - Fund 0943	Technology Reinvestment Fund - Fund 0943	Technology Reinvestment Fund - Fund 0943	Technology Reinvestment Fund - Fund 0943
Year that funding was received	SFY 2008	SFY 2009	SFY 2009 Deappropriated in SFY 2010	SFY 2010	SFY 2009	SFY 2010	SFY 2008	SFY 2008	SFY 2009	SFY 2008	SFY 2008 & SFY 2009
Project Name and Description	Renovation and Construction of Certain Nursing Facilities	Child Care Workgroup	Child Development Homes Health Insurance Access Study	Man Down Alert System at Independence MHI	CSRU E Filing	CSRU E Filing	Electronic Behavioral Health Information System	Iowa ID	Appeals Automation Process	CSC Payment Processing Equipment	Automatic Benefits Calculation Technology
All Revenue Sources for Funding			Original state appropriation was \$50,000 to be matched with \$50,000 from AFSCME on behalf of child care providers. The state funding was deappropriated in SFY 2010.								
State \$	State \$200,000	State \$30,000	State \$0	State \$200,000	State \$237,372	State \$237,184	State \$ 324,000	State \$199,880	State \$225,000	State \$272,000	State \$1,027,000
Federal \$	Federal \$449,095	Federal \$0	Federal \$0	Federal \$ 0	Federal \$460,781	Federal \$460,416	Federal \$ 0	Federal \$ 350,105	Federal \$ 135,796	Federal \$ 528,000	Federal \$ 781,405
Other \$	Other \$0	Other \$0	Other \$0	Other \$0	Other \$ 0	Other \$0	Other \$0	Other \$0	Other \$0	Other \$24,581	Other \$0
Total \$	Total \$649,095	Total \$30,000	Total \$0	Total \$ 200,000	Total \$698,153	Total \$697,600	Total \$ 324,000	Total \$ 549,985	Total \$ 360,796	Total \$ 824,581	Total \$ 1,808,405
Agency Submitting Request	DHS - IIME	DHS-CFS	DHS-CFS & RBA	DHS - Independence MHI	DHS CSRU	DHS CSRU	DHS - Facilities	DHS - Medicaid	DHS - Appeals	DHS CSRU	DHS - FHWS
Percent of Completed Work	100%	100%	N/A	100%	100%	59%	100%	100%	100%	100%	91%
Total Estimated Project Cost											
State \$	State \$199,843	State \$267	State \$0	State \$200,000	State \$237,372	State \$237,184	State \$ 324,000	State \$224,090	State \$225,904	State \$272,000	State \$1,027,000
Federal \$	Federal \$448,742	Federal \$0	Federal \$0	Federal \$ 0	Federal \$460,781	Federal \$460,416	Federal \$ 0	Federal \$ 350,105	Federal \$ 135,796	Fed \$528,000	Federal \$ 781,405
Other \$	Other \$0	Other \$0	Other \$0	Other \$0	Other \$ 0	Other \$0	Other \$0	Other \$0	Other \$0	Other \$24,581	Other \$0
Total \$	Total \$648,585	Total \$267	Total \$0	Total \$ 200,000	Total \$698,153	Total \$697,600	Total \$ 324,000	Total \$ 574,195	Total \$ 361,700	Total \$824,581	Total \$ 1,808,405
Expended Funds (State \$ Only)	\$199,843	\$267	N/A	State \$ 185,000	\$237,372	\$139,861	State \$ 324,000	\$224,090	\$225,904	\$272,000	\$933,923
Obligated Funds (State \$ Only)	\$0	\$0	N/A	State \$ 15,000	\$0	\$97,323	\$0	\$0	\$0	\$0	\$93,077
Estimated Completion Date	Multiple projects with different completion dates.	Completed 12/15/2008	N/A	1/1/2011	06/30/10	06/30/11	06/30/09	06/30/09	06/30/10	12/14/08	06/30/12
Comments	These dollars helped finance renovation projects for seven different nursing facilities. All projects are completed and final funds were expended in December 2010.	The project was completed 12/15/2008 and remaining funds were reverted at the end of SFY 2009.	Funding was deappropriated.					\$24,210 in additional spending absorbed by DHS DDM	\$904 in additional spending absorbed by DHS DDM		
	The remaining \$157 will not be expended, but rather will revert at the end of SFY 2011.										
	Originally, \$1.6 million was made available for this purpose, but \$1.4 million was deappropriated during the 2010 legislative session.										

IOWA FINANCE AUTHORITY

Annual Infrastructure Report – 2010
Iowa Finance Authority
Overview

Project Name	Funds Appropriated	Funds Allocated (as of January 14, 2011)
I-JOBS Local Infrastructure Competitive Grant Program	\$118.5 million	\$118.5 million
I-JOBS Targeted Disaster Rebuilding	\$46.5 million	\$46.5 million
I-JOBS II Disaster Prevention Competitive Grant Program	\$30 million	\$30 million
I-JOBS II Targeted Disaster Rebuilding	\$30.9 million	\$30.9 million
I-JOBS Public Service Shelter Grant Program	\$10 million	\$10 million
I-JOBS Disaster Damage Housing Assistance Grant Fund	\$5 million	\$5 million
I-JOBS Affordable Housing Assistance Grant Fund	\$20 million	\$20 million
I-JOBS Water Quality Financial Assistance Program	\$55 million	\$55 million
State Housing Trust Fund (FY 2009)	\$3 million*	\$3 million
State Housing Trust Fund (FY 2010)	\$3 million*	\$3 million
State Housing Trust Fund (FY 2011)	\$3 million*	\$3 million

*The State Housing Trust Fund's appropriation from RIIF was \$3 million in fiscal years 2009 and 2010 and \$1 million in 2011. The State Housing Trust Fund's appropriation from I-JOBS was \$2 million in fiscal year 2011. The entire SHTF budget included funds from other sources.

Annual Infrastructure Report – 2010
Iowa Finance Authority
I-JOBS Local Infrastructure Program

Grantee: African American Museum of Iowa
Location: Cedar Rapids
Project: African American Museum of Iowa

Description of the Work:

This project is a key component in a larger effort to revitalize the flood ravaged New Bohemia Cultural District in Cedar Rapids. The African American Museum of Iowa has been an attraction drawing traffic to the District since 2003. Unfortunately, this Arts & Culture institution was adversely affected by nearly 6 feet of floodwater that devastated the first floor of the building in June 2008, resulting in the loss of the Museum's flagship exhibit on African American history. Through the proposed I-Jobs funding this one of a kind exhibit will be redeveloped and reinstalled, allowing the Museum to continue to attract tens of thousands of visitors to the cultural district on an annual basis, as well as create jobs (anticipating 15 temporary full-time and 1 permanent full-time) and promote future business development in the neighborhood. Within this project the Museum will also request funding to mitigate possible future flood damage to its collection of historical artifacts and documents by constructing an elevated storage loft for these items. The planning stage of this \$729,200 project is complete with construction ready to begin and scheduled to be fully complete by December 15, 2009. With strong support from corporations, foundations and individuals the African American Museum of Iowa respectfully requests the opportunity to apply for a \$268,510 I-Jobs Grant to complete the aforementioned project, which in turn will complete the effort to return the Museum to its pre-disaster state.

Progress of the Work:

Complete

Estimated Completion Date of the Project:

Complete

Total Estimated Cost of the Project:

\$729,200

List of All Revenue Sources Being Used to Fund the Project:

I-JOBS Local Infrastructure Competitive Grant Program	\$268,510.00
The Hall-Perrine Foundation	\$250,000.00
AEGON USA	\$100,000.00
State Historical Society, Inc.	\$25,000.00
Quaker Oats	\$15,000.00
General Mills	\$10,000.00
Richard & Mary Jo Stanley	\$10,000.00
United Fire Group	\$10,000.00
State Historical Society: Historical Resource Development Program	\$8,000.00
Iowa Arts Council	\$6,000.00
McIntyre Foundation	\$5,000.00
Proctor & Gamble: the P&G Fund	\$4,890.00
Silos and Smokestacks	\$4,000.00
CRST Transport	\$3,500.00
Kate Hawkins	\$2,500.00
James Collins	\$2,500.00
Lil Drug Store Products, Inc.	\$1,000.00
Judge Brown Jr.	\$1,000.00
Sam's Club	\$1,000.00
Kirkwood Community College	\$1,000.00
Craftsmen Community Service, Inc.	\$300.00

Amount of Funds Expended

\$268,510

Amount of Funds Obligated

\$268,510

Revised 1/14/11

Annual Infrastructure Report – 2010
Iowa Finance Authority
I-JOBS Local Infrastructure Program

Grantee: Cedar Falls Historical Society
Location: Cedar Falls
Project: Ice House Museum Restoration

Description of the Work:

This project submitted on behalf of the Ice House Museum in Cedar Falls, Iowa. The Ice House Museum is part of the Cedar Falls Historical Society, which is a 501c3 non-profit organization. Listed on the National Register of Historic Places, The Ice House Museum opened to the public as a museum on June 24, 1979. Since then it has been one of the true landmarks in our community.

It has received thousands of visitors annually, providing an important boost to local tourism and educational efforts. Despite a massive two day sandbagging effort, nearly five feet of water made it inside the building during the flooding of June 2008. While most of the artifacts have been cleaned and removed, the entire display area was destroyed and needs to be rebuilt.

A redesigned interior, one with greater flexibility and floodproofing, has been created on paper. We now look to implement this design and reopen this beloved landmark as soon as possible.

Progress of the Work:

Construction

Estimated Completion Date of the Project:

12/31/2010

Total Estimated Cost of the Project:

\$727,600

List of All Revenue Sources Being Used to Fund the Project:

I-JOBS Local Infrastructure Competitive Grant Program	\$545,700.00
FEMA (PA ID #013-U8HSO-OO)	\$61,102.00
Cedar Falls Historical Society	\$75,798.00
Humanities Iowa	\$4,000.00
Allied Insurance	\$5,000.00
Private Donor #1	\$21,000.00
Private Donor #2	\$1,000.00
Private Donor #3	\$1,000.00
Silos and Smokestacks Nat. Heritage Area	\$1,000.00
Thrivent for Lutherans	\$4,000.00
Sundry Contributions-Community	\$8,000.00

Amount of Funds Expended

\$210,033

Amount of Funds Obligated

\$545,700

Annual Infrastructure Report – 2010
Iowa Finance Authority
I-JOBS Local Infrastructure Program

Grantee: City of Anamosa
Location: Anamosa
Project: Wastewater Treatment Plant Flood Mitigation

Description of the Work:

To elevate and replace the City's raw pumping, grit and screening facilities plus replacement of secondary treatment units. This includes elevation of the site by applying engineered fill, replacement through construction of a new headworks facility and aeromod treatment system. In addition to achieving protection by placement above the 100 year flood elevation, this will be a continuation of other WWTP improvements implemented with FEMA and SRF funds since the June 2008 flood. Total estimated project cost of \$6,138,000.

Progress of the Work:

Construction

Estimated Completion Date of the Project:

6/1/2012

Total Estimated Cost of the Project:

\$6,138,000

List of All Revenue Sources Being Used to Fund the Project:

I-JOBS FUNDS	\$3,069,000
City of Anamosa	\$3,069,000

Amount of Funds Expended

\$146,887

Amount of Funds Obligated

\$3,069,000

Annual Infrastructure Report – 2010
Iowa Finance Authority
I-JOBS Local Infrastructure Program

Grantee: City of Avoca
Location: Avoca
Project: RR ROW Storm Sewer Replacement

Description of the Work:

The City of Avoca has recently completed an extensive review of its storm water systems and conveyances and has determined reconstruction of the main storm sewer system through the central portion of the City along the abandoned railroad right-of-way is a critical priority. Areas of the City surrounding this system are being flooded at a greater frequency during heavy rain events, the existing systems have silted in, pipes are broken, defective, undersized and outdated, and existing storm structures are increasingly compromised. Improvements to this area of the storm water system impact over 35% of the built-up portion of the City, including the central business and industrial areas of the City as well as a large portion of the residential sector. The City proposes reconstructing this main storm water conveyance system from the receiving stream to the initial influent areas. Neighborhood areas south of the main pipeline would be improved with area drains, and right-of-way ditch, swale and culvert improvements. Planning and design will follow the principles outlined in the Iowa Stormwater Management Guide and will comply with the provisions of the Statewide Urban Design and Specifications (SUDAS) manual.

Total project costs are estimated to be \$407,940.00, inclusive of engineering and contingency.

Progress of the Work:

Complete

Estimated Completion Date of the Project:

Complete

Total Estimated Cost of the Project:

\$407,940

List of All Revenue Sources Being Used to Fund the Project:

I-JOBS FUNDS	\$203,970
USDA Rural Development Direct Loan and Grant	\$207,500

Amount of Funds Expended

\$181,711

Amount of Funds Obligated

\$203,970

Annual Infrastructure Report – 2010
Iowa Finance Authority
I-JOBS Local Infrastructure Program

Grantee: City of Avoca
Location: Avoca
Project: West Ditch (Pershing St. to Hwy 83) Reconstruction and Improvement

Description of the Work:

The City's FEMA approved "Pre-Disaster Hazard Mitigation Plan" identifies flood events as the largest disaster threat facing the City. This project was identified as the top stormwater mitigation priority for the community by the "Avoca Stormwater Utility Feasibility Study." This study was completed by Snyder and Associates of Atlantic, Iowa.

The project area encompasses a large portion of the West Nishnabotna Watershed area, affecting approximately 40% of the community. The area currently experiences permanent stagnate water and lacks appropriate drainage to function correctly. The intent of the proposed improvements would be to dramatically improve system drainage to eliminate stagnant water and effectively serve the area.

Design standards described by the guidelines of the Iowa Stormwater Management Manual and Statewide Urban Design and Specifications (SUDAS) will be used to engineer the project. The improvements will re-establish grade and put much of the stormwater conveyance system underground. After the project, more surface area will be capable of being utilized, less stagnate water will be allowed to languish in backyards and neighborhoods, and flows will be protected. The project will utilize "green" stormwater management concepts including a wet detention basin and native landscaping and wetland development. The project would also allow for a park or other public amenity to be constructed in the area at a later date.

Total project costs are expected to be \$407,820. Engineering costs are expected to be \$50,998. Construction costs are expected to be \$339,850. A contingency of \$16,991 is budgeted also.

Progress of the Work:

Complete

Estimated Completion Date of the Project:

Complete

Total Estimated Cost of the Project:

\$407,820

List of All Revenue Sources Being Used to Fund the Project:

I-JOBS FUNDS	\$203,910
USDA Rural Development Direct Loan and Grant	\$207,500

Amount of Funds Expended

\$200,152

Amount of Funds Obligated

\$203,910

Annual Infrastructure Report – 2010
Iowa Finance Authority
I-JOBS Local Infrastructure Program

Grantee: City of Brooklyn
Location: Brooklyn
Project: Brooklyn Public Safety Building

Description of the Work:

The proposed project involves the construction of a public safety building to house the volunteer fire department and the local ambulance service.

The existing building was constructed over 50 years ago. The building not only has structural problems including inadequate wiring and mechanical systems, but also is not large enough to provide space for modern day fire and safety equipment. For example, when a new fire truck is ordered it must be ordered to a separate set of specifications with a lower mounting unit to fit under the doors. A flat roof will not allow the door to be enlarged. This in turn increases the cost of new equipment. The existing building is very energy inefficient, does not provide space for required training programs, and does not provide secure storage space for sensitive injury or personnel records.

The new facility will also include a storm shelter/safe room which does not currently exist in the community. In case of a tornado or other disaster, the new facility will provide shelter and a safe room with radio dispatcher and related equipment so that public safety officials could operate and direct disaster operations.

The conditions of the existing public safety facility constitutes an economic and social liability on the City and represents a threat to the public health and safety.

Progress of the Work:

Construction

Estimated Completion Date of the Project:

01/15/2011

Total Estimated Cost of the Project:

\$1,147,000

List of All Revenue Sources Being Used to Fund the Project:

I-Jobs Grant	\$573,500.00
City of Brooklyn	\$400,000.00
(Local Option Sales Tax)	
East Poweshiek County Ambulance Service	\$100,000.00
Brooklyn Volunteer Fire Department	\$ 73,500.00

Amount of Funds Expended

\$383,051

Amount of Funds Obligated

\$573,500

Annual Infrastructure Report – 2010
Iowa Finance Authority
I-JOBS Local Infrastructure Program

Grantee: City of Cedar Falls
Location: Cedar Falls
Project: Public Works Complex

Description of the Work:

Construction of a new Public Works Complex: The public works complex was significantly impacted during the flood event of 2008. At the peak of the flood the average depth of water throughout the entire complex was 5.5 feet and affected every aspect of our operations; including Streets, Refuse, Vehicle maintenance, Building maintenance and Traffic Operations Divisions. It became extremely difficult to respond to the needs of the community during the flood, while at the same time reorganizing our operations and establishing a temporary location. Being displaced and not knowing the true status of equipment or available materials compounded the problem. The existing public works facility is located next to a major creek that connects to the Cedar River, making levee protection virtually impossible because of the threat of flash flooding along the creek during high river level events. The City did hire a consultant to study protecting the complex and the only way to totally remove the threat of flooding is to relocate the facility to higher ground. If funded the location of the proposed Public Works Complex will be located outside the 500-year flood plain. Total project cost is estimated to be \$11,655,000.

Progress of the Work:
 Construction

Estimated Completion Date of the Project:
 09/01/2011

Total Estimated Cost of the Project:
 \$11,655,000

List of All Revenue Sources Being Used to Fund the Project:

I-JOBS FUNDS	\$8,741,250
City of Cedar Falls	\$2,913,750

Amount of Funds Expended
 \$1,539,239

Amount of Funds Obligated
 \$8,741,250

Annual Infrastructure Report – 2010
Iowa Finance Authority
I-JOBS Local Infrastructure Program

Grantee: City of Cedar Rapids
Location: Cedar Rapids
Project: Acquisition of Flood-Blighted Downtown Properties

Description of the Work:

Downtown Cedar Rapids is at a critical crossroads. While 82 percent of businesses have returned and provide some life to downtown, other decaying properties threaten to erode the progress already made. Downtown commercial properties that have not yet been at least partially renovated 14 months after the flood face long odds and substantial obstacles to recovery. Given what we know about some circumstances, decrepit buildings could remain abandoned and deteriorating for years if proactive help can't be found. This project is designed to acquire and clean up blighted properties, allowing tax base recovery for the identified properties as well as the surrounding properties.

Two non-profit development corporations have been started to help acquire strategic property and turn around the downtown and surrounding neighborhoods. These two groups are working closely with the City and a long-time development partner called 2001 Development. These groups will look at a variety of property acquisition and redevelopment projects, but for the purposes of this request, the focus is a half-block of downtown real estate bordered by First Street, Third Avenue and Fourth Avenue SE. Two of the five properties on the site are under contract to be purchased (for a total of \$507,000), if a funding source can be found. Negotiations are underway on the other three properties. None of the property owners appear to have the time, money or desire to return the properties to productive use, and in fact very minimal flood cleanup has even been done. Officials are concerned about rodent, odor and other nuisance issues arising if action is not taken soon. Productive businesses adjacent to the property – including Alliant Energy and Smulekoff's Furniture -- are also pressing for action.

The properties would be immediately demolished and cleaned, then put into use as temporary surface parking while redevelopment plans are finalized. Among the potential uses for this property are the expansion and renovation of the Paramount Theatre, a mixed use commercial and parking facility, and a downtown residential development, potentially anchored by a grocery store. It's clear that even just razing the buildings would provide dramatic improvement to the properties and allow the private redevelopment going on around it to proceed unimpeded.

Progress of the Work:

Complete

Estimated Completion Date of the Project:

Complete

Total Estimated Cost of the Project:

\$507,000

List of All Revenue Sources Being Used to Fund the Project:

I-JOBS Local Infrastructure Competitive Grant Program	\$380,250.00
Cedar Rapids Downtown District	\$126,750.00

Amount of Funds Expended

\$364,921

Amount of Funds Obligated

\$380,250

Annual Infrastructure Report – 2010
Iowa Finance Authority
I-JOBS Local Infrastructure Program

Grantee: City of Cedar Rapids
Location: Cedar Rapids
Project: 6th Street SW Reconstruction

Description of the Work:

6th Street SW is the original highway between Cedar Rapids and Iowa City. It was constructed in the late 1940's. In its current capacity, 6th Street serves as a major arterial roadway and a vital piece of the City's transportation network, providing connections with Downtown, US Highway 30/151/218, and Iowa City. The area under this project is composed primarily of industrial manufacturing and services, including ADM, Union Pacific Rail Road, Hawkeye Downs Speedway and Expo Center, Grant Wood Area Education Agency, Worley Distribution Services, and numerous other small businesses.

The \$6,000,000 Project will provide both flood mitigation and needed infrastructure improvements for 6th Street. The Project will replace a 61 year old, functionally and structurally deficient, bridge over the Prairie Creek. The bridge is currently below the 100-year flood elevation and was completely inundated by the Floods of 2008. The Project will also elevate and replace the dilapidated roadway pavement base from the 1940's, improve safety by adding a center turn lane, improve drainage, and incorporate "complete" street components including sidewalk, trails, lighting, and sustainable design elements.

Partial funding has been acquired from both Federal and State programs for identified safety issues with both the existing structure and roadway geometry in the existing corridor. Right-of-way/easement needs along the corridor have been acquired, environmental elements have been analyzed and in permitting phase, and the Project is ready for construction, pending successful receipt of funding. (See attachments)

Progress of the Work:

Construction

Estimated Completion Date of the Project:

6/1/2011

Total Estimated Cost of the Project:

\$6,618,751

List of All Revenue Sources Being Used to Fund the Project:

I-JOBS Local Infrastructure Competitive Grant Program	\$3,309,375
Traffic and Safety Improvement Funding	\$478,000
HBRR Funding	\$1,000,000
City Funding	\$2,931,734

Amount of Funds Expended

\$141,602

Amount of Funds Obligated

\$3,309,375

**Annual Infrastructure Report – 2010
Iowa Finance Authority
I-JOBS Local Infrastructure Program**

Grantee: City of Cedar Rapids
Location: Cedar Rapids
Project: Cedar Rapids Public Library Main Facility

Description of the Work:

The City of Cedar Rapids, on behalf of the Library Board of Trustees, seeks a competitive grant in the amount of \$5,000,000 to relocate and rebuild the main library facility. The current facility was flooded in what is believed to be the greatest public library disaster in US history, and has been determined by FEMA to be damaged to an extent greater than 50% of its current value. The City continues to await a response from the FEMA regional director on its request to permanently relocate the library. Total project costs are estimated at \$45 Million, including site, building, contents (furnishings, equipment, collection), and parking. The proposed facility is estimated at 105,000 square feet, based on an updated building program. An architectural firm was procured, and has been planning for the new facility since July 2008. Construction is estimated to begin in late 2010, with completion in 2012. The resulting facility, designed for LEED certification, will be sustainable both in construction and operation. The project will create a minimum of 120 temporary jobs and retain/create a minimum of 69 permanent jobs. The project is financially feasible, as illustrated in sources described below, and by the Board of Trustees' intent to seek an increase in the current library levy from \$.04/mil to \$.27/mil, prior to opening of the new facility, for the support of operating expenses. Community support has already been documented by donations such as \$500,000 from ADM, as well as through the library's recent Love my Library user survey (available at www.crlibrary.org/future/). Re-establishment of a centrally located main library is consistent with the City's downtown redevelopment plan. The project was recently awarded a \$5,000,000 non-competitive IJOBS grant, and has been determined by the IJOBS Board to meet the program threshold requirements.

Progress of the Work:

Planning Stages

Estimated Completion Date of the Project:

12/1/2012

Total Estimated Cost of the Project:

\$45,456,900

List of All Revenue Sources Being Used to Fund the Project:

I-JOBS Local Infrastructure Competitive Grant Program	\$5,000,000.00
I-JOBS Local Infrastructure Non-Competitive Grant Program	\$5,000,000.00
FEMA	\$19,800,000.00
State of Iowa FEMA match	\$2,200,000.00
ADM Corporate Donation	\$500,000.00
Capital Campaign	\$7,956,900.00
Vision Iowa and Other Competitive Funding	\$5,000,000.00

Amount of Funds Expended

\$0

Amount of Funds Obligated

\$10,000,000

Annual Infrastructure Report – 2010
Iowa Finance Authority
I-JOBS Local Infrastructure Program

Grantee: City of Cedar Rapids
Location: Cedar Rapids
Project: U.S. Cellular Center Improvements and Event Center Construction

Description of the Work:

The overall project has two main objectives of renovating the U.S. Cellular Center and constructing an event center adjacent to the existing facility. The main goals are to enhance the U.S. Cellular Center into an energy efficient, competitive, and operationally sustainable facility while constructing an adjacent 60,000 sq. ft. event center to be the catalyst for economic development downtown. Due to the complexity of the overall project and the goal of the IJOBS grant to be spent in a timely matter a major portion of the IJOBS grant would be spent on the renovation and sustainability improvements to the U.S. Cellular Center. U.S. Cellular Center projects that can begin immediately are: Construction of a new steam boiler plant, zoning of the current HVAC system, installing escalators, elevators, and accessible seating to become ADA compliant, increasing rigging capability to the structure, updating the sound system to current standards, replacement of the portable seat riser system, updating the existing concession stands, adding more concession stands on main floor, updating dressing rooms and the green room to backstage areas and updating of the concourse areas. A complete renovation of the U.S. Cellular Center and event center project would cost \$80 million, which coincides with the \$30 million IJOBS intent to apply for the U.S. Cellular Center, but working with the other city projects and the applicant cap some items were cut from the original project. Since no land acquisitions and limited design schematics are needed to complete these projects, work could begin soon after the grant is awarded. The construction of the adjacent event center would begin immediately as well with an estimated timeline of two years before opening. The event center would create an economic driver in the downtown. The Cedar Rapids City Council prioritized this as the number one project for the city in resolution 0735-07-09.

Progress of the Work:

Planning Stages

Estimated Completion Date of the Project:

10/1/2011

Total Estimated Cost of the Project:

\$65,000,000

List of All Revenue Sources Being Used to Fund the Project:

I-JOBS Local Infrastructure Competitive Grant Program	\$15,000,000.00
EDA Investment Assistance Grant	\$35,000,000.00
City of Cedar Rapids GO Bonds	\$15,000,000.00

Amount of Funds Expended

\$753,138

Amount of Funds Obligated

\$15,000,000

Annual Infrastructure Report – 2010
Iowa Finance Authority
I-JOBS Local Infrastructure Program

Grantee: City of Cedar Rapids
Location: Cedar Rapids
Project: Paramount Theater

Description of the Work:

The Paramount Theatre sustained extensive damage during the flood of 2008. As a historic landmark, many of the first floor interior features of the Paramount Theatre must remain the same and will be reconstructed to pre flood conditions within FEMA guidelines. This project would be coordinated with the larger project of the complete restoration of the Paramount Theatre under the guidelines of FEMA.

The project would be called Paramount Theatre Operational Improvements. This overall project objective will be to integrate matching improvements on the second floor, improve the patron experience, and to improve the operational sustainability of the theatre. The project would expand the backstage areas of the theatre and add a perfection bar/café. Another priority would be to bring up the sound and lights to modern day standards. These modifications would make the theatre more operational sustainable and improve the experience to all patrons attending events.

Progress of the Work:
 Planning Stages

Estimated Completion Date of the Project:
 2/1/2013

Total Estimated Cost of the Project:
 \$6,000,000

List of All Revenue Sources Being Used to Fund the Project:

I-JOBS FUNDS	\$5,000,000
Local – City Bonds	\$1,000,000

Amount of Funds Expended
 \$0

Amount of Funds Obligated
 \$5,000,000

Annual Infrastructure Report – 2010
Iowa Finance Authority
I-JOBS Local Infrastructure Program

Grantee: City of Cedar Rapids
Location: Cedar Rapids
Project: Cedar Rapids Public Works Building

Description of the Work:

Sustainability enhancements to facility, expansion of building to support additional services and increased parking for the enhanced long term use of this building. Additional fleet maintenance services to include heavy repairs to the City’s fire engines, transportation system vehicles (buses), and Public works heavy equipment and vehicles. Third floor addition for shortage of office and meeting space due to additional City staff positions.

Progress of the Work:

Planning Stages

Estimated Completion Date of the Project:

12/01/2011

Total Estimated Cost of the Project:

\$29,054,000

List of All Revenue Sources Being Used to Fund the Project:

I-JOBS FUNDS	\$5,000,000
State share (10% share disaster assistance)	\$2,405,400
Federal (FEMA – 90%)	\$21,648,600

Amount of Funds Expended

\$0

Amount of Funds Obligated

\$5,000,000

Annual Infrastructure Report – 2010
Iowa Finance Authority
I-JOBS Local Infrastructure Program

Grantee: City of Charles City
Location: Charles City
Project: Fire Station

Description of the Work:

The city plans to repair and upgrade its current fire station facility by replacing walls, doors and floors and possibly contaminated materials. The station will be improved to protect from future flooding by installing valves on out sewer system outlets to prevent backup and sealing exposed block on the exterior of the building. The forty-year-old heating system and generator will be replaced with more energy efficient ones. The city will also install up-to-date sprinkler, fire alarm and air quality systems. An egress stairway will be installed to allow better access.

Progress of the Work:

Planning Stages

Estimated Completion Date of the Project:

12/31/2011

Total Estimated Cost of the Project:

\$500,000

List of All Revenue Sources Being Used to Fund the Project:

I-JOBS FUNDS	\$500,000
--------------	-----------

Amount of Funds Expended

\$138,039

Amount of Funds Obligated

\$500,000

Annual Infrastructure Report – 2010
Iowa Finance Authority
I-JOBS Local Infrastructure Program

Grantee: City of Coralville
Location: Coralville
Project: Flood Recovery and Protection of First Avenue Corridor

Description of the Work:

The proposed improvements are a coordinated system of flood control measures which include earthen berms, permanent concrete floodwalls, an elevated arterial street, an elevated bridge over Clear Creek, two storm water pump stations and improved storm water collection system.

Earthen berms up to 8 feet in height will be constructed along the west side of the Iowa River (outside of the floodway) from Interstate 80 south to the North Parking Ramp adjacent to the Marriott Hotel and Conference Center (MHCC). Trails will be constructed along all of the berms and walls to provide for future maintenance with a secondary benefit being a significant extension of our public trail system. Concrete floodwalls ranging in height from 2.8 feet to 6.7 feet will be constructed on the east or river side of the North Parking Ramp and Marriott Hotel and Conference Center. These walls will extend south to Edgewater Drive. Earthen berms up to 7.9 feet in height will be constructed along the west side of the Iowa River from the end of the concrete wall above to its intersection with 1st Avenue.

First Avenue, an arterial street connecting Interstate 80 and US Highway 6, will be raised from south of its intersection with 6th Street to south of Clear Creek. A new First Avenue bridge over Clear Creek will be constructed which will be higher, wider and longer to provide additional Clear Creek flood conveyance.

Three new storm water pump stations will be constructed to pump localized storm water flows into the Iowa River. These storm water pump stations are located as follows: IRL North Pump Station on the east side of the MHCC, IRL South Pump Station at the corner of Quarry Road & East 7th St., and the First Avenue IRP Pump Station located north of the Iowa River Power Co. Restaurant.

The existing storm water collection system will be improved and directed to one of the three storm water pump stations mentioned above.

Wetlands walkways to be constructed will provide the educational component of the project so that the public can learn about wetlands systems and their benefits to flood mitigation and surface water quality.

The planned improvements mentioned above will protect 60 acres of the mixed-use, former brownfield Iowa River Landing development, First Avenue businesses from 6th Street to US Highway 6 and the residential area west of 1st Avenue and south of 5th Street.

All work is designed to provide protection for the future of one foot above the 2008 flood level.

Progress of the Work:

Construction

Estimated Completion Date of the Project:

7/1/2011

Total Estimated Cost of the Project:

\$36,284,981

List of All Revenue Sources Being Used to Fund the Project:

I-JOBS	\$27,140,573
City of Coralville Property Acquisition	\$9,144,408
Community Disaster Grant	\$536,761
GO Bond Anticipation Notes	\$8,607,647

Amount of Funds Expended

\$14,917,208

Amount of Funds Obligated

\$27,140,573

Revised 1/14/11

Annual Infrastructure Report – 2010
Iowa Finance Authority
I-JOBS Local Infrastructure Program

Annual Infrastructure Report – 2010
Iowa Finance Authority
I-JOBS Local Infrastructure Program

Grantee: City of Council Bluffs
Location: Council Bluffs
Project: Public Works Operations Facility

Description of the Work:

The proposed project provides for construction of a 37400 SF joint operations center housing Council Bluffs Public Works Street, Sewer, and Traffic maintenance personnel and equipment. The facility would be located on a parcel of ground the city has previously purchased to accommodate the eventual relocation of all public works divisions to a central location. The proposed building will house 65 employees and 60 major pieces of equipment. In the spring of 2009 a new \$5 million Fleet Maintenance Facility was located on this site. Currently the city has three separate sites housing Public Works streets, sewers, and traffic operations. One site is immediately adjacent to Indian Creek and is highly vulnerable to flooding. All facilities are in poor condition, undersized, and inadequate to meet the needs of the operation. In the event of a disaster, Public Works operations are required to play a critical role in response and recovery efforts. A facility which provides for efficient and effective operations will greatly enhance disaster response. A consolidated Public Works facility allows for ease of coordination of manpower and equipment. The proposed facility will have space to store major equipment indoors which protects it from damage in severe weather. The location of the proposed building is three blocks from Indian Creek and has less risk associated with flooding.

Progress of the Work:

Construction

Estimated Completion Date of the Project:

11/1/2011

Total Estimated Cost of the Project:

\$7,738,000

List of All Revenue Sources Being Used to Fund the Project:

IJOBS Grant	\$3,869,000
Street Division Depreciation Funds	\$594,000
Street Division Operating Funds	\$800,000
Sewer Division Operating Funds	\$1,500,000
General Obligation Bonds	\$700,000
City General funds	\$275,000

Amount of Funds Expended

\$2,041,097

Amount of Funds Obligated

\$3,869,000

Annual Infrastructure Report – 2010
Iowa Finance Authority
I-JOBS Local Infrastructure Program

Grantee: City of Defiance
Location: Defiance
Project: Defiance Storm Sewer Construction Project

Description of the Work:

The City of Defiance has severe storm water drainage problems in two locations due to a low point in the center of town and a raised railroad overpass across the southern edge of the community. The raised railroad overpass disrupts normal water flow to the south causing storm water to collect and block a highway into the community. Storm water also collects in the central low point of the community. This storm water flooding has caused damage to 15 homes, 3 businesses, and several local streets. Damage has occurred in 1993, 1998, 2001, 2007, and 2008. The city proposes to construct approximately 3,950 feet of storm sewer that will collect storm water prior to collecting in the central low point and along the railroad line. The storm sewer would then drain the storm water away from the community to the nearby Defiance Creek. Total costs are estimated to be \$310,000.

Progress of the Work:

Complete

Estimated Completion Date of the Project:

Complete

Total Estimated Cost of the Project:

\$310,000

List of All Revenue Sources Being Used to Fund the Project:

I-JOBS FUNDS	\$155,000
City of Defiance	\$155,000

Amount of Funds Expended

\$93,509

Amount of Funds Obligated

\$155,000

Annual Infrastructure Report – 2010
Iowa Finance Authority
I-JOBS Local Infrastructure Program

Grantee: City of Des Moines
Location: Des Moines
Project: Franklin Avenue Library Renovation and Expansion

Description of the Work:

This is the expansion (10,000 square feet) and renovation (14,000 square feet) of the City's busiest branch library. This facility remodel and addition project that may attain LEED Gold designation may set new benchmark standards for mechanical installation and operating costs while reducing maintenance cost. The system will use dual wheel technology with a chilled beam and heat pump HVAC delivery system. The lighting package will be LED, CFL and T5 technology with day lighting controls. Site amenities will include on site water retention, reserved parking for car pool cars, reserved parking for battery operated cars, increased space for bike storage and walkway's for pedestrians. Special consideration was given to the location of ADA parking locations.

Progress of the Work:

Construction

Estimated Completion Date of the Project:

7/1/2011

Total Estimated Cost of the Project:

\$8,364,609

List of All Revenue Sources Being Used to Fund the Project:

I-JOBS Local Infrastructure Competitive Grant Program	\$2,200,000.00
City Funds	\$4,416,484.00
Des Moines Library Foundation	\$1,748,125.00

Amount of Funds Expended

\$996,417

Amount of Funds Obligated

\$2,200,000

Annual Infrastructure Report – 2010
Iowa Finance Authority
I-JOBS Local Infrastructure Program

Grantee: City of Des Moines
Location: Des Moines
Project: Birdland Levee Replacement

Description of the Work:

This project will replace the Birdland levee which failed during the 2008 flood. The City of Des Moines has been working with the U.S. Army Corps of Engineers to degrade and rebuild the Birdland levee. During the Flood of 2008 the levee was breached by the Des Moines River, inundating dozens of homes and business. This levee will no longer be certified by the Corps as a levee capable of providing flood protection. Residents and businesses that have loans on their property may be forced by their lenders to provide flood insurance due to the levee decertification. The total cost of the Birdland Levee project is estimated at \$8,400,000. A cost share agreement between the Corps and the City splits the costs (65% Corps/35% City).

Progress of the Work:

Construction

Estimated Completion Date of the Project:

10/1/2011

Total Estimated Cost of the Project:

\$8,400,000

List of All Revenue Sources Being Used to Fund the Project:

I-JOBS Local Infrastructure Competitive Grant Program	\$2,205,000.00
US Corps of Engineering	\$5,460,000.00
City of Des Moines	\$735,000.00

Amount of Funds Expended

\$879,608

Amount of Funds Obligated

\$2,205,000

Annual Infrastructure Report – 2010
Iowa Finance Authority
I-JOBS Local Infrastructure Program

Grantee: City of DeWitt
Location: DeWitt
Project: East Side Storm Water Improvements Project

Description of the Work:

Construction of a detention basin on the northeast side of DeWitt to capture and temporarily contain storm water that runs nearly a mile through open ditches on the east side of DeWitt. The detention area would include a long narrow berm to act as an impoundment structure and would require a minimum of 6.5 acres. The detention basin would reduce street flooding at 11th Street (major east/west route with heaviest traffic counts in Dewitt) as well as other residential streets and streets in the industrial park. Currently there is flooding in rain events of 2 inches or greater. Additionally, the detention structure will help settle debris and sediment out of the storm water before it flows into the ditch system, thereby reducing the silting in the storm water ditch. In conjunction with the construction of the detention area the City proposes to clean and reshape the east side drainage ditch and the southeast drainage ditch in Crossroads Business (Industrial) Park (totaling approximately 7,000 lf of open ditch). Within the ditch there are two structural elements; concrete and railroad tie retaining walls that need to be rebuilt. The project would include surveying existing easements and establishing easements where there are none along the drainage ditch. The entire project would greatly reduce street flooding, and the flooding of private property and therefore reduce the damage to both public and private property. Additionally, the street flooding in the Crossroads Industrial Park temporarily shuts down commerce and has a financial cost to all the businesses in the Crossroads Business Park. It is estimated that the project cost including engineering, surveying, land purchase (for detention area), and construction would total \$452,000.00.

Progress of the Work:
 Construction

Estimated Completion Date of the Project:
 10/15/2011

Total Estimated Cost of the Project:
 \$600,000

List of All Revenue Sources Being Used to Fund the Project:

I-JOBS FUNDS	\$300,000
City of DeWitt Storm Water Utility Fund/TIF Bond	\$300,000

Amount of Funds Expended
 \$140,764

Amount of Funds Obligated
 \$300,000

Annual Infrastructure Report – 2010
Iowa Finance Authority
I-JOBS Local Infrastructure Program

Grantee: City of Eldora
Location: Eldora
Project: HWY 175 Stormwater Flood Mitigation Project

Description of the Work:

The City of Eldora is experiencing flooding on HWY 175 by the railroad crossing on the 1800 block. A rain event of 1 inch in a short period of time will cause flooding. This occurs 10 to 12 times in a typical year. The retail activities affected include the Hy-Vee store, a pharmacy, and other small shops. The roadway in this area is often flooded, endangering vehicular traffic and causing flooding at entrances, and often into parking areas for the various businesses. A preliminary design and cost estimate have been prepared for the work, projecting a total cost of \$522,000. The project will reconstruct approximately 0.12 mile of IA-175 with PC Concrete pavement, replace water main, sanitary sewer main, storm sewers and intakes, and construct approximately 1300 feet of 24” and 30” interceptor storm sewer to outlet the storm water into the main drainage channel serving the central area of Eldora.

Progress of the Work:

Planning Stages

Estimated Completion Date of the Project:

5/1/2010

Total Estimated Cost of the Project:

\$522,000

List of All Revenue Sources Being Used to Fund the Project:

I-JOBS FUNDS	\$261,000
City of Eldora – Road Surface Fund	\$261,262

Amount of Funds Expended

\$46,227

Amount of Funds Obligated

\$261,000

Annual Infrastructure Report – 2010
Iowa Finance Authority
I-JOBS Local Infrastructure Program

Grantee: City of Elkader
Location: Elkader
Project: Fire Station

Description of the Work:

The City of Elkader has submitted to the Board its plan for rebuilding its Fire Station. According to the plan, the station was constructed in 1969 and had an ambulance addition built in the 1990s. The building was damaged by flooding in 2004 and 2008 causing the base under the foundation to erode, the foundation to move and the floor to drop.

The city plans to build a new station outside of the floodplain on land that has been donated by a local property owner. The new station will be designed by a local architect and will incorporate the fire station, ambulance department, training area, a helipad, tornado shelter and a post-disaster shelter area.

Progress of the Work:

Construction

Estimated Completion Date of the Project:

12/01/2011

Total Estimated Cost of the Project:

\$1,200,000

List of All Revenue Sources Being Used to Fund the Project:

I-JOBS FUNDS	\$500,000
Flood Insurance money	\$110,000
In-kind donation (land)	\$54,000
Private Donations	\$150,000
GO loans	\$386,000

Amount of Funds Expended

\$245,710

Amount of Funds Obligated

\$500,000

Annual Infrastructure Report – 2010
Iowa Finance Authority
I-JOBS Local Infrastructure Program

Grantee: City of Fayette
Location: Fayette
Project: Fayette Concrete Flood Wall

Description of the Work:

Purchase private property and construct a concrete flood wall 4 feet high and 240 feet long on the south bank of the Volga River to protect the Fayette business district and several blocks of residential area from flooding. The city had an earthen berm built on the east side of the Main Street Bridge (south side of Volga River) to prevent flooding. The city now is planning to construct a concrete flood wall on the west side of the bridge (also south side of the Volga River) that would run from our existing levee to the bridge. This way, when it looks like the city is going to flood, all we have to do is block the bridge entrance. We looked into purchasing inflatable bladders for this section of the river bank. The demonstration showed that they are very labor intensive and we don't have the man power to set them up in short notice or to pack them away for storage each time they would be used. Also, they were more expensive than a permanent flood wall.

Progress of the Work:

Complete

Estimated Completion Date of the Project:

Complete

Total Estimated Cost of the Project:

\$107,500

List of All Revenue Sources Being Used to Fund the Project:

I-JOBS FUNDS	\$53,750
City of Fayette Local Option Sales Tax	\$53,750

Amount of Funds Expended

\$47,443

Amount of Funds Obligated

\$53,750

Annual Infrastructure Report – 2010
Iowa Finance Authority
I-JOBS Local Infrastructure Program

Grantee: City of Forest City
Location: City of Forest City
Project: Forest City Public Works Facility (New Street Shed)

Description of the Work:

This project will eliminate the existing 50 year-old City street and salt/sand shed in the flood plain and construct a new energy efficient Public Works Facility (New Street Shed) at a different location. The new Public Works building is designed and ready for bidding construction (shovel-ready.)

Progress of the Work:

Complete

Estimated Completion Date of the Project:

Complete

Total Estimated Cost of the Project:

\$1,074,099

List of All Revenue Sources Being Used to Fund the Project:

I-JOBS FUNDS	\$537,049.50
City of Forest City – Unspent Balances	\$537,049.50

Amount of Funds Expended

\$508,038

Amount of Funds Obligated

\$537,049.50

Annual Infrastructure Report – 2010
Iowa Finance Authority
I-JOBS Local Infrastructure Program

Grantee: City of Fort Madison
Location: Fort Madison
Project: Fort Madison Santa Fe Depot Redevelopment and Reuse

Description of the Work:

The Santa Fe Depot Complex, listed on the National Register, is planned to be reused as a historical museum and Amtrak passenger rail depot. The complex was flooded and damaged during the 2008 floods, taking in 39 inches of water. The complex requires mitigation in the form of elevating the building to make the passenger rail and museum projects work. Both buildings are planned to be raised over 4 feet to be one foot above the 500-year flood elevation of the Mississippi River. Overall project components (not submitted to IJOBS) include renovating a portion of the complex for Amtrak; constructing a new rail passenger platform; elevating all complex buildings to protect them from flood. The City is applying to IJOBS specifically for elevating the Depot complex above the 500-year flood elevation. The elevation project involves: 1) Elevating the complex buildings; 2) Reworking interior drainage to prevent interior flooding from storm water backups; 3) Site work to match surrounding parking lots, pedestrian accesses, and new storm water drainage to the elevated buildings to make access easier and to keep the complex open in times of flood for passenger rail and access to the buildings.

Progress of the Work:

Construction

Estimated Completion Date of the Project:

02/10/2012

Total Estimated Cost of the Project:

\$1,842,117

List of All Revenue Sources Being Used to Fund the Project:

I-JOBS Local Infrastructure Competitive Grant Program	\$1,131,344.00
Iowa DOT Federal Transportation Enhancements	\$427,773.00
City of Fort Madison	\$183,000.00
Southeast Iowa Regional Riverboat Commission	\$100,000.00

Amount of Funds Expended

\$40,475

Amount of Funds Obligated

\$1,131,344

Annual Infrastructure Report – 2010
Iowa Finance Authority
I-JOBS Local Infrastructure Program

Grantee: City of Glidden
Location: Glidden
Project: Glidden Storm Water Project

Description of the Work:

Enhancing detention ponds by increasing depth and height; constructing storm sewer pipe in NW area of city for approximately three blocks; constructing piping to deposit storm water into creek, separating the flow in the city from the county flow and eliminating surcharges which also contribute to sanitary backups.

Residents are subject to frequent surcharging of the storm water and sanitary sewer systems. Glidden does not have its own outlet to the creek due to Glidden storm water being commingled with the Carroll County drainage system. The rural runoff enters the city system and the combined amount will surcharge back into homes. By constructing this project it will mitigate the surcharging into homes and back out onto city streets. The problem has been magnified during the 2007 and 2008 FEMA disaster declarations.

Progress of the Work:

Construction

Estimated Completion Date of the Project:

09/30/2011

Total Estimated Cost of the Project:

\$575,000

List of All Revenue Sources Being Used to Fund the Project:

I-JOBS FUNDS	\$287,500
Local Funding	\$287,500

Amount of Funds Expended

\$20,598

Amount of Funds Obligated

\$287,500

Annual Infrastructure Report – 2010
Iowa Finance Authority
I-JOBS Local Infrastructure Program

Grantee: City of Hartford
Location: Hartford
Project: Vine Street Drainage Improvements

Description of the Work:

Reconstruction of storm sewers along Vine Street that have failed or are inadequate to handle the strength of storms experienced in 2008 and the spring of 2009. These storms resulted in localized flooding and erosion, causing damage and loss of the use of property. This project will correct local flooding and erosion issues and avoid future flood damage. Total project cost is anticipated to be \$70,500

Progress of the Work:

Complete

Estimated Completion Date of the Project:

Complete

Total Estimated Cost of the Project:

\$70,500

List of All Revenue Sources Being Used to Fund the Project:

I-JOBS FUNDS	\$52,875
City of Hartford General Fund	\$17,625

Amount of Funds Expended

\$51,127

Amount of Funds Obligated

\$52,875

Annual Infrastructure Report – 2010
Iowa Finance Authority
I-JOBS Local Infrastructure Program

Grantee: City of Indianola
Location: Indianola
Project: National Balloon Museum North Slope

Description of the Work:

During the heavy rains that affected Warren County in June/July of 2008, the north slope of the embankment at the National Balloon Museum property (land owned by the City) had substantial erosion/failure. FEMA funds were used for a "temporary" repair but the project is not eligible for permanent repairs under FEMA guidelines. The erosion has continued and the parking lot and structure are at risk. A permanent repair will mitigate further damage and preserve the integrity of the National Balloon Museum parking lot and structure.

Progress of the Work:

Construction

Estimated Completion Date of the Project:

05/15/2011

Total Estimated Cost of the Project:

\$376,600

List of All Revenue Sources Being Used to Fund the Project:

I-JOBS FUNDS	\$188,300
City of Indianola (TIF Certification)	\$188,300

Amount of Funds Expended

\$97,612

Amount of Funds Obligated

\$188,300

Annual Infrastructure Report – 2010
Iowa Finance Authority
I-JOBS Local Infrastructure Program

Grantee: City of Iowa City
Location: Iowa City
Project: Fire Station #4 Project

Description of the Work:

Constructing a new fire station facility became a top priority for Iowa City after the flooding of 2008. During the flood many roads become impassable and provision of emergency services became very challenging. The proposed fire station is strategically located to take full advantage of a network of arterial streets, Highway 1, and Interstate 80. Last year, the community experienced a disastrous 500 year flood event that divided much of the city in half due to impassable bridges. The location of this proposed facility would significantly improve the department’s ability to provide emergency services throughout the city in the event of another 500 year flood event or other disaster.

The land for the site has been acquired and all plans have been approved. In addition, the City Council has agreed to contribute 50% of the total cost of \$4,537,734. The new facility, which is striving to be Gold Level LEED Certified, will have a significant impact on residential and commercial development in Iowa City.

Progress of the Work:
 Construction

Estimated Completion Date of the Project:
 9/1/2011

Total Estimated Cost of the Project:
 \$4,537,734

List of All Revenue Sources Being Used to Fund the Project:

I-JOBS FUNDS	\$2,268,867
FY10 General Obligation Construction Bonds	\$2,268,867

Amount of Funds Expended
 \$237,398

Amount of Funds Obligated
 \$2,268,867

Annual Infrastructure Report – 2010
Iowa Finance Authority
I-JOBS Local Infrastructure Program

Grantee: City of Iowa City
Location: Iowa City
Project: Wastewater Treatment Plant Project

Description of the Work:

Iowa City is requesting funds to relocate the operations of the North Wastewater Treatment Plant to the South Wastewater Treatment Plant. The North Wastewater Treatment Plant would be demolished and the area would be turned into green space. The project will mitigate damages by relocating a flood-impacted facility out of the Iowa River floodplain. It will eliminate the risk of partially treated effluent being released downstream. It will ensure that unique wastes from area hospitals and the University of Iowa will continue to be treated even during a time of crisis.

If the North Waste Water Treatment Plant is moved out of this area, it will allow the City to mitigate the impacts of future flooding by creating usable public open space that would double as an essential amenity to attract new residents and businesses into this future high density, transit-oriented neighborhood.

Progress of the Work:

Construction

Estimated Completion Date of the Project:

10/1/2012

Total Estimated Cost of the Project:

\$63,000,000

List of All Revenue Sources Being Used to Fund the Project:

I-JOBS FUNDS	\$3,495,293
Local Match (Local Option Sales Tax/User Fees)	\$32,504,707
Economic Development Administration	\$22,000,000
Supplemental CDBG	\$5,000,000

Amount of Funds Expended

\$770,202

Amount of Funds Obligated

\$3,495,293

Annual Infrastructure Report – 2010
Iowa Finance Authority
I-JOBS Local Infrastructure Program

Grantee: City of Letts
Location: Letts
Project: New Library & Community Center

Description of the Work:

The current accredited Library and community center serves as the heart of our small rural community, serving as the primarily gathering place for governmental organization, groups and families. Command Center for local disasters. The building is approaching 100 years of age and requires constant maintenance which has been costly. In addition to this concern the demand for access to technology, growing literature collections, historical document archiving and variety of educational displays has led to the library outgrowing the current space. The new facility would include the community room, library and city hall.

Progress of the Work:

Complete

Estimated Completion Date of the Project:

Complete

Total Estimated Cost of the Project:

\$800,000

List of All Revenue Sources Being Used to Fund the Project:

I-JOBS Local Infrastructure Competitive Grant Program	\$400,000.00
Carver Trust Grant	\$60,000.00
fund raising/donation account	\$110,000.00
1% local opt tax	\$8,880.00
bank financing- new construction loan	\$297,070.00

Amount of Funds Expended

\$339,586

Amount of Funds Obligated

\$400,000

Annual Infrastructure Report – 2010
Iowa Finance Authority
I-JOBS Local Infrastructure Program

Grantee: City of Marion
Location: Marion
Project: Thomas Park Maintenance-Storm Shelter

Description of the Work:

Replace 40 year old pole park maintenance building and include a storm shelter to provide a safe location in Thomas Park. The current facility is inadequate, not energy efficient, or a healthy environment to work in. Facility was constructed when only 2 full time employees were employed. Thomas Park is one of the busiest parks in Marion and adjacent to Legion Park and the Marion High School football field. The project would increase the number of garage bays available for vehicles and equipment, add a vehicle wash bay which would prolong equipment life and provide a controlled disposal method for the vehicle washing waste. The new building would provide proper restroom, break room, and changing facilities as well as a shower for employees. Expanded office and storage facilities would also be provided. The lower level of the facility would house a proposed FEMA 361 storm shelter that could house up to 380 park users during inclement weather or other disasters. When not used as a storm shelter, this room could be used as a park pavilion for family reunions, receptions, and other events. Estimated cost is \$2 million dollars.

Progress of the Work:

Construction

Estimated Completion Date of the Project:

07/01/2011

Total Estimated Cost of the Project:

\$2,063,000

List of All Revenue Sources Being Used to Fund the Project:

I-JOBS FUNDS	\$1,031,500
FEMA Grant	\$358,000
City GO Bond	\$673,000

Amount of Funds Expended

\$104,295

Amount of Funds Obligated

\$1,031,500

Annual Infrastructure Report – 2010
Iowa Finance Authority
I-JOBS Local Infrastructure Program

Grantee: City of Marquette
Location: Marquette
Project: Bench Area Flash Flood Mitigation Project

Description of the Work:

Intense rainfall events created significant flooding and debris displacement in two primary residential areas. After commissioning a study that defined the problem, evaluated infrastructure improvements to alleviate the problem and preserve existing developed areas, the City is seeking funding for the construction of several improvements. These improvements include parallel outlet pipe or box culvert, Brown Street improvements, pond improvements, southwest bypass, south central bypass, southeast bypass, and 4th Street improvements. The engineers' opinion of probable cost for these improvements totals \$1,354,095.

Progress of the Work:

Complete

Estimated Completion Date of the Project:

Complete

Total Estimated Cost of the Project:

\$1,354,095

List of All Revenue Sources Being Used to Fund the Project:

I-JOBS FUNDS	\$677,047.50
City of Marquette	\$677,047.50

Amount of Funds Expended

\$643,704

Amount of Funds Obligated

\$677,047.50

Annual Infrastructure Report – 2010
Iowa Finance Authority
I-JOBS Local Infrastructure Program

Grantee: City of Marshalltown
Location: Marshalltown
Project: Marshalltown Carnegie Library Re-Use

Description of the Work:
 Convert former Carnegie Library into Municipal Office Building.

Progress of the Work:
 Complete

Estimated Completion Date of the Project:
 Complete

Total Estimated Cost of the Project:
 \$1,237,237

List of All Revenue Sources Being Used to Fund the Project:

I-JOBS FUNDS	\$618,618
Bonds issued	\$700,000
Sale of present Park and Recreation Office	\$250,000
Reserve funds	\$250,000

Amount of Funds Expended
 \$618,618

Amount of Funds Obligated
 \$618,618

Annual Infrastructure Report – 2010
Iowa Finance Authority
I-JOBS Local Infrastructure Program

Grantee: City of Mason City
Location: Mason City
Project: Replacement of Equipment Storage Facility

Description of the Work:
 Acquisition of property and construction of a 20,000 SF pre-fabricated metal building to house Operations & Maintenance Department's vehicles and equipment. This structure will replace two storage buildings lost during the June 2008 flood event. Total project cost is estimated at \$1,030,000.

Progress of the Work:
 Construction

Estimated Completion Date of the Project:
 04/15/2011

Total Estimated Cost of the Project:
 \$1,030,000

List of All Revenue Sources Being Used to Fund the Project:

I-JOBS FUNDS	\$772,500
City of Mason City	\$257,500

Amount of Funds Expended
 \$50,712

Amount of Funds Obligated
 \$772,500

**Annual Infrastructure Report – 2010
Iowa Finance Authority
I-JOBS Local Infrastructure Program**

Grantee: City of Monticello
Location: Monticello
Project: Monticello Emergency Response Center

Description of the Work:

The Monticello Ambulance Service and Police Department are proposed to be joined under one roof at the Monticello Emergency Response Center. The Ambulance serves the communities of Monticello, Hopkinton, all of rural Jones and a portion of rural Delaware County, being staffed 24/7/365 with paramedic level staff. The police force is also staffed 24/7/365 by certified FT and PT officers, and while primarily serving within the City limits, also responds to Jones and Delaware County calls on a Mutual Aid basis. The facility will be built on City owned property located across the Street from the Fire Dpt., which serves Monticello, rural Jones County, and parts of Delaware County. The plans call for the installation of back up electric generation to serve the Emergency Response Center and the Fire Dpt., as well as related communications equipment and necessary towers. (No present generation at any of sites) Estimated project cost is \$689,227; plans and specifications are complete and have been approved. Upgraded communications equipment, and compatibility of same between dpt.'s will be realized with the completion of this project.

Progress of the Work:

Complete

Estimated Completion Date of the Project:

Complete

Total Estimated Cost of the Project:

\$689,227

List of All Revenue Sources Being Used to Fund the Project:

I-JOBS Local Infrastructure Competitive Grant Program	\$300,000.00
Borrowed Funds	\$301,227.00
USDA Grant	\$90,000.00

Amount of Funds Expended

\$300,000

Amount of Funds Obligated

\$300,000

Annual Infrastructure Report – 2010
Iowa Finance Authority
I-JOBS Local Infrastructure Program

Grantee: City of Mount Pleasant
Location: Mount Pleasant
Project: Mount Pleasant Renovation of Police Department

Description of the Work:

The City of Mount Pleasant is proposing to convert the former Dave's Supermarket, located at 204 E. Washington in Mount Pleasant, to a 7,000 square foot state-of-the-art police facility. The department currently operates out of a 4,000 square foot facility that is not energy efficient and provides little room for police department operations. The project includes remodeling portions of the existing interior of the building, providing a new Washington Street building facade, and working with the city to provide site and landscaping work to tie into concepts developed for Mount Pleasants Central and Gateway Park projects. The finished remodeling will occur in approximately 35% (7,000 sqft) of the existing building. Other areas will utilize existing lighting, flooring, and mechanical systems.

Progress of the Work:

Complete

Estimated Completion Date of the Project:

Complete

Total Estimated Cost of the Project:

\$1,219,048

List of All Revenue Sources Being Used to Fund the Project:

I-JOBS FUNDS	\$600,000
City of Mount Pleasant GO Bonds	\$500,000
Reallocation of City Park GO Bonds	\$100,000
Reallocation of City Trail GO Bonds	\$61,411
Local Option Sales Tax	\$38,589

Amount of Funds Expended

\$600,000

Amount of Funds Obligated

\$600,000

Annual Infrastructure Report – 2010
Iowa Finance Authority
I-JOBS Local Infrastructure Program

Grantee: City of Ottumwa
Location: Ottumwa
Project: City Hall Entrance Reconstruction and Energy Efficiency Project

Description of the Work:

This project consists of the reconstruction of the historic entrance to City Hall. The fourth street entrance has a striking appearance with its vaulted bridge and steps to the structure; which is on the National Register of Historic Places. The original Indiana Sand Stone has suffered considerable deterioration over the last eighty years. The entrance design included a bridge type design with an elevated arch. The foundation was constructed in part with clay bricks which have deteriorated and presents a safety hazard. A second component of the project will be energy efficiency improvements to City Hall. Abiding by the 2006 International Energy Conservation Code, the installation of insulation in the buildings attic will amount to R-38 or higher. Installation of new energy efficient lighting (Made in the USA), 2' by 4' Parabolic fixtures will be installed to replace the outdated, high energy consuming fixtures.

The improvements to City Hall will provide a safe, more energy efficient public building.

Progress of the Work:

Construction

Estimated Completion Date of the Project:

04/15/2011

Total Estimated Cost of the Project:

\$459,000

List of All Revenue Sources Being Used to Fund the Project:

I-JOBS FUNDS	\$229,500
City of Ottumwa (Resolution No. 117-2009)	\$229,500

Amount of Funds Expended

\$4,164

Amount of Funds Obligated

\$229,500

Annual Infrastructure Report – 2010
Iowa Finance Authority
I-JOBS Local Infrastructure Program

Grantee: City of Palo
Location: Palo
Project: Fire Station

Description of the Work:

The City of Palo has submitted to the Board its plan for rebuilding its Fire Station. According to the plan, the station sustained 20” of water during flooding in the summer of 2008. The department was forced to store its vehicles and equipment in another location after the disaster.

The city plans to build a new station outside of the flood hazard area to an area more easily accessed during a disaster. The new station will be approximately 14,000 sq. ft. and will house a tanker, an engine, a rescue boat, a brush truck, and all of the gear and equipment for the firefighters. It will also be capable of housing an additional engine in the future.

Progress of the Work:

Planning Stages

Estimated Completion Date of the Project:

-

Total Estimated Cost of the Project:

\$850,000

List of All Revenue Sources Being Used to Fund the Project:

I-JOBS FUNDS	\$500,000
Greater Cedar Rapids Rebuilding Capitol Grant)	\$350,000

Amount of Funds Expended

\$69,207

Amount of Funds Obligated

\$500,000

Annual Infrastructure Report – 2010
Iowa Finance Authority
I-JOBS Local Infrastructure Program

Grantee: City of Sergeant Bluff
Location: Sergeant Bluff
Project: City Hall Renovation

Description of the Work:

The City of Sergeant Bluff is planning on a renovation of our City Hall facility, which has previously served as a local locker and community bank prior to becoming the current City Hall location in the 1960's. The primary goal of the renovation project is to maintain a downtown City Hall location in an energy efficient facility. The project will expand City Council chambers, replace the HVAC units, currently 30 years old, with high efficiency units, install high efficiency lighting throughout City Hall with occupancy sensors where appropriate, replace existing windows with 1" insulated Low E glass windows, eliminate several electrical hazards that are present, and make several improvements to the shell of the building to improve the image of a central building of our downtown district. The improvements to City Hall have been a component of budget negotiations for the past three years, as the City Council has committed a portion of Local Option Sales Tax (LOST) receipts into a set-aside account for the project. The City Council has also allocated an additional \$50,000 from the Municipal Electric Utility, and plans to use the facility to demonstrate how energy efficient improvements can be incorporated into existing structures. Funding of \$250,000 from the I-Jobs program would allow the project to proceed in the next two months, with anticipated completion in August 2010.

Progress of the Work:

Construction

Estimated Completion Date of the Project:

01/31/2011

Total Estimated Cost of the Project:

\$500,000

List of All Revenue Sources Being Used to Fund the Project:

I-JOBS FUNDS	\$250,000
Local Option Sales Tax	\$200,000
Municipal Electric Utility	\$50,000

Amount of Funds Expended

\$178,019

Amount of Funds Obligated

\$250,000

Grantee: City of Spillville
Location: Spillville
Project: Wastewater Treatment Facility (WWTF) Improvements

Description of the Work:

The City of Spillville, in Winneshiek County, Iowa, was one of the communities that was drastically impacted by the disastrous floods that occurred between May 25, 2008 and August 13, 2008 and has been designated by FEMA as FEMA-1763-DR. The Spillville Wastewater Treatment Facility (WWTF) was completely inundated during a period of time when the flooding was occurring. The existing controlled discharge lagoon dikes were overtopped with flood water by 4 feet and a substantial amount of sand and silt was deposited in the existing cells due to the flooding that occurred. This deposit of sand and silt further contributed to the City's existing problems of being unable to treat all the wastewater that the facility receives. Effluent flows currently exceed the established NPDES permit limits. The untimely release of wastewater is a violation of permit limits and jeopardizes the water quality in the Turkey River Basin which receives the facilities effluent discharges. The replacement of the existing wastewater treatment facility is an urgent need in this community.

The extent of work involved in the City of Spillville Wastewater Treatment Facility Improvement project consists of the replacement of the City's existing two-cell controlled discharge lagoon system with a larger capacity three-cell controlled discharge lagoon system (with dike heights to be increased by nearly 6 feet above existing dikes). This project will also include the installation of a new submersible pump station and control panel with a standby generator at the wastewater treatment facility (also to be flood protected by the increased dike height). The current pump station was ruined and temporarily repaired after the floods. The existing station is a confined space hazard for the operator of the treatment facility; it is a potentially deadly and otherwise hazardous atmosphere and is also currently vulnerable to further flood damage.

The City of Spillville has completed an engineering Wastewater Treatment Facility Planning Study that indicated that the total project cost to replace the existing damaged facility will be approximately \$1,208,300.

Progress of the Work:

Construction

Estimated Completion Date of the Project:

08/01/2011

Total Estimated Cost of the Project:

\$1,208,300

List of All Revenue Sources Being Used to Fund the Project:

I-JOBS FUNDS	\$906,225
Citizen Bank	\$302,076

Amount of Funds Expended

\$78,210

Amount of Funds Obligated

\$906,225

Annual Infrastructure Report – 2010
Iowa Finance Authority
I-JOBS Local Infrastructure Program

Grantee: City of Stanhope
Location: Stanhope
Project: Stanhope Library/Community Building

Description of the Work:

The proposed project is to replace the current library & city hall in Stanhope. The library will be located on an empty lot located at the corner of Main Street and Parker Street. The facility will be a multi-purpose building to serve as the public library, city clerk office, city hall, and community center. The lot measures 110' x 130'. The current facility that houses the public library is not handicap-accessible; therefore it does not serve the whole population. Not only do senior citizens struggle to climb the stairs to the city clerk office and library, but individuals who have physical limitations have difficulty maneuvering the steps. The building also suffers from flooding issues. The same facility houses the city hall and a community center.

Progress of the Work:

Construction

Estimated Completion Date of the Project:

08/30/2011

Total Estimated Cost of the Project:

\$1,074,288

List of All Revenue Sources Being Used to Fund the Project:

I-JOBS FUNDS	\$500,000
Local Option Sales Tax Funds	\$119,671.00
Local Option Sales Tax Funds FY 2010	\$27,000.00
Local Option Sales Tax Funds FY 2011	\$36,000.00
Library Certificate of Deposit balance	\$24,844.00
Stanhope Public Library Foundation-Certificate of Deposit	\$50,000.00
Stanhope Public Library Foundation-New Library Building Fund	\$13,564.00
Roy J. Carver Charitable Trust-Grant Award to be received	\$60,000.00
Black Hills Energy Donation	\$1,500.00

Grant Funds Applied for:

Prairie Meadows Racetrack and Casino	\$50,000.00
Principal Financial Group	\$15,000.00
Pioneer Hybrid International	\$1,500.00
John K & Luise V. Hanson Foundation	\$50,000.00
Total funds yet to be raised and committed for project	\$125,209.00

Amount of Funds Expended

\$52,345

Amount of Funds Obligated

\$500,000

Annual Infrastructure Report – 2010
Iowa Finance Authority
I-JOBS Local Infrastructure Program

Grantee: City of Storm Lake
Location: Storm Lake
Project: Sunrise Campground Renovation

Description of the Work:

The City of Storm Lake proposes the redevelopment of the existing Sunrise Campground, a city owned campground that lies on the east shore of Lake Storm Lake, to accomplish the removal of existing infrastructure deficiencies that lead to flash flooding during heavy rains and multiple rain events.

The current campground complex would be completely renovated to allow for the regrading of the area to raise the campground up so that it doesn't act as a collection point for storm water run off from other nearby areas. Additionally, storm water best management practices including retention and filtration components would be planned into the project to ensure that the proper treatment of the storm water would take place thus preventing pollution to Lake Storm Lake.

The project will include the required landscaping and earth work, along with the installation of new environmentally friendly components in the new vertical infrastructure including bathhouse/office/laundry facility, camping pads, and security features.

Once completed the project will mitigate future damages to the citizens and visitors who frequent the campground area. The project will also enhance storm water run off controls and filtration for this area.

Progress of the Work:

Construction

Estimated Completion Date of the Project:

1/31/2011

Total Estimated Cost of the Project:

\$1,900,000

List of All Revenue Sources Being Used to Fund the Project:

I-JOBS FUNDS	\$700,000
City of Storm Lake	\$1,200,000

Amount of Funds Expended

\$666,950

Amount of Funds Obligated

\$700,000

Annual Infrastructure Report – 2010
Iowa Finance Authority
I-JOBS Local Infrastructure Program

Grantee: City of Story City
Location: Story City
Project: Story City Storm Sewer Improvements

Description of the Work:

The city had a storm water study completed after the flooding in 2008. The purpose of the report was to study problem areas, develop a design to alleviate the problems, and develop a cost estimate for budget purposes. The proposed project would address the areas in greatest need of storm water improvements. Total cost is estimated at \$591,360.

Major rain events during the past two years gave created high flow rates through the sanitary and storm sewer systems. The high volumes and velocity of water have caused damage to the pipe systems by scouring away sections of the original clay pipes. If the pipes are not repaired, the scouring action will continue to create voids around the pipes which will eventually result in sink holes at the surface and infiltration to the sanitary sewer system.

The proposed project is planned to replace the damaged piping systems. The storm sewer piping will also be increased to allow for additional capacity. The additional capacity will reduce the potential for storm water backups and flooding.

The city's goal is to reduce the risk of flooding and thereby avoid more costly infrastructure repairs and improvements. It is much more difficult and more costly to correct the problem once flooding has occurred.

Progress of the Work:

Completed

Estimated Completion Date of the Project:

Completed

Total Estimated Cost of the Project:

\$591,360

List of All Revenue Sources Being Used to Fund the Project:

I-JOBS FUNDS	\$295,680
City of Story City Sewer Management Fee	\$295,680

Amount of Funds Expended

\$295,680

Amount of Funds Obligated

\$295,680

Annual Infrastructure Report – 2010
Iowa Finance Authority
I-JOBS Local Infrastructure Program

Grantee: City of Stratford
Location: Stratford
Project: Storm Sewer on Moore

Description of the Work:

Proposed project is to install approx 850 ft of 12" Dual Wall Tile on Moore St from Milton to Dryden to eliminate flooding problems in this area that included storm & sanitary water in basements of homes due to flooded sanitary sewer mains that had infiltration problems. The new storm sewer will replace an existing storm sewer that is damaged and inadequate; the cause of infiltration into the sanitary sewer. Eliminating the flooding issues in this area affects other areas in town that had sanitary backup due to the infiltration into the sanitary sewer. Flood mitigation in the town by managing the effects of flooding by redoing an existing damaged storm sewer will bring future relief from possible disasters to residents. Total projected cost is around \$33,171.40.

Progress of the Work:

Completed

Estimated Completion Date of the Project:

7/1/2009

Total Estimated Cost of the Project:

\$33,171.40

List of All Revenue Sources Being Used to Fund the Project:

I-JOBS FUNDS	\$14,863.20
City of Stratford	\$14,863.20

Amount of Funds Expended

\$14,863.20

Amount of Funds Obligated

\$16,586

Annual Infrastructure Report – 2010
Iowa Finance Authority
I-JOBS Local Infrastructure Program

Grantee: City of Toledo
Location: Toledo, Iowa
Project: Public Works Facility Flood Mitigation

Description of the Work:

Elevate and replace the City's public works facility structures which were flooded in June 2008. This includes elevation of the existing site above flood level or relocation to another identified City-owned site situated above flood level. Included are replacement of the vehicle maintenance garage, office and parts storage, vehicle and equipment storage, and de-icing storage. Total estimated project cost is \$970,000.

Progress of the Work:

Construction

Estimated Completion Date of the Project:

02/01/2011

Total Estimated Cost of the Project:

\$970,000

List of All Revenue Sources Being Used to Fund the Project:

I-JOBS Local Infrastructure Competitive Grant Program	\$727,500.00
City of Toledo	\$242,500.00

Amount of Funds Expended

\$470,387

Amount of Funds Obligated

\$727,500

Annual Infrastructure Report – 2010
Iowa Finance Authority
I-JOBS Local Infrastructure Program

Grantee: City of Creston
Location: Creston
Project: Northeast Creston Sewer and Storm Sewer Upgrades

Description of the Work:

The project involves replacing sections of sewer pipe, updating and expanding stormwater control, removing sump pump and tile lines from sewer and connect to stormwater system, and providing backflow devises in targeted areas to prevent basement flooding and excessive inflow and infiltration (I&I) into the city's sewer system. I&I problems annually cause extensive damage to the city's sewer lines and plant and in 2008 caused the flooding of hundreds of homes in Creston, primarily northeast Creston. With the floods of 2008, the I&I problem is exacerbated. An area with nearly 700 homes will be part of the project. An estimated 100 properties will be addressed plus public ROW.

Progress of the Work:

Construction

Estimated Completion Date of the Project:

12/31/2011

Total Estimated Cost of the Project:

\$915,000

List of All Revenue Sources Being Used to Fund the Project:

I-JOBS FUNDS	\$686,250
City of Creston	\$228,750

Amount of Funds Expended

\$0

Amount of Funds Obligated

\$686,250

Annual Infrastructure Report – 2010
Iowa Finance Authority
I-JOBS Local Infrastructure Program

Grantee: City of Volga
Location: Volga
Project: Volga River and Nagle Creek Levee

Description of the Work:

This project will provide critical riprap and lime chips along the 2000' long Volga River levee. Recurring high-water events have caused erosion above existing riprap along a 430' section of the levee and scouring along the toe of the levee beyond current riprap. Volga was affected by the flooding events of 2008 and this same levee was rebuilt following the devastating 1999 flood.

Phase One: Installation of riprap along the levee, essential to the sustainability of the current levee during times of violent currents swelling towards this historic town.

Phase Two: Installation of 6" base of lime chips to raise the height of the levee, providing necessary protection during overtopping, a historical occurrence. The lime chips will also provide a trail for walkers, bikers, and access for emergency vehicles, all of which does not exist currently.

The entire project is critical for the city and its residents as they need additional protection during flood events for its remaining infrastructure. The accomplishment of this project lowers the probability of loss of life as over 75 properties still remain in the flood plain below the levee.

From the West, Nagle Creek flows into the Volga River near the Southern end of the levee system. It has a history of complicating Northeast Iowa flood events by overtopping the Volga River levee. At the time of the initial I-Jobs proposal and Notice of Intent submission, the repairs for the Nagle Creek portion of the levee were included. However, after further discussion with City officials it was determined to not include the Nagle Creek portion in the I-Jobs application at this time in order to address further research and feasibility of reshaping and repairing the Nagle Creek levee site. This change of not including Nagle Creek is further reflected in the reduced projected costs, from \$47,000 to less than \$22,000.

In June 2009, the city of Volga adopted their updated Hazard Mitigation plan. The most notable property protection action item prioritized was the Volga River levee.

Volga River Levee was placed along the western side of the Volga River in 1948 at the city's expense. Designed to withstand 100 year recurrent flood waters from the Volga River, it is need of repairs and improvements to protect the over 75 residential, commercial and municipal structures valued at \$2.2 million.

The Volga River levee is part of the Federal Levee System and inspected annually by the Army Corps of Engineers. The installation of additional riprap has been encouraged in past Corps inspections, but there has been no funding available to accomplish this. Following the 2008 flood damage, a funding application was made to FEMA, and meetings occurred with the Corps. As the Corps damage repair estimate of \$5,200 did not exceed the \$15,000 minimum for assistance, this project remains to be accomplished. The 2008 Corps estimate to repair the 2008 flood damages is noted to be extremely low and the current estimates are considerably higher and more accurately reflect the work to be done.

Progress of the Work:

Completed

Estimated Completion Date of the Project:

1/1/2010

Total Estimated Cost of the Project:

\$21,905

List of All Revenue Sources Being Used to Fund the Project:

I-JOBS FUNDS	\$16,429
Elkader State Bank	\$5,476

Amount of Funds Expended

\$16,429

Amount of Funds Obligated

\$16,429

Revised 1/14/11

Annual Infrastructure Report – 2010
Iowa Finance Authority
I-JOBS Local Infrastructure Program

Annual Infrastructure Report – 2010
Iowa Finance Authority
I-JOBS Local Infrastructure Program

Grantee: City of Waukee
Location: Waukee
Project: City of Waukee Public Works Facility

Description of the Work:

The City of Waukee Public Works department is planning to build a new public works facility to replace the current, aging facility. Remarkable community growth that has occurred and continues to occur has required both the public works and parks and recreations departments to expand to keep up with service demands. The current facility is inadequate for current staffing levels, equipment, and materials. The facility represents safety issues and does not allow for the storage of all equipment leading to short life spans on capital investments. The new facility has been planned according to detailed energy and space analysis. The new facility will be the first building built to LEED design and construction standards. It will serve as a model to future city buildings and a lead on sustainable practices within Waukee.

Progress of the Work:

Construction

Estimated Completion Date of the Project:

03/01/2011

Total Estimated Cost of the Project:

\$6,900,000

List of All Revenue Sources Being Used to Fund the Project:

I-JOBS FUNDS	\$3,450,000
Water Fund	\$950,000
Sewer Fund	\$950,000
Gas Fund	\$950,000
General Obligation/TIF Bond	\$600,000

Amount of Funds Expended

\$2,103,089

Amount of Funds Obligated

\$3,450,000

Annual Infrastructure Report – 2010
Iowa Finance Authority
I-JOBS Local Infrastructure Program

Grantee: Humboldt County
Location: Humboldt
Project: Emergency Operations Center

Description of the Work:

The new 18 ft. x 75 ft. energy efficient, handicapped accessible Emergency Operations Center (EOC) will replace the current small 11 ft. x 19 ft. room in the courthouse basement. When the towns of Humboldt and Dakota City flooded in June 2008, the office had water in it. In the midst of the flooding, a temporary makeshift office was set up at the fire station with only a cell phone to use. This was replicated another time at a small public library. There was no way to command and control the functions necessary to put multiple response and recovery plans into action – to trigger them as needed, to provide the structure to allocate resources and personnel, or provide effective direction of the response operations, both professional and volunteer. Another room used for meetings has also had water in it at other times.

The current basement office room has one desk, a single computer and printer, and 2 small file cabinets all shared with the sanitation director. (See photo, letters of support) There is no space for extra emergency personnel, training, or communications equipment. There is no way to establish a command center of any kind that is so necessary during disasters. The facsimile is on the next floor. There is one land telephone and one cell phone, neither secure. There is no video/audio capability. A large, plain glass basement window creates hazards from wind/debris/water. A collapse of the floors above eliminates access. There is no sprinkler system. There is no Emergency Operations Center in Humboldt County.

A permanent EOC will allow multiple services to be provided in a more efficient and cost-effective manner. It will allow greatly improved planning, decision-making, coordination of response and mitigation activities during/after emergencies. The focus of the new, permanent EOC that will be built with the aid of the I-Jobs grant is to provide an environmentally friendly, sustainable facility where Emergency Management can limit the loss of lives, personal injuries, and property/economic damage to each and every citizen of Humboldt County. The capabilities it will provide in protecting citizens is one of the most basic of public infrastructure's needs. It is a foundation of the system that is owned, operated, and maintained for the general welfare of the public. It will also expand that protection beyond the county limits during times of aid to neighboring counties.

The EOC's hardened envelope will also serve as a tornado shelter for up to 150 people. It will allow continuity of government--law enforcement, emergency services, public health, etc. The structural integrity will be within FEMA's hazard 361, 543, 452, and 426 guidelines. The county's hazards are based on data from National Climatic Data Center, U. S. Geological Survey, and Iowa DNR. The firm of Bergland and Cram Architects of Mason City was hired to do a preliminary assessment of the plans, drawings, budget, construction site, building codes, and energy efficiency.

Progress of the Work:

Construction

Estimated Completion Date of the Project:

01/31/2011

Total Estimated Cost of the Project:

\$254,125

List of All Revenue Sources Being Used to Fund the Project:

I-JOBS FUNDS	\$190,594
Humboldt County	\$63,531

Amount of Funds Expended

\$169,525

Amount of Funds Obligated

\$190,594

Annual Infrastructure Report – 2010
Iowa Finance Authority
I-JOBS Local Infrastructure Program

Annual Infrastructure Report – 2010
Iowa Finance Authority
I-JOBS Local Infrastructure Program

Grantee: Johnson County
Location: Iowa City
Project: Removal of Old Armory

Description of the Work:

Demolition of the flooded Iowa City National Guard property that has been turned over to Johnson County. The property is adjacent to the Johnson County Administration Building. The project will involve demolition of the building. The site will include a parking lot with the remainder put into green space. For the parking lot, applicant will install a pervious pavement surface, including power stations for plug in hybrid vehicles. For the green space, the applicant will include bioswales and rain gardens for rainwater retention.

Progress of the Work:

Construction

Estimated Completion Date of the Project:

05/15/2011

Total Estimated Cost of the Project:

\$1,300,000

List of All Revenue Sources Being Used to Fund the Project:

I-JOBS FUNDS	\$975,000
Johnson County General Funds (Physical Plant Department)	\$325,000

Amount of Funds Expended

\$329,910

Amount of Funds Obligated

\$975,000

Annual Infrastructure Report – 2010
Iowa Finance Authority
I-JOBS Local Infrastructure Program

Grantee: Legion Arts
Location: Cedar Rapids
Project: Restoration of CSPA Hall

Description of the Work:

Since 1992 the nonprofit arts presenter Legion Arts has leased space in historic CSPA Hall. Built in 1891, CSPA is a three-story, National Register property in the New Bohemia district of Cedar Rapids. Attracting visual and performing artists from around the globe, and involving up to 25,000 local participants annually, the pioneering arts center has acquired a national reputation for innovation, diversity and community engagement. The floods of 2008 resulted in substantial damage to the lower levels of the structure. Nonetheless, Legion Arts resumed full programming upstairs three months later, providing financial and technical assistance to flood-impacted artists, supplying a meeting place in the neighborhood, and playing a leadership role in the recovery process. A year later, we move to the next level. This project involves the acquisition by Legion Arts of the historic building, along with the 1912 firehouse adjacent to it and the vacant lot directly behind. (All are presently owned by the same private owner.) In 2010, the three properties will be renovated and expanded into a multi-tenant community cultural center. Renovation will accord full attention to the principles of historic preservation, accessibility and sustainability. The rebuilt and remodeled CSPA will accommodate, on the upper levels, existing gallery, theatre and office space in upgraded form. In addition, the ground floor will be reconfigured to include a new multi-purpose performance studio; classroom and meeting space; two to three compatible retail operations; and an arts incubator comprising office space, administrative support, and professional development activities for individual artists and emerging arts enterprises. Next door, the firehouse will be converted to a residence and workspace for visiting artists. The surrounding land will comprise parking, outdoor gathering and presentation places, amenities, storage, etc.

Progress of the Work:

Construction

Estimated Completion Date of the Project:

3/15/2011

Total Estimated Cost of the Project:

\$6,400,000

List of All Revenue Sources Being Used to Fund the Project:

I-JOBS FUNDS	\$4,800,000
State Historic Tax Credits	\$1,200,000
Hall-Perrine Foundation (application pending)	\$500,000
Andy Warhol Foundation (application pending)	\$50,000

Amount of Funds Expended

\$1,066,481

Amount of Funds Obligated

\$4,800,000

Annual Infrastructure Report – 2010
Iowa Finance Authority
I-JOBS Local Infrastructure Program

Grantee: Linn County
Location: Cedar Rapids
Project: Juvenile Law Center & Courthouse

Description of the Work:

The 6th Judicial Court Administration, the Linn County Board of Supervisors, and the Linn County Flood Recovery Team, in consultation with Novak Design Group in July 2009, has yielded a plan for a new construction, 18,185-square foot Juvenile Law Center & Courthouse to replace all juvenile service facilities damaged in the 2008 flood.

The Linn County Courthouse is a historically significant structure on May's Island (in the middle of the Cedar River) in downtown Cedar Rapids. Because of the location and history of the structure, this Courthouse cannot be added onto to achieve more space for further court programming. Due to future flood mitigation strategies adopted by Linn County after the June 2008 flood, the Juvenile Court functions that were in the basement of the Linn County Courthouse and the Witwer Building in downtown Cedar Rapids will no longer be able to operate from those locations.

To lessen the impact of future flooding, many functions previously contained within the Linn County Courthouse are now being reconfigured to: maximize the remaining space above flood level; to create efficiencies in operations; and to not put recordkeeping/office/expensive infrastructure support functions below the flood level (opting instead to put smaller courtrooms and conference rooms in those spaces). With such chief concerns -- and limited space available in a flood mitigated Courthouse -- the Court Administrators and the Linn County Board of Supervisors deemed that Juvenile Court functions must be reconfigured in a different location that still provided proximity to the Linn County Courthouse on May's Island.

In the year since the flood, the Juvenile Court has been moved three times. The Juvenile Court's current location is in a remodeled department store at Westdale Mall. This location is on the extreme west side of Cedar Rapids, many miles from the centrally located Linn County Courthouse. This west side location is in a setting that is not conducive to the efficient daily operations of the Court, nor does mall location engender the proper respect and decorum of our judicial proceedings. Many clients that utilize public transportation spend several hours getting to and from this location. Additionally, service providers, attorneys, juvenile court officers, court personnel, judges, and others spend considerable time commuting back and forth from the District Courthouse to the Juvenile Court location, creating many inefficiencies in court services.

It is important to understand that Juvenile Court functions are an array of legal services available to the community chiefly comprised of personnel from the state of Iowa (Judges, attorneys, court reporters, juvenile court and probation officers, Department of Human Services caseworkers, etc.). Local non-profit human service agencies also provide many services and the county provides the infrastructure along with many services as well. Clearly, Juvenile Court functions are an essential service provided by both the state and the county. As such, it is imperative that the bulk of these functions operate from one facility in close proximity to other legal services (ie: social services, probation, etc.) in order to facilitate communication among the different components of the juvenile system and enhance public convenience for those using juvenile justice services. Additionally, clustering these services together in a central location for easy access by those professionals and citizens who use said services creates multiple efficiencies for all involved.

Progress of the Work:

Planning Stages

Estimated Completion Date of the Project:

4/1/2011

Total Estimated Cost of the Project:

\$4,922,597

List of All Revenue Sources Being Used to Fund the Project:

I-JOBS FUNDS	\$3,690,000
FEMA Reimbursement – Alternate Project	\$625,000
Linn County – General Obligation Bond	\$607,597

Amount of Funds Expended

\$0

Amount of Funds Obligated

Revised 1/14/11

\$3,690,000

Annual Infrastructure Report – 2010
Iowa Finance Authority
I-JOBS Local Infrastructure Program

Grantee: Linn County
Location: Cedar Rapids
Project: Human Services Resource Replacement Center

Description of the Work:

The proposed campus, housed in a central building in a downtown location, would provide a home for 7-10 nonprofit agencies with a combined staff numbering approximately 120 people. Annually over 13,000 children, families, seniors and low income residents would be served. The facility would house administrative offices, client services, a conference center for meetings and training, and a Business Resource Center for shared business services. An in-kind gift of a half city block on 8th Avenue, SE has already been confirmed. Currently nonprofit partners are securing formal resolutions from their boards of directors to finalize their commitment to the project.

In consultation with an architect and representatives from two large construction firms, HSCC determined that a 65,000 to 70,000 square foot facility would be needed at a cost of approximately \$15 million. Based on full occupancy and a fully-funded project, the anticipated cost to tenants is less than \$10 per square foot.

Progress of the Work:

Complete

Estimated Completion Date of the Project:

Complete

Total Estimated Cost of the Project:

\$15,000,000

List of All Revenue Sources Being Used to Fund the Project:

I-JOBS FUNDS	\$10,000,000
Private Donations (individual, corporate, private foundation)	\$4,100,000
In-kind donation of land (estimate)	\$900,000

Amount of Funds Expended

\$10,000,000

Amount of Funds Obligated

\$10,000,000

Annual Infrastructure Report – 2010
Iowa Finance Authority
I-JOBS Local Infrastructure Program

Grantee: National Czech & Slovak Museum
Location: Cedar Rapids
Project: National Czech & Slovak Museum

Description of the Work:

To rebuild the operation of the National Czech & Slovak Museum & Library stronger, safer, and smarter than before the flood of 2008.

Progress of the Work:

Construction

Estimated Completion Date of the Project:

12/1/2013

Total Estimated Cost of the Project:

\$25,000,000

List of All Revenue Sources Being Used to Fund the Project:

I-JOBS FUNDS	\$10,000,000
Federal (FEMA – 90%)	\$2,130,353
State share (10% share disaster assistance)	\$236,706
Local	\$130,000
Private Donations	\$7,402,941
Other	\$5,100,000

Amount of Funds Expended

\$1,967,391

Amount of Funds Obligated

\$10,000,000

Annual Infrastructure Report – 2010
Iowa Finance Authority
I-JOBS Local Infrastructure Program

Grantee: Northeast Iowa Community College Foundation
Location: Peosta
Project: NICC & Dubuque County Library Renovation

Description of the Work:

NICC is currently building a new Industrial Technology Building, which is to be completed in August of 2010. This will begin Phase II of renovation on the Peosta Campus, which will include moving into newly renovated library space, which will increase by 200% its existing space. This new library will partner the NICC Burton Payne Library with the Dubuque County Library Association and the City of Peosta to establish a joint library for the community. The advantages include offering access to collections from both libraries, expanding curriculum collections for NICC students as space increases, adding a children's collection and an adult contemporary fiction and non-fiction collection from the Dubuque County Library, housing study and meeting room space, and hosting computer access and resources to all patrons.

Progress of the Work:

Planning Stages

Estimated Completion Date of the Project:

12/1/2011

Total Estimated Cost of the Project:

\$2,749,853

List of All Revenue Sources Being Used to Fund the Project:

I-JOBS Local Infrastructure Competitive Grant Program	\$750,000.00
NICC Bond Levy	\$1,999,853.12

Amount of Funds Expended

\$0

Amount of Funds Obligated

\$750,000

Annual Infrastructure Report – 2010
Iowa Finance Authority
I-JOBS Local Infrastructure Program

Grantee: **Operation Threshold**
Location: **Waterloo**
Project: **Operation Threshold Central Office**

Description of the Work:

Project involves the construction of a new central office building for Operation Threshold, a private, non-profit Community Action Agency serving Black Hawk, Buchanan and Grundy Counties. The new building would replace the existing central office building, which was damaged by the June 2008 flood, would be part of a new human services complex with other local agencies, and helps the City of Waterloo meet its goals set in its River Renaissance/Downtown Renovation Plan. I-Jobs funds would cover a portion of the project costs not covered by FEMA Public Assistance dollars.

Progress of the Work:

Complete

Estimated Completion Date of the Project:

Complete

Total Estimated Cost of the Project:

\$2,671,880

List of All Revenue Sources Being Used to Fund the Project:

I-JOBS Local Infrastructure Competitive Grant Program	\$2,003,910.00
FEMA	\$531,730.00
City of Waterloo	\$100,000.00
Operation Threshold	\$36,240.00

Amount of Funds Expended

\$2,003,910

Amount of Funds Obligated

\$2,003,910

Annual Infrastructure Report – 2010
Iowa Finance Authority
I-JOBS Local Infrastructure Program

Grantee: Perry Economic Development
Location: Perry
Project: DMACC Center in Perry

Description of the Work:

The project is to construct a NEW building to house a Des Moines Area Community College Center in downtown Perry, Iowa. The entire region would benefit from this construction and opportunities for all residents would be available. Des Moines Area Community College (DMACC) already has a presence in Perry, Iowa. Due to the large number of residents, including a Hispanic population of nearly 40% of the town's population of 8,000, a DMACC Center is needed. This request is for new construction. Currently, a career center for area high school students is offered at Perry High School, along with GED classes, English as a Second Language Classes, and other general education classes at night. In addition, a Health Occupations Program through DMACC is offered to students at the Dallas County Hospital. The proposed DMACC Center would provide an opportunity for citizens to be trained for better paying jobs, would help meet a demand for skilled labor in the community and in the area, would greatly expand the scope of classes offered, would provide several additional vocational programs, and would provide expanded opportunities for residents to pursue a college education by earning an associate's degree from DMACC. This project would demonstrate the collaboration that is common in Perry, for the other partners in this center would include DMACC, the City of Perry, and the Perry Community Schools. Future collaboration with Iowa State University is also a possibility because ISU is currently offering some classes in Perry in the Architectural Department.

Progress of the Work:

Construction

Estimated Completion Date of the Project:

06/01/2011

Total Estimated Cost of the Project:

\$3,101,200

List of All Revenue Sources Being Used to Fund the Project:

I-JOBS Local Infrastructure Competitive Grant Program	\$1,550,000.00
Perry Economic Development	\$1,039,200.00
DMACC	\$500,000.00
In- Kind (City)	\$12,000.00

Amount of Funds Expended

\$694,948

Amount of Funds Obligated

\$1,550,000

Annual Infrastructure Report – 2010
Iowa Finance Authority
I-JOBS Local Infrastructure Program

Grantee: Polk County
Location: Des Moines
Project: Polk County River Place Floodwall Construction

Description of the Work:

Polk County River Place is the former retail property that Polk County purchased in January, 2006, with the intent to relocate various county functions from leased space and consolidate them into one county-owned facility to improve the delivery of services to the public. The former use of the facility was a Target retail store and warehouse. The facility is home to a total of 99 workers, 84 of which are county employees, and varied county functions including the offices of Supplemental Foods, Crisis & Advocacy Services, Sheriff Standards and Training, Family Enrichment Center, Veteran Affairs, Sheriff Civil and Administration, Juvenile Court Officers, Sheriff Weapon Permits, and General Services among others. The Iowa Department of Transportation opened its driver's license satellite location at the complex in June of 2007. In 2008, Polk County experienced flooding of this building. In an effort to mitigate future flood damage, floodwalls are proposed for the perimeter of the building. The project cost opinion is \$1,637,500.

Progress of the Work:

Construction

Estimated Completion Date of the Project:

05/15/2011

Total Estimated Cost of the Project:

\$1,637,500

List of All Revenue Sources Being Used to Fund the Project:

I-JOBS FUNDS	\$818,750
Polk County General Fund	\$818,750

Amount of Funds Expended

\$229,887

Amount of Funds Obligated

\$818,750

Annual Infrastructure Report – 2010
Iowa Finance Authority
I-JOBS Local Infrastructure Program

Grantee: Polk County
Location: Des Moines
Project: Polk County Regional Emergency Operation Center

Description of the Work:

The Polk County Regional Emergency Operation Center (EOC) is a "shovel ready" project that will serve as the hub for not only natural disasters but also terrorism, health and other threats for member cities of the Regional Emergency Management Commission in Polk County. Polk County Board of Supervisors will assume the lead role with input/support provided by the Emergency Management Commission. The total anticipated project building renovation cost is \$3,680,000. An additional \$650,000 will go towards furnishings and for current technology and equipment needed to effectively operate a Regional Emergency Management Center for a total project cost of \$4,230,000. Without the \$1,840,000 requested in this IJOBS application, Polk County will not be able to proceed with this project.

Progress of the Work:

Complete

Estimated Completion Date of the Project:

Complete

Total Estimated Cost of the Project:

\$4,230,000

List of All Revenue Sources Being Used to Fund the Project:

I-JOBS Local Infrastructure Competitive Grant Program	\$1,840,000.00
Polk County Board of Supervisors	\$1,340,000.00
Polk County Regional Emergency Management Commission	\$400,000.00
Polk County Sheriff's Office	\$500,000.00
Polk County Air Quality	\$120,000.00
Polk County Health Department	\$30,000.00

Amount of Funds Expended

\$1,225,498

Amount of Funds Obligated

\$1,840,000

Annual Infrastructure Report – 2010
Iowa Finance Authority
I-JOBS Local Infrastructure Program

Grantee: Des Moines County
Location: Des Moines County
Project: Tama Road Reconstruction

Description of the Work:

This project site was inundated during the June 2008 flood, inundated and washed out during the September 2008 flood and following a temporary repair, partially washed out again in June 2009. This project consists of rebuilding 1/4 mile of concrete roadway with the design and installation of flood damage prevention measures. \$250,000 permanent work, \$100,000 temporary repairs already completed

Progress of the Work:

Complete

Estimated Completion Date of the Project:

Complete

Total Estimated Cost of the Project:

\$350,000

List of All Revenue Sources Being Used to Fund the Project:

I-JOBS FUNDS	\$175,000
Des Moines County Secondary Roads	\$175,000

Amount of Funds Expended

\$0

Amount of Funds Obligated

\$175,000

**Annual Infrastructure Report – 2010
Iowa Finance Authority
I-JOBS Local Infrastructure Program**

Grantee: Wapello County
Location: Ottumwa
Project: Chillicothe Bridge and Rock Bluff Road Rebuilding Project

Description of the Work:

Total project cost is around \$10,700,000. This breaks down to: -\$3,100,000 to rebuild, grade, and pave 4 miles Rock Bluff Road from Chillicothe to where current pavement ends, which gets closed and damaged every time the river rises significantly; -\$7,600,000 to replace Bridge across Des Moines River at Chillicothe, including an extension to cross the Burlington Northern tracks at Chillicothe. This project would cut 10 miles off the trip from the Highway 63 four lane (coming from the north) to the primary retail area of Ottumwa, saving considerable energy. It would alleviate the chronic flooding and rebuilding of Rock Bluff Road every time that the river rises. It would increase safety for every vehicle using the bridge by eliminating the railroad crossing at Chillicothe. It would also serve to create and retain employment at the Ottumwa Generating Station at Chillicothe, the Iowa Bio-Processing Campus at Eddyville, and the Ottumwa retail community. The new alignment of the Des Moines River bridge will reduce localized flooding due to improved river hydraulics.

Progress of the Work:

Construction

Estimated Completion Date of the Project:

12/1/2012

Total Estimated Cost of the Project:

\$10,700,000

List of All Revenue Sources Being Used to Fund the Project:

I-JOBS Local Infrastructure Competitive Grant Program	\$6,500,000.00
County Bridge Construction Fund	\$2,000,000.00
City Highway Bridge Program	\$1,000,000.00
Wapello County Local Option Sales Tax	\$500,000.00
Wapello County Farm to Market Fund	\$700,000.00

Amount of Funds Expended

\$0

Amount of Funds Obligated

\$5,350,000

Annual Infrastructure Report – 2010
Iowa Finance Authority
I-JOBS Local Infrastructure Program

Grantee: Webster County
Location: Fort Dodge
Project: Webster County LEC Renovation

Description of the Work:

This project is to renovate the Webster County Law Enforcement Center (LEC) located in downtown Fort Dodge. Renovations of the Webster County Law Enforcement Center include replacing deteriorated concrete block with precast concrete exterior veneer. The basement, first and second floors will also be remodeled to include upgrading all interior lighting with energy efficient lights and replacing the temperature control system to improve energy efficiency. The sewer system throughout the basement, first and second floors will be replaced along with various water lines. A water softening system to reduce the corrosion in the water lines will also be installed. Reconstruction of the firing range is also needed after 25 years.

Progress of the Work:

Construction

Estimated Completion Date of the Project:

7/1/2012

Total Estimated Cost of the Project:

\$3,820,000

List of All Revenue Sources Being Used to Fund the Project:

I-JOBS FUNDS	\$1,910,000
Webster County	\$1,910,000

Amount of Funds Expended

\$110,245

Amount of Funds Obligated

\$1,910,000

Annual Infrastructure Report – 2010
Iowa Finance Authority
I-JOBS Local Infrastructure Program

Grantee: Black Hawk County Board of Supervisors
Location: Waterloo
Project: Black Hawk County Conservation Board Administrative Office/Workshop

Description of the Work:

Black Hawk County is applying for I-Jobs funds to replace the Black Hawk County Conservation Board Administrative Building and Workshop (headquarters complex). The Black Hawk County Conservation Board headquarters complex was devastated by the Floods of 2008 when over 30 inches of water entered the main office/shop building with more in other buildings. Through the rebuilding process, the County's Conservation Board made the decision to move as much of their operation as possible out of Flood Zone A to avoid future damages. The County has found and recently acquired a vacant office building outside of the flood zone to serve their administrative needs; however, the building does not provide a shop space. Moving the shop area from Flood Zone A is an important component to this project since it holds the numerous tools that can not be easily moved if there is another flood. Further, it is beneficial for the County to keep all buildings together for security and staffing reasons. The County has spent a total of \$530,841 to purchase a two-acre property and existing office building along Airline Highway in Waterloo. However, the County is requesting \$187,791 in I-Jobs funding to design and construct the workshop and mechanics' shop building at the same location as the new administrative building.

Progress of the Work:

Complete

Estimated Completion Date of the Project:

Complete

Total Estimated Cost of the Project:

\$718,632

List of All Revenue Sources Being Used to Fund the Project:

I-JOBS Local Infrastructure Competitive Grant Program	\$187,791.00
Black Hawk County Reserve Fund	\$530,841.00

Amount of Funds Expended

\$187,791

Amount of Funds Obligated

\$187,791

Annual Infrastructure Report – 2010
Iowa Finance Authority
I-JOBS Local Infrastructure Program

Grantee: City of Windsor Heights
Location: Windsor Heights
Project: Windsor Heights Community Center

Description of the Work:

The City wishes to construct a new Community Center. The shelter house that used to be in the park at this location was originally built in a flood plain and has now been torn down. The building flooded repeatedly. The new Community Center is being built up nearly 5 feet so that the building will be out of the flood plain and protected from any future flooding. It would be used for regional activities, such as the July 4th festivities which attract approximately 15,000 people annually and include an annual Bill Riley Talent Competition qualifying event. This will be the final phase of the Comprehensive Colby Park Recreational Infrastructure Project and will consist of the construction of a 6,000 square foot community center, which will be home to historical displays and serves as a support structure for events in the park and at the outdoor performance pavilion. The building will also be used for community meetings, private events, recreational classes and concession for the adjacent ball field, outdoor performance pavilion and playground. Further, the structure is located in a park that is a trail hub for trails that come together from 4 jurisdictions and will provide trail hub amenities. This facility can also be used for emergency housing if necessary. This phase of the project will cost nearly \$2,629,959 and is supported by funding from the City, Polk County and other businesses and private citizens. The anticipated start date for this project is July 2009 and ideally the project should be finished prior to July 4th, 2010.

Progress of the Work:

Complete

Estimated Completion Date of the Project:

Complete

Total Estimated Cost of the Project:

\$2,624,514

List of All Revenue Sources Being Used to Fund the Project:

I-JOBS Funds	\$640,104.00
TIF bonds	\$1,500,000.00
City General Fund	\$125,000.00
In-Kind contributions from Polk County	\$300,000.00
Cash from Polk County	\$5,000.00
Wal Mart	\$10,000.00
Carol Sorensen Estate	\$20,000.00
Mid American Energy	\$500.00
WH Lion Club	\$1,000.00
Keep Windsor Heights Beautiful	\$1,000.00
WH Neighborhood Association	\$300.00
WH Chamber of Commerce	\$1,490.00
State of Iowa Community Disaster Grant	\$4,129.00
Individual Donors	\$14,991.00
WH Foundation	\$1,000.00

Amount of Funds Expended

\$594,657

Amount of Funds Obligated

\$640,104

Annual Infrastructure Report – 2010
Iowa Finance Authority
I-JOBS Local Infrastructure Program

Grantee: City of Cedar Rapids
Location: Cedar Rapids
Project: Steam System

Description of the Work:

The floods of 2008 devastated the city of Cedar Rapids. The district heating system, with service history dating back to 1892 was not exempt from that devastation. The central steam plant was rendered inoperable and the associated steam distribution system extensively damaged. Temporary biers and rudimentary repairs were made to restore steam service through the winter – measures that significantly increase the cost of steam service to the customer base. Suffering under unplanned budget impacts, the customer base of the system is not focusing on conversion to individual heating systems.

Initial CDBG funding with provide \$5,000,000 to offset the increased operating costs. The \$5,000,000 being requested from I-JOBS would be combined with the remaining \$11,000,000 of CDBG funding available to Cedar Rapids to assist customers with converting to individual heating or steam supply systems.

Progress of the Work:

Complete

Estimated Completion Date of the Project:

Complete

Total Estimated Cost of the Project:

\$21,000,000

List of All Revenue Sources Being Used to Fund the Project:

I-JOBS FUNDS	\$5,000,000
CDBG	\$16,000,000

Amount of Funds Expended

\$2,136,901

Amount of Funds Obligated

\$5,000,000

Annual Infrastructure Report – 2010
Iowa Finance Authority
I-JOBS Local Infrastructure Program

Grantee: Linn County
Location: Cedar Rapids
Project: Options of Linn County

Description of the Work:

Linn County experiences a loss of over 80% of county infrastructure. Two buildings that were impacted include Options (sheltered workshop) and the Witwer Building, which housed Linn County Community Services. FEMA funds have been granted to expand on the replacement of the building a new Options building and include all those services that were originally in the Witwer Building including:

- Linn County Community Services
- General Assistance
- Mental Health and Development Disability Services
- Veterans Affairs
- Home Health
- Youth Services

The new building will be built on 12th St. SW upon approval from FEMA of this location. This location is well out of any flood plain, which will assist in preventing future disasters. This will also allow for the efficiency of services by combining many county services into one location.

Progress of the Work:

Planning Stages

Estimated Completion Date of the Project:

May 31, 2011

Total Estimated Cost of the Project:

\$12,888,874

List of All Revenue Sources Being Used to Fund the Project:

I-JOBS FUNDS	\$5,000,000
FEMA	\$7,099,872.30
State of Iowa	\$788,874.70

Amount of Funds Expended

\$0

Amount of Funds Obligated

\$5,000,000

Grantee: Calhoun County
Location: Rockwell City
Project: Calhoun County Emergency Services Building

Description of the Work:

This project will be the construction of the Calhoun County Emergency Services Building. It will house Calhoun County EMS office area, training area and living quarters as well as the ambulances. It will also house the Emergency Management office and EOC, disaster response trailers, back-up 911 communication radios and paging system and also provide a training area for EMS, Fire, EOC personnel, the community and CERT programs. Demolition of existing metal frame abandoned, boarded up Casey's Store that currently sits on the property will enhance the aesthetics of the area. This structure will be constructed to be able to be used as a public shelter area during disaster events. The EOC will be a combined usage for meetings, trainings, exercises as well as emergency response. The Coordinators office will be housed in this building as well. A generator will be installed that will allow for sheltering capabilities for citizens during disaster events in our area and a fully operational EOC during disaster events. A permanent location for both EMS and EMA with the response equipment available will provide a heightened capacity to respond to and recover from natural or manmade disasters not only locally but regionally as well. Calhoun County is actively involved in Regional Homeland Security efforts as well as the Region V Haz Mat team located in Webster County. This permanent location will provide for disaster management that is more efficient and reliable for many years to come to not only the citizens of Calhoun County and the ability to provide support to our neighboring and regional county partners.

Progress of the Work:
Planning Stages

Estimated Completion Date of the Project:
06/2011

Total Estimated Cost of the Project:
\$424,364

List of All Revenue Sources Being Used to Fund the Project:

I-JOBS II Grant Program	\$339,364.00
Calhoun County Board of Supervisors	\$85,000.00

Amount of Funds Expended
\$0

Amount of Funds Obligated
\$339,364

**Annual Infrastructure Report – 2010
Iowa Finance Authority
I-JOBS Disaster Prevention Program**

Grantee: City of Sabula
Location: Sabula
Project: Sabula Levee Certification Project

Description of the Work:

The City must complete a thorough inspection and construction work to certify its levee to FEMA. The project includes embankment construction, interior drainage work, a control structure, levee construction to increase height, and roadway reconstruction and design, construction administration, legal, and administration.

Progress of the Work:

Planning Stages

Total Estimated Cost of the Project:

\$740,600

List of All Revenue Sources Being Used to Fund the Project:

I-JOBS II Grant Program	\$296,240.00
City of Sabula	\$444,360.00

Amount of Funds Expended

\$0

Amount of Funds Obligated

\$296,240

Grantee: City of Stanton
Location: Stanton
Project: Viking Center Storm Shelter

Description of the Work:

The City of Stanton is proposing to build a 6,720 square-foot storm shelter, designed and constructed to FEMA 361 Guidance to withstand 250 mph winds. The shelter will provide near absolute life protection for up to 623 at-risk population, with an expected time period for usage of up to 2 hours. The proposed shelter will be constructed within a newly constructed 25,350 square-foot, multi-purpose facility (Viking Center), which will house a public library, preschool, wellness/recreation center, and community room. The lower portion of the building – consisting of the community room, wellness center exercise room, corridors, and restrooms/locker rooms – will serve as the tornado-safe area/shelter.

The storm shelter will be constructed on city-owned property with access to existing utilities. Its location is adjacent to the K-12 Stanton Community School, Green Belt walking trail, and numerous residences; thereby, providing a mixed use neighborhood with multiple transportation access. At-risk population to be served by the storm shelter includes K-12 students, school employees, Viking Center participants and workers, and city residents. Please note: The City of Stanton has a population of 714 people; therefore, 87% of the total populous will be served by this facility.

Progress of the Work:

Planning Stages

Total Estimated Cost of the Project:

\$850,200

List of All Revenue Sources Being Used to Fund the Project:

I-JOBS II Grant Program	\$625,100.00
City of Stanton	\$225,100.00

Amount of Funds Expended

\$0

Amount of Funds Obligated

\$625,100

Grantee: City of Dubuque
Location: Dubuque
Project: Lower Bee Branch Creek Restoration Project

Description of the Work:

The \$15.1 million Lower Bee Branch Creek Restoration Project involves the removal of 1,600 feet of buried storm sewer that lacks the capacity to handle the runoff from heavy rains, and then recreating and restoring 2,200 feet of the Bee Branch Creek (and flood plain) that once flowed through the area a century ago. Project includes: acquisition of 24 properties (interest already acquired by City); excavation; relocation of sanitary sewer, storm sewer, and water main; construction of two bridges; dredging a wet pond; and repairing streets impacted by the construction of the improvements.

Progress of the Work:

Planning Stages

Total Estimated Cost of the Project:

\$15,102,830

List of All Revenue Sources Being Used to Fund the Project:

I-JOBS II Grant Program	\$3,965,500.00
(LOAN) General Obligation Bonds	\$2,618,100.00
(LOAN) CWS State Revolving Loan Funds, SRF	\$5,155,430.00

Amount of Funds Expended

\$0

Amount of Funds Obligated

\$3,965,500

Grantee: City of Sergeant Bluff
Location: Sergeant Bluff
Project: Sergeant Bluff Stormwater Protection

Description of the Work:

The City of Sergeant Bluff constructed a drainage ditch to address the stormwater runoff needs for approximately 80% of the land area of our community in the mid-1980's. The drainage channel was not constructed to a standard of addressing what is commonly considered a 100 year rain/flood event; it was designed to address a 2 year storm event. Additional growth has occurred in our community in the meantime, with an estimated population increase of 30% during the past decade. Our current stormwater system is considerably undersized for the development that it needs to serve. Our City Council undertook a stormwater study in 2008, which was completed in 2009, that identified a list of improvements that needed to occur in order for the system to have the capacity to address a 100 year storm event. The City of Sergeant Bluff has budgeted in the Fiscal Year 2011 budget to undertake the first portion of the projects identified in the stormwater system report. Due to budget constraints we are unable to perform all components of the project out of our own resources except through a phased, multi-year approach. The estimated development cost, all components of which are targeted towards disaster prevention, is \$1,753,000.00

Progress of the Work:

Planning Stages

Total Estimated Cost of the Project:

\$1,753,000

List of All Revenue Sources Being Used to Fund the Project:

I-JOBS II Grant Program	\$1,076,500.00
Local Funds	\$676,500.00

Amount of Funds Expended

\$0

Amount of Funds Obligated

\$1,076,500

Grantee: Plymouth County
Location: Le Mars
Project: Plymouth County Tornado Safe Room

Description of the Work:

Plymouth County Board of Supervisors is planning to construct an office annex to be located on the courthouse grounds in LeMars, Iowa. The approximately 3,000 square foot building will have a full basement serving as a walk-out. It is the intention of the supervisors to construct the basement from LiteDeck making the facility a storm shelter and tornado safe room in every sense of the word. The supervisors have identified a portion of the basement to be used as a tornado safe room.

Progress of the Work:

Planning Stages

Total Estimated Cost of the Project:

\$637,000

List of All Revenue Sources Being Used to Fund the Project:

I-JOBS II Grant Program	\$85,000.00
Plymouth County Local Option Sales Tax	\$552,000.00

Amount of Funds Expended

\$0

Amount of Funds Obligated

\$85,000

Grantee: City of Des Moines
Location: Des Moines
Project: Central Place Levee Repair

Description of the Work:

- To reconstruct the existing levee to meet Corps of Engineers' and FEMA standards to protect the Central Place Business Park consisting of 110 businesses
- Protects the area to the 500-year riverine flood event
- Prevents a dollar damage of estimated \$46,000,000

The Central Place levee project includes degrading and reconstructing approximately 5,900 feet of earthen levee, constructing the associated gatewell structures, pump station modifications and closure structures to provide a 500-year level of flood protection to the Central Place area; and implementing wetland and upland and bottomland forest mitigation features and components adjacent to the levee consisting of approximately 2.2 acres of upland forest and 2.2 acres of bottomland forest. The most recent Corps of Engineers cost estimate for the project totals \$7,600,000. The construction cost estimate is \$5.7 million.

Progress of the Work:

Planning Stages

Total Estimated Cost of the Project:

\$7,600,000

List of All Revenue Sources Being Used to Fund the Project:

I-JOBS II Grant Program	\$2,100,000.00
Federal Appropriations - FY09 & 10	\$5,000,000.00
City of Des Moines - Stormwater	\$500,000.00

Amount of Funds Expended

\$0

Amount of Funds Obligated

\$2,100,000

Grantee: City of Muscatine
Location: Muscatine
Project: Relocation and Construction of New Fire Station # 2

Description of the Work:

This project is for the development and completion of a new fire station. The current station, a one bay station, is not large enough to accommodate modern day fire equipment and the single apparatus bay is not able to be enlarged due to construction, site layout, and roof configuration of a flat roof underneath a truss assembly. The projected cost to relocate the current fire station that's in a flood plain to a new location out of the flood plain is \$1,300,500. This would be for a 10,500 square foot fire station with 4 apparatus bays. We are also proposing energy efficient HVAC via geothermal. This relocation and construction of a new fire station would also greatly impact our operational effectiveness of emergency responses for the community of Muscatine, Muscatine Airport, Muscatine County, and portions of Fruitland, Iowa.

Progress of the Work:

Planning Stages

Total Estimated Cost of the Project:

\$1,300,500

List of All Revenue Sources Being Used to Fund the Project:

I-JOBS II Grant Program	\$850,250.00
Iowa Department of Economic Development Grant for New Station	\$200,000.00
General Obligation Construction Bond	\$225,250.00
City of Muscatine	\$25,000.00

Amount of Funds Expended

\$0

Amount of Funds Obligated

\$850,250

Grantee: Hardin County
Location: Cedar Rapids
Project: Hardin County Emergency Operations Center

Description of the Work:

Construct a new building for the Hardin County Emergency Operations Center. This project will provide a permanent single-use Hardin County EOC next to the Hardin County Law Enforcement Center. The project will achieve the following disaster-related benefits: 1. Room designed as emergency operations center. 2. Room large enough to accommodate critical emergency operations personnel. 3. Room large enough to spread out maps for emergency operations. 4. Room to provide emergency management trainings. 5. Facility with adequate emergency supply storage. 6. Offices of Hardin County Emergency Management Agency staff. 7. Adequate space to expand technology to all response agencies inside and outside the EOC. 7. Garage space to store weapons of mass destruction response equipment, cot trailer, incident command trailer, and command vehicles. 8. Expanded communications capacity far exceeding what exists currently. This facility will have the ability for all agencies to meet in a secure area with room to effectively communicate. It will have the technology available to communicate by phone, fax, and computer. It will have cable TV to receive news reports. It will have screens showing current weather, shelter status, and other important information needed to dispatch correct information to responders in the field and respond to those responders in a timely manner. This will also allow personnel to disseminate accurate information to the community.

Progress of the Work:

Planning Stages

Total Estimated Cost of the Project:

\$300,000

List of All Revenue Sources Being Used to Fund the Project:

I-JOBS II Grant Program	\$270,000.00
Hardin County	\$30,000.00

Amount of Funds Expended

\$0

Amount of Funds Obligated

\$270,000

**Annual Infrastructure Report – 2010
Iowa Finance Authority
I-JOBS Disaster Prevention Program**

Grantee: City of Hudson
Location: Hudson
Project: Cedar Street

Description of the Work:

To mitigate infrastructure and community costs related to flooding while implementing measures to prevent future flooding within our community. Hudson experienced severe flooding in 2008, 2009, and again in 2010. An engineering study has been completed to identify measures to prevent damages from flood events along Cedar Street. A proposed measure includes installing two dry detention ponds to provide 253,000 CF of storage with a release rate during the 100-year storm event of 23.84cfs. Additional measures would be to cap upstream culverts, and may also include some practices upstream to improve the drainage area such as: providing check dams, removing the existing concrete flumes, and providing a small detention area along US 63 near our school.

Progress of the Work:

Planning Stages

Total Estimated Cost of the Project:

\$320,000

List of All Revenue Sources Being Used to Fund the Project:

I-JOBS II Grant Program	\$288,000.00
City of Hudson	\$32,000.00

Amount of Funds Expended

\$0

Amount of Funds Obligated

\$288,000

Grantee: City of Cedar Rapids
Location: Cedar Rapids
Project: Amphitheater Phase I Levee

Description of the Work:

I-JOBS funding is requested to build a levee and floodwall along the west bank of the Cedar River from 3rd Avenue SW to the police helipad at the terminus of H Street SW. The proposed project will serve as a portion of future flood protection for the west side of Cedar Rapids and will intentionally be constructed to USACE standards in order to smoothly connect with later segments of the system. In addition, the levee and floodwall project will prepare the site for a separately-funded, 5000-seat riverfront amphitheater to be integrated in the future. The amphitheater is intended to jump-start the development of a 2.9 mile greenway along the west side of the river that will eventually tie into the city's overall open space and flood protection network, and the proposed levee is a crucial first step to this catalytic project.

Consistent with USACE standards, the levee portion of the project, which runs from the helipad to the intersection of 1st St SW and 3rd Avenue SW, will be constructed of compacted earthen fill with a slope not to exceed 3:1. Internal drainage or under-seepage will be incorporated into the levee. A zone free from woody vegetation will extend from 15' of the toe of the levee or appurtenant structures. Permanent plant containers, such as in-ground concrete planters, may be used to prevent root growth from compromising the levee. The floodwall portion of the project, which runs approximately from the intersection of 1st St SW and 3rd Avenue SW, will also be constructed to USACE standards for structural integrity and root-free zones.

Progress of the Work:

Planning Stages

Total Estimated Cost of the Project:

\$1,750,000

List of All Revenue Sources Being Used to Fund the Project:

I-JOBS II Grant	\$1,075,000.00
City of Cedar Rapids	\$675,000.00

Amount of Funds Expended

\$0

Amount of Funds Obligated

\$1,075,000

Annual Infrastructure Report – 2010
Iowa Finance Authority
I-JOBS Disaster Prevention Program

Grantee: City of Humboldt
Location: Humboldt
Project: City of Humboldt Fire and Rescue Station

Description of the Work:

The City of Humboldt is seeking I-Jobs II grant funding to construct a new fire station to replace the Fire Station at 29 5th Street South, which was built in 1968. Built on the outer edges of the city limits, it will be an 12,400 sq. ft. steel building, well insulated, serviceable, and workable, with an estimated budget of \$995,544. The new bay will be 70 ft. x 136 ft. This will allow ample space for equipment and county-wide trainings at the same time, keeping equipment where it needs to be when a call comes in, or when it comes back and needs to be prepared for the next call. In the current station is an area 24 ft. x 32 ft. for a small meeting room, kitchen area and restroom. The new area will be 32 ft. x 90 ft., with space for an office, shower, storage, kitchen area, and public restroom. The new station will give them extra space to hold on-site trainings with extra equipment, ease of practicing more often on their off hours, without disturbing any equipment, or sacrificing readiness for the next call.

Progress of the Work:

Planning Stages

Total Estimated Cost of the Project:

\$995,544

List of All Revenue Sources Being Used to Fund the Project:

I-JOBS II Grant Program	\$453,441.00
City of Humboldt	\$542,103.00

Amount of Funds Expended

\$0

Amount of Funds Obligated

\$453,441

Grantee: City of Lewis
Location: Lewis
Project: Lewis Fire Station

Description of the Work:

The City of Lewis must construct a new fire station. The current station is too small for all of the city's fire apparatus. For example, in order for the city's tanker truck to fit into the station, it must be full of water, otherwise it rides too high and would not fit in the doors. The current building has served its useful life and must be replaced. The new building, which has been designed and is ready to proceed to construction with funding, would provide enough storage space for the department's equipment and for their necessary meeting and training space. The overall project cost for the new fire station, including demolition of the existing station, is \$316,950.

Progress of the Work:

Planning Stages

Total Estimated Cost of the Project:

\$316,950

List of All Revenue Sources Being Used to Fund the Project:

I-JOBS II Grant Program	\$280,950.00
City of Lewis	\$36,000.00

Amount of Funds Expended

\$0

Amount of Funds Obligated

\$280,950

Grantee: City of Sioux City
Location: Sioux City
Project: Joint Field Services Facility

Description of the Work:

This Field Operations facility will encompass multiple disaster prevention operations including Police & Fire Emergency Response, Ambulance Service, Urban Search & Rescue, Regional Hazmat, Police Mobile Command, Police SWAT, Public Works, Utilities, Fleet, Transit Systems, and Emergency Field Operations Center. The project will erect a LEED certified regional field operations facility in a blighted industrial area to spur new development in a distressed area of Sioux City. Benefits are collaboration, improved disaster prevention planning, coordinated asset management, and coordinated disaster response. This facility complements the Regional Security Institute to coordinate field emergency response activities. The facility allows for a strategic location for all disaster services to collaborate, share in efficiencies, and reduce operating expenses. An HDR Engineering Study recommended consolidation of the above services for best utilization of personnel and reduction of operating costs.

Progress of the Work:

Planning Stages

Total Estimated Cost of the Project:

\$18,000,000

List of All Revenue Sources Being Used to Fund the Project:

I-JOBS II Grant Program	\$3,800,000.00
Sioux City General Obligation Bonds	\$10,000,000.00

Amount of Funds Expended

\$0

Amount of Funds Obligated

\$3,800,000

Annual Infrastructure Report – 2010
Iowa Finance Authority
I-JOBS Disaster Prevention Program

Grantee: City of Fairfield
Location: Fairfield
Project: Water Works Pond Dam # 2

Description of the Work:

We are requesting I-Jobs funds to assist with the rehabilitation of the dam and spillway for Waterworks Pond Number 2. The proposed rehabilitation plan for Pond Number 2 is to totally remove and replace the existing concrete spillway. The spillway will be replaced with a similar spillway. The replacement work includes removing the existing spillway, placing new reinforced structural concrete, granular backfill, water management during construction, removing and replacing the trail bridge, finish grading, seeding, engineering, and contingencies.

Progress of the Work:

Planning Stages

Estimated Completion Date of the Project:

Fall 2011

Total Estimated Cost of the Project:

\$560,000

List of All Revenue Sources Being Used to Fund the Project:

I-JOBS II Grant Program	\$480,000.00
City of Fairfield	\$80,000.00

Amount of Funds Expended

\$0

Amount of Funds Obligated

\$480,000

Grantee: City of Cedar Rapids
Location: Cedar Rapids
Project: CR Fire Department Central and West Side Fire Station

Description of the Work:

The Department’s Central Fire Station, which was destroyed by the June 2008 flood, needs to be constructed outside of the 100-year and 500-year flood plain. The Fire Station is designed to be an emergency operations/command center and houses an engine company, truck company and rescue unit, as well as hazardous materials, special operations, urban search and rescue specialty response vehicles that are designated to respond to regional chemical, biological or environmental emergencies, or incidents involving technical rescue strategies such as high angle, confined space, or entrapment/entanglement. The total project costs are \$14 million, primarily due to additional space needed for special operations, hazardous materials, river rescue boats, and urban search and rescue response vehicles. Further, the old Central Fire Station lacked adequate training facilities, firefighter protective gear storage space, public meeting room space, emergency shelter, and firefighter living quarters. The Cedar Rapids Fire Department is requesting \$5 million in I-Jobs funding for this need.

The relocation of an existing northeast fire station to the west side of the City, which needs to be completed concurrently with the Central Fire Station construction to provide uninterrupted emergency response coverage to all geographic areas of the community, will enable the City to improve response times to sections of the community west of the Cedar River. The need for an additional west side fire station has been necessary for at least 15 years in an area that has grown by nearly 20,000 citizens. The same area is projected to grow by up to 40,000 citizens over the next 30 years. The strategic location of all fire stations is a key factor in the flood and economic recovery efforts of the City, as an essential service established to support future growth in the area. The City is requesting I-Jobs funding of \$1.6 million for the \$2.8 million west side fire station construction project. The total cost of \$2.8 million includes \$1 million for land acquisition and \$1.8 million for construction.

Progress of the Work:

Planning Stages

Total Estimated Cost of the Project:

\$16,800,000

List of All Revenue Sources Being Used to Fund the Project:

I-JOBS II Grant Program	\$6,600,000.00
Federal Emergency Management Agency Public Assistance Grant Program	\$9,000,000.00
City of Cedar Rapids Capital Improvement Project Funding	\$900,000.00
Sale of Fire Station at 1424 B Avenue NE to Coe College	\$300,000.00

Amount of Funds Expended

\$0

Amount of Funds Obligated

\$6,600,000

Grantee: City of Woodbine
Location: Woodbine
Project: Woodbine Fire Station

Description of the Work:

The current Woodbine Fire Station is undersized for the community, and as a result some of the city's fire apparatus is stored in a rented building over a mile from the main station. This causes logistical problems and delays that negatively impact response times. The proposed project is a 50'x70' building adjacent to the current building.

Progress of the Work:

Planning Stages

Total Estimated Cost of the Project:

\$202,000

List of All Revenue Sources Being Used to Fund the Project:

I-JOBS II Grant Program	\$102,000.00
USDA Rural Development	\$100,000.00

Amount of Funds Expended

\$0

Amount of Funds Obligated

\$102,000

Grantee: City of Fort Madison
Location: Fort Madison
Project: Water Main and Booster Station Project

Description of the Work:

The 2008 Iowa floods had a devastating effect on a facility already suffering from antiquated equipment and being located within the 100-year floodplain. In fact, repeated flood experiences resulting in relocating this facility to a new site. The project involves the construction of a new 20 inch water main and booster station. The new booster station will be constructed above the 500-year floodplain and replace the existing facility that is located below the 100-year floodplain. These improvements are necessary to distribute water from the new water treatment plant to area residents and businesses and provide adequate water pressure (i.e., booster station) for fire protection and during peak use periods.

Progress of the Work:

Planning Stages

Total Estimated Cost of the Project:

\$4,571,000

List of All Revenue Sources Being Used to Fund the Project:

I-JOBS II Grant Program	\$2,485,500.00
City of Fort Madison (SRF Loan)	\$2,085,500.00

Amount of Funds Expended

\$0

Amount of Funds Obligated

\$2,485,500

Grantee: City of Edgewood
Location: Edgewood
Project: Emergency Building/Storm Shelter Project

Description of the Work:

The City proposes to construct a needed safe room and a new fire station/ambulance building. The safe room will be constructed within and part of the new building. Incidental, but part of the safe room project, are five backup power generators to protect City facilities and one outdoor weather siren. This project will keep citizens safe from severe storms and provide the necessary equipment, including fire, ambulance, generators, and siren to respond to emergencies of all types.

Progress of the Work:

Planning Stages

Total Estimated Cost of the Project:

\$1,290,428

List of All Revenue Sources Being Used to Fund the Project:

I-JOBS II Grant program	\$300,000.00
FEMA	\$400,000.00
USDA	\$100,000.00
City	\$490,428.00

Amount of Funds Expended

\$0

Amount of Funds Obligated

\$300,000

Grantee: City of Coralville
Location: Coralville
Project: Flood Mitigation on Biscuit Creek and Clear Creek

Description of the Work:

The project includes a coordinated system of permanent and removable flood walls, earthen berms, storm sewers, and gates to protect low-lying areas of Coralville surrounding Biscuit Creek and Clear Creek to a level of one foot above the 2008 floods. The existing and proposed improvements include berms, walls, and storm sewer collection systems. Temporary pumps will be used during periods of high water levels to pump local rainfall flows back into the channel. It is the City's intent to seek funding for two permanent storm water pump stations and accompanying storm sewer collection systems to serve this area in the future. One of those would be located on the south side of Clear Creek in the vicinity of the former Movie Gallery site and the other would be located at the east confluence of Biscuit Creek and Clear Creek. The project will include a sluice gate on the 36-inch storm sewer discharge line to protect the upstream intakes; tying the existing wall into the earthen berm adjacent to the existing pump station; and raising a 25-foot long low spot on the existing berm to the 658.0 elevation of the wall. The project will also install a sluice gate on the end of the existing 18" diameter storm sewer line in the Hwy 6 right-of-way.

Progress of the Work:

Planning Stages

Total Estimated Cost of the Project:

\$8,706,263

List of All Revenue Sources Being Used to Fund the Project:

I-JOBS II Grant Program	\$3,657,090.00
City of Coralville	\$2,036,629.00
US Department of Commerce EDA	\$1,528,787.00
Randy Ward, Villas on 4th	\$100,000.00
FEMA Alternate Project Funds	\$450,000.00
CDBG CRANDIC Railroad Project	\$509,595.00
CDBG Backflow Prevention Project	\$226,162.00
IDOT Trail Funds	\$198,000.00

Amount of Funds Expended

\$0

Amount of Funds Obligated

\$3,657,090

Annual Infrastructure Report – 2010
Iowa Finance Authority
I-JOBS Disaster Prevention Program

Grantee: City of Afton
Location: Afton
Project: City of Afton Sewer Relining

Description of the Work:

The City of Afton (population 917) needs to reline the 8" sewer main on East Filmore Street. We have a lot of Inflow & Infiltration (I&I) in our main and lining the main running under East Filmore Street (concrete street) would prevent future damage. When we get heavy rains, we have too much water entering our main and filling up our lagoons. The flow of excessive water results in possible backups in basements and businesses, excessive flows in existing sewer lines, and possible deterioration and overflow of sewer lagoons. All these results impact the human and wildlife environment and are likely to cost the city hundreds of thousands of dollars in the future. Total estimated cost is \$100,000.

Progress of the Work:

Planning Stages

Total Estimated Cost of the Project:

\$84,000

List of All Revenue Sources Being Used to Fund the Project:

I-JOBS II Competitive Grant Program	\$54,000.00
City of Afton	\$30,000.00

Amount of Funds Expended

\$0

Amount of Funds Obligated

\$54,000

Grantee: City of Ottumwa
Location: Ottumwa
Project: Ottumwa Sewer Separation/Flood Mitigation

Description of the Work:

Ottumwa is applying for funds to implement a sanitary and storm water separation project. The purpose of the project is to protect residents from sewer back-ups and reduce flooding during heavy rainfall and flood events. The project consists of laying 1,350 linear feet of sanitary sewer pipe and 2,001 linear feet of storm sewer pipe. The project will protect 302 homes and 906 people in the immediate area. The project will address a pending IDNR Consent Order and is part of a multi-phase 20 year project.

Progress of the Work:

Planning Stages

Total Estimated Cost of the Project:

\$1,200,000

List of All Revenue Sources Being Used to Fund the Project:

I-JOBS II Grant Program	\$800,000.00
State Revolving Fund (SRF)	\$375,000.00
City of Ottumwa	\$25,000.00

Amount of Funds Expended

\$0

Amount of Funds Obligated

\$800,000

Annual Infrastructure Report – 2010
Iowa Finance Authority
I-JOBS Disaster Prevention Program

Grantee: City of Volga
Location: Volga
Project: Volga River Dike

Description of the Work:

Installation of 450' of riprap on the Volga Dike that runs on the west side of the Volga River and protects the community from high water events. This 450' section will complete the riprap along the dike that was recommended by the Army Corps inspection visits. The protection of the dike system is important for the City's infrastructure that remains following the FEMA Buyout in 1999. The accomplishment of this project lowers the probability of loss of life as over 75 properties still remain in the flood plain area protected by the levee. In August 2009, the city of Volga adopted their updated Hazard Mitigation plan. The most notable property protection action item prioritized was the Volga River levee. The Volga River Levee was placed along the western side of the Volga River in 1948 at the City's expense. Designed to withstand 100 year recurrent flood waters from the Volga River, the City understands the importance of maintaining and improving the levee system to protect the 75 residential, commercial and municipal structures valued at \$2.2 million.

Progress of the Work:

Planning Stages

Total Estimated Cost of the Project:

\$17,850

List of All Revenue Sources Being Used to Fund the Project:

I-JOBS II Grant Program	\$16,065.00
City of Volga	\$1,785.00

Amount of Funds Expended

\$0

Amount of Funds Obligated

\$16,065

Grantee: City of Belmond
Location: Belmond
Project: Storm Sewer Upgrades

Description of the Work:

The City will be installing larger storm sewers. This will get the Belmond-Klemme Jr. Sr. High School property draining to larger mains to expedite conveyance and relieve surface flooding.

Progress of the Work:

Planning Stages

Total Estimated Cost of the Project:

\$1,904,749

Amount of Funds Expended

\$0

Amount of Funds Obligated

\$600,000

**Annual Infrastructure Report – 2010
Iowa Finance Authority
I-JOBS Disaster Prevention Program**

Grantee: City of Cedar Rapids
Location: Cedar Rapids
Project: Former Federal Courthouse

Description of the Work:

The City intends to convert the Former Federal Courthouse into City offices.

Progress of the Work:

Planning Stages

Total Estimated Cost of the Project:

\$4,100,000

List of All Revenue Sources Being Used to Fund the Project:

I-JOBS II Grant	\$2,000,000
<u>2010 Legislative Appropriation</u>	<u>\$2,100,000</u>

Amount of Funds Expended

\$0

Amount of Funds Obligated

\$2,000,000

Grantee: City of Davenport
Location: Davenport
Project: Modern Woodmen Park Flood Protection

Description of the Work:

The Modern Woodmen Park Stadium Flood Protection Project will replace the existing plaza in front of the ball park that is prone to leaks with an impermeable concrete plaza, and include removable flood control walls, subsurface cut-off-walls, an elevated pedestrian walkway and enhanced drainage systems.

Progress of the Work:

Planning Stages

Total Estimated Cost of the Project:

\$2,100,000

List of All Revenue Sources Being Used to Fund the Project:

I-JOBS II Grant	\$1,050,000
City of Davenport General Obligation Bonds	\$525,000
<u>City of Davenport Sales Tax</u>	<u>\$525,000</u>

Amount of Funds Expended

\$0

Amount of Funds Obligated

\$1,050,000

Grantee: Des Moines Fire Department
Location: Des Moines
Project: Des Moines Fire Training and Logistics Relocation

Description of the Work:

The project provides for site acquisition, and design, engineering, and construction of the Des Moines Fire Department Training and Logistics Facility. This project provides for a new facility that will include classrooms and other areas required for training DMFD personnel, and maintenance and quartermaster spaces.

Progress of the Work:

Planning Stages

Total Estimated Cost of the Project:

\$10,244,086

Amount of Funds Expended

\$0

Amount of Funds Obligated

\$3,000,000

Grantee: City of Des Moines
Location: Des Moines
Project: Tonawanda Ravine Improvements

Description of the Work:

This project will provide bank stabilization, stream bed stabilization and erosion control on highly erodible ground that is impacting utilities, road infrastructure and water quality.

Progress of the Work:

Planning Stages

Total Estimated Cost of the Project:

\$1,400,000

Amount of Funds Expended

\$0

Amount of Funds Obligated

\$700,000

Grantee: City of Iowa City
Location: Iowa City
Project: Wastewater Treatment Plant Project

Description of the Work:

Iowa City will use funds to mitigate future damages by relocating a flood-impacted wastewater treatment facility out of the Iowa River floodplain. Funds would be used for the design, engineering, and construction of the expansion of the South Wastewater Treatment Plant. The project also will begin the demolition of the North Wastewater Treatment Plant and start the development of public green space where the North Plant is currently located.

Progress of the Work:

Construction

Total Estimated Cost of the Project:

\$46,000,000

List of All Revenue Sources Being Used to Fund the Project:

I-Jobs Local Infrastructure Grant	\$3,495,293
I-Jobs II Targeted Grants	\$2,000,000
Economic Development Administration	\$22,000,000
CDBG Disaster Recovery Grant	\$5,000,000
Local Match	\$13,504,707

Amount of Funds Expended

\$0

Amount of Funds Obligated

\$2,000,000

**Annual Infrastructure Report – 2010
Iowa Finance Authority
I-JOBS Disaster Prevention Program**

Grantee: Linn County
Location: Cedar Rapids
Project: Jean Oxley Linn County Public Service Center

Description of the Work:

The renovation and expansion of the Jean Oxley Linn County Public Service Center. The building will house the following services: Assessor, Auditor, Board of Supervisors, Finance and Budget, Planning and Development, Human Resources, Recorder, Risk Management and Treasurer.

Progress of the Work:

Planning Stages

Total Estimated Cost of the Project:

\$14,039,540

List of All Revenue Sources Being Used to Fund the Project:

Iowa Standing Appropriations Bill	\$4,500,000
IDED	\$317,300
FEMA	\$3,809,604
I-JOBS II Grant	\$4,400,000
Bond Proceeds	\$1,012,636

Amount of Funds Expended

\$0

Amount of Funds Obligated

\$4,400,000

Grantee: City of Waterloo
Location: Waterloo
Project: Public Works Building

Description of the Work:

The new Public Works building will be built upon a cleaned-up Brownfield site, located in close proximity to City Hall and Downtown Waterloo. The project will allow for disaster coordination from a central site, away from potential flood impacted areas for many necessary services during a disaster. This building could incorporate Public Work type services including Central Garage Department, Street Department, Sign Department, Traffic Department, Building Maintenance Department, some Engineering functions, some Code Enforcement functions and some Sanitation functions. It is also anticipated that this site contains a future recycle center for public use. The project contains office space, workshop space, vehicle parking space and equipment storage space for 75 large vehicles, 40 small vehicles and 22 maintenance stalls in a fully functioning vehicle maintenance center.

Progress of the Work:

Planning Stages

Total Estimated Cost of the Project:

\$5,000,000

Amount of Funds Expended

\$0

Amount of Funds Obligated

\$5,000,000

**Grantee: Broadlawns Medical Center
Location: Des Moines
Project: Broadlawns**

Description of the Work:

Construction of new registration and financial counseling areas include enclosed rooms for privacy, and the new reception and waiting areas will facilitate registration as well. It is anticipated that the ED would be constructed before construction of the new Hospital entrance and registration areas is commenced in order to ensure patient access to the Hospital registration area during construction.

Project Component Description: New Patient Registration, Admissions & Front Lobby \$1,450,000

Once the additional capital improvements described above are completed, the Hospital plans further construction, including the addition of a floor to the Sands building that currently houses inpatient medical/surgical and psychiatric patients. The addition of this floor will allow for the conversion to all private patient rooms as well as an increase in the number of inpatient psychiatric rooms to accommodate the significant demand for inpatient psychiatric services in central Iowa.

Progress of the Work:

Complete

Estimated Completion Date of the Project:

Complete

Total Estimated Cost of the Project:

\$1,450,000

Amount of Funds Expended

\$1,000,000

Amount of Funds Obligated

\$1,000,000

Grantee: Cedar Rapids Veterans Memorial Commission
Location: Cedar Rapids
Project: Veterans Memorial Building Post-Flood Restoration and Renovation

Description of the Work:

The restoration of Vets Memorials includes the installation of a new boiler room, as well as all heating and cooling infrastructure, building sprinkling, replacement of two elevators and complete overall American with Disabilities access improvements to building, restoration of 2nd Avenue entrance, new mechanical and electrical systems, restoration of the historic ballroom for public use, and restoration of office and meeting space across four floors.

Progress of the Work:

Planning Stages

Estimated Completion Date of the Project:

June 2011

Total Estimated Cost of the Project:

\$22,000,000

Amount of Funds Expended

\$0

Amount of Funds Obligated

\$4,400,000

Grantee: City of Des Moines
Location: Des Moines
Project: Court Avenue/Water Street Storm Water Pump Station

Description of the Work:

This project will separate the combined into two distinct systems and construct a storm water pump station that will discharge to the Des Moines River. An estimated 3,600 linear feet of storm sewer piping will be needed to convey the storm water to the pump station. An estimated 9,200 square yards of paving will be replaced due to the sewer construction.

Progress of the Work:

Planning Stages

Estimated Completion Date of the Project:

March 2012

Total Estimated Cost of the Project:

\$9,658,000

Amount of Funds Expended

\$0

Amount of Funds Obligated

\$3,050,000

Grantee: City of Des Moines
Location: Des Moines
Project: Riverpoint Trunk Sewer Separation and Pump Station

Description of the Work:

Construction of two sanitary pump stations, separating combined sanitary/storm sewer flows in the Murphy Street area, and miscellaneous associated work including cleanup and other incidental items.

Progress of the Work:

Planning Stages

Estimated Completion Date of the Project:

July 2011

Total Estimated Cost of the Project:

\$3,345,000

Amount of Funds Expended

\$0

Amount of Funds Obligated

\$1,250,000

Grantee: City of Des Moines
Location: Des Moines
Project: WRA Equalization Basin Utilization

Description of the Work:

This project will provide additional capacity and better utilization of two of the Wastewater Reclamation Authority's existing equalization basins for the control of peak flows during wet weather events in the Des Moines WRA's sewer system. These improvements include raising the elevation of one equalization basins berm to match the adjacent cell, modifying the piping between equalization basin cells, and improving the equalization basin controls. This project will not only provide additional capacity, it will help prevent sanitary sewer overflows and sewer surcharging during high flow events in the future.

Progress of the Work:

Planning Stages

Estimated Completion Date of the Project:

December 2011

Total Estimated Cost of the Project:

\$1,000,000

Amount of Funds Expended

\$0

Amount of Funds Obligated

\$500,000

Grantee: City of Jesup
Location: Jesup
Project: Jesup City Hall

Description of the Work:

The new city hall will be located at the previous city hall location. The new city hall will house the Clerk, Deputy Clerk, and Billing Clerk offices along with council chambers, Police Department and Sally Port, Water/Wastewater offices and Building Inspection offices. The basement will house all mechanical, storage area and at as a storm shelter.

Progress of the Work:

Planning Stages

Estimated Completion Date of the Project:

June 2011

Total Estimated Cost of the Project:

\$1,135,000

List of All Revenue Sources Being Used to Fund the Project:

I-JOBS II Grant	\$475,000
Local Options Sales Tax Revenue	\$160,000
Local Options Revenue Bonds	\$500,000

Amount of Funds Expended

\$0

Amount of Funds Obligated

\$475,000

Grantee: City of Norwalk
Location: Norwalk
Project: Orchard Hills Drainage Channel Improvements

Description of the Work:

The Orchard Hills Drainage Channel is currently eroding at a rapid pace, threatening the residential homes on the south side of the creek and Highway 28. The project will re-cut and stabilize the creek bed, this saving both the highway and the homes. Each of the homes are valued at \$180,000 and up.

Progress of the Work:

Planning Stages

Total Estimated Cost of the Project:

\$350,000

Amount of Funds Expended

\$0

Amount of Funds Obligated

\$300,000

Grantee: City of West Union
Location: West Union
Project: West Union Green Pilot Project

Description of the Work:

The project reconstructs the existing streets and sidewalks, city water, sanitary sewer and lighting systems of a six block area in downtown West Union. This highly innovative streetscape project will incorporate permeable pavers, rain gardens and bio-retention cells to retain, slow, cleanse and cool surface water to mitigate potential flooding and preserve critical environment. All activities will reduce total energy use, increase energy efficiency and create jobs in a manner which will revitalize this small rural community.

Progress of the Work:

Planning Stages

Total Estimated Cost of the Project:

\$8,017,612

List of All Revenue Sources Being Used to Fund the Project:

IDOT Rise	\$2,327,034
CDBG	\$1,000,000
IDALS/IJOBS	\$500,000
IDNR/IJOBS	\$100,000
EPA Climate Showcase	\$500,000
WU/Main Street	\$10,000
Fayette County	\$10,000
WIRB	\$500,000
Challenge Grant	\$100,000
I-JOBS	\$1,175,000
City of West Union	\$1,794,583

Amount of Funds Expended

\$0

Amount of Funds Obligated

\$1,175,000

Annual Infrastructure Report – 2010
Iowa Finance Authority
I-JOBS Public Service Shelter Grant Program

Grantee: Cedar Valley Friends of the Family
Location: Waverly
Project: Cedar Valley Friends of the Family

Description of the Work:

The 14 existing beds in shelter will be increased under the total project budget by 6 to a total of 20.

Remodel bathroom for handicap accessibility and remodel office space and bedroom.

Progress of the Work:

Completed

Estimated Completion Date of the Project:

Completed

Total Estimated Cost of the Project:

\$283,331

List of All Revenue Sources Being Used to Fund the Project:

I-JOBS FUNDS	\$266,666
Agency Savings	\$16,665.50

Amount of Funds Expended

\$266,666

Amount of Funds Obligated

\$266,666

Annual Infrastructure Report – 2010
Iowa Finance Authority
I-JOBS Public Service Shelter Grant Program

Grantee: Central Iowa Shelter and Services
Location: Des Moines
Project: Central Iowa Shelter and Services

Description of the Work:

Central Iowa Shelter & Services, Des Moines, Iowa, is an emergency shelter for the homeless. Its mission is to provide free shelter and food to homeless adults regardless of physical or emotional conditions and to facilitate their move toward self-sufficiency. CISS is building a 29,500 sq. ft. shelter to provide emergency housing for 234 homeless clients. This breaks down to 60 women and 150 men with 4 women and 20 men in the Vets program. The current shelter is literally worn out. It is crowded with very limited space. The number clients served and the increase in the number of programs has out grown the building. Instead of warehousing clients in large rooms, the new shelter will have smaller dorms for less congestion and more humane conditions. Space for a classroom, day room, additional restrooms and office space for various programs will be provided. Kitchen facilities will be able to handle the 80,000 meals prepared there annually. Storage, expanded laundry, clothes room for distribution of donated clothing and a medical exam room will be added. The facility will be totally accessible for the physically handicapped.

Progress of the Work:

Planning Stages

Estimated Completion Date of the Project:

9/30/2012

Total Estimated Cost of the Project:

\$8,338,000

List of All Revenue Sources Being Used to Fund the Project:

I-JOBS FUNDS	\$4,000,000
Central Iowa Shelter and Services	\$4,338,000

Amount of Funds Expended

\$142,467.79

Amount of Funds Obligated

\$4,000,000

Annual Infrastructure Report – 2010
Iowa Finance Authority
I-JOBS Public Service Shelter Grant Program

Grantee: Dubuque Community YWCA-DV Program
Location: Dubuque
Project: Dubuque Community YWCA-DV Program

Description of the Work:

New windows, replace stairways, enlarge bedroom, replace hot water heaters, repair roof, ceiling tiles, floor tiles and front concrete steps

Progress of the Work:

Completed.

Estimated Completion Date of the Project:

Completed.

Total Estimated Cost of the Project:

\$164,609

List of All Revenue Sources Being Used to Fund the Project:

I-JOBS FUNDS	\$164,609
--------------	-----------

Amount of Funds Expended

\$164,609

Amount of Funds Obligated

\$164,609

Annual Infrastructure Report – 2010
Iowa Finance Authority
I-JOBS Public Service Shelter Grant Program

Grantee: Family Crisis Centers of NW Iowa
Location: Sioux Center
Project: Family Crisis Centers of NW Iowa

Description of the Work:

New Construction for the Family Crisis Centers of Northwest Iowa (FCC) includes an emergency shelter, transitional housing, education center, and office complex – Project Hope. The New construction will increase living options and space for victims of domestic violence and sexual assault. The temporary housing/shelter provided by Project Hope will allow persons escaping a violent home the safety and security missing from their lives. As FCC’s clients find their safety, they can begin to rebuild their lives. FCC’s new facility is located in close proximity to two colleges and one community college. Therefore, if desired, FCC’s clients will have a great opportunity to extend their education. FCC has seen a large increase in persons seeking services as a result of several economic recession factors. The construction of Project Hope has and will continue to create new jobs for local Iowans.

Progress of the Work:

Completed.

Estimated Completion Date of the Project:

Completed.

Total Estimated Cost of the Project:

\$1,075,000

List of All Revenue Sources Being Used to Fund the Project:

I-JOBS FUNDS	\$580,000
Community Development Block Grant	\$600,000
Iowa Finance Authority	\$90,000
Sioux County Community Foundation	\$20,000
O’Brien County Community Foundation	\$15,000
Grace Grant – Private Foundation	\$100,000
Family Crisis Centers’ Capital Campaign	\$250,000

Amount of Funds Expended

\$580,000

Amount of Funds Obligated

\$580,000

Annual Infrastructure Report – 2010
Iowa Finance Authority
I-JOBS Public Service Shelter Grant Program

Grantee: First United Methodist Church-Boone Co HP Board
Location: Boone
Project: First United Methodist Church-Boone Co HP Board

Description of the Work:

The project goal is to have space and resources available to assist women and families with children that are homeless and in need of temporary shelter.

The Boone Co. Homeless Prevention Board has identified the need for temporary shelter for women ages 18 and older and parents(s) with children. Lack of shelter for this population became an issue when an agency called Good Connections went out of business in 2005, closing the existing shelter, thus leaving the community with no place to offer shelter for those in need. The BCHPB is seeking funding to renovate two floors of an existing building located on the property of Boone Biblical Memorial Church at 1st and State St., Boone. The renovations will be made on 2 floors of this 3 story building with an option to use the 3rd floor as transitional housing at a later date. On the ground level the renovations will provide a 1:1 meeting space for counseling/community support meetings and a meeting room large enough to provide community team meetings and educational classes, a communal laundry area, bathrooms and kitchen as well as water prevention/floor sealing and tiling of the building to prevent water damage to the building. The 2nd floor renovations will consist of 2 wings for living space. One wing will house families with children and include a child's play area. The other wing will be set up dorm style for single women ages 18 and older. One efficiency apartment will be included in the dorm wing for live in shelter staff

Progress of the Work:

Dirt removal, and grading, replaced window wells, replaced basement floor

Estimated Completion Date of the Project:

6/1/2011

Total Estimated Cost of the Project:

\$227,640

List of All Revenue Sources Being Used to Fund the Project:

I-JOBS FUNDS	\$227,640
--------------	-----------

Amount of Funds Expended

\$198,813.96

Amount of Funds Obligated

\$227,640

Annual Infrastructure Report – 2010
Iowa Finance Authority
I-JOBS Public Service Shelter Grant Program

Grantee: Francis Lauer Youth Services
Location: Mason City
Project: Francis Lauer Youth Services

Description of the Work:

Geo-thermal heating and cooling system

Progress of the Work:

Completed.

Estimated Completion Date of the Project:

Completed.

Total Estimated Cost of the Project:

\$140,000

List of All Revenue Sources Being Used to Fund the Project:

I-JOBS FUNDS	\$140,000
--------------	-----------

Amount of Funds Expended

\$140,000

Amount of Funds Obligated

\$140,000

Annual Infrastructure Report – 2010
Iowa Finance Authority
I-JOBS Public Service Shelter Grant Program

Grantee: Humility of Mary Shelter, Inc
Location: Davenport
Project: Humility of Mary Shelter, Inc

Description of the Work:

Renovation of men's and women's bathrooms, extensive plumbing, convert cubicles to enclosed offices

Progress of the Work:

Completed

Estimated Completion Date of the Project:

Completed

Total Estimated Cost of the Project:

\$164,100

List of All Revenue Sources Being Used to Fund the Project:

I-JOBS FUNDS	\$164,100
--------------	-----------

Amount of Funds Expended

\$164,100

Amount of Funds Obligated

\$164,100

Annual Infrastructure Report – 2010
Iowa Finance Authority
I-JOBS Public Service Shelter Grant Program

Grantee: Muscatine Center for Social Action
Location: Muscatine
Project: Muscatine Center for Social Action

Description of the Work:

The MCSA facility, the Muscatine County Homeless Shelter is a 3 story 17,080 sq. ft. in the lower level and main level and 13,720 sq. ft. on the upper level. It was the Muscatine YMCA until 1991 when the Y moved to a new location. The proposed project is to install an elevator between the three levels of Muscatine Center for Social Action. MCSA provides shelter, basic health care, educational and vocation support services for the homeless and near homeless of Muscatine County. In order to provide a higher level of safety and security for the children in the Family Shelter, the project also incorporates the renovation of the shower/restroom/lobby areas of the upper level in order for all men in the emergency shelter to use the showers. With this change, an additional 15 to 20 men will use the restroom facility. The shower bathroom has not been upgraded since 1965 when the building finished its original construction, and it is badly in need of an upgrade. The upgrade will also include construction of more adequate space for washing clothes and washing dishes. At this time the bathroom sink is used for washing dishes which means grease goes down the drain. Our plan would include a sink in the lobby with a grease trap. The elevator project will also enhance movement within the facility for more than 400 people each year who live at MCSA either in emergency, transitional or permanent supportive housing.

Progress of the Work:

Completed

Estimated Completion Date of the Project:

Completed

Total Estimated Cost of the Project:

\$322,000

List of All Revenue Sources Being Used to Fund the Project:

I-JOBS FUNDS	\$286,000
Muscatine Center for Social Action	\$36,000

Amount of Funds Expended

\$286,000

Amount of Funds Obligated

\$286,000

Annual Infrastructure Report – 2010
Iowa Finance Authority
I-JOBS Public Service Shelter Grant Program

Grantee: NIAD Center for Human Development
Location: Mason City
Project: NIAD Center for Human Development

Description of the Work:

The proposed project will address deferred maintenance and enhance safety & security with the addition of a fire sprinkler system and an improved security system. The project will also replace older appliances with new, Energy Star appliances to enhance efficiency. In addition, the project will convert office space into shelter space, increasing the number of available beds for adult and child victims of domestic violence.

Progress of the Work:

Installed two furnaces and air conditioners

Estimated Completion Date of the Project:

6/1/2011

Total Estimated Cost of the Project:

\$96,500

List of All Revenue Sources Being Used to Fund the Project:

I-JOBS FUNDS	\$96,500
--------------	----------

Amount of Funds Expended

\$65,947.34

Amount of Funds Obligated

\$96,500

Annual Infrastructure Report – 2010
Iowa Finance Authority
I-JOBS Public Service Shelter Grant Program

Grantee: Northern Lights Alliance for The Homeless
Location: Mason City
Project: Northern Lights Alliance for The Homeless

Description of the Work:

Northern Lights Emergency shelter has operated since 1999 as a 14 bed facility providing sheltering resources, serving some nearly 2,000 individuals. For the program to continue to serve its mission it is in need of remodeling of its core physical structure that includes the kitchen, new furnace and central air conditioning, replacement of windows, insulation of the walls, rebuild the living space and bedrooms. Doing so will allow Northern Lights to be able to continue to serve the homeless into the fall and winter and beyond.

Progress of the Work:

Most of work above is completed.

Estimated Completion Date of the Project:

3/1/2011

Total Estimated Cost of the Project:

\$200,000

List of All Revenue Sources Being Used to Fund the Project:

I-JOBS FUNDS	\$200,000
--------------	-----------

Amount of Funds Expended

\$180,714.01

Amount of Funds Obligated

\$200,000

Annual Infrastructure Report – 2010
Iowa Finance Authority
I-JOBS Public Service Shelter Grant Program

Grantee: **Opening Doors-Teresa Shelter**
Location: **Dubuque**
Project: **Opening Doors-Teresa Shelter**

Description of the Work:

New roof, new flooring, geo-thermal heating and cooling system, resurface parking lot, private sleeping rooms

Progress of the Work:

All completed except for final landscaping/parking lot work.

Estimated Completion Date of the Project:

6/1/2011

Total Estimated Cost of the Project:

\$245,368

List of All Revenue Sources Being Used to Fund the Project:

I-JOBS FUNDS	\$245,368
--------------	-----------

Amount of Funds Expended

\$234,910.45

Amount of Funds Obligated

\$245,368

Annual Infrastructure Report – 2010
Iowa Finance Authority
I-JOBS Public Service Shelter Grant Program

Grantee: Shelter House
Location: Iowa City
Project: Shelter House

Description of the Work:

The current shelter operates out of a single family home that has been laboring at the limits of its capacity for many years. Shelter House residents include men, women and children; military veterans; the disabled and elderly. On an average, 100 men, women and children are denied shelter each month due to lack of space. There are serious health, safety, and welfare concerns presented daily due the chronically over-crowded conditions and the diverse needs of the population served. Overcrowding becomes even more of a concern as a majority of the shelter clients have special needs relating to mental illness, substance abuse, and/or medical disability. Plans for a new facility have been in process for over five years. The new facility will have two floors totaling 16,500 sq. ft. of finished space and will provide shelter for 70 individuals. The current facility can house only 29 per fire code restrictions and this will yield an increase of 41 beds. The new facility is adjacent to other partner agencies (MECCA and HACAP) and close to the bus line, grocery store and employment opportunities.

The First floor will house the Shelter House staff, Drop-in Center, training room, nurse's office, kitchen, dining room, laundry and bathrooms and two outreach offices. The second floor is restricted for current residents and is divided into two dorms. One for single men and one for single women - and a family only area. Both will have bathrooms with showers, small laundry area, crisis care room, veterans rooms. The family-only area will have five family bedrooms, residential-style bathrooms, small food prep area, dining space, laundry room, congregate area and children's play and study rooms. This separated family area will provide a safe, calm environment for children

Progress of the Work:

Shelter opened and most of work complete; final bills still coming in.

Estimated Completion Date of the Project:

3/1/2011

Total Estimated Cost of the Project:

\$5,329,764

List of All Revenue Sources Being Used to Fund the Project:

I-JOBS FUNDS	\$2,664,882
Local Business	\$358,636
Faith & Civic Organizations	\$181,934
Individuals	\$340,567
Private Foundations	\$450,000
Federal Grant Department of Veterans Affairs	\$351,846
Federal Grant CDBG FY10	\$194,443
Federal Grant FY09 Recovery Act Funds	\$116,785
Shelter House	\$670,671

Amount of Funds Expended

\$2,002,058.60

Amount of Funds Obligated

\$2,664,882

Annual Infrastructure Report – 2010
Iowa Finance Authority
I-JOBS Public Service Shelter Grant Program

Grantee: St Josephs Shelter
Location: Des Moines
Project: St Josephs Shelter

Description of the Work:

St. Joseph Emergency Family Shelter has been in operation for almost 20 years. The shelter currently can accommodate five families at a time. The program assists homeless families by providing them with a free, temporary place to stay for approximately 30 days while the family is assisted in locating supportive services, more permanent housing, jobs, education and health resources. On the average, St. Joseph Shelter turns away over 50 families each month due to being full. Although there is a ramp to the front door, there are no accessible rooms for handicapped persons to stay at the shelter.

This proposal is to request funds to help renovate and to enhance the existing building. The plan is to improve energy efficiency, update furnace and air conditioning system, renovate for accessibility to handicapped persons, update and commercialize kitchen, dining areas, bathrooms and to increase capacity use by adding up to five additional rooms, including two ground floor rooms and ground floor lavatory facilities which can provide for handicap accessibility. Purchase commercial kitchen and laundry appliances. Update exterior of building and increase off street parking to help maintain neighborhood vitality and appearance.

Progress of the Work:

Complete.

Estimated Completion Date of the Project:

Complete.

Total Estimated Cost of the Project:

\$450,000

List of All Revenue Sources Being Used to Fund the Project:

I-JOBS FUNDS	\$350,000
Private Donor	\$81,000
Private Donor	\$7,600
Private Donor	\$6,359
Private Donor	\$4,000
Private Donor	\$1,000

Amount of Funds Expended

\$350,000

Amount of Funds Obligated

\$350,000

Annual Infrastructure Report – 2010
Iowa Finance Authority
I-JOBS Public Service Shelter Grant Program

Grantee: Willis Dady Emergency Shelter
Location: Cedar Rapids
Project: Willis Dady Emergency Shelter

Description of the Work:

Willis Dady is proposing a significant renovation to its facility, built in 1981. Proposed renovations include reconfiguration of approximately 2,000 sq. ft. for offices, client services and a secure entry vestibule/reception area. The plan also calls for increasing energy efficiency by replacing windows and exterior doors with Energy Star models and adding energy-efficient central air conditioning. Finally, a kitchen will be expanded and upgraded.

Progress of the Work:

Opened and almost complete; final bills still coming in.

Estimated Completion Date of the Project:

3/1/2011

Total Estimated Cost of the Project:

\$349,600

List of All Revenue Sources Being Used to Fund the Project:

I-JOBS FUNDS	\$299,800
Willis Dady Emergency Shelter	\$49,800

Amount of Funds Expended

\$291,399.16

Amount of Funds Obligated

\$299,800

Annual Infrastructure Report – 2010
Iowa Finance Authority
I-JOBS Public Service Shelter Grant Program

Grantee: Youth Emergency Services and Shelter
Location: Des Moines
Project: Youth Emergency Services and Shelter

Description of the Work:

YESS facility was originally an elementary school built in 1952. Once the school was closed, a small manufacturing/warehouse occupied the building. It was then an abandoned site at the time YESS purchased and renovated the facility 15 years ago. Renovations made it possible to house our emergency shelter, crisis nursery and supportive services. Since relocation to this 37,000 square foot facility, thousands of children have received short term shelter and care under our roof. There have been 181,711 nights of emergency shelter provided for the 13,131 admissions of children into the facility.

The facility's needs have changed over the years, equipment has become outdated and infrastructure weaknesses are accumulating deferred maintenance. It is time to make necessary repairs and improvements to sustain as a safe, accessible, and efficient facility for children. These improvements, repairs and principle equipment replacements will help maintain YESS operations for decades. The activities proposed for this project may be categorized into four components: 1) Life Safety 2) Security 3) Infrastructure 4) Heating and Cooling

Progress of the Work:

Almost complete; final bills still coming in.

Estimated Completion Date of the Project:

3/1/2011

Total Estimated Cost of the Project:

\$248,609

List of All Revenue Sources Being Used to Fund the Project:

I-JOBS FUNDS	\$248,609
--------------	-----------

Amount of Funds Expended

\$226,514.99

Amount of Funds Obligated

\$248,609

Annual Infrastructure Report – 2010
Iowa Finance Authority
I-JOBS Public Service Shelter Grant Program

Grantee: YWCA Domestic Violence Shelter
Location: Burlington
Project: YWCA Domestic Violence Shelter

Description of the Work:

Lower Bathroom Shower - Although the first floor of the Shelter is handicapped accessible, the shower does not meet the standards of the American Disability Act. It is necessary to remove the old shower and install a handicap accessible shower.

Plumbing Repairs - It will be necessary for the old shower to be removed and the drain to be moved before the tile can be installed. The faucet will have to be anchored as well.

Electrical Repairs - Since the shelter is a very old structure, the outlets in the upstairs bedrooms often get very warm when residents are using cooling fans for an extended period of time. It will be necessary to install dedicated outlets for appliances that are in use all of the time. Newer energy efficient breakers in the existing breaker box will alleviate overheating as well.

The lights in the Shelter are very old and are not energy efficient. We propose to replace all lights with new energy efficient fluorescent lights in all of the bedrooms, hallways and the common areas. Energy efficient lights will save on utility costs for the shelter.

Waterproofing the Basement - The Shelter still has the original stone masonry in the basement. The mortar between the stones has been flaking out and the basement leaks during storms. Although the foundation is still strong, it is a matter of time before the mortar will not support the stones and the wall will collapse. Due to the constant moisture in the basement, mold is beginning to form.

It is necessary to remove all the loose mortar from the foundation and replace it. Building dirt around parts of the foundation outside will change the grad to keep water away from the walls.

Kitchen Flooring - The wood laminate kitchen floor was installed approximately 10 years ago and is very slippery when it is wet, so it was not a good choice for the kitchen. We propose to have the floor removed and replaced with a non skid linoleum or vinyl tiles. New flooring would make the kitchen safer for residents.

Carpeting Replacement - Although the carpeting was replaced in most of the bedrooms, it is not replaced in the hallways. The carpeting in the upstairs and downstairs hallways is extremely threadbare and is bunching together making it unsafe to walk at times. It is necessary to remove the carpet and replace it with an appropriate low maintenance floor covering. The carpeting in the upper stairway and the Living Room is over 20 years old. Both are badly stained and showing a lot of wear. We would like to replace both with good quality carpeting that is both wear and stain resistant..

Replacing back porch - The back porch is quite small and is falling apart. There is evidence of rotting on the posts and the rails are loose. The steps to the yard are uneven and not safe. We would like to have a larger porch installed to accommodate residents and their children.

Side Porch - Through a small grant, this program recently installed new windows on our enclosed side porch. It needs to be finished with a drop ceiling, dry wall and paint.

Parking area - The parking area of the Shelter consists of dirt and rocks. Advocates and clients often get stuck in the driveway after a snowstorm. We would like to have the parking area and adjacent walkway paved with concrete. This will benefit the residents and would also keep them from tracking mud into the shelter.

Progress of the Work:

Complete; final bill still to come.

Estimated Completion Date of the Project:

Completed.

Total Estimated Cost of the Project:

\$58,221

List of All Revenue Sources Being Used to Fund the Project:

I-JOBS FUNDS	\$58,221
--------------	----------

Annual Infrastructure Report – 2010
Iowa Finance Authority
I-JOBS Public Service Shelter Grant Program

Amount of Funds Expended
\$51,861.08

Amount of Funds Obligated
\$58,221

Annual Infrastructure Report – 2010
Iowa Finance Authority
I-JOBS Public Service Shelter Grant Program

Grantee: Burlington Area Homeless Shelter
Location: Burlington
Project: Burlington Area Homeless Shelter

Description of the Work:

The proposed project is a new basement for the shelter. The current basement's South wall has collapsed and the North wall is in eminent danger of collapse as well. A new and usable basement will be dug and finished. This will provide the shelter storage space, administrative offices and additional 3 - 4 beds. This basement will also provide the shelter handicap accessibility and will provide a safe and more efficient place to serve those that are homeless.

Progress of the Work:

Complete; waiting on final bills.

Estimated Completion Date of the Project:

Completed.

Total Estimated Cost of the Project:

\$69,500

List of All Revenue Sources Being Used to Fund the Project:

I-JOBS FUNDS	\$7,605
Golf Tournament Fundraiser	\$2,000
Project Based Housing Program	\$47,500
Private Donations	\$5,000
Loans/Line of Credit	\$10,000

Amount of Funds Expended

\$7,229.79

Amount of Funds Obligated

\$7,605

Annual Infrastructure Report – 2010
Iowa Finance Authority
I-JOBS Disaster Damage Housing Assistance Grant Fund

Grantee: Southern Iowa Council of Governments (SJS #09-01)
Location: Counties Served: Adair, Adams, Appanoose, Clarke, Davis, Decatur, Jefferson, Keokuk, Lucas, Madison, Mahaska, Marion, Monroe, Ringgold, Taylor, Union, Van Buren, Wapello, Warren and Wayne
Project: State Jumpstart 3

Description of the Work:

The funds will provide assistance for Iowans whose homes were destroyed or damaged by the natural disasters of 2008. The Disaster Damage Housing Program is a provision of the I-JOBS initiative established to ease and speed the state's recovery efforts. The eleven Entitlement Cities and lead Councils of Governments administering the State Jumpstart Program were eligible to apply for the funds allocated by the Iowa Finance Authority. Homeowners may apply for Disaster Damage Housing funds through their area's Council of Government or Entitlement City. The funds may assist disaster-impacted homeowners with expenses including interim mortgage assistance, down payment assistance on a replacement home or rehabilitation assistance.

Progress of the Work:

Complete – 14 homeowners assisted

Estimated Completion Date of the Project:

Complete

Total Estimated Cost of the Project:

\$275,000

List of All Revenue Sources Being Used to Fund the Project:

I-JOBS Disaster Damage Housing Assistance Grant Fund only
No local matching funds required for State Jumpstart 3

Amount of Funds Expended:

\$275,000

Amount of Funds Obligated:

\$275,000

Annual Infrastructure Report – 2010
Iowa Finance Authority
I-JOBS Disaster Damage Housing Assistance Grant Fund

Grantee: East Central Iowa Council of Governments (SJS #09-02)
Location: Counties Served: Benton, Iowa, Johnson, Jones and Linn
Project: State Jumpstart 3

Description of the Work:

The funds will provide assistance for Iowans whose homes were destroyed or damaged by the natural disasters of 2008. The Disaster Damage Housing Program is a provision of the I-JOBS initiative established to ease and speed the state's recovery efforts. The eleven Entitlement Cities and lead Councils of Governments administering the State Jumpstart Program were eligible to apply for the funds allocated by the Iowa Finance Authority. Homeowners may apply for Disaster Damage Housing funds through their area's Council of Government or Entitlement City. The funds may assist disaster-impacted homeowners with expenses including interim mortgage assistance, down payment assistance on a replacement home or rehabilitation assistance.

Progress of the Work:

Nearing completion – 37 homeowners assisted

Estimated Completion Date of the Project:

January 31, 2011

Total Estimated Cost of the Project:

\$568,555

List of All Revenue Sources Being Used to Fund the Project:

I-JOBS Disaster Damage Housing Assistance Grant Fund only
No local matching funds required for State Jumpstart 3

Amount of Funds Expended:

\$568,555

Amount of Funds Obligated:

\$691,072 (remainder to be de-obligated)

Annual Infrastructure Report – 2010
Iowa Finance Authority
I-JOBS Disaster Damage Housing Assistance Grant Fund

Grantee: City of Cedar Falls (SJS #09-03)
Location: Area Served: City of Cedar Falls
Project: State Jumpstart 3

Description of the Work:

The funds will provide assistance for Iowans whose homes were destroyed or damaged by the natural disasters of 2008. The Disaster Damage Housing Program is a provision of the I-JOBS initiative established to ease and speed the state's recovery efforts. The eleven Entitlement Cities and lead Councils of Governments administering the State Jumpstart Program were eligible to apply for the funds allocated by the Iowa Finance Authority. Homeowners may apply for Disaster Damage Housing funds through their area's Council of Government or Entitlement City. The funds may assist disaster-impacted homeowners with expenses including interim mortgage assistance, down payment assistance on a replacement home or rehabilitation assistance.

Progress of the Work:

Complete – 6 homeowners assisted

Estimated Completion Date of the Project:

Complete

Total Estimated Cost of the Project:

\$119,955

List of All Revenue Sources Being Used to Fund the Project:

I-JOBS Disaster Damage Housing Assistance Grant Fund only
No local matching funds required for State Jumpstart 3

Amount of Funds Expended:

\$119,955

Amount of Funds Obligated:

\$120,905 (remainder to be de-obligated)

Annual Infrastructure Report – 2010
Iowa Finance Authority
I-JOBS Disaster Damage Housing Assistance Grant Fund

Grantee: Iowa Northland Regional Council of Governments (SJS #09-04)
Location: Counties Served: Allamakee, Black Hawk, Bremer, Buchanan, Butler, Chickasaw, Clayton, Fayette, Grundy, Howard and Winneshiek
Project: State Jumpstart 3

Description of the Work:

The funds will provide assistance for Iowans whose homes were destroyed or damaged by the natural disasters of 2008. The Disaster Damage Housing Program is a provision of the I-JOBS initiative established to ease and speed the state's recovery efforts. The eleven Entitlement Cities and lead Councils of Governments administering the State Jumpstart Program were eligible to apply for the funds allocated by the Iowa Finance Authority. Homeowners may apply for Disaster Damage Housing funds through their area's Council of Government or Entitlement City. The funds may assist disaster-impacted homeowners with expenses including interim mortgage assistance, down payment assistance on a replacement home or rehabilitation assistance.

Progress of the Work:

Nearing completion – 8 homeowners assisted

Estimated Completion Date of the Project:

January 31, 2011

Total Estimated Cost of the Project:

\$181,357

List of All Revenue Sources Being Used to Fund the Project:

I-JOBS Disaster Damage Housing Assistance Grant Fund only
No local matching funds required for State Jumpstart 3

Amount of Funds Expended:

\$181,357

Amount of Funds Obligated:

\$181,357

Annual Infrastructure Report – 2010
Iowa Finance Authority
I-JOBS Disaster Damage Housing Assistance Grant Fund

Grantee: North Iowa Area Council of Governments (SJS #09-05)
Location: Counties Served: Boone, Calhoun, Cerro Gordo, Floyd, Franklin, Hamilton, Hancock, Hardin, Humboldt, Jasper, Kossuth, Marshall, Mitchell, Pocahontas, Polk, Poweshiek, Story, Tama, Webster, Winnebago, Worth and Wright
Project: State Jumpstart 3

Description of the Work:

The funds will provide assistance for Iowans whose homes were destroyed or damaged by the natural disasters of 2008. The Disaster Damage Housing Program is a provision of the I-JOBS initiative established to ease and speed the state's recovery efforts. The eleven Entitlement Cities and lead Councils of Governments administering the State Jumpstart Program were eligible to apply for the funds allocated by the Iowa Finance Authority. Homeowners may apply for Disaster Damage Housing funds through their area's Council of Government or Entitlement City. The funds may assist disaster-impacted homeowners with expenses including interim mortgage assistance, down payment assistance on a replacement home or rehabilitation assistance.

Progress of the Work:

Nearing completion – 23 homeowners assisted

Estimated Completion Date of the Project:

January 31, 2011

Total Estimated Cost of the Project:

\$225,000

List of All Revenue Sources Being Used to Fund the Project:

I-JOBS Disaster Damage Housing Assistance Grant Fund only
No local matching funds required for State Jumpstart 3

Amount of Funds Expended:

\$142,667

Amount of Funds Obligated:

\$225,000

Annual Infrastructure Report – 2010
Iowa Finance Authority
I-JOBS Disaster Damage Housing Assistance Grant Fund

Grantee: Southwest Iowa Planning Council (SJS #09-06)
Location: Counties Served: Audubon, Buena Vista, Carroll, Cass, Clay, Crawford, Dallas, Dickinson, Fremont, Greene, Guthrie, Harrison, Ida, Mills, Monona, Montgomery, Osceola, Page, Plymouth, Pottawattamie, Sac, Shelby and Woodbury
Project: State Jumpstart 3

Description of the Work:

The funds will provide assistance for Iowans whose homes were destroyed or damaged by the natural disasters of 2008. The Disaster Damage Housing Program is a provision of the I-JOBS initiative established to ease and speed the state's recovery efforts. The eleven Entitlement Cities and lead Councils of Governments administering the State Jumpstart Program were eligible to apply for the funds allocated by the Iowa Finance Authority. Homeowners may apply for Disaster Damage Housing funds through their area's Council of Government or Entitlement City. The funds may assist disaster-impacted homeowners with expenses including interim mortgage assistance, down payment assistance on a replacement home or rehabilitation assistance.

Progress of the Work:

Complete – 1 homeowner assisted

Estimated Completion Date of the Project:

Complete

Total Estimated Cost of the Project:

\$16,610

List of All Revenue Sources Being Used to Fund the Project:

I-JOBS Disaster Damage Housing Assistance Grant Fund only
No local matching funds required for State Jumpstart 3

Amount of Funds Expended:

\$16,610

Amount of Funds Obligated:

\$48,362 (remainder to be de-obligated)

Annual Infrastructure Report – 2010
Iowa Finance Authority
I-JOBS Disaster Damage Housing Assistance Grant Fund

Grantee: City of Waterloo (SJS #09-08)
Location: Area Served: City of Waterloo
Project: State Jumpstart 3

Description of the Work:

The funds will provide assistance for Iowans whose homes were destroyed or damaged by the natural disasters of 2008. The Disaster Damage Housing Program is a provision of the I-JOBS initiative established to ease and speed the state's recovery efforts. The eleven Entitlement Cities and lead Councils of Governments administering the State Jumpstart Program were eligible to apply for the funds allocated by the Iowa Finance Authority. Homeowners may apply for Disaster Damage Housing funds through their area's Council of Government or Entitlement City. The funds may assist disaster-impacted homeowners with expenses including interim mortgage assistance, down payment assistance on a replacement home or rehabilitation assistance.

Progress of the Work:

Complete – 4 homeowners assisted

Estimated Completion Date of the Project:

Complete

Total Estimated Cost of the Project:

\$77,531

List of All Revenue Sources Being Used to Fund the Project:

I-JOBS Disaster Damage Housing Assistance Grant Fund only
No local matching funds required for State Jumpstart 3

Amount of Funds Expended:

\$77,531

Amount of Funds Obligated:

\$200,000 (remainder to be de-obligated)

Annual Infrastructure Report – 2010
Iowa Finance Authority
I-JOBS Disaster Damage Housing Assistance Grant Fund

Grantee: Des Moines (SJS #09-09)
Location: Area Served: City of Des Moines
Project: State Jumpstart 3

Description of the Work:

The funds will provide assistance for Iowans whose homes were destroyed or damaged by the natural disasters of 2008. The Disaster Damage Housing Program is a provision of the I-JOBS initiative established to ease and speed the state's recovery efforts. The eleven Entitlement Cities and lead Councils of Governments administering the State Jumpstart Program were eligible to apply for the funds allocated by the Iowa Finance Authority. Homeowners may apply for Disaster Damage Housing funds through their area's Council of Government or Entitlement City. The funds may assist disaster-impacted homeowners with expenses including interim mortgage assistance, down payment assistance on a replacement home or rehabilitation assistance.

Progress of the Work:

Nearing completion – 8 homeowners assisted

Estimated Completion Date of the Project:

January 31, 2011

Total Estimated Cost of the Project:

\$162,715

List of All Revenue Sources Being Used to Fund the Project:

I-JOBS Disaster Damage Housing Assistance Grant Fund only
No local matching funds required for State Jumpstart 3

Amount of Funds Expended:

\$145,883

Amount of Funds Obligated:

\$162,715

Annual Infrastructure Report – 2010
Iowa Finance Authority
I-JOBS Disaster Damage Housing Assistance Grant Fund

Grantee: Cedar Rapids (SJS #09-10)
Location: Area Served: City of Cedar Rapids
Project: State Jumpstart 3

Description of the Work:

The funds will provide assistance for Iowans whose homes were destroyed or damaged by the natural disasters of 2008. The Disaster Damage Housing Program is a provision of the I-JOBS initiative established to ease and speed the state's recovery efforts. The eleven Entitlement Cities and lead Councils of Governments administering the State Jumpstart Program were eligible to apply for the funds allocated by the Iowa Finance Authority. Homeowners may apply for Disaster Damage Housing funds through their area's Council of Government or Entitlement City. The funds may assist disaster-impacted homeowners with expenses including interim mortgage assistance, down payment assistance on a replacement home or rehabilitation assistance.

Progress of the Work:

272 homeowners assisted

Estimated Completion Date of the Project:

June 30, 2011

Total Estimated Cost of the Project:

\$2,297,617

List of All Revenue Sources Being Used to Fund the Project:

I-JOBS Disaster Damage Housing Assistance Grant Fund only
No local matching funds required for State Jumpstart 3

Amount of Funds Expended:

\$855,559

Amount of Funds Obligated:

\$2,297,617

Annual Infrastructure Report – 2010
Iowa Finance Authority
I-JOBS Disaster Damage Housing Assistance Grant Fund

Grantee: Iowa City (SJS #09-11)
Location: Area Served: City of Iowa City
Project: State Jumpstart 3

Description of the Work:

The funds will provide assistance for Iowans whose homes were destroyed or damaged by the natural disasters of 2008. The Disaster Damage Housing Program is a provision of the I-JOBS initiative established to ease and speed the state's recovery efforts. The eleven Entitlement Cities and lead Councils of Governments administering the State Jumpstart Program were eligible to apply for the funds allocated by the Iowa Finance Authority. Homeowners may apply for Disaster Damage Housing funds through their area's Council of Government or Entitlement City. The funds may assist disaster-impacted homeowners with expenses including interim mortgage assistance, down payment assistance on a replacement home or rehabilitation assistance.

Progress of the Work:

Complete – 36 homeowners assisted

Estimated Completion Date of the Project:

Complete

Total Estimated Cost of the Project:

\$797,972

List of All Revenue Sources Being Used to Fund the Project:

I-JOBS Disaster Damage Housing Assistance Grant Fund only
No local matching funds required for State Jumpstart 3

Amount of Funds Expended:

\$797,972

Amount of Funds Obligated:

\$797,972

Annual Infrastructure Report – 2010
Iowa Finance Authority
I-JOBS Affordable Housing Assistance Grant Fund

Grantee: Mosaic Housing Corporation XV – Council Bluffs (IJH-01)
Location: Council Bluffs
Project: Mosaic Housing Corporation XV – Council Bluffs

Description of the Work:

Project Type: Rental

Activity: Acquisition of housing property and rehabilitation to provide affordable housing for Eligible Recipients

Background: Mosaic is awarded a \$500,000 grant to assist in the acquisition and rehabilitation of two apartment buildings in Council Bluffs to provide 14 affordable rental housing units. The project will include twelve one-bedroom and two two-bedroom apartments. Ten of the units will be subsidized for persons with disabilities, including mental illness, through the HUD Section 811 program. Ten units will be income-targeted to very low-income tenants at or below 50 percent of the area median income while the remaining four units will be targeted to tenants at or below 60 percent of the area median income. Supportive services will be available in accordance with tenants' individual needs. Mosaic's legacy organizations have provided supportive services to persons with developmental disabilities since 1913. Today, Mosaic operates 245 units of affordable housing and provides services to more than 3,500 individuals in 70 communities across 15 states, including 280 Iowans. The nonprofit organization currently manages 27 low-income housing projects for persons with developmental disabilities, 17 of which were financed through the HUD Section 811 program. The grant award will be used to help finance rehabilitation costs providing a per unit subsidy of \$35,714 per unit, which represents 23 percent of the total project budget.

Progress of the Work:

Complete

Estimated Completion Date of the Project:

Project Complete as of 12/31/09 quarterly report

Total Estimated Cost of the Project:

\$2,313,053

List of All Revenue Sources Being Used to Fund the Project:

I-JOBS Affordable Housing Assistance Grant Fund	\$500,000
FHLB AHP	\$80,000
HUD Section 811	\$1,341,500
City of Council Bluffs	\$76,913
Iowa West Foundation	\$100,000
State Housing Trust Fund	\$90,000
Mosaic	\$124,640
TOTAL SOURCES	\$2,313,053

Amount of Funds Expended:

\$500,000

Amount of Funds Obligated:

\$500,000

Annual Infrastructure Report – 2010
Iowa Finance Authority
I-JOBS Affordable Housing Assistance Grant Fund

Grantee: City of Red Oak (IJH-02)
Location: Red Oak
Project: Acorn Acres

Description of the Work:

Project Type: Rental

Activity: Rehabilitation of existing affordable rental housing units for Eligible Recipients

Background: The city of Red Oak is awarded a grant to assist the Low Rent Housing Agency of Red Oak rehabilitate and make energy efficiency improvements to an existing 48-unit affordable rental housing complex for elderly persons in Red Oak. The property to be assisted is Acorn Acres Phase II, which was constructed 29 years ago and has a project-based Section 8 rental assistance contract in place. The Section 8 contract will expire in July 2010, but the Low Rent Housing Agency plans to apply for renewal. Proposed property improvements include window and storm door replacement as well as lighting updates to fluorescent ceiling lights. So as not to interfere with the project's current ability to rent units to over-income tenants in the event no low-income tenants have applied for assistance, the I-JOBS Affordable Housing Assistance Grant will assist with the rehabilitation of only 40 of the total 48 apartments. The requested grant will be used to help finance rehabilitation costs of 40 of the total 48 apartments providing an average per unit subsidy of \$1,250.

Progress of the Work:

Complete

Estimated Completion Date of the Project:

Project Complete as of 12/31/10 quarterly report

Total Estimated Cost of the Project:

\$100,000

List of All Revenue Sources Being Used to Fund the Project:

I-JOBS Affordable Housing Assistance Grant Fund	\$50,000
Low Rent Housing Agency of Red Oak	\$50,000
TOTAL SOURCES	\$100,000

Amount of Funds Expended:

\$50,000

Amount of Funds Obligated:

\$50,000

Annual Infrastructure Report – 2010
Iowa Finance Authority
I-JOBS Affordable Housing Assistance Grant Fund

Grantee: Affordable Housing Network, Inc. (AHNI) (IJH-03)
Location: Cedar Rapids
Project: 2009 AHNI Rehabilitation Project

Description of the Work:

Project Type: Rental

Activity: Rehabilitation

Background: AHNI is awarded a \$6,500,000 grant to rehabilitate 390 affordable rental housing units in Cedar Rapids. The units are located at two separate sites – Cedar Valley Apartments with 186 units and Hawthorne Hills Apartments with 202 units and an existing Section 8 contract that provides rent subsidy to qualified tenants. The apartments provide affordable housing opportunities to low-income households, with 91 percent of existing tenants at or below 50 percent of the area median income. As of June 1, the properties provided affordable housing to 74 elderly households, 101 persons with developmental disabilities, and 200 families including 298 children. The proposed project will provide for the renovation of the 388 existing affordable housing units at the two properties, plus the conversion of office space to create two additional handicap accessible apartments at Hawthorne Hills. Other financing resources will also be used to construct 6,000 square foot multi-purpose resource centers at each site, which will contain office space, a community room, and space to offer essential supportive services – all critical to AHNI’s underlying mission to create a “community” at each property. AHNI is a nonprofit corporation and a certified community housing development organization (CHDO) affiliated with Four Oaks Family and Children’s Services, the state’s largest children and family welfare agency. AHNI has owned and operated the Cedar Valley and Hawthorne Hills properties for more than three years, maintaining an occupancy rate at or above 95 percent. The requested grant will be used to help finance rehabilitation costs providing a per unit subsidy of \$16,667 per unit, which represents 50 percent of the total project budget.

Progress of the Work:

Project 76% Complete

Estimated Completion Date of the Project:

August 31, 2011

Total Estimated Cost of the Project:

\$13,100,000

List of All Revenue Sources Being Used to Fund the Project:

I-JOBS Affordable Housing Assistance Grant Fund	\$6,500,000
Tax Exempt Bond - US Bank	\$5,900,000
City of Cedar Rapids HOME Funds 2008	\$201,000
City of Cedar Rapids HOME Funds 2009	\$399,000
AHNI	\$100,000
TOTAL SOURCES	\$13,100,000

Amount of Funds Expended:

\$1,404,462

Amount of Funds Obligated:

\$6,500,000

Annual Infrastructure Report – 2010
Iowa Finance Authority
I-JOBS Affordable Housing Assistance Grant Fund

Grantee: Northeast Iowa Community Action Corporation (NEICAC) (IJH-04)
Location: Tripoli, Volga, and West Union
Project: Rent to Own Homes Phase III

Description of the Work:

Project Type: Rental

Activity: New construction of affordable housing for Eligible Recipients

Background: The Northeast Iowa Community Action Corporation is awarded a \$150,000 grant to assist in the construction of three single-family homes to be located in Tripoli, Volga, and West Union as part of the nonprofit's Rent to Own Program. In the proposed lease-purchase project, homes will be built using green-building criteria and rented to eligible households at or below 60 percent of the area median income. Participating households will prepare for homeownership with the benefit of counseling received from NEICAC's NeighborWorks America certified homebuyer educator. Families are expected to be ready for home purchase within one to three years. This project represents the third phase of NEICAC's successful Rent to Own Program, with a total of nine previous homes completed in phases one and two. The grant award will be used to help finance construction and related soft costs, providing a per unit subsidy of \$50,000 per unit.

Progress of the Work:

Complete

Estimated Completion Date of the Project:

Project Complete as of 9/30/10 quarterly report

Total Estimated Cost of the Project:

\$476,126

List of All Revenue Sources Being Used to Fund the Project:

I-JOBS Affordable Housing Assistance Grant Fund	\$150,000
IDED HOME Housing Fund	\$195,000
IFA Project-Based Housing Program	\$40,000
INRCOG INRHC	\$25,636
Tripoli Community Club	\$5,000
City of Volga	\$1
City of West Union	\$10,500
Fayette County LHTF	\$15,000
NEICAC	\$14,989
NEICAC Local Housing Fund	\$20,000
TOTAL SOURCES	\$476,126

Amount of Funds Expended:

\$150,000

Amount of Funds Obligated:

\$150,000

Annual Infrastructure Report – 2010
Iowa Finance Authority
I-JOBS Affordable Housing Assistance Grant Fund

Grantee: Iowa Valley Habitat for Humanity (IJH-05)
Location: Iowa City
Project: Southeast Iowa City Homes

Description of the Work:

Project Type: Owner-occupied

Activity: New construction of affordable housing for Eligible Recipients

Background: Iowa Valley Habitat for Humanity is awarded a \$105,000 grant to construct three affordable single-family homes in Iowa City. Homebuyers will be at or below 60 percent of the area median income. The units to be constructed will be energy efficiency, handicapped accessible three- or four-bedroom homes averaging 1,200 square feet plus a garage and will be located in low-income census tracts in the southeast part of Iowa City. Lots for this new construction project have already been purchased by Iowa Valley Habitat for Humanity using grant funding from the city of Iowa City. The grant award will be used to help finance construction costs providing a per unit subsidy of \$35,000.

Progress of the Work:

Complete

Estimated Completion Date of the Project:

Project Complete as of 12/31/10 Report

Total Estimated Cost of the Project:

\$413,948

List of All Revenue Sources Being Used to Fund the Project:

I-JOBS Affordable Housing Assistance Grant Fund	\$105,000
CDBG/HOME	\$109,998
Softwood grant	\$18,000
Energy Star grant (Home Depot)	\$15,000
MidAmerican Energy grant	\$4,500
Surveyor	\$1,050
Attorney	\$4,500
Appraiser	\$900
Build Sponsors	
UI Homecoming Committee (2007 I St.)	\$40,000
UI Tippie Build (2445 Whispering Prairie)	\$50,000
Thrivent Financial Lutherans (2458 Aster)	\$65,000
TOTAL SOURCES	\$413,948

Amount of Funds Expended:

\$105,000

Amount of Funds Obligated:

\$105,000

Annual Infrastructure Report – 2010
Iowa Finance Authority
I-JOBS Affordable Housing Assistance Grant Fund

Grantee: City of Iowa City (IJH-06)
Location: Iowa City
Project: UniverCity Neighborhood Partnership

Description of the Work:

Project Type: Owner-occupied

Activity: Acquisition of housing property and rehabilitation to provide affordable housing for Eligible Recipients

Background: The city of Iowa City is awarded a \$1,000,000 grant to assist in the acquisition and rehabilitation of 20 single-family homes in neighborhoods surrounding the University of Iowa campus to help fulfill the affordable housing component of the UniverCity Neighborhood Partnership Program. The program is a new cooperative effort between the city of Iowa City and the University of Iowa designed to encourage homeownership and reinvestment in the neighborhoods surrounding the university campus by establishing affordable owner-occupied housing units targeted to homebuyers up to 80 percent of the area median income. Special consideration in homebuyer selection will be given to downtown workers and Iowa City public school employees. Homes will be sold for the initial acquisition price or value before rehabilitation with up to \$50,000 in rehabilitation assistance per home to be provided through the Affordable Housing Assistance Grant Fund in the form of a five-year conditional occupancy loan. Homebuyers will also receive \$5,000 in down payment assistance through a pool of available funding committed by the University of Iowa and potentially other downtown employers. The grant award will be used to help finance rehabilitation costs, providing a per unit subsidy of \$50,000.

Progress of the Work:

Project 40% Complete

Estimated Completion Date of the Project:

December 31, 2011

Total Estimated Cost of the Project:

\$4,517,000

List of All Revenue Sources Being Used to Fund the Project:

I-JOBS Affordable Housing Assistance Grant Fund	\$1,000,000
University of Iowa	\$200,000
Iowa City Housing Authority	\$100,000
City of Iowa City (in-kind)	\$60,000
MidWest One, First American, Hills, UICCU	\$1,200,000
MidWest One, First American, Hills, UICCU (Revolving)	\$1,900,000
Buyers' Costs	\$57,000
TOTAL SOURCES	\$4,517,000

Amount of Funds Expended:

\$126,303

Amount of Funds Obligated:

\$1,000,000

Annual Infrastructure Report – 2010
Iowa Finance Authority
I-JOBS Affordable Housing Assistance Grant Fund

Grantee: Hope Haven Area Development Center Corporation (IJH-07)
Location: West Burlington
Project: Hope Haven ... Building Hope

Description of the Work:

Project Type: Rental

Activity: New construction of affordable housing for Eligible Recipients

Background: The Hope Haven Area Development Center Corporation is awarded a grant to assist in the construction of two duplexes containing four four-bedroom apartments to provide community-based housing options for 16 adults with disabilities in West Burlington. The units will be fully handicapped accessible with supportive services staff available on a 24-hour basis to provide tenant care as needed. Tenants are anticipated to have average incomes below 30 percent of the area median and to be supported through the Medicaid Home and Community Based Services Waiver. The Hope Haven Area Development Center Corporation, a nonprofit organization founded in the 1950s by parents of children with disabilities, currently provides services each year to 350 persons with mental and/or physical disabilities in nine Iowa counties and also owns or operates group homes and apartments serving 98 adults with disabilities. The proposed project will mark the agency's first new construction housing project in more than 20 years. The grant award will be used to help finance construction, providing an average per unit subsidy of \$26,400.

Progress of the Work:

Complete

Estimated Completion Date of the Project:

Project Complete as of 9/30/10 quarterly report

Total Estimated Cost of the Project:

\$964,098

List of All Revenue Sources Being Used to Fund the Project:

I-JOBS Affordable Housing Assistance Grant Fund	\$422,403
Donations	\$307,231
Loan from Foundation	\$234,464
TOTAL SOURCES	\$964,098

Amount of Funds Expended:

\$422,403

Amount of Funds Obligated:

\$422,403

Annual Infrastructure Report – 2010
Iowa Finance Authority
I-JOBS Affordable Housing Assistance Grant Fund

Grantee: Greater Des Moines Habitat for Humanity, Inc. (IJH-08)
Location: Des Moines
Project: Infill Revitalization Initiative

Description of the Work:

Project Type: Owner-occupied

Activity: New construction of affordable housing for Eligible Recipients and Acquisition of housing property and rehabilitation to provide affordable housing for Eligible Recipients

Background: Greater Des Moines Habitat for Humanity is awarded a \$697,000 grant to assist in the construction of 14 new single-family homes and the acquisition and rehabilitation of four additional single-family homes as part of an infill revitalization initiative within the city of Des Moines. Homebuyers will be between 30 percent and 50 percent of the area median income. Homes are expected to sell in the \$80,000 to \$98,000 range with an anticipated appraised value ranging from \$110,000 to \$130,000. Greater Des Moines Habitat for Humanity will prepare families for long-term success as homeowners through intensive support services by requiring completion of “Blueprint to Homeownership,” a rigorous series of classes providing instruction in basic home maintenance, personal finance, and preparation for life as a homeowner. Homebuyers will also be required to invest a minimum of 400 hours of sweat equity in the Habitat program. The grant award will be used to help finance new construction and acquisition/rehabilitation costs, providing an average per unit subsidy of \$38,722.

Progress of the Work:

Project 95% Complete

Estimated Completion Date of the Project:

September 30, 2011

Total Estimated Cost of the Project:

\$2,019,200

List of All Revenue Sources Being Used to Fund the Project:

I-JOBS Affordable Housing Assistance Grant Fund	\$697,000
Wells Fargo Housing Foundation	\$150,000
City of Des Moines - HOME	\$280,000
City of Des Moines - NSP	\$49,998
City of Des Moines - CDBG	\$105,000
Polk County Housing Trust Fund	\$55,000
Selfhelp HomeOwnership Program (SHOP)	\$121,000
Softwood Lumber Grant	\$110,600
General Donations (cash on hand)	\$450,602
TOTAL SOURCES	\$2,019,200

Amount of Funds Expended:

\$201,850

Amount of Funds Obligated:

\$697,000

Annual Infrastructure Report – 2010
Iowa Finance Authority
I-JOBS Affordable Housing Assistance Grant Fund

Grantee: Mahaska County Habitat for Humanity (IJH-09)
Location: Oskaloosa
Project: South B

Description of the Work:

Project Type: Owner-occupied

Activity: New construction of affordable housing for Eligible Recipients

Background: Mahaska County Habitat for Humanity is awarded a grant to construct an affordable single-family home in Oskaloosa. The homebuyer is a single-father with a disability with an annual household income at approximately 26 percent of the county median. The unit to be constructed will be an energy efficient, handicapped accessible three-bedroom home totaling 1,100 square feet. The anticipated sales price for the home is \$78,000 as compared to an expected value ranging between \$100,000 and \$120,000. The grant award will be used to help finance construction costs providing a per unit subsidy of \$50,000.

Progress of the Work:

Complete

Estimated Completion Date of the Project:

Project Complete as of 9/30/10 quarterly report

Total Estimated Cost of the Project:

\$100,400

List of All Revenue Sources Being Used to Fund the Project:

I-JOBS Affordable Housing Assistance Grant Fund	\$50,000
Mahaska County HFH Money Market	\$20,000
Cargill grant	\$15,000
Lowes grant	\$5,000
Softwood Lumber grant	\$6,000
Mahaska County HFH Accounts Receivable	\$4,400
TOTAL SOURCES	\$100,400

Amount of Funds Expended:

\$50,000

Amount of Funds Obligated:

\$50,000

Annual Infrastructure Report – 2010
Iowa Finance Authority
I-JOBS Affordable Housing Assistance Grant Fund

Grantee: Scott County Housing Council (IJH-10)
Location: Davenport
Project: Habitat for Humanity of the Quad Cities

Description of the Work:

Project Type: Owner-occupied

Activity: New construction of affordable housing for Eligible Recipients

Background: The Scott County Housing Council is awarded a grant to assist Habitat for Humanity of the Quad Cities construct four affordable single-family homes on donated lots in central Davenport. Identified homebuyers have incomes at or below 80 percent of the area median and include two minority households, a family in which the mother is a person with a disability, and a single-father with three children. The anticipated sales price for the homes is \$75,000 as compared to an expected value of \$90,000. Habitat for Humanity will provide a zero percent mortgage with monthly payments set at approximately 30 percent of the homebuyer’s monthly income, inclusive of property taxes, insurance, and utilities. Partner families must contribute 250 work hours per adult household member to Habitat for Humanity projects. The grant award will be used to help finance construction costs, providing an average per unit subsidy of \$37,500.

Progress of the Work:

Complete

Estimated Completion Date of the Project:

Project Complete as of 12/31/10 quarterly report

Total Estimated Cost of the Project:

\$300,000

List of All Revenue Sources Being Used to Fund the Project:

I-JOBS Affordable Housing Assistance Grant Fund	\$150,000
Scott County Housing Council	\$75,000
East Davenport Development Corporation	\$55,000
Fund for Humanity	\$5,000
Alcoa Foundation	\$15,000
TOTAL SOURCES	\$300,000

Amount of Funds Expended:

\$150,000

Amount of Funds Obligated:

\$150,000

Annual Infrastructure Report – 2010
Iowa Finance Authority
I-JOBS Affordable Housing Assistance Grant Fund

Grantee: Polk County Housing Trust Fund (IJH-11)
Location: Polk County
Project: Home Modifications for Elderly and Disabled

Description of the Work:

Project Type: Owner-occupied

Activity: Rehabilitation or home modification to provide for increased Accessibility in existing single-family or multifamily housing units serving Eligible Recipients

Background: The Polk County Housing Trust Fund (PCHTF) is awarded a \$159,250 grant to assist in making home modifications to allow 52 Polk County residents to remain living independently in their homes. Targeted homeowners for the program will be income-qualified persons with a disability or elderly households at or below 80 percent of the area median income. Adaptations to homes under the program may include ramps, accessible showers/bathtubs, handrails, and other modifications that will allow people to remain in their homes. The PCHTF will partner with four local housing services agencies to implement the new “Home Modifications for Elderly and Disabled Program.” The grant award will be used to help finance home modification costs, providing an average per unit subsidy of \$3,063.

Progress of the Work:

Project 54% Complete

Estimated Completion Date of the Project:

October 31, 2011

Total Estimated Cost of the Project:

\$318,500

List of All Revenue Sources Being Used to Fund the Project:

I-JOBS Affordable Housing Assistance Grant Fund	\$159,250
Polk County Housing Trust Fund	\$79,625
Polk County Emergency Repair Program	\$17,375
City of Des Moines Emergency Repair	\$36,000
Rebuilding Together Greater Des Moines	\$15,750
Metro Home Improvement	\$10,500
TOTAL SOURCES	\$318,500

Amount of Funds Expended:

\$33,203

Amount of Funds Obligated:

\$159,250

Annual Infrastructure Report – 2010
Iowa Finance Authority
I-JOBS Affordable Housing Assistance Grant Fund

Grantee: Avoca Betterment Association (IJH-12)
Location: Avoca
Project: 133 N. Elm Street Housing Project

Description of the Work:

Project Type: Rental

Activity: Acquisition of housing property and rehabilitation to provide affordable housing for Eligible Recipients

Background: Avoca Community Betterment is awarded a grant to assist in the acquisition and rehabilitation of a vacant three-story historic downtown housing property to provide seven one-bedroom affordable rental units in Avoca. The property was originally constructed in the early 1900s as the Avoca Hotel located in the city's Elm Street Town Center but was later converted into apartments. The proposed project will require a full gut rehabilitation to transform the property into seven residential apartments on the upper two stories of approximately 600 square feet each plus first floor commercial space. Avoca Community Betterment is working with a LEED certified architect to implement green features in the building's restoration according to Iowa Green Streets criteria. Handicap accessibility criteria will be adhered to, including a new elevator system. Efforts to maintain the building's historic character are also planned, including the construction of a historically accurate turret to be installed to its original location. The city of Avoca is currently completing a \$2.5 million streetscape and \$1 million façade enhancement project in the downtown area in which the project is located. The grant award will be used to help finance rehabilitation costs only for the upper-story affordable housing space, providing an average per unit subsidy of \$50,000.

Progress of the Work:

Project 60% Complete

Estimated Completion Date of the Project:

November 30, 2011

Total Estimated Cost of the Project:

\$1,150,000

List of All Revenue Sources Being Used to Fund the Project:

I-JOBS Affordable Housing Assistance Grant Fund	\$350,000
Architecture Preservation Grant	\$250,000
City of Avoca Grant	\$100,000
Bank Financing (bonds)	\$450,000
TOTAL SOURCES	\$1,150,000

Amount of Funds Expended:

\$0

Amount of Funds Obligated:

\$350,000

Annual Infrastructure Report – 2010
Iowa Finance Authority
I-JOBS Affordable Housing Assistance Grant Fund

Grantee: Affordable Housing Network, Inc. (AHNI) (IJH-14)
Location: Cedar Rapids
Project: Block by Block

Description of the Work:

Project Type: Owner-occupied

Activity: Acquisition of housing property and rehabilitation to provide affordable housing for Eligible Recipients

Background: Affordable Housing Network, Inc. is awarded a grant to assist in the acquisition and rehabilitation of 30 flood-impacted homes on eight blocks in Cedar Rapids as part of the Block by Block program. The Block by Block program, created through the collaborative efforts of three nonprofit organizations (Affordable Housing Network, Inc., the United Methodist Church, and Matthew 25), proposes a solutions-based approach to identify and assist neighborhoods that want to come back to life after the devastating impact of the 2008 floods. Once an area is identified and a construction plan set, a combination of private donations, public funding, and volunteer labor with paid oversight will rebuild the neighborhoods. The Block by Block redevelopment strategy is designed to create hope and encourage all property owners on the block to either reinvest in their property or arrange for a solution other than abandonment. Target neighborhoods for the program are located on the northwest and southwest sides of Cedar Rapids. Properties to be acquired will be located in the 500-year flood plain in the neighborhood revitalization area, outside the identified construction area and green-way. Homebuyers will be income qualified at or below 80 percent of the area median, with special consideration given to households impacted by the 2008 disasters. Homes will be sold for the pre-flood assessed value with rehabilitation assistance provided through the Affordable Housing Assistance Grant Fund in the form of a five-year nonreceding forgivable loan. Resident meetings will be held weekly during the first month of the program. Block leaders will be selected by residents to coordinate on-going meetings after construction is complete. At least 60 percent of block residents must agree to participate in the program for the area to be eligible for Block by Block assistance. The grant award will be used to help finance construction and related soft costs, providing an average per unit subsidy of \$36,667.

Progress of the Work:

Project 46% Complete

Estimated Completion Date of the Project:

October 31, 2011

Total Estimated Cost of the Project:

\$3,000,000

List of All Revenue Sources Being Used to Fund the Project:

I-JOBS Affordable Housing Assistance Grant Fund	\$1,100,000
John & Dyan Smith	\$1,000,000
Greater Cedar Rapids Community Foundation	\$700,000
United Methodist Church	\$200,000
TOTAL SOURCES	\$3,000,000

Amount of Funds Expended:

\$438,338

Amount of Funds Obligated:

\$1,100,000

Annual Infrastructure Report – 2010
Iowa Finance Authority
I-JOBS Affordable Housing Assistance Grant Fund

Grantee: Iowa Heartland Habitat for Humanity (IJH-15)
Location: Waterloo and Waverly
Project: Iowa Heartland HFA Home Builds

Description of the Work:

Project Type: Owner-occupied

Activity: New construction of affordable housing for Eligible Recipients and Acquisition of housing property and rehabilitation to provide affordable housing for Eligible Recipients

Background:

The Iowa Heartland Habitat for Humanity is awarded a grant to assist in the new construction of four affordable single-family homes in Waterloo and the acquisition and rehabilitation of two additional single-family homes in Waverly. The Waverly homes are located in Heartland Hills, the former military housing site at the old radar base south of the city. Homebuyers will be at or below 60 percent of the area median income. The anticipated sales price for the newly constructed homes is \$78,000 and \$65,000 for the homes to be acquired and rehabilitated. Iowa Heartland Habitat for Humanity will provide a zero percent mortgage with monthly payments set at approximately 25 percent of the homebuyer's gross monthly income. Partner families must contribute at least 300 sweat equity work hours. The grant award will be used to help finance construction and rehabilitation costs providing an average per unit subsidy of \$20,000.

Progress of the Work:

Complete

Estimated Completion Date of the Project:

Project Complete as of 9/30/10 quarterly report

Total Estimated Cost of the Project:

\$440,000

List of All Revenue Sources Being Used to Fund the Project:

I-JOBS Affordable Housing Assistance Grant Fund	\$120,000
Guernsey Grant	\$10,000
EDI funds	\$40,000
HOME funds (City of Waterloo)	\$85,000
John Deere	\$30,000
GMAC	\$25,000
GMAC golf tournament fundraiser	\$10,000
Lowe's	\$5,000
Iowa Heartland HFH certificates of deposit	\$55,000
Waverly Shell Rock United Way	\$2,000
Gifts in Kind - HFHI/other	\$25,000
Soft Wood Lumber grant - HFHI	\$33,000
TOTAL SOURCES	\$440,000

Amount of Funds Expended:

\$120,000

Amount of Funds Obligated:

\$120,000

Annual Infrastructure Report – 2010
Iowa Finance Authority
I-JOBS Affordable Housing Assistance Grant Fund

Grantee: Siouxland Habitat for Humanity (IJH-16)
Location: Sioux City and Onawa
Project: Siouxland Neighborhood Revitalization Commitment 2010

Description of the Work:

Project Type: Owner-occupied

Activity: New construction of affordable housing for Eligible Recipients and Acquisition of housing project and rehabilitation to provide affordable housing for Eligible Recipients

Background: The Siouxland Habitat for Humanity is awarded a grant to assist in the new construction of four affordable single-family homes in Sioux City and one in Onawa plus the acquisition and rehabilitation of six additional single-family homes in Sioux City. The anticipated sales price for the homes is \$76,000 to \$85,000 with expected appraised values ranging from \$100,000 to \$125,000. Siouxland Habitat for Humanity will help prepare homebuyers for responsible homeownership through classes in financial management and being a good neighbor. Partner families must also contribute a minimum of 500 sweat equity work hours. The grant award will be used to help finance construction and rehabilitation costs providing an average per unit subsidy of \$47,775.

Progress of the Work:

Project 30% Complete

Estimated Completion Date of the Project:

November 30, 2011

Total Estimated Cost of the Project:

\$1,123,525

List of All Revenue Sources Being Used to Fund the Project:

I-JOBS Affordable Housing Assistance Grant Fund	\$525,525
Siouxland Habitat for Humanity	\$65,000
Sioux City Neighborhood Stabilization Funds	\$452,000
Wells Fargo Foundation	\$30,000
Lions Club International	\$46,000
Greater Sioux City Board of Realtors	\$5,000
TOTAL SOURCES	\$1,123,525

Amount of Funds Expended:

\$190,047

Amount of Funds Obligated:

\$525,525

Annual Infrastructure Report – 2010
Iowa Finance Authority
I-JOBS Affordable Housing Assistance Grant Fund

Grantee: The Housing Fellowship (IJH-17)
Location: Iowa City
Project: THF '09 Energy Upgrade Rehab

Description of the Work:

Project Type: Rental

Activity: Rehabilitation of existing affordable rental housing units for Eligible Recipients

Background: The Housing Fellowship is awarded a grant to help rehabilitate and make energy efficiency improvements to 21 existing affordable rental housing units at scattered-site locations across 18 properties in Iowa City. The proposed project will assist current tenants by helping to reduce utility costs. Fourteen of the existing tenants are extremely low-income, four are very-low income, and the remaining three are low-income households. The rental properties to be assisted include a mix of two-, three-, and four-bedroom units. First priority will be given to completing improvement needs identified by city of Iowa City housing inspectors; second priority to address needs for insulation, siding, energy efficient windows, furnaces, and air conditioning units; and third priority to remodel kitchens or bathrooms, install energy efficient appliances, and update surfaces as necessary. The grant award will be used to help finance rehabilitation costs providing an average per unit subsidy of \$6,721.

Progress of the Work:

Project 89% Complete

Estimated Completion Date of the Project:

November 30, 2011

Total Estimated Cost of the Project:

\$282,296

List of All Revenue Sources Being Used to Fund the Project:

I-JOBS Affordable Housing Assistance Grant Fund	\$141,148
Housing Trust Fund of Johnson County	\$81,148
Hawkeye Area Community Action Program	\$60,000
TOTAL SOURCES	\$282,296

Amount of Funds Expended:

\$141,148

Amount of Funds Obligated:

\$141,148

Annual Infrastructure Report – 2010
Iowa Finance Authority
I-JOBS Affordable Housing Assistance Grant Fund

Grantee: Fayette County Habitat for Humanity (IJH-20)
Location: West Union
Project: West Union Habitat Build

Description of the Work:

Project Type: Owner-occupied

Activity: New construction of affordable housing for Eligible Recipients

Background: Fayette County Habitat for Humanity is awarded a grant to help construct an affordable single-family home in West Union. The four-bedroom home totaling 1,144 square feet on the main level will be sold to an eligible household at or below 80 percent of the area median income. The partner family will receive financial, home repair, homeownership, and foreclosure prevention education. Habitat for Humanity of Iowa will administer the grant. The grant award will be used to help finance construction, providing an average per unit subsidy of \$50,000.

Progress of the Work:

Project 90% Complete

Estimated Completion Date of the Project:

December 31, 2011

Total Estimated Cost of the Project:

\$106,658

List of All Revenue Sources Being Used to Fund the Project:

I-JOBS Affordable Housing Assistance Grant Fund	\$50,000
Fayette County Community Foundation	\$5,000
Northeast Iowa Charitable Foundation	\$5,000
Individual Donations	\$13,252
Church / Civic Group Donations	\$3,635
Business / Corporate Donations	\$2,284
First National Bank	\$10,000
Fayette County LHFTF	\$10,000
Fayette County HFH Cash on Hand	\$2,897
Donated Lot	\$4,590
TOTAL SOURCES	\$106,658

Amount of Funds Expended:

\$50,000

Amount of Funds Obligated:

\$50,000

Annual Infrastructure Report – 2010
Iowa Finance Authority
I-JOBS Affordable Housing Assistance Grant Fund

Grantee: City of Council Bluffs (IJH-21)
Location: Council Bluffs
Project: Pine Ridge Apartments

Description of the Work:

Project Type: Rental

Activity: Acquisition of housing property and rehabilitation to provide affordable housing for Eligible Recipients

Background: The City of Council Bluffs is awarded a grant to help a local developer acquire and rehabilitate a 96-unit apartment complex located at 32 Dillman Drive in Council Bluffs. The three-story walk-up property, known as Pine Ridge Apartments, includes 32 one-bedroom, 40 two-bedroom, and 24 three-bedroom apartments and is currently not rent-restricted through any affordable housing program. Originally developed in 1975, Pine Ridge Apartments was placed in receivership in August 2007 and eventually foreclosed upon by the lender, First Savings Bank. Seldin Company was assigned as the receiver and has continued to manage the property for the lender. Although Seldin Company gave serious consideration to recommending the property be shut down and existing residents relocated due to its state of disrepair and numerous health and safety issues, Seldin Company worked with the lender and the city of Council Bluffs to determine a scope of work allowing the complex to meet basic building code requirements, with the lender agreeing to finance necessary repairs. Despite its deteriorated condition, Pine Ridge Apartments remains home to 130 tenants with an 85 percent occupancy rate, evidencing its key location near downtown major employers and hospitals. Seldin Company, working with J. Development Company, will be the developer and new owner of the property. The city of Council Bluffs will require a 15-year compliance period with a rent structure based upon Low-Income Housing Tax Credit (LIHTC) program requirements. Pine Ridge Apartments will be required to maintain project rents and tenant income levels at or below the maximum 60 percent LIHTC limits throughout the extended compliance period. Rents must also fall within the local housing authority's payment standard to ensure tenants have access to Section 8 rent subsidy. The city will ensure compliance through file auditing consistent with HOME program administration. The requested grant will be used to help finance rehabilitation of the affordable rental units occupied by income-eligible tenants, providing an average per unit subsidy of \$25,000.

Progress of the Work:

Project 88% Complete

Estimated Completion Date of the Project:

March 31, 2012

Total Estimated Cost of the Project:

\$7,400,000

List of All Revenue Sources Being Used to Fund the Project:

I-JOBS Affordable Housing Assistance Grant Fund	\$2,400,000
Owner Equity	\$778,000
First Mortgage American National Bank	\$3,380,000
Deferred Developer Fee	\$500,000
Enterprise Zone Equity	\$292,000
Sales Tax Incentive Net Equity	\$50,000
TOTAL SOURCES	\$7,400,000

Annual Infrastructure Report – 2010
Iowa Finance Authority
I-JOBS Affordable Housing Assistance Grant Fund

Amount of Funds Expended:
\$2,149,772

Amount of Funds Obligated:
\$2,400,000

Annual Infrastructure Report – 2010
Iowa Finance Authority
I-JOBS Affordable Housing Assistance Grant Fund

Grantee: Scott County Housing Council (IJH-22)
Location: Davenport
Project: Vera French Housing & Neighborhood Housing Service Rehabilitation Projects

Description of the Work:

Project Type: Rental

Activity: Acquisition of housing property and rehabilitation to provide affordable housing for Eligible Recipients and Rehabilitation of existing affordable rental housing units for Eligible Recipients

Background: The Scott County Housing Council is awarded a grant to help two local nonprofit organizations, Vera French Housing Corporation and Neighborhood Housing Services of Davenport, Inc., rehabilitate 47 existing affordable rental housing units and to acquire and rehabilitate an additional 14 rental apartments at nine scattered-site locations in Davenport. All existing tenants are low-income households. The rental properties to be assisted include a mix of efficiency, one-, two-, and three-bedroom units. Vera French Housing Corporation provides housing for persons with chronic mental illness and will rehabilitate rental apartments the agency currently owns and operates. Neighborhood Housing Services will focus on neighborhood revitalization efforts and providing affordable rental housing for low-income individuals and families by acquiring and rehabilitating three properties that have been through foreclosure. The grant award will be used to help finance rehabilitation costs providing an average per unit subsidy of \$2,522.

Progress of the Work:

Project 63% Complete

Estimated Completion Date of the Project:

December 31, 2011

Total Estimated Cost of the Project:

\$623,700

List of All Revenue Sources Being Used to Fund the Project:

I-JOBS Affordable Housing Assistance Grant Fund	\$153,838
Scott County Regional Authority grant to Vera French	\$7,500
Scott County Housing Council grant to Vera French	\$12,565
Vera French replacement fund	\$5,060
Scott County Housing Council loan to NHS of Davenport	\$98,737
Illinois Facilities Fund loan to NHS	\$176,000
City of Davenport grant to NHS	\$75,000
City of Davenport grant to NHS	\$65,000
Scott County Housing Council grant to NHS of Davenport	\$30,000
TOTAL SOURCES	\$623,700

Amount of Funds Expended:

\$47,187

Amount of Funds Obligated:

\$153,838

Annual Infrastructure Report – 2010
Iowa Finance Authority
I-JOBS Affordable Housing Assistance Grant Fund

Grantee: Northeast Iowa Community Action Corporation (NEICAC) (IJH-23)
Location: Tripoli, Garnavillo, and Oelwein
Project: Rent to Own Homes Phase IV

Description of the Work:

Project Type: Rental

Activity: New construction of affordable housing for Eligible Recipients

Background: The Northeast Iowa Community Action Corporation is awarded a \$150,000 grant to assist in the construction of three single-family homes to be located in Tripoli, Garnavillo, and Oelwein as part of the nonprofit's Rent to Own Program. In the proposed lease-purchase project, homes will be built using green-building criteria and rented to eligible households at or below 60 percent of the area median income. Participating households will prepare for homeownership with the benefit of counseling received from NEICAC's NeighborWorks America certified homebuyer educator. Families are expected to be ready for home purchase within one to three years. This project represents the fourth phase of NEICAC's successful Rent to Own Program, with a total of nine previous homes completed in phases one and two. Five of those nine homes have been sold to program participants so far. Construction of three additional homes in phase three will be complete in June 2010. The grant award will be used to help finance construction costs, providing an average per unit subsidy of \$50,000.

Progress of the Work:

Project 37% Complete

Estimated Completion Date of the Project:

April 30, 2012

Total Estimated Cost of the Project:

\$500,500

List of All Revenue Sources Being Used to Fund the Project:

I-JOBS Affordable Housing Assistance Grant Fund	\$150,000
IDED Housing Fund (HOME)	\$200,000
IFA SHTF Project-Based Housing Program	\$25,000
INRHC LHTF	\$30,000
Tripoli Community Club	\$5,000
City of Garnavillo	\$5,050
City of Oelwein	\$11,999
NEIRHTF	\$20,000
NEICAC	\$13,451
HAC Green Fund	\$15,000
NEICAC Local Housing Fund	\$20,000
NEICAC general administration	\$5,000
TOTAL SOURCES	\$500,500

Amount of Funds Expended:

\$0

Amount of Funds Obligated:

\$150,000

Annual Infrastructure Report – 2010
Iowa Finance Authority
I-JOBS Affordable Housing Assistance Grant Fund

Grantee: City of Dubuque (IJH-26)
Location: Dubuque
Project: Historic Washington RowHouses

Description of the Work:

Project Type: Owner-occupied

Activity: Acquisition of housing property and rehabilitation to provide affordable housing for Eligible Recipients

Background: The city of Dubuque is awarded a grant to assist in the acquisition and rehabilitation of six historic connected row-house apartments that will be resold to low-income homebuyers. Undertaking this project as part of its Washington Neighborhood Revitalization Plan, the city will issue a request for proposals to select a developer for the project. The two-story, two-bedroom units will each total approximately 1,600 square feet and are expected to have an \$80,000 sales price. Students from the Housing Education and Rehabilitation Training (HEART) Program will help with the rehabilitation work. The city of Dubuque will offer an attractive financing package as well as a ten-year property tax abatement to help attract homebuyers to the project. The requested grant will be used to help finance rehabilitation costs, providing an average per unit subsidy of \$40,000.

Progress of the Work:

Project 15% Complete

Estimated Completion Date of the Project:

March 31, 2012

Total Estimated Cost of the Project:

\$646,000

List of All Revenue Sources Being Used to Fund the Project:

I-JOBS Affordable Housing Assistance Grant Fund	\$240,000
City General Fund Acquisition	\$74,000
Dubuque Bank & Trust CDC	\$124,000
City CDBG	\$150,000
OurHome or Private Lender Loan	\$58,000
TOTAL SOURCES	\$646,000

Amount of Funds Expended:

\$35,390

Amount of Funds Obligated:

\$240,000

Annual Infrastructure Report – 2010
Iowa Finance Authority
I-JOBS Affordable Housing Assistance Grant Fund

Grantee: Polk County Housing Trust Fund (IJH-27)
Location: Des Moines
Project: Unity Place

Description of the Work:

Project Type: Rental

Activity: Acquisition of housing property and rehabilitation to provide affordable housing for Eligible Recipients

Background: The Polk County Housing Trust Fund is awarded a grant to assist in the acquisition and rehabilitation of a housing property located in Des Moines. The project will be known as Unity Place. In late January 2010, the YWCA of Greater Des Moines announced the nonprofit agency was ending its residential program providing transitional housing for single women and women with children by the end of February. In response, the Polk County Housing Continuum partnered with the Polk County Housing Trust Fund, Prairie Meadows, and the United Way of Central Iowa to seek an immediate remedy and assure safe, affordable transitional housing for displaced YWCA residents. Of the 53 women and children being displaced from the YWCA’s residential program, 28 women and seven children have not found appropriate alternative housing to date, putting them at risk of becoming homeless.

A vacant property owned by Mainstream Living, Inc. was quickly identified as an alternative housing option. The property was formerly used to provide community-based housing for persons with disabilities and includes 15 shared apartment-style units, each with two bedrooms, two bathrooms, and shared kitchenette and living room space in the middle. The units can house two single women or a single mother and her children. Mainstream Living has agreed to lease the property to Primary Health Care, which will provide case management services to tenants. Complete wrap-around supportive services will be made available to tenants through various local agencies partnering in this effort. Conlin Properties, Inc. will donate property management services for the first year of operations. In exchange, Unity Place will provide an on-site housing unit at no charge for the property manager.

Since timing on this project is critical, as tenants must be relocated from the YWCA to their new homes at Unity Place by the end of this week, rehabilitation work has already begun. As a result of this broad-based community effort, the opening of Unity Place will prevent the remaining residents of the YWCA’s residential program from becoming homeless, providing them with safe, secure, affordable housing with access to necessary supports and services. The requested grant will be used to help finance rehabilitation costs for the 14 affordable rental units for tenants, providing an average per unit subsidy of \$14,272.

Progress of the Work:

Complete

Estimated Completion Date of the Project:

Project Complete as of 9/30/10 quarterly report

Total Estimated Cost of the Project:

\$399,611

List of All Revenue Sources Being Used to Fund the Project:

I-JOBS Affordable Housing Assistance Grant Fund	\$199,805
Polk County Board of Supervisors	\$50,000
Prairie Meadows Racetrack and Casino	\$50,000
Des Moines Radio Group	\$50,000
Polk County HTF - gift certificate	\$5,000

Annual Infrastructure Report – 2010
Iowa Finance Authority
I-JOBS Affordable Housing Assistance Grant Fund

Iowa Prison Industries - in-kind furniture	\$24,494
Vendor Discounts	\$1,890
Polk County HTF - cash	\$18,422
TOTAL SOURCES	\$399,611

Amount of Funds Expended:
\$199,805

Amount of Funds Obligated:
\$199,805

Annual Infrastructure Report – 2010
Iowa Finance Authority
I-JOBS Affordable Housing Assistance Grant Fund

Grantee: Habitat for Humanity of Marion County, Inc. (IJH-28)
Location: Knoxville and Pella
Project: Knoxville / Pella Habitat Build

Description of the Work:

Project Type: Owner-occupied

Activity: New construction of affordable housing for Eligible Recipients

Background: Habitat for Humanity of Marion County is awarded a grant to assist in the construction of four affordable single-family homes. Three homes will be built in Knoxville on lots donated by the city, which will acquire and demolish foreclosed, abandoned, or substandard properties through a Neighborhood Stabilization Program grant with the goal of stabilizing neighborhoods currently in decline and creating quality affordable housing opportunities. The remaining home will be constructed in Pella. The homes will be sold to eligible households at or below 80 percent of the area median income. The partner families will receive financial, home repair, homeownership, and foreclosure prevention education. Habitat for Humanity of Iowa will administer the grant. The requested grant will be used to help finance construction costs, providing an average per unit subsidy of \$50,000.

Progress of the Work:

Project 75% Complete

Estimated Completion Date of the Project:

April 30, 2012

Total Estimated Cost of the Project:

\$400,000

List of All Revenue Sources Being Used to Fund the Project:

I-JOBS Affordable Housing Assistance Grant Fund	\$200,000
Marion County State Bank	\$3,500
IDED Housing Fund (HOME)	\$71,998
Home Depot (HFHI PSB Program)	\$3,000
Softwood Lumber Grant	\$28,000
Pella Rolscreen Foundation	\$8,000
HELP Loan	\$45,502
City of Knoxville NSP	\$40,000
TOTAL SOURCES	\$400,000

Amount of Funds Expended:

\$132,456

Amount of Funds Obligated:

\$200,000

Annual Infrastructure Report – 2010
Iowa Finance Authority
I-JOBS Affordable Housing Assistance Grant Fund

Grantee: Kalona Valley Apartments, Inc. (IJH-29)
Location: Kalona
Project: Kalona Valley Apartments

Description of the Work:

Project Type: Rental

Activity: New construction of affordable housing for Eligible Recipients

Background: Kalona Valley Apartments, Inc. is awarded a grant to assist in the construction of five affordable rental housing units for the elderly and persons with disabilities in Kalona. The property currently includes a total of 43 apartments, including 41 one-bedroom and two two-bedroom units, constructed under the USDA Rural Development Section 515 program. Nineteen apartments were constructed in 1978, with the additional 24 units built in 1990. The project has maintained a waiting list for occupancy since its first day of operation. Currently, 25 prospective tenants are on the waiting list, with 13 of those households seeking a two-bedroom apartment. All five new apartments will be two-bedroom units with handicapped accessible features. At least one unit will be fully handicapped accessible. Rental assistance for the new units will be available through USDA Rural Development. Tenants will be limited to 80 percent of the area median income but are anticipated to have annual incomes at or below 50 percent of the area median. The requested grant will be used to help finance construction costs, providing an average per unit subsidy of \$30,000.

Progress of the Work:

Project 67% Complete

Estimated Completion Date of the Project:

April 30, 2012

Total Estimated Cost of the Project:

\$505,000

List of All Revenue Sources Being Used to Fund the Project:

I-JOBS Affordable Housing Assistance Grant Fund	\$150,000
USDA Rural Development Loan	\$220,000
City of Kalona	\$135,000
TOTAL SOURCES	\$505,000

Amount of Funds Expended:

\$0

Amount of Funds Obligated:

\$150,000

Annual Infrastructure Report – 2010
Iowa Finance Authority
I-JOBS Affordable Housing Assistance Grant Fund

Grantee: City of Davenport (IJH-30)
Location: Davenport
Project: City of Davenport Urban Homestead Program

Description of the Work:

Project Type: Owner-occupied

Activity: Acquisition of housing property and rehabilitation to provide affordable housing for Eligible Recipients

Background: The city of Davenport is awarded a grant to assist in the acquisition and rehabilitation of ten vacant, blighted single-family homes that will be resold to low-income homebuyers after rehabilitation. The homebuyer may obtain a first mortgage through a private lender or utilize the city's Urban Homestead program, which offers income-qualified households low-interest, no down payment / closing cost mortgage financing. The average sales price of homes sold through the Urban Homestead program in recent years is \$73,300 with monthly mortgage payments ranging from \$415 to \$500 inclusive of principle, interest, taxes, and insurance. The requested grant will be used to help finance rehabilitation costs, providing an average per unit subsidy of \$34,972.

Progress of the Work:

Project 60% Complete

Estimated Completion Date of the Project:

April 30, 2012

Total Estimated Cost of the Project:

\$777,764

List of All Revenue Sources Being Used to Fund the Project:

I-JOBS Affordable Housing Assistance Grant Fund	\$349,722
Neighborhood Stabilization Program I	\$388,882
HOME	\$39,160
TOTAL SOURCES	\$777,764

Amount of Funds Expended:

\$214,423

Amount of Funds Obligated:

\$349,722

Annual Infrastructure Report – 2010
Iowa Finance Authority
I-JOBS Affordable Housing Assistance Grant Fund

Grantee: City of Woodbine (IJH-31)
Location: Woodbine
Project: 505 Walker

Description of the Work:
Project Type: Rental

Activity: Adaptive Reuse to create new affordable housing for Eligible Recipients

Background: The city of Woodbine is awarded a grant to assist in the adaptive reuse of a vacant two-story historic downtown property to provide two two-bedroom affordable rental units in Woodbine. The property was originally constructed in 1907 as a furniture and funeral parlor. The proposed project will transform the property into two 1,000 square feet residential apartments on the upper-story plus first floor commercial space. The Woodbine Community Betterment and Development Corporation (WCBDC) will serve as the lead project administrator and a member of the ownership entity for the project. The WCBDC has successfully completed a similar project at 410 Walker, which created four two-bedroom upper-story apartments. The Iowa Department of Economic Development has designated the city of Woodbine as both a Main Street Iowa and a Pilot Green Community. The historic renovation of 505 Walker will meet or exceed ENERGY STAR standards and will implement Iowa Green Streets Criteria to the greatest extent possible. The grant award will be used to help finance rehabilitation costs only for the second-floor affordable housing space, providing an average per unit subsidy of \$50,000.

Progress of the Work:
 Complete

Estimated Completion Date of the Project:
 Project Complete as of 12/31/10 quarterly report

Total Estimated Cost of the Project:
 \$505,000

List of All Revenue Sources Being Used to Fund the Project:

IJOBS Affordable Housing Assistance Grant Fund	\$100,000
Federal Historic Tax Credits	\$100,000
State Historic Tax Credits	\$125,000
Grayfield Tax Credits	\$40,000
Woodbine Façade Master Plan (IDED CDBG)	\$25,000
State Housing Trust Fund Project-Based Program	\$50,000
Woodbine Tax Increment Financing	\$33,000
Farmer's Trust and Savings Bank	\$25,000
Enterprise Zone Credits	\$7,000
TOTAL SOURCES	\$505,000

Amount of Funds Expended:
 \$0 (to be disbursed in January 2011)

Amount of Funds Obligated:
 \$100,000

Annual Infrastructure Report – 2010
Iowa Finance Authority
I-JOBS Affordable Housing Assistance Grant Fund

Grantee: Sioux Falls Environmental Access, Inc. (IJH-35)
Location: Akron
Project: Ridgewood Apartments

Description of the Work:
Project Type: Rental

Activity: Rehabilitation of existing affordable housing units for Eligible Recipients

Background: Sioux Falls Environmental Access, Inc. (SFEA) is awarded a grant to rehabilitate an existing 36-unit affordable one-bedroom rental apartment complex for the elderly and persons with disabilities in Akron. The three-story elevator property, known as Ridgewood Apartments, was constructed in 1977 and has a project-based Section 8 housing assistance payment contract in place. The Section 8 contract will expire in October 2013, but SFEA plans to apply for renewal. Weinberg Investment, Inc. will be the project developer, and Crane and Fowler Investments, LLC will serve as the project consultant. Rehabilitation of the property will be completed using Iowa Green Streets Criteria. The grant will be used to help finance rehabilitation of the affordable rental units, providing an average per unit subsidy of \$20,139.

Progress of the Work:
 Project 18% Complete

Estimated Completion Date of the Project:
 May 31, 2012

Total Estimated Cost of the Project:
 \$1,473,786

List of All Revenue Sources Being Used to Fund the Project:

IJOBS Affordable Housing Assistance Grant Fund	\$725,000
HUD Grant	\$347,486
First Mortgage	\$396,300
General Partner	\$5,000
TOTAL SOURCES	\$1,473,786

Amount of Funds Expended:
 \$0

Amount of Funds Obligated:
 \$725,000

Annual Infrastructure Report – 2010
Iowa Finance Authority
I-JOBS Affordable Housing Assistance Grant Fund

Grantee: Sioux Falls Environmental Access, Inc. (IJH-36)
Location: Holstein
Project: Somerset Apartments

Description of the Work:

Project Type: Rental

Activity: Rehabilitation of existing affordable housing units for Eligible Recipients

Background: Sioux Falls Environmental Access, Inc. (SFEA) is awarded a grant to rehabilitate an existing 24-unit affordable one-bedroom rental apartment complex for the elderly and persons with disabilities in Holstein. The three-story elevator property, known as Somerset Apartments, was constructed in 1979 and has a project-based Section 8 housing assistance payment contract in place. The Section 8 contract will expire in December 2013, but SFEA plans to apply for renewal. Somerset Apartments currently partners with Ida County Services to offer community-based housing options for the county’s clients, targeting non-elderly persons with disabilities. Weinberg Investment, Inc. will be the project developer, and Crane and Fowler Investments, LLC will serve as the project consultant. Rehabilitation of the property will be completed using Iowa Green Streets Criteria. The grant will be used to help finance rehabilitation of the affordable rental units, providing an average per unit subsidy of \$16,375.

Progress of the Work:

Project 17% Complete

Estimated Completion Date of the Project:

May 31, 2012

Total Estimated Cost of the Project:

\$952,881

List of All Revenue Sources Being Used to Fund the Project:

IJOBS Affordable Housing Assistance Grant Fund	\$393,000
HUD Grant	\$246,986
First Mortgage	\$269,895
General Partner	\$5,000
MidAmerican Energy Rebate	\$38,000
TOTAL SOURCES	\$952,881

Amount of Funds Expended:

\$0

Amount of Funds Obligated:

\$393,000

Annual Infrastructure Report – 2010
Iowa Finance Authority
I-JOBS Affordable Housing Assistance Grant Fund

Grantee: Sioux Falls Environmental Access, Inc. (IJH-37)
Location: Woodbine
Project: Woodland Apartments

Description of the Work:

Project Type: Rental

Activity: Rehabilitation of existing affordable housing units for Eligible Recipients

Background: Sioux Falls Environmental Access, Inc. (SFEA) is awarded a grant to rehabilitate an existing 48-unit affordable one-bedroom rental apartment complex for the elderly and persons with disabilities in Woodbine. The three-story elevator property, known as Woodland Apartments, was constructed in 1979 and has a project-based Section 8 housing assistance payment contract in place. The Section 8 contract will expire in January 2011, but SFEA plans to apply for renewal. Weinberg Investment, Inc. will be the project developer, and Crane and Fowler Investments, LLC will serve as the project consultant. Rehabilitation of the property will be completed using Iowa Green Streets Criteria. The grant will be used to help finance rehabilitation of the affordable rental units, providing an average per unit subsidy of \$17,248.

Progress of the Work:

Project 28% Complete

Estimated Completion Date of the Project:

May 31, 2012

Total Estimated Cost of the Project:

\$1,778,799

List of All Revenue Sources Being Used to Fund the Project:

IJOBS Affordable Housing Assistance Grant Fund	\$827,900
HUD Grant	\$487,399
First Mortgage	\$400,000
General Partner	\$5,000
Enterprise Zone Credit	\$58,500
TOTAL SOURCES	\$1,778,799

Amount of Funds Expended:

\$0

Amount of Funds Obligated:

\$827,900

Annual Infrastructure Report – 2010
Iowa Finance Authority
I-JOBS Affordable Housing Assistance Grant Fund

Grantee: Cedar Valley Habitat for Humanity (IJH-39)
Location: Cedar Rapids
Project: Cedar Rapids Habitat Blitz Build

Description of the Work:

Project Type: Owner-occupied

Activity: New construction of affordable housing for Eligible Recipients

Background: Cedar Valley Habitat for Humanity is awarded a grant to assist in the construction of 13 affordable single-family homes in the Knollwood Park Addition to Cedar Rapids as part of its June 2010 blitz build. The blitz build is part of Cedar Valley Habitat for Humanity’s three-year plan to help revitalize Cedar Rapids neighborhoods impacted by the floods of 2008. In this second year of the plan, Habitat plans to build 13 new homes, in which the requested grant will be utilized, and rehabilitate or repair an additional 10 to 20 homes. All homes will be sold to eligible households at or below 80 percent of the area median income, although the vast majority of the homes will be sold to very low-income families. The partner families will receive financial, home repair, homeownership, and foreclosure prevention education. Habitat for Humanity of Iowa will administer the grant. The grant will be used to help finance construction costs, providing an average per unit subsidy of \$49,262.

Progress of the Work:

Project 99% Complete

Estimated Completion Date of the Project:

December 31, 2011

Total Estimated Cost of the Project:

\$1,720,250

List of All Revenue Sources Being Used to Fund the Project:

IJOBS Affordable Housing Assistance Grant Fund	\$640,409
Cedar Rapids Construction Program / IDED CDBG	\$200,000
The McIntyre Foundation	\$40,000
Softwood Lumber Program (HFHI)	\$154,871
ITC 2008 Fund / Cedar Rapids Community Found.	\$125,000
Federal Home Loan Bank of Des Moines	\$80,000
IFA HELP Loan	\$270,232
Whirlpool (HFHI gifts-in-kind program)	\$14,274
Cedar Valley Habitat for Humanity cash	\$185,873
Housing Fund for Linn County	\$9,591
TOTAL SOURCES	\$1,720,250

Amount of Funds Expended:

\$640,409

Amount of Funds Obligated:

\$640,409

Annual Infrastructure Report – 2010
Iowa Finance Authority
I-JOBS Water Quality Assistance Program

Grantee: City of Davenport – West Side Diversion Tunnel
Location: Davenport
Project Type: Wastewater

Description of the Work:

West Side Diversion Tunnel will connect Duck Creek sanitary sewers to the River Front interceptor, replace some existing sewers that are failing and improve water quality. This is a multi-year project being done in 3 phases estimated to cost approximately \$56 million.

Progress of the Work:

Under construction

Estimated Completion Date of the Project:

September, 2012

Total Estimated Cost of the Project:

\$51,000,000

List of All Revenue Sources Being Used to Fund the Project:

I-JOBS FUNDS	\$ 9,500,000
Current SRF Loan	\$10,500,000
Future SRF loans	\$31,000,000

Amount of Funds Expended

\$2,288,945

Amount of Funds Obligated

\$9,500,000

Annual Infrastructure Report – 2010
Iowa Finance Authority
I-JOBS Water Quality Assistance Program

Grantee: City of Clinton
Location: Clinton
Project Type: Wastewater

Description of the Work:

Construction of new wastewater treatment plant, pump station and pipe

Progress of the Work:

Under construction

Estimated Completion Date of the Project:

August, 2012

Total Estimated Cost of the Project:

\$50,000,000

List of All Revenue Sources Being Used to Fund the Project:

I-JOBS FUNDS	\$ 2,500,000
SRF Loan	\$46,660,000

Amount of Funds Expended

\$2,351,100

Amount of Funds Obligated

\$2,500,000

Annual Infrastructure Report – 2010
Iowa Finance Authority
I-JOBS Water Quality Assistance Program

Grantee: Sioux City Southbridge Regional Water Treatment Plant

Location: Sioux City

Project Type: Drinking Water

Description of the Work:

Construction of a new drinking water treatment plant and collector well.

Progress of the Work:

Under construction

Estimated Completion Date of the Project:

December, 2011

Total Estimated Cost of the Project:

\$33,086,500

List of All Revenue Sources Being Used to Fund the Project:

I-JOBS FUNDS	\$ 8,000,000
SRF Loan	\$20,140,000
Other	\$ 4,946,500

Amount of Funds Expended

\$769,361

Amount of Funds Obligated

\$8,000,000

Annual Infrastructure Report – 2010
Iowa Finance Authority
I-JOBS Water Quality Assistance Program

Grantee: City of Albert City (WQ-SC-006)

Location: Albert City

Project: Drinking Water

Description of the Work:

This project will include replacing controls with a new control system which will meet current technology standards. It will also replace high service pumps to match treatment capacity, construct new well to replace the existing non-producing well, add ventilation to keep corrosion to a minimum and add a new backup generator.

Progress of the Work:

Under construction

Estimated Completion Date of the Project:

January 2012

Total Estimated Cost of the Project:

\$210,879.00

List of All Revenue Sources Being Used to Fund the Project:

I-JOBS FUNDS	\$65,000.00
SRF Loan	\$309,000.00

Amount of Funds Expended

\$0

Amount of Funds Obligated

\$65,000.00

Annual Infrastructure Report – 2010
Iowa Finance Authority
I-JOBS Water Quality Assistance Program

Grantee: City of Alburnett (WQ-SC-008)
Location: Alburnett
Project: Drinking Water

Description of the Work:

This project included constructing a new Silurian well, disinfection equipment and improvements to the current distribution system.

Progress of the Work:

Under Construction

Estimated Completion Date of the Project:

August 2011

Total Estimated Cost of the Project:

\$1,264,519.00

List of All Revenue Sources Being Used to Fund the Project:

I-JOBS FUNDS	\$260,000.00
SRF Loan	\$1,331,000

Amount of Funds Expended

\$260,000.00

Amount of Funds Obligated

\$260,000.00

Annual Infrastructure Report – 2010
Iowa Finance Authority
I-JOBS Water Quality Assistance Program

Grantee: City of Alexander (WQ-SC-010)
Location: Alexander
Project: Wastewater

Description of the Work:

The city of Alexander is an unsewered community with no sewer utility fund. This project will involve constructing a new low pressure sewer collection system within the city that will ultimately discharge to a new controlled discharge lagoon.

Progress of the Work:

Currently working through DNR permit process

Estimated Completion Date of the Project:

TBD

Total Estimated Cost of the Project:

\$1,409,000

List of All Revenue Sources Being Used to Fund the Project:

I-JOBS FUNDS	\$425,000.00
SRF Loan	\$1,306,000.00

Amount of Funds Expended

\$0

Amount of Funds Obligated

\$425,000

Annual Infrastructure Report – 2010
Iowa Finance Authority
I-JOBS Water Quality Assistance Program

Grantee: City of Algona (WQ-SC-011)
Location: Algona
Project: Wastewater

Description of the Work:

This project will replace existing equipment such as: raw sewage pumps and valves, first stage trickling filter distribution arms and influent piping, primary clarifier, intermediate clarifier, and final clarifiers, secondary trickling filter mechanism, and heat exchanger. New treatment units would be installed including adding of an intermediate clarifier and UV disinfection. Modifications will also be made such as: re-coating the parshall flume channel, primary clarifier #1 launders and walls and switching the order of the tea grit removal units. This project will also include improvements to the administration building and electrical/control updates to two pump stations.

Progress of the Work:
 Under construction

Estimated Completion Date of the Project:
 June 2010

Total Estimated Cost of the Project:
 \$2,868,447.00

List of All Revenue Sources Being Used to Fund the Project:

I-JOBS FUNDS	\$670,000.00
SRF Loan	\$2,151,000

Amount of Funds Expended
 \$102,558.00

Amount of Funds Obligated
 \$670,000.00

Annual Infrastructure Report – 2010
Iowa Finance Authority
I-JOBS Water Quality Assistance Program

Grantee: City of Anamosa (WQ-SC-013)
Location: Anamosa
Project: Drinking Water

Description of the Work:

This project will include constructing a new well with a pump house, electrical and control equipment, raw water main to the existing treatment plant, and finished water main from the water plant to the existing stub west of the commercial park at the tributary to Fawn Creek.

Progress of the Work:

Under construction

Estimated Completion Date of the Project:

July 2011

Total Estimated Cost of the Project:

\$1,623,800.00

List of All Revenue Sources Being Used to Fund the Project:

I-JOBS FUNDS	\$490,000.00
SRF Loan	\$1,138,810.00

Amount of Funds Expended

\$0

Amount of Funds Obligated

\$490,000.00

Annual Infrastructure Report – 2010
Iowa Finance Authority
I-JOBS Water Quality Assistance Program

Grantee: City of Arnolds Park (WQ-SC-011)

Location: Arnolds Park

Project: Drinking Water

Description of the Work:

This project will make improvements and necessary upgrades to the water treatment plant. Portions of the system that are in need of replacement or rehabilitation are the clearwell cover and the roof of the existing treatment plant. A new membrane filtration system in the location of the existing filter basins will be installed, new flocculation basins will be constructed and a chemical feed expansion will be constructed. Also there will be improvements made to the security, monitoring and plant electrical system.

Progress of the Work:

Under construction

Estimated Completion Date of the Project:

April 2011

Total Estimated Cost of the Project:

\$4,300,524.00

List of All Revenue Sources Being Used to Fund the Project:

I-JOBS FUNDS	\$1,450,000.00
SRF Loan	\$2,950,000.00

Amount of Funds Expended

\$0

Amount of Funds Obligated

\$1,450,000.00

Annual Infrastructure Report – 2010
Iowa Finance Authority
I-JOBS Water Quality Assistance Program

Grantee: City of Atlantic (WQ-SC-018)

Location: Atlantic

Project: Wastewater

Description of the Work:

This project involves construction of new preliminary treatment facilities consisting of mechanical screening, screening washing, grit removal, grit washing and dewatering, new raw waste pump station, flow equalization pond, SBR activated sludge treatment facility, UV disinfection facility, sludge holding tank, reed bed sludge stabilization, dewatering and holding beds. The administrative facilities and laboratory space will also be expanded and remodeled.

Progress of the Work:

Currently working through DNR permit process

Estimated Completion Date of the Project:

TBD

Total Estimated Cost of the Project:

\$14,826,000

List of All Revenue Sources Being Used to Fund the Project:

I-JOBS FUNDS	\$2,000,000.00
SRF Loan	\$10,835,000.00

Amount of Funds Expended

\$0

Amount of Funds Obligated

\$2,000,000.00

Annual Infrastructure Report – 2010
Iowa Finance Authority
I-JOBS Water Quality Assistance Program

Grantee: City of Belmond (WQ-SC-020)
Location: Belmond
Project: Drinking Water

Description of the Work:

This project consists of the replacement of two existing well and lime softening treatment facilities. It will include two new deep wells with submersible pumps, lime softening treatment facility, ground storage tank and piping to existing distribution system.

Progress of the Work:

Under construction

Estimated Completion Date of the Project:

December 2011

Total Estimated Cost of the Project:

\$7,601,260.00

List of All Revenue Sources Being Used to Fund the Project:

I-JOBS FUNDS	\$1,785,000.00
SRF Loan	\$7,496,000.00

Amount of Funds Expended

\$1,785,000.00

Amount of Funds Obligated

\$1,785,000.00

Annual Infrastructure Report – 2010
Iowa Finance Authority
I-JOBS Water Quality Assistance Program

Grantee: City of Brandon
Location: Brandon, IA
Project: Wastewater

Description of the Work:

The project will construct an updated Waste Water Treatment Facility which will consist of converting the existing aerated lagoon to a 3-cell controlled discharge lagoon, replacing the existing lift station, and add standby power at the lift station.

Progress of the Work:

Currently working through DNR permit process

Estimated Completion Date of the Project:

TBD

Total Estimated Cost of the Project:

\$2,111,114

List of All Revenue Sources Being Used to Fund the Project:

I-JOBS FUNDS	\$335,000
SRF Loan	\$495,000

Amount of Funds Expended

\$0

Amount of Funds Obligated

\$335,000

Annual Infrastructure Report – 2010
Iowa Finance Authority
I-JOBS Water Quality Assistance Program

Grantee: City of Brighton (WQ-SC-026)
Location: Brighton
Project: Wastewater

Description of the Work:

This project includes the upgrade of the waste water treatment system and replacement of five city blocks of sewer lines. The current lagoon will be converted to a controlled discharge lagoon.

Progress of the Work:

Currently working through DNR permit process

Estimated Completion Date of the Project:

TBD

Total Estimated Cost of the Project:

\$716,000.00

List of All Revenue Sources Being Used to Fund the Project:

I-JOBS FUNDS	\$205,000.00
SRF Loan	\$2,995,000.00

Amount of Funds Expended

\$0

Amount of Funds Obligated

\$205,000.00

Annual Infrastructure Report – 2010
Iowa Finance Authority
I-JOBS Water Quality Assistance Program

Grantee: City of Carson (WQ-SC-031)
Location: Carson
Project: Wastewater

Description of the Work:

The project is to construct an ultraviolet (UV) disinfection system at the existing water treatment facility.

Progress of the Work:

Currently working through DNR permit process

Estimated Completion Date of the Project:

TBD

Total Estimated Cost of the Project:

\$666,955.00

List of All Revenue Sources Being Used to Fund the Project:

I-JOBS FUNDS	\$170,000.00
SRF Loan	\$201,000.00

Amount of Funds Expended

\$0

Amount of Funds Obligated

\$170,000.00

Annual Infrastructure Report – 2010
Iowa Finance Authority
I-JOBS Water Quality Assistance Program

Grantee: City of Castalia (WQ-SC-032)
Location: Castalia
Project: Drinking Water

Description of the Work:

The project will increase pressure control by replacing aging water mains.

Progress of the Work:

Currently working through DNR permit process

Estimated Completion Date of the Project:

TBD

Total Estimated Cost of the Project:

\$

List of All Revenue Sources Being Used to Fund the Project:

I-JOBS FUNDS	\$ 30,000.00
SRF Loan	\$ 84,000.00

Amount of Funds Expended

\$0

Amount of Funds Obligated

\$30,000.00

Annual Infrastructure Report – 2010
Iowa Finance Authority
I-JOBS Water Quality Assistance Program

Grantee: City of Center Point (WQ-SC-034)
Location: Center Point
Project: Wastewater

Description of the Work:

This project will consist of constructing a new wastewater treatment lift station with three pumps and controls, including a flow meter and alarm. This will meet the peak capacity needs of the station and treatment plant and will replace an old failing lift station.

Progress of the Work:

Under construction

Estimated Completion Date of the Project:

May 2011

Total Estimated Cost of the Project:

\$343,300.00

List of All Revenue Sources Being Used to Fund the Project:

I-JOBS FUNDS	\$95,000.00
SRF Loan	\$250,000.00

Amount of Funds Expended

\$0

Amount of Funds Obligated

\$95,000.00

Annual Infrastructure Report – 2010
Iowa Finance Authority
I-JOBS Water Quality Assistance Program

Grantee: City of Centerville (WQ-SC-035)
Location: Centerville
Project: Wastewater

Description of the Work:

The project consists of upgrades to the East waste water treatment facility. This will include the replacement of the floating cover and mixer on the primary digester, replacing buried sludge and supernatant piping, centrifugal pumps will be replaced with new positive displacement pumps, a new sludge heater/heat exchanger and automatic waste gas burner and a new building to hold equipment.

Progress of the Work:

Currently working through DNR permit process

Estimated Completion Date of the Project:

TBD

Total Estimated Cost of the Project:

\$1,256,500.00

List of All Revenue Sources Being Used to Fund the Project:

I-JOBS FUNDS	\$420,000.00
SRF Loan	\$829,000.00

Amount of Funds Expended

\$0

Amount of Funds Obligated

\$420,000.00

Annual Infrastructure Report – 2010
Iowa Finance Authority
I-JOBS Water Quality Assistance Program

Grantee: City of Charles City (WQ-SC-038)
Location: Charles City
Project: Wastewater

Description of the Work:

This project involves installation of a three-bank ultraviolet disinfection system into a new concrete channel, modification of plant piping and new flow meter, and modification of clarifiers 1 and 2 to raise operating levels.

Progress of the Work:

Currently working through DNR permit process

Estimated Completion Date of the Project:

TBD

Total Estimated Cost of the Project:

\$2,854,120.00

List of All Revenue Sources Being Used to Fund the Project:

I-JOBS FUNDS	\$620,000.00
SRF Loan	\$2,220,000.00

Amount of Funds Expended

\$0

Amount of Funds Obligated

\$620,000.00

Annual Infrastructure Report – 2010
Iowa Finance Authority
I-JOBS Water Quality Assistance Program

Grantee: City of Cherokee (WQ-SC-039)
Location: Cherokee
Project: Wastewater

Description of the Work:

This project consists of rehabilitation to the South Lift Station and the Beech St. Lift Station. The South Lift Station will include: renovating the existing station, use the existing concrete wet well structure, install new cover, new pumps, new valves, new controls, a new alarm and install 60 feet of gravity main. The Beech Street Lift Station will include installing a single shaft grinder.

Progress of the Work:

Under construction

Estimated Completion Date of the Project:

June 2011

Total Estimated Cost of the Project:

\$255,280.00

List of All Revenue Sources Being Used to Fund the Project:

I-JOBS FUNDS	\$75,000.00
SRF Loan	\$165,000.00

Amount of Funds Expended

\$0

Amount of Funds Obligated

\$75,000.00

Annual Infrastructure Report – 2010
Iowa Finance Authority
I-JOBS Water Quality Assistance Program

Grantee: City of Cincinnati (WQ-SC-040)
Location: Cincinnati
Project: Wastewater

Description of the Work:

This project consists of replacing the pumping station and force main on Garfield St. as well as rehabilitation of sanitary sewer pipe that would clean, smoke test, televise and make necessary point repairs on approximately 6,050 lineal feet of sanitary sewer pipe.

Progress of the Work:
Under construction

Estimated Completion Date of the Project:
July 2011

Total Estimated Cost of the Project:
\$263,857.00

List of All Revenue Sources Being Used to Fund the Project:

I-JOBS FUNDS	\$70,000.00
SRF Loan	\$193,000.00

Amount of Funds Expended
\$0

Amount of Funds Obligated
\$70,000.00

Annual Infrastructure Report – 2010
Iowa Finance Authority
I-JOBS Water Quality Assistance Program

Grantee: City of Collins (WQ-SC-045)
Location: Collins
Project: Wastewater

Description of the Work:

This project will rehabilitate its sewer collection system, rehabilitate and expand the capacity of the controlled discharge treatment lagoons, and install a new lift station.

Progress of the Work:

Currently working through DNR permit process

Estimated Completion Date of the Project:

TBD

Total Estimated Cost of the Project:

\$4,101,848.00

List of All Revenue Sources Being Used to Fund the Project:

I-JOBS FUNDS	\$855,000.00
SRF Loan	\$1,437,000.00

Amount of Funds Expended

\$0

Amount of Funds Obligated

\$855,000.00

Annual Infrastructure Report – 2010
Iowa Finance Authority
I-JOBS Water Quality Assistance Program

Grantee: City of Corydon (WQ-SC-048)
Location: Corydon
Project: Wastewater

Description of the Work:

This project will rehabilitate and increase the capacity of the three existing pump stations as well as add a new influent flow measurement structure and large influent sewer line. The city will also be completing CIPP sewer lining throughout town, replacing deteriorating manhole covers and carry out sludge removal in existing aerated lagoons.

Progress of the Work:

Under construction

Estimated Completion Date of the Project:

May 2011

Total Estimated Cost of the Project:

\$2,500,000.00

List of All Revenue Sources Being Used to Fund the Project:

I-JOBS FUNDS	\$730,000.00
SRF Loan	\$2,525,000.00

Amount of Funds Expended

\$0

Amount of Funds Obligated

\$730,000.00

Annual Infrastructure Report – 2010
Iowa Finance Authority
I-JOBS Water Quality Assistance Program

Grantee: City of Cresco (WQ-SC-049)

Location: Cresco

Project: Wastewater

Description of the Work:

The project includes construction of a biosolids cold storage tank, an upgrade of the biosolids transfer equipment, repair of the aerobic digester aeration piping and related electrical equipment.

Progress of the Work:

Currently working through DNR permit process

Estimated Completion Date of the Project:

TBD

Total Estimated Cost of the Project:

\$920,000.00

List of All Revenue Sources Being Used to Fund the Project:

I-JOBS FUNDS	\$275,000.00
SRF Loan	\$635,000.00

Amount of Funds Expended

\$0

Amount of Funds Obligated

\$275,000.00

Annual Infrastructure Report – 2010
Iowa Finance Authority
I-JOBS Water Quality Assistance Program

Grantee: City of Dakota City (WQ-SC-052)
Location: Dakota City
Project: Wastewater

Description of the Work:

This project consists of multiple upgrades to the treatment facility such as: new clarifiers, new walkways and railings, new electrical control system, and the replacement of the UV system, aeration system and mechanical bar screen.

Progress of the Work:

Currently working through DNR permit process

Estimated Completion Date of the Project:

TBD

Total Estimated Cost of the Project:

\$2,210,640.00

List of All Revenue Sources Being Used to Fund the Project:

I-JOBS FUNDS	\$630,000.00
SRF Loan	\$1,278,000.00

Amount of Funds Expended

\$0

Amount of Funds Obligated

\$630,000.00

Annual Infrastructure Report – 2010
Iowa Finance Authority
I-JOBS Water Quality Assistance Program

Grantee: City of Dows (WQ-SC-061)

Location: Dows

Project: Wastewater

Description of the Work:

The project includes the installation of an ultraviolet (UV) disinfection chamber in a new concrete structure and the installation of a storage building to house the electrical controls and spare parts. Also, the installation of new, replacement surface aeration equipment and maintenance issues on the aeration system.

Progress of the Work:

Currently working through DNR permit process

Estimated Completion Date of the Project:

TBD

Total Estimated Cost of the Project:

\$342,680.00

List of All Revenue Sources Being Used to Fund the Project:

I-JOBS FUNDS	\$95,000.00
SRF Loan	\$236,000.00

Amount of Funds Expended

\$0

Amount of Funds Obligated

\$95,000.00

Annual Infrastructure Report – 2010
Iowa Finance Authority
I-JOBS Water Quality Assistance Program

Grantee: City of Elgin (WQ-SC-066)
Location: Elgin
Project: Drinking Water

Description of the Work:

This project includes the construction of a new well to the Jordan Aquifer, which includes a new well house for chlorine disinfection and control. Also, to replace around 10,000 linear feet of undersized water mains, fourteen fire hydrants and twenty-two valves.

Progress of the Work:

Currently working through DNR permit process

Estimated Completion Date of the Project:

TBD

Total Estimated Cost of the Project:

\$1,295,000.00

List of All Revenue Sources Being Used to Fund the Project:

I-JOBS FUNDS	\$275,000.00
SRF Loan	\$1,033,000.00

Amount of Funds Expended

\$0

Amount of Funds Obligated

\$275,000.00

Annual Infrastructure Report – 2010
Iowa Finance Authority
I-JOBS Water Quality Assistance Program

Grantee: City of Epworth (WQ-SC-070)

Location: Epworth

Project: Drinking Water

Description of the Work:

This project consists of treating well number three with an ion exchange using a nitrate specific resin to remove nitrates to an acceptable level.

Progress of the Work:

Currently working through DNR permit process

Estimated Completion Date of the Project:

TBD

Total Estimated Cost of the Project:

\$685,940.00

List of All Revenue Sources Being Used to Fund the Project:

I-JOBS FUNDS	\$153,000.00
SRF Loan	\$447,000.00

Amount of Funds Expended

\$0

Amount of Funds Obligated

\$153,000.00

Annual Infrastructure Report – 2010
Iowa Finance Authority
I-JOBS Water Quality Assistance Program

Grantee: City of Fairfield (WQ-SC-071)
Location: Fairfield
Project: Wastewater

Description of the Work:

This project will provide for the construction of a 1.1 million gallon sludge storage tank at the wastewater treatment facility.

Progress of the Work:

Currently working through DNR permit process

Estimated Completion Date of the Project:

TBD

Total Estimated Cost of the Project:

\$1,860,000.00

List of All Revenue Sources Being Used to Fund the Project:

I-JOBS FUNDS	\$500,000.00
SRF Loan	\$1,379,000.00

Amount of Funds Expended

\$0

Amount of Funds Obligated

\$500,000.00

Annual Infrastructure Report – 2010
Iowa Finance Authority
I-JOBS Water Quality Assistance Program

Grantee: City of Farmington (WQ-SC-072)

Location: Farmington

Project: Drinking Water

Description of the Work:

This project consists of replacing 8” main feeder line from the storage tank to the distribution system.

Progress of the Work:

Currently working through DNR permit process

Estimated Completion Date of the Project:

TBD

Total Estimated Cost of the Project:

\$510,000.00

List of All Revenue Sources Being Used to Fund the Project:

I-JOBS FUNDS	\$130,000.00
SRF Loan	\$380,000.00

Amount of Funds Expended

\$0

Amount of Funds Obligated

\$130,000.00

Annual Infrastructure Report – 2010
Iowa Finance Authority
I-JOBS Water Quality Assistance Program

Grantee: Fayette County for Prairie View Residential Care Facility (WQ-SC-074)
Location: West Union
Project: Wastewater

Description of the Work:

This project will consist of constructing two new lagoon cells to convert the existing single cell lagoon into a three-cell controlled discharge lagoon. All cells will be lined with a synthetic liner to prevent leakage and the control structures and piping will be replaced.

Progress of the Work:

Currently working through DNR permit process

Estimated Completion Date of the Project:

TBD

Total Estimated Cost of the Project:

\$326,630.00

List of All Revenue Sources Being Used to Fund the Project:

I-JOBS FUNDS	\$85,000.00
SRF Loan	\$235,000.00

Amount of Funds Expended

\$0

Amount of Funds Obligated

\$85,000.00

Annual Infrastructure Report – 2010
Iowa Finance Authority
I-JOBS Water Quality Assistance Program

Grantee: Fredericksburg (WQ-SC-076)
Location: Fredericksburg
Project: Drinking Water

Description of the Work:

This project involves the construction of a new Jordan aquifer well. This projects consists of two phases. Phase 1 consists of the well construction. Phase 2 involves installing a pump, piping and chemical feed equipment.

Progress of the Work:

Currently working through DNR permit processing

Estimated Completion Date of the Project:

TBD

Total Estimated Cost of the Project:

\$593,276.00

List of All Revenue Sources Being Used to Fund the Project:

I-JOBS FUNDS	\$195,000.00
SRF Loan	\$366,000.00

Amount of Funds Expended

\$0

Amount of Funds Obligated

\$195,000.00

Annual Infrastructure Report – 2010
Iowa Finance Authority
I-JOBS Water Quality Assistance Program

Grantee: Gilbertville (WQ-SC-082)
Location: Gilbertville
Project: Wastewater

Description of the Work:

This project consists of completely renovating the existing wastewater treatment plant and includes new raw waste pumps and controls, a new automatic bar screen, new blowers, new activated sludge plant with duplicate units, ultraviolet disinfection, conversion of the polishing pond to flow equalization and conversion of existing activated sludge package plant to an aerobic digester/sludge storage.

Progress of the Work:

Currently working through DNR permit process

Estimated Completion Date of the Project:

TBD

Total Estimated Cost of the Project:

\$1,692,760.00

List of All Revenue Sources Being Used to Fund the Project:

I-JOBS FUNDS	\$390,000.00
SRF Loan	\$1,303,000.00

Amount of Funds Expended

\$0

Amount of Funds Obligated

\$390,000.00

Annual Infrastructure Report – 2010
Iowa Finance Authority
I-JOBS Water Quality Assistance Program

Grantee: City of Guttenberg (WQ-SC-086)
Location: Guttenberg
Project: Wastewater

Description of the Work:

This project involves construction of a new main lift station and force main, upgrades to existing wastewater treatment plant and infiltration and inflow reduction in some gravity sewer mains.

Progress of the Work:

Under construction

Estimated Completion Date of the Project:

June 2011

Total Estimated Cost of the Project:

\$1,659,643.00

List of All Revenue Sources Being Used to Fund the Project:

I-JOBS FUNDS	\$500,000.00
SRF Loan	\$1,267,000.00

Amount of Funds Expended

\$500,000.00

Amount of Funds Obligated

\$500,000.00

Annual Infrastructure Report – 2010
Iowa Finance Authority
I-JOBS Water Quality Assistance Program

Grantee: Hampton (WQ-SC-087)
Location: Hampton
Project: Wastewater

Description of the Work:

This project consists of constructing a new wastewater treatment facility to meet effluent limits.

Progress of the Work:

Currently working through DNR permit process

Estimated Completion Date of the Project:

TBD

Total Estimated Cost of the Project:

\$7,485,800.00

List of All Revenue Sources Being Used to Fund the Project:

I-JOBS FUNDS	\$1,700,000.00
SRF Loan	\$5,709,000.00

Amount of Funds Expended

\$0

Amount of Funds Obligated

\$1,700,000.00

Annual Infrastructure Report – 2010
Iowa Finance Authority
I-JOBS Water Quality Assistance Program

Grantee: Hospers (WQ-SC-091)
Location: Hospers
Project: Wastewater

Description of the Work:

This project will upgrade the wastewater treatment facility. This will include installing two new aerated lagoon cells with integral clarifiers.

Progress of the Work:

Currently working through DNR permit process

Estimated Completion Date of the Project:

TBD

Total Estimated Cost of the Project:

\$2,113,000.00

List of All Revenue Sources Being Used to Fund the Project:

I-JOBS FUNDS	\$520,000.00
SRF Loan	\$1,660,000.00

Amount of Funds Expended

\$0

Amount of Funds Obligated

\$520,000.00

Annual Infrastructure Report – 2010
Iowa Finance Authority
I-JOBS Water Quality Assistance Program

Grantee: Janesville (WQ-SC-094)
Location: Janesville
Project: Wastewater

Description of the Work:

This project consists of making wastewater treatment plant improvements including adding chlorination/de-chlorination disinfection facilities, adding a curtain wall to the secondary lagoon to create a quiescent cell and the removal of settled sludge to improve treatment.

Progress of the Work:

Currently working through DNR permit process

Estimated Completion Date of the Project:

TBD

Total Estimated Cost of the Project:

\$484,396.00

List of All Revenue Sources Being Used to Fund the Project:

I-JOBS FUNDS	\$100,000.00
SRF Loan	\$384,000.00

Amount of Funds Expended

\$0

Amount of Funds Obligated

\$100,000.00

Annual Infrastructure Report – 2010
Iowa Finance Authority
I-JOBS Water Quality Assistance Program

Grantee: Joice (WQ-SC-095)
Location: Joice
Project: Wastewater

Description of the Work:

Currently Joice is an unsewered community. This project will consist of constructing a new gravity sewer collection system along with a new lift station and force main that will route the City of Joice’s wastewater to the existing City of Lake Mills wastewater treatment facility for treatment.

Progress of the Work:

Currently working through DNR permit processing

Estimated Completion Date of the Project:

TBD

Total Estimated Cost of the Project:

\$2,081,950.00

List of All Revenue Sources Being Used to Fund the Project:

I-JOBS FUNDS	\$470,000.00
SRF Loan	\$1,561,000.00

Amount of Funds Expended

\$0

Amount of Funds Obligated

\$470,000.00

Annual Infrastructure Report – 2010
Iowa Finance Authority
I-JOBS Water Quality Assistance Program

Grantee: City of Keota (WQ-SC-097)

Location: Keota

Project: Drinking Water

Description of the Work:

This project will replace existing 4-inch unlined cast iron water main with new 6-inch PVC water main. Thirteen valves and nine hydrants at tie-ins will also be included.

Progress of the Work:

Currently working through DNR permit process

Estimated Completion Date of the Project:

TBD

Total Estimated Cost of the Project:

\$372,690.00

List of All Revenue Sources Being Used to Fund the Project:

I-JOBS FUNDS	\$100,000.00
SRF Loan	\$273,000.00

Amount of Funds Expended

\$0

Amount of Funds Obligated

\$100,000.00

Annual Infrastructure Report – 2010
Iowa Finance Authority
I-JOBS Water Quality Assistance Program

Grantee: City of Knoxville (WQ-SC-099)
Location: Knoxville
Project: Wastewater

Description of the Work:

This project includes construction of a storm water detention basin at the Wastewater Treatment Plant.

Progress of the Work:

Currently working through DNR permit process

Estimated Completion Date of the Project:

TBD

Total Estimated Cost of the Project:

\$3,647,800.00

List of All Revenue Sources Being Used to Fund the Project:

I-JOBS FUNDS	\$995,000.00
SRF Loan	\$2,689,000.00

Amount of Funds Expended

\$0

Amount of Funds Obligated

\$995,000.00

Annual Infrastructure Report – 2010
Iowa Finance Authority
I-JOBS Water Quality Assistance Program

Grantee: City of La Porte City (WQ-SC-100)
Location: La Porte City
Project: Drinking Water

Description of the Work:

This project includes construction of a new elevated water storage tank, new deep, high-capacity well, water treatment plant upgrade/expansion and associated water distribution system improvements.

Progress of the Work:

Under construction

Estimated Completion Date of the Project:

Summer of 2011

Total Estimated Cost of the Project:

\$4,172,000.00

List of All Revenue Sources Being Used to Fund the Project:

I-JOBS FUNDS	\$755,000.00
SRF Loan	\$3,000,000.00

Amount of Funds Expended

\$723,560.00

Amount of Funds Obligated

\$755,000.00

Annual Infrastructure Report – 2010
Iowa Finance Authority
I-JOBS Water Quality Assistance Program

Grantee: City of Lansing (WQ-SC-106)
Location: Lansing
Project: Drinking Water

Description of the Work:

This project will include replacing undersized water mains on several streets with 10-inch water mains and 8-inch water mains on another to provide sufficient flow to maintain pressures in the Wall Street service area.

Progress of the Work:

Currently working through DNR permit process

Estimated Completion Date of the Project:

TBD

Total Estimated Cost of the Project:

\$677,840.00

List of All Revenue Sources Being Used to Fund the Project:

I-JOBS FUNDS	\$160,000.00
SRF Loan	\$832,000.00

Amount of Funds Expended

\$0

Amount of Funds Obligated

\$160,000.00

Annual Infrastructure Report – 2010
Iowa Finance Authority
I-JOBS Water Quality Assistance Program

Grantee: City of Ledyard (WQ-SC-108)
Location: Ledyard
Project: Wastewater

Description of the Work:

This project will involve the construction of a sanitary sewer collection and treatment system for the city which is currently considered unsewered.

Progress of the Work:

Currently working through DNR permit process

Estimated Completion Date of the Project:

TBD

Total Estimated Cost of the Project:

\$1,988,897.00

List of All Revenue Sources Being Used to Fund the Project:

I-JOBS FUNDS	\$570,000.00
SRF Loan	\$1,369,000.00

Amount of Funds Expended

\$0

Amount of Funds Obligated

\$570,000.00

Annual Infrastructure Report – 2010
Iowa Finance Authority
I-JOBS Water Quality Assistance Program

Grantee: City of Lewis (WQ-SC-111)

Location: Lewis

Project: Drinking Water

Description of the Work:

The project includes the construction of a new Dakota well, proper abandonment of Well #1, and improvements to the current distribution system.

Progress of the Work:

Currently working through DNR permit process

Estimated Completion Date of the Project:

TBD

Total Estimated Cost of the Project:

\$683,654.00

List of All Revenue Sources Being Used to Fund the Project:

I-JOBS FUNDS	\$150,000.00
SRF Loan	\$631,000.00

Amount of Funds Expended

\$0

Amount of Funds Obligated

\$150,000.00

Annual Infrastructure Report – 2010
Iowa Finance Authority
I-JOBS Water Quality Assistance Program

Grantee: City of Lone Rock (WQ-SC-117)
Location: Lone Rock
Project: Wastewater

Description of the Work:

The project will involve constructing a low pressure sewer collection system within the City of Lone Rock, which is currently considered unsewered, which will discharge into a new control discharge lagoon treatment facility.

Progress of the Work:

Currently working through DNR permit process

Estimated Completion Date of the Project:

TBD

Total Estimated Cost of the Project:

\$1,914,000.00

List of All Revenue Sources Being Used to Fund the Project:

I-JOBS FUNDS	\$440,000.00
SRF Loan	\$1,429,000.00

Amount of Funds Expended

\$0

Amount of Funds Obligated

\$440,000.00

Annual Infrastructure Report – 2010
Iowa Finance Authority
I-JOBS Water Quality Assistance Program

Grantee: City of Luther (WQ-SC-119)

Location: Luther

Project: Wastewater

Description of the Work:

This project will consist of constructing a new sewer collection system and pump station to pump wastewater to the adjacent community of Boone.

Progress of the Work:

Currently working through DNR permit process

Estimated Completion Date of the Project:

TBD

Total Estimated Cost of the Project:

\$1,646,000.00

List of All Revenue Sources Being Used to Fund the Project:

I-JOBS FUNDS	\$385,000.00
SRF Loan	\$1,534,000.00

Amount of Funds Expended

\$0

Amount of Funds Obligated

\$385,000.00

Annual Infrastructure Report – 2010
Iowa Finance Authority
I-JOBS Water Quality Assistance Program

Grantee: City of Manchester (WQ-SC-122)
Location: Manchester
Project: Drinking Water

Description of the Work:

This project consists of installing nitrate removal system to treat Wells #4 & #5. This will include constructing a new building that will serve as the water departments headquarters, removal of existing well house, converting existing well to a pitless unit and associate work.

Progress of the Work:

Currently working through DNR permit process

Estimated Completion Date of the Project:

TBD

Total Estimated Cost of the Project:

\$2,922,000.00

List of All Revenue Sources Being Used to Fund the Project:

I-JOBS FUNDS	\$630,000.00
SRF Loan	\$4,030,000.00

Amount of Funds Expended

\$0

Amount of Funds Obligated

\$630,000.00

Annual Infrastructure Report – 2010
Iowa Finance Authority
I-JOBS Water Quality Assistance Program

Grantee: City of Meriden (WQ-SC-127)
Location: Meriden
Project: Wastewater

Description of the Work:

This project will consist of a combination of sewer rehabilitation and an increase in the capacity of the lagoon system to make storage capacity equal to wastewater flows. This will include some modifications to control structures and dikes as well as adding additional riprap for erosion protection.

Progress of the Work:

Currently working through DNR permit process

Estimated Completion Date of the Project:

TBD

Total Estimated Cost of the Project:

\$370,000.00

List of All Revenue Sources Being Used to Fund the Project:

I-JOBS FUNDS	\$77,000.00
SRF Loan	\$297,000.00

Amount of Funds Expended

\$0

Amount of Funds Obligated

\$77,000.00

Annual Infrastructure Report – 2010
Iowa Finance Authority
I-JOBS Water Quality Assistance Program

Grantee: City of New London (WQ-SC-137)

Location: New London

Project: Drinking Water

Description of the Work:

This project will consist of installing a 300,000 gallon Aquastore ground level high service storage tank near the existing treatment plant.

Progress of the Work:

Currently working through DNR permit process

Estimated Completion Date of the Project:

TBD

Total Estimated Cost of the Project:

\$500,000.00

List of All Revenue Sources Being Used to Fund the Project:

I-JOBS FUNDS	\$145,000.00
SRF Loan	\$966,000.00

Amount of Funds Expended

\$0

Amount of Funds Obligated

\$145,000.00

Annual Infrastructure Report – 2010
Iowa Finance Authority
I-JOBS Water Quality Assistance Program

Grantee: City of New London (WQ-SC-138)
Location: New London
Project: Wastewater

Description of the Work:

This project will consist of upgrading the community wastewater treatment plant which will include lagoon modifications and UV disinfection as required by new NPDES Permit.

Progress of the Work:

Currently working through DNR permit process

Estimated Completion Date of the Project:

TBD

Total Estimated Cost of the Project:

\$3,959,000.00

List of All Revenue Sources Being Used to Fund the Project:

I-JOBS FUNDS	\$860,000.00
SRF Loan	\$2,905,000.00

Amount of Funds Expended

\$0

Amount of Funds Obligated

\$860,000.00

Annual Infrastructure Report – 2010
Iowa Finance Authority
I-JOBS Water Quality Assistance Program

Grantee: City of Newhall (WQ-SC-141)
Location: Newhall
Project: Wastewater

Description of the Work:

This project consists of constructing a new mechanical wastewater treatment facility and extension of 1800 linear feet of 10-inch force main from the existing main lift station to the wastewater treatment facility.

Progress of the Work:

Currently working through DNR permit process

Estimated Completion Date of the Project:

TBD

Total Estimated Cost of the Project:

\$4,534,948.00

List of All Revenue Sources Being Used to Fund the Project:

I-JOBS FUNDS	\$980,000.00
SRF Loan	\$3,403,000.00

Amount of Funds Expended

\$0

Amount of Funds Obligated

\$980,000.00

Annual Infrastructure Report – 2010
Iowa Finance Authority
I-JOBS Water Quality Assistance Program

Grantee: City of North English (WQ-SC-143)
Location: North English
Project: Drinking Water

Description of the Work:

This project consists of replacing existing four inch cast iron with 5,149 linear feet of six inch and 1,503 linear feet of eight inch DR 18 PVC water mains. This will also require new valves and valve boxes and all adjacent sewer lines to the new mains will be installed with associated curb and corporation stops. Additional fire hydrants will be added.

Progress of the Work:

Under construction

Estimated Completion Date of the Project:

Summer of 2011

Total Estimated Cost of the Project:

\$792,000.00

List of All Revenue Sources Being Used to Fund the Project:

I-JOBS FUNDS	\$215,000.00
SRF Loan	\$792,000.00

Amount of Funds Expended

\$93,469.99.00

Amount of Funds Obligated

\$215,000.00

Annual Infrastructure Report – 2010
Iowa Finance Authority
I-JOBS Water Quality Assistance Program

Grantee: City of Oelwein (WQ-SC-145)
Location: Oelwein
Project: Wastewater

Description of the Work:

This project consists of replacing undersized primary gravity sewer along with extensive rehabilitation of an aged lift station and relocation of its discharged point.

Progress of the Work:

Currently working through DNR permit process

Estimated Completion Date of the Project:

TBD

Total Estimated Cost of the Project:

\$2,163,400.00

List of All Revenue Sources Being Used to Fund the Project:

I-JOBS FUNDS	\$605,000.00
SRF Loan	\$1,676,000.00

Amount of Funds Expended

\$0

Amount of Funds Obligated

\$605,000.00

Annual Infrastructure Report – 2010
Iowa Finance Authority
I-JOBS Water Quality Assistance Program

Grantee: City of Okoboji (WQ-SC-146)
Location: Okoboji
Project: Drinking Water

Description of the Work:

This project will make improvements and necessary upgrades to the water treatment plant. Portions of the system that are in need of replacement or rehabilitation are the clearwell cover and the roof of the existing treatment plant. A new membrane filtration system in the location of the existing filter basins will be installed, new flocculation basins will be constructed and a chemical feed expansion will be constructed. Also there will be improvements made to the security, monitoring and plant electrical system.

Progress of the Work:

Under construction

Estimated Completion Date of the Project:

April 2011

Total Estimated Cost of the Project:

\$3,288,636.00

List of All Revenue Sources Being Used to Fund the Project:

I-JOBS FUNDS	\$875,000.00
SRF Loan	\$2,413,636.00

Amount of Funds Expended

\$0

Amount of Funds Obligated

\$875,000.00

Annual Infrastructure Report – 2010
Iowa Finance Authority
I-JOBS Water Quality Assistance Program

Grantee: City of Onawa (WQ-SC-147)
Location: Onawa
Project: Drinking Water

Description of the Work:

This project will switch to an on-site hypochlorite generation disinfection system, utilizing a 40,000 gallon settling tank, plant improvements to reduce algae growth within tanks, addition of additional ground storage, high service pumps, and water main improvements. Electrical improvements such as replacement of old motor starters, replacement of inefficient lighting, new 100 horse power pumps, and replacement of damaged or unprotected wiring.

Progress of the Work:

Under construction

Estimated Completion Date of the Project:

Fall 2011

Total Estimated Cost of the Project:

\$1,336,406.00

List of All Revenue Sources Being Used to Fund the Project:

I-JOBS FUNDS	\$340,000.00
SRF Loan	\$422,000.00

Amount of Funds Expended

\$184,440.00

Amount of Funds Obligated

\$340,000.00

Annual Infrastructure Report – 2010
Iowa Finance Authority
I-JOBS Water Quality Assistance Program

Grantee: City of Osceola (WQ-SC-149)

Location: Osceola

Project: Wastewater

Description of the Work:

This project will provide improvements and replacement of sanitary and storm sewer in the area east of the Courthouse square. This will consist of 1920 feet of new storm sewer pipe and 1300 feet of sanitary sewer pipe with associated service connections and construction costs.

Progress of the Work:

Currently working through the DNR permit process

Estimated Completion Date of the Project:

TBD

Total Estimated Cost of the Project:

\$918,300.00

List of All Revenue Sources Being Used to Fund the Project:

I-JOBS FUNDS	\$235,000.00
SRF Loan	\$5,320,000.00

Amount of Funds Expended

\$0

Amount of Funds Obligated

\$235,000.00

Annual Infrastructure Report – 2010
Iowa Finance Authority
I-JOBS Water Quality Assistance Program

Grantee: City of Oto (WQ-SC-150)
Location: Oto
Project: Drinking Water

Description of the Work:

This project will consist of erecting an above ground water tower to replace the below grade existing storage tank; which will increase water pressure. Water meters will also be installed.

Progress of the Work:

Currently working through DNR permit process

Estimated Completion Date of the Project:

TBD

Total Estimated Cost of the Project:

\$205,460.00

List of All Revenue Sources Being Used to Fund the Project:

I-JOBS FUNDS	\$65,000.00
SRF Loan	\$61,000.00

Amount of Funds Expended

\$0

Amount of Funds Obligated

\$65,000.00

Annual Infrastructure Report – 2010
Iowa Finance Authority
I-JOBS Water Quality Assistance Program

Grantee: City of Prairie City (WQ-SC-157)
Location: Prairie City
Project: Wastewater

Description of the Work:

This project would construct a mechanical treatment facility at the site of the current facility. This would consist of an equalization basin, a head works building, a sequencing batch reactor system, and aerobic digester, and ultraviolet light disinfection.

Progress of the Work:

Currently working through DNR permit process

Estimated Completion Date of the Project:

TBD

Total Estimated Cost of the Project:

\$3,973,047.00

List of All Revenue Sources Being Used to Fund the Project:

I-JOBS FUNDS	\$915,000.00
SRF Loan	\$3,058,000.00

Amount of Funds Expended

\$0

Amount of Funds Obligated

\$915,000.00

Annual Infrastructure Report – 2010
Iowa Finance Authority
I-JOBS Water Quality Assistance Program

Grantee: City of Reasnor (WQ-SC-159)
Location: Reasnor
Project: Wastewater

Description of the Work:

This project will consist of improvements to the collection system and treatment lagoons. These improvements include expansion of the existing wastewater treatment lagoon.

Progress of the Work:

Currently working through DNR permit process

Estimated Completion Date of the Project:

TBD

Total Estimated Cost of the Project:

\$773,500.00

List of All Revenue Sources Being Used to Fund the Project:

I-JOBS FUNDS	\$135,000.00
SRF Loan	\$603,000.00

Amount of Funds Expended

\$0

Amount of Funds Obligated

\$135,000.00

Annual Infrastructure Report – 2010
Iowa Finance Authority
I-JOBS Water Quality Assistance Program

Grantee: City of Red Oak (WQ-SC-160)
Location: Red Oak
Project: Wastewater

Description of the Work:

The scope of this project includes: new influent pumping station, replace existing grit removal equipment, rehabilitate existing trickling filter bypass structure and replace existing pump, replace existing packed tower rotary distributors, remove the intermediate clarifier structure, replace intermediate pump stations, cover existing final clarifier launders, add a third clarifier, add new UV disinfection system, rehabilitate existing anaerobic digester complex including all equipment, rehabilitate thickener pump station, add a mixer to the sludge storage tank mixer and flow meter, add on to the sludge transfer building, add a generator fuel tank, replace the roof on the administrative building and repaint clarifier/sludge thickener mechanisms.

Progress of the Work:

Currently working through DNR permit process

Estimated Completion Date of the Project:

TBD

Total Estimated Cost of the Project:

\$8,589,300.00

List of All Revenue Sources Being Used to Fund the Project:

I-JOBS FUNDS	\$2,000,000.00
SRF Loan	\$2,850,000.00

Amount of Funds Expended

\$0

Amount of Funds Obligated

\$2,000,000.00

Annual Infrastructure Report – 2010
Iowa Finance Authority
I-JOBS Water Quality Assistance Program

Grantee: City of Salix (WQ-SC-166)
Location: Salix
Project: Wastewater

Description of the Work:

This project will replace two sewage pumping stations.

Progress of the Work:

Currently working through DNR permit process

Estimated Completion Date of the Project:

TBD

Total Estimated Cost of the Project:

\$471,000.00

List of All Revenue Sources Being Used to Fund the Project:

I-JOBS FUNDS	\$95,000.00
SRF Loan	\$279,000.00

Amount of Funds Expended

\$0

Amount of Funds Obligated

\$95,000.00

Annual Infrastructure Report – 2010
Iowa Finance Authority
I-JOBS Water Quality Assistance Program

Grantee: City of Shelby (WQ-SC-169)
Location: Shelby
Project: Drinking Water

Description of the Work:

This project will involve increasing water pressure throughout the city by overhauling its distribution system

Progress of the Work:

Currently working through DNR permit process

Estimated Completion Date of the Project:

TBD

Total Estimated Cost of the Project:

\$1,421,610.50

List of All Revenue Sources Being Used to Fund the Project:

I-JOBS FUNDS	\$340,000.00
SRF Loan	\$476,000.00

Amount of Funds Expended

\$0

Amount of Funds Obligated

\$340,000.00

Annual Infrastructure Report – 2010
Iowa Finance Authority
I-JOBS Water Quality Assistance Program

Grantee: City of Shellsburg (WQ-SC-170)
Location: Shellsburg
Project: Drinking Water

Description of the Work:

This project consists of constructing a new 210,000 gallon water storage tank, building a new water treatment plant building with new booster pumps, piping and equipment and replacing 640 linear feet of six-inch water main with twelve-inch water main.

Progress of the Work:

Under construction

Estimated Completion Date of the Project:

September 2011

Total Estimated Cost of the Project:

\$903,818.00

List of All Revenue Sources Being Used to Fund the Project:

I-JOBS FUNDS	\$250,000.00
SRF Loan	\$1,000,000.00

Amount of Funds Expended

\$209,413.69

Amount of Funds Obligated

\$250,000.00

Annual Infrastructure Report – 2010
Iowa Finance Authority
I-JOBS Water Quality Assistance Program

Grantee: City of Shenandoah (WQ-SC-171)
Location: Shenandoah
Project: Drinking Water

Description of the Work:

This project will consist of a new water treatment plant, supply wells, storage and distribution lines which will increase well capacity, ensure proper treatment, plan for future industrial needs, meet storage capacity needs and replace substandard storage, and provide residents with drinking water and meets all health standards.

Progress of the Work:

Currently working through DNR permit process

Estimated Completion Date of the Project:

TBD

Total Estimated Cost of the Project:

\$12,702,000.00

List of All Revenue Sources Being Used to Fund the Project:

I-JOBS FUNDS	\$2,000,000.00
SRF Loan	\$10,205,000.00

Amount of Funds Expended

\$0

Amount of Funds Obligated

\$2,000,000.00

Annual Infrastructure Report – 2010
Iowa Finance Authority
I-JOBS Water Quality Assistance Program

Grantee: City of Sibley (WQ-SC-172)
Location: Sibley
Project: Drinking Water

Description of the Work:
 Project Type:

This project includes the construction of a new 500,000 gallon elevated tank, high service pumps, a standby generator and the replacement of 3000 feet of water main with new 8-inch water main.

Progress of the Work:
 Currently working through DNR permit process

Estimated Completion Date of the Project:
 TBD

Total Estimated Cost of the Project:
 \$1,977,000.00

List of All Revenue Sources Being Used to Fund the Project:

I-JOBS FUNDS	\$490,000.00
SRF Loan	\$901,000.00

Amount of Funds Expended
 \$0

Amount of Funds Obligated
 \$490,000.00

Annual Infrastructure Report – 2010
Iowa Finance Authority
I-JOBS Water Quality Assistance Program

Grantee: City of Slater (WQ-SC-175)
Location: Slater
Project: Drinking Water

Description of the Work:
Project Type:

This project consists of constructing a new well with the capacity to pump what the current wells combined do. This well would have a depth of 320 feet.

Progress of the Work:
 Currently working through DNR permit process

Estimated Completion Date of the Project:
 TBD

Total Estimated Cost of the Project:
 \$475,000.00

List of All Revenue Sources Being Used to Fund the Project:

I-JOBS FUNDS	\$130,000.00
SRF Loan	\$800,000.00

Amount of Funds Expended
 \$0

Amount of Funds Obligated
 \$130,000.00

Annual Infrastructure Report – 2010
Iowa Finance Authority
I-JOBS Water Quality Assistance Program

Grantee: City of St. Ansgar (WQ-SC-179)
Location: St. Ansgar
Project: Wastewater

Description of the Work:

This project will consist of rerouting existing sewer main on 7th Street by installing new line around the elevator structures and abandoning the existing line that runs through the structures and removing/replacing approximately five blocks of existing VCP pipe with PVC main as well as replacement of the bituminous surfacing disturbed during the process.

Progress of the Work:

Currently working through DRN permit process

Estimated Completion Date of the Project:

TBD

Total Estimated Cost of the Project:

\$395,365.00

List of All Revenue Sources Being Used to Fund the Project:

I-JOBS FUNDS	\$105,000.00
SRF Loan	\$285,000.00

Amount of Funds Expended

\$0

Amount of Funds Obligated

\$105,000.00

Annual Infrastructure Report – 2010
Iowa Finance Authority
I-JOBS Water Quality Assistance Program

Grantee: City of St. Lucas (WQ-SC-181)
Location: St. Lucas
Project: Drinking Water

Description of the Work:

This project will provide a public water supply and distribution system for the city. This will consist of two supply wells constructed with either an elevated storage tank or a pressure tank. A complete distribution system consisting of 6-inch diameter mains will be constructed throughout the city. New service lines will connect the new mains to the existing residences and businesses.

Progress of the Work:

Currently working through DNR permit process

Estimated Completion Date of the Project:

TBD

Total Estimated Cost of the Project:

\$1,758,810.00

List of All Revenue Sources Being Used to Fund the Project:

I-JOBS FUNDS	\$405,000.00
SRF Loan	\$1,841,000.00

Amount of Funds Expended

\$0

Amount of Funds Obligated

\$405,000.00

Annual Infrastructure Report – 2010
Iowa Finance Authority
I-JOBS Water Quality Assistance Program

Grantee: City of Steamboat Rock (WQ-SC-185)
Location: Steamboat Rock
Project: Wastewater

Description of the Work:

This project consist of replacing the existing pump station with a new station outside of the flood plain and will have the capacity to avoid any future bypasses of untreated sewer water into the Iowa River.

Progress of the Work:

Currently working through DNR permit process

Estimated Completion Date of the Project:

TBD

Total Estimated Cost of the Project:

\$293,725.00

List of All Revenue Sources Being Used to Fund the Project:

I-JOBS FUNDS	\$65,000.00
SRF Loan	\$933,000.00

Amount of Funds Expended

\$0

Amount of Funds Obligated

\$65,000.00

Annual Infrastructure Report – 2010
Iowa Finance Authority
I-JOBS Water Quality Assistance Program

Grantee: City of Walker (WQ-SC-192)
Location: Walker
Project: Wastewater

Description of the Work:

This project consists of converting the existing lagoons to a continuous discharge lagoon system. This will require the addition of aeration to the first cell, constructing wetlands to remove ammonia, and ultraviolet disinfection prior to discharge of the treated water.

Progress of the Work:

Currently working through DNR permit process

Estimated Completion Date of the Project:

TBD

Total Estimated Cost of the Project:

\$2,624,000.00

List of All Revenue Sources Being Used to Fund the Project:

I-JOBS FUNDS	\$585,000.00
SRF Loan	\$2,065,000.00

Amount of Funds Expended

\$0

Amount of Funds Obligated

\$585,000.00

Annual Infrastructure Report – 2010
Iowa Finance Authority
I-JOBS Water Quality Assistance Program

Grantee: City of Wapello (WQ-SC-194)
Location: Wapello
Project: Wastewater

Description of the Work:

This project will consist of the segregation and construction of a separate storm sewer system which will eliminate rainfall runoff into the sanitary sewer system.

Progress of the Work:

Currently working through DNR permit process

Estimated Completion Date of the Project:

TBD

Total Estimated Cost of the Project:

\$830,000.00

List of All Revenue Sources Being Used to Fund the Project:

I-JOBS FUNDS	\$129,000.00
SRF Loan	\$900,000.00

Amount of Funds Expended

\$0

Amount of Funds Obligated

\$129,000.00

Annual Infrastructure Report – 2010
Iowa Finance Authority
I-JOBS Water Quality Assistance Program

Grantee: City of Washington (WQ-SC-195)
Location: Washington
Project: Wastewater

Description of the Work:

This project consists of the construction of a new treatment plant adjacent to the existing treatment plant site. This new plant will consist of new headworks building, new sequencing batch reactor, ultraviolet disinfection, sludge treatment and solids handling facility. A new flow equalization basin is also to be constructed on the west side of the new treatment plant.

Progress of the Work:

Currently working through DNR permit process

Estimated Completion Date of the Project:

TBD

Total Estimated Cost of the Project:

\$21,490,680.00

List of All Revenue Sources Being Used to Fund the Project:

I-JOBS FUNDS	\$970,000.00
SRF Loan	\$19,551,000.00

Amount of Funds Expended

\$0

Amount of Funds Obligated

\$970,000.00

Annual Infrastructure Report – 2010
Iowa Finance Authority
I-JOBS Water Quality Assistance Program

Grantee: City of Waucoma (WQ-SC-197)
Location: Waucoma
Project: Wastewater

Description of the Work:

This project consists installing an ultraviolet disinfection system following control structure 3 and replacement of all shear gates and gate valves throughout the facility.

Progress of the Work:

Currently working through DNR permit process

Estimated Completion Date of the Project:

TBD

Total Estimated Cost of the Project:

\$301,569.00

List of All Revenue Sources Being Used to Fund the Project:

I-JOBS FUNDS	\$85,000.00
SRF Loan	\$217,000.00

Amount of Funds Expended

\$0

Amount of Funds Obligated

\$85,000.00

Annual Infrastructure Report – 2010
Iowa Finance Authority
I-JOBS Water Quality Assistance Program

Grantee: City of Winterset (WQ-SC-215)

Location: Winterset

Project: Wastewater

Description of the Work:

This project will consist of rehabilitation of collection system which includes sewer main lining, manhole grouting and lining and sanitary sewer service rehabilitation will reduce the infiltration and inflow in the collection system; as well as adding a ultraviolet disinfection system.

Progress of the Work:

Currently working through DNR permit process

Estimated Completion Date of the Project:

TBD

Total Estimated Cost of the Project:

\$2,131,100.00

List of All Revenue Sources Being Used to Fund the Project:

I-JOBS FUNDS	\$600,000.00
SRF Loan	\$1,531,000.00

Amount of Funds Expended

\$0

Amount of Funds Obligated

\$600,000.00

Grantee: Scott County Housing Council (SHTF #09-01)
Location: Area Served: Scott County
Project: Local Housing Trust Fund (LHTF)

Description of the Work:

Project Type: LHTF Program funding will be used to promote the development and/or preservation of affordable housing for households at or below 80 percent of the area median income, with at least 30 percent of the LHTF Program funding used to assist households with incomes at or below 30 percent of the area median.

Activity: Single-family and multifamily rehabilitation, repairs, and handicapped accessibility assistance, foreclosure rescue fund

Background: The Scott County Housing Council will incorporate LHTF Program funding into its grant/revolving loan fund, to which all Scott County nonprofit housing service providers and for-profit developers are eligible to apply in support of their affordable housing efforts. Assisted projects will promote the goals of the two-year strategic plan adopted by the Quad Cities Housing Cluster, which addresses the area’s full continuum of housing needs.

Progress of the Work:

Complete – 199 Affordable Housing Units Assisted

Estimated Completion Date of the Project:

Project Complete as of 12/31/09 Report

Total Estimated Cost of the Project:

\$4,553,875

List of All Revenue Sources Being Used to Fund the Project:

SHTF LHTF Program grant	\$235,453
SCHC Grant/RLF Fund	\$316,432
SCHC Grant/RLF Fund	\$532,565
Leverage required by participating agencies	\$3,037,435
FY 2008 HUD EDI	\$210,640
Riverboat Development Authority	\$100,000
Scott County Regional Authority	\$99,350
City of Davenport	\$10,000
City of Bettendorf	\$2,000
Scott County	\$10,000
Total Project Budget:	\$4,553,875

Amount of Funds Expended:

\$235,453

Amount of Funds Obligated:

\$235,453

Grantee: Sioux City Housing Trust Fund, Inc. (SHTF #09-02)
Location: Area Served: City of Sioux City
Project: Local Housing Trust Fund (LHTF)

Description of the Work:

Project Type: LHTF Program funding will be used to promote the development and/or preservation of affordable housing for households at or below 80 percent of the area median income, with at least 30 percent of the LHTF Program funding used to assist households with incomes at or below 30 percent of the area median.

Activity: Single-family owner-occupied rehabilitation in the city’s urban renewal areas

Background: The Sioux City Housing Trust Fund will continue its use of LHTF Program funding for single family owner-occupied rehabilitation assistance for low-income households in the city’s urban renewal areas, providing qualified homeowners up to a maximum \$10,000 forgivable loan for rehabilitation and lead-based paint mitigation purposes. The city will provide matching funds from its Community Development Block Grant (CDBG) allocation and general fund.

Progress of the Work:

Complete – 40 Affordable Housing Units Assisted

Estimated Completion Date of the Project:

Project Complete as of 6/30/10 Report

Total Estimated Cost of the Project:

\$485,453

List of All Revenue Sources Being Used to Fund the Project:

SHTF LHTF Program grant	\$235,453
City of Sioux City CDBG Rehabilitation Dollars	\$187,500
City of Sioux City General Fund	\$6,250
CDBG	\$56,250
Total Project Budget:	\$485,453

Amount of Funds Expended:

\$235,453

Amount of Funds Obligated:

\$235,453

Grantee: Dallas County Local Housing Trust Fund, Inc. (SHTF #09-03)
Location: Area Served: Dallas County
Project: Local Housing Trust Fund (LHTF)

Description of the Work:

Project Type: LHTF Program funding will be used to promote the development and/or preservation of affordable housing for households at or below 80 percent of the area median income, with at least 30 percent of the LHTF Program funding used to assist households with incomes at or below 30 percent of the area median.

Activity: Single-family owner-occupied rehabilitation

Background: The Dallas County Local Housing Trust Fund will utilize its LHTF Program award to continue its owner-occupied rehabilitation program for low-income households. The county will be split into four quadrants with funding to be equally distributed in each area. There are currently 30 homeowners on the waiting list for assistance. Matching funds will be provided through cash contributions from 12 Dallas County communities, the county, tax increment financing LMI benefit proceeds from Dallas County, and private donations.

Progress of the Work:

10 Affordable Housing Units Assisted as of 12/31/10

Estimated Completion Date of the Project:

November 30, 2011

Total Estimated Cost of the Project:

\$299,234

List of All Revenue Sources Being Used to Fund the Project:

SHTF LHTF Program grant	\$235,453
Dallas County LHTF Fundraising	\$63,781
Total Project Budget:	\$299,234

Amount of Funds Expended:

\$235,453

Amount of Funds Obligated:

\$235,453

Grantee: Fayette County Local Housing Trust Fund (SHTF #09-04)
Location: Area Served: Fayette County
Project: Local Housing Trust Fund (LHTF)

Description of the Work:

Project Type: LHTF Program funding will be used to promote the development and/or preservation of affordable housing for households at or below 80 percent of the area median income, with at least 30 percent of the LHTF Program funding used to assist households with incomes at or below 30 percent of the area median.

Activity: Focus on repair and rehabilitation of the county’s aging owner-occupied and rental housing stock, with consideration for new construction activities

Background: The Fayette County Local Housing Trust Fund will focus its LHTF Program award on assisting low-income households in Fayette County through the financing of needed repairs and rehabilitation of the county’s aging housing stock. Both owner-occupied and rental rehabilitation will be eligible activities, although the focus of the LHTF is anticipated to be on assisting existing homeowners with rehabilitation work to their single-family homes. Matching funds will be provided through cash contributions from Fayette County and the cities of West Union, Oelwein, and Randalia and in-kind contributions from Fayette County Economic Development and the Fayette Community Library.

Progress of the Work:

Complete – 21 Affordable Housing Units Assisted

Estimated Completion Date of the Project:

Project Complete as of 12/31/09 Report

Total Estimated Cost of the Project:

\$134,531

List of All Revenue Sources Being Used to Fund the Project:

SHTF LHTF Program grant	\$94,181
City of West Union	\$20,000
City of Oelwein	\$15,000
Fayette County	\$1,500
City of Randalia	\$500
FCEDC	\$3,000
Fayette Community Library	\$350
Total Project Budget:	\$134,531

Amount of Funds Expended:

\$94,181

Amount of Funds Obligated:

\$94,181

Annual Infrastructure Report – 2010
Iowa Finance Authority
State Housing Trust Fund (SHTF) FY2009

Grantee: Iowa Northland Regional Housing Council LHTF (SHTF #09-05)
Location: *Counties Served: Black Hawk (excluding the cities of Waterloo and Cedar Falls), Bremer, Buchanan, Butler, Chickasaw and Grundy*
Project: Local Housing Trust Fund (LHTF)

Description of the Work:

Project Type: LHTF Program funding will be used to promote the development and/or preservation of affordable housing for households at or below 80 percent of the area median income, with at least 30 percent of the LHTF Program funding used to assist households with incomes at or below 30 percent of the area median.

Activity: Renovation of existing housing for persons with disabilities, single-family and lease-purchase housing new construction, first-time homebuyer assistance, and an emergency repair program

Background: The Iowa Northland Regional Housing Council LHTF will focus its efforts on five activities: a partnership with Community Based Services in Waverly to renovate existing housing units for persons with disabilities, a partnership with the Iowa Heartland Habitat for Humanity chapter to build a new single-family home, a partnership with the Northeast Iowa Community Action Corporation (NEICAC) to construct a new lease-purchase home in Tripoli, a first-time homebuyer assistance program, and an emergency repair program. Matching funds will be provided through cash contributions from Iowa Heartland Habitat for Humanity, NEICAC, and the Iowa Northland Regional Housing Council.

Progress of the Work:

41 Affordable Housing Units Assisted as of 12/31/10

Estimated Completion Date of the Project:

February 28, 2011

Total Estimated Cost of the Project:

\$297,953

List of All Revenue Sources Being Used to Fund the Project:

SHTF LHTF Program grant	\$235,453
Habitat for Humanity	\$7,500
NEICAC	\$7,500
INRHC	\$47,500
Total Project Budget:	\$297,953

Amount of Funds Expended:

\$235,453

Amount of Funds Obligated:

\$235,453

Grantee: Floyd County Housing Trust Fund (SHTF #09-06)
Location: Area Served: Floyd County
Project: Local Housing Trust Fund (LHTF)

Description of the Work:

Project Type: LHTF Program funding will be used to promote the development and/or preservation of affordable housing for households at or below 80 percent of the area median income, with at least 30 percent of the LHTF Program funding used to assist households with incomes at or below 30 percent of the area median.

Activity: Furnace replacement program

Background: The Floyd County Local Housing Trust Fund will utilize its LHTF Program award to implement a county-wide furnace replacement program for low-income households. Priority will be given to income-qualified homeowners who were impacted by the natural disasters of 2008. Matching funds will be provided through cash and in-kind administration contributions from the Charles City Area Development Corporation.

Progress of the Work:

Complete – 48 Affordable Housing Units Assisted

Estimated Completion Date of the Project:

Project Complete as of 12/31/09 Report

Total Estimated Cost of the Project:

\$117,727

List of All Revenue Sources Being Used to Fund the Project:

SHTF LHTF Program grant	\$94,181
Charles City Area Development Corporation	\$23,546
Total Project Budget:	\$117,727

Amount of Funds Expended:

\$94,181

Amount of Funds Obligated:

\$94,181

Annual Infrastructure Report – 2010
Iowa Finance Authority
State Housing Trust Fund (SHTF) FY2009

Grantee: Homeward Housing Trust Fund (SHTF #09-07)
Location: *Counties Served: Calhoun, Franklin, Hancock, Humboldt, Kossuth, Mitchell, Palo Alto, Pocahontas, Winnebago, Worth and Wright*
Project: Local Housing Trust Fund (LHTF)

Description of the Work:

Project Type: LHTF Program funding will be used to promote the development and/or preservation of affordable housing for households at or below 80 percent of the area median income, with at least 30 percent of the LHTF Program funding used to assist households with incomes at or below 30 percent of the area median.

Activity: Homebuyer assistance and owner-occupied rehabilitation

Background: The Homeward Housing Trust Fund will utilize its LHTF Program award to provide the community services department of each county in its service area with funding to assist extremely low-income homeowners make minor repairs to their homes and for the continuation of a homeownership assistance program for low-income households. The homeownership assistance program will offer financing for downpayment or closing cost assistance for homebuyers and assistance with home improvements for existing homeowners. Funding for all programs will be allocated equally among the 13 counties. Any allocated funds remaining unexpended by a county after a specified time period may be reallocated region wide. Matching funds will be provided through a cash contribution from Homeward, Inc.

Progress of the Work:

55 Affordable Housing Units Assisted as of 12/31/10

Estimated Completion Date of the Project:

November 30, 2011

Total Estimated Cost of the Project:

\$294,317

List of All Revenue Sources Being Used to Fund the Project:

SHTF LHTF Program grant	\$235,453
Homeward, Inc.	\$58,864
Total Project Budget:	\$294,317

Amount of Funds Expended:

\$235,453

Amount of Funds Obligated:

\$235,453

Grantee: City of Oskaloosa Housing Trust Fund (SHTF #09-08)
Location: Area Served: City of Oskaloosa
Project: Local Housing Trust Fund (LHTF)

Description of the Work:

Project Type: LHTF Program funding will be used to promote the development and/or preservation of affordable housing for households at or below 80 percent of the area median income, with at least 30 percent of the LHTF Program funding used to assist households with incomes at or below 30 percent of the area median.

Activity: First-time homebuyer assistance, rental assistance, and demolition programs

Background: The Oskaloosa Housing Trust Fund will use its LHTF Program award to provide first-time homebuyer assistance to low-income households and to fund a tenant-based rental assistance program for extremely low-income households. Local matching funds will also be utilized to finance a demolition program to remove dilapidated housing in the city. Matching funds will be provided through cash contributions from local businesses, foundations, and private donations.

Progress of the Work:

Complete – 42 Affordable Housing Units Assisted

Estimated Completion Date of the Project:

November 30, 2010

Total Estimated Cost of the Project:

\$162,531

List of All Revenue Sources Being Used to Fund the Project:

SHTF LHTF Program grant	\$94,181
Local Fundraising	\$68,350
Total Project Budget:	\$162,531

Amount of Funds Expended:

\$94,181

Amount of Funds Obligated:

\$94,181

Annual Infrastructure Report – 2010
Iowa Finance Authority
State Housing Trust Fund (SHTF) FY2009

Grantee: Housing Trust Fund of Johnson County (SHTF #09-09)
Location: Area Served: Johnson County
Project: Local Housing Trust Fund (LHTF)

Description of the Work:

Project Type: LHTF Program funding will be used to promote the development and/or preservation of affordable housing for households at or below 80 percent of the area median income, with at least 30 percent of the LHTF Program funding used to assist households with incomes at or below 30 percent of the area median.

Activity: Revolving loan fund to support affordable housing activities with preference for projects that create or preserve affordable rental housing and projects serving lower income populations

Background: The Housing Trust Fund of Johnson County (HTFJC) will incorporate LHTF Program funding into its existing revolving loan fund to support the creation and preservation of affordable owner-occupied, rental, transitional, and emergency shelter housing in Johnson County. Businesses, nonprofit organizations, and governmental entities are eligible to apply for financing through the HTFJC’s loan program. Matching funds will be provided through cash contributions from Johnson County and the cities of Coralville, North Liberty and Iowa City; various local contributors to the “Building for the Future” program; a Federal Home Loan Bank Affordable Housing Program grant; and an in-kind administrative contribution from The Housing Fellowship.

Progress of the Work:

Complete – 60 Affordable Housing Units Assisted

Estimated Completion Date of the Project:

Project Complete as of 12/31/10 Report

Total Estimated Cost of the Project:

\$440,972

List of All Revenue Sources Being Used to Fund the Project:

SHTF LHTF Program grant	\$235,453
Johnson County	\$24,000
Coralville	\$15,000
North Liberty	\$8,000
Iowa City	\$10,000
Building for the Future contributions	\$19,079
Federal Home Loan Bank AHP	\$127,000
The Housing Fellowship	\$2,440
Total Project Budget:	\$440,972

Amount of Funds Expended:

\$235,453

Amount of Funds Obligated:

\$235,453

Grantee: City of Dubuque Housing Trust Fund (SHTF #09-10)
Location: Area Served: City of Dubuque
Project: Local Housing Trust Fund (LHTF)

Description of the Work:

Project Type: LHTF Program funding will be used to promote the development and/or preservation of affordable housing for households at or below 80 percent of the area median income, with at least 30 percent of the LHTF Program funding used to assist households with incomes at or below 30 percent of the area median.

Activity: Homeownership assistance, owner-occupied rehabilitation, rental rehabilitation, and lead-based paint removal

Background: The City of Dubuque Housing Trust Fund plans to continue to focus its LHTF Program funding on revitalization efforts in a blighted downtown neighborhood as part of the Washington: Revitalize! initiative. Proposed activities will promote increased homeownership opportunities as well as owner-occupied and rental housing rehabilitation. Loans and forgivable loans will be made to qualified households for home purchase and/or rehabilitation including lead-based paint removal, demolition of derelict properties, relocation of city-acquired homes to vacant lots, and construction loans to nonprofit developers and contractors to rehabilitate and resell homes to qualified homebuyers. In addition, a rental project being developed in the neighborhood by a nonprofit organization will be assisted through a loan to provide a guarantee required by the project’s Historic Tax Credit investor. The City of Dubuque Housing Trust Fund will also use a portion of its matching funds to assist homebuyers above 80 percent of median income purchase homes in the Washington Neighborhood to promote a mixed-income area. Matching funds will be provided through a cash contribution from the city of Dubuque’s general funds with additional dollars provided through the city’s Community Development Block Grant and Lead Hazard Reduction Programs.

Progress of the Work:

Complete – 9 Affordable Housing Units Assisted

Estimated Completion Date of the Project:

Project Complete as of 12/31/10 Report

Total Estimated Cost of the Project:

\$1,188,453

List of All Revenue Sources Being Used to Fund the Project:

SHTF LHTF Program grant	\$235,453
City CDBG	\$293,000
City General Fund	\$335,000
City Lead Paint Program	\$200,000
City CDBG - Rental Rehab	\$60,000
City General Fund	\$65,000
Total Project Budget:	\$1,188,453

Amount of Funds Expended:

\$235,453

Amount of Funds Obligated:

\$235,453

Grantee: Southwest Iowa Housing Trust Fund, Inc. (SHTF #09-11)
Location: *Counties Served: Cass, Fremont, Harrison, Mills, Montgomery, Page, Pottawattamie (excluding the city of Council Bluffs) and Shelby*
Project: Local Housing Trust Fund (LHTF)

Description of the Work:

Project Type: LHTF Program funding will be used to promote the development and/or preservation of affordable housing for households at or below 80 percent of the area median income, with at least 30 percent of the LHTF Program funding used to assist households with incomes at or below 30 percent of the area median.

Activity: Owner-occupied rehabilitation; homeownership assistance through mortgage buydowns; and purchase, rehabilitation, and resale for homeownership

Background: The Southwest Iowa Housing Trust Fund will utilize its LHTF Program award to provide homeownership assistance through mortgage buydowns and purchase, rehabilitation, resale activities for low-income households and owner-occupied rehabilitation assistance for extremely low-income households. Matching funds have been committed by the Southwest Iowa Planning Council.

Progress of the Work:

Complete – 19 Affordable Housing Units Assisted

Estimated Completion Date of the Project:

Project Complete as of 12/31/10 Report

Total Estimated Cost of the Project:

\$294,317

List of All Revenue Sources Being Used to Fund the Project:

SHTF LHTF Program grant	\$235,453
Southwest Iowa Planning Council	\$58,864
Total Project Budget:	\$294,317

Amount of Funds Expended:

\$235,453

Amount of Funds Obligated:

\$235,453

Annual Infrastructure Report – 2010
Iowa Finance Authority
State Housing Trust Fund (SHTF) FY2009

Grantee: COG Housing, Inc. (SHTF #09-12)
Location: *Counties Served: Audubon, Carroll, Crawford, Greene, Guthrie and Sac*
Project: Local Housing Trust Fund (LHTF)

Description of the Work:

Project Type: LHTF Program funding will be used to promote the development and/or preservation of affordable housing for households at or below 80 percent of the area median income, with at least 30 percent of the LHTF Program funding used to assist households with incomes at or below 30 percent of the area median.

Activity: Lead hazard remediation, owner-occupied rehabilitation, downpayment assistance, lot development or lot buydown, emergency relocation expenses, and foreclosure prevention assistance

Background: COG Housing, Inc. will use its LHTF Program award to assist low-income households with a broad spectrum of affordable housing needs through a combination of grants and low-interest loans. Eligible activities will include lead hazard remediation, owner-occupied rehabilitation, downpayment assistance for homebuyers, lot development or lot buydown assistance, and emergency relocation and foreclosure prevention assistance. Matching funds will be provided through cash contributions from the counties, local lenders, and Region XII Council of Governments.

Progress of the Work:

42 Affordable Housing Units Assisted as of 12/31/10

Estimated Completion Date of the Project:

June 30, 2011

Total Estimated Cost of the Project:

\$297,953

List of All Revenue Sources Being Used to Fund the Project:

SHTF LHTF Program grant	\$234,453
County Boards of Supervisors	\$18,000
Local Banks	\$5,100
Region XII COG	\$39,400
Total Project Budget:	\$297,953

Amount of Funds Expended:

\$235,453

Amount of Funds Obligated:

\$235,453

Grantee: Polk County Housing Trust Fund (SHTF #09-13)
Location: Area Served: Polk County
Project: Local Housing Trust Fund (LHTF)

Description of the Work:

Project Type: LHTF Program funding will be used to promote the development and/or preservation of affordable housing for households at or below 80 percent of the area median income, with at least 30 percent of the LHTF Program funding used to assist households with incomes at or below 30 percent of the area median.

Activity: Owner-occupied rehabilitation and repairs; acquisition, rehabilitation, and resale for homeownership; housing for the homeless activities; and assistance to nonprofit organizations to finance operating and housing supportive services expenses

Background: The Polk County Housing Trust Fund will utilize its LHTF Program award to help carry out activities described in its 2009 Housing Assistance Plan, including owner-occupied rehabilitation, acquisition/rehabilitation/resale for homeownership, rapid rehousing for the homeless, and funding for operating and supportive service expenses provided to its nonprofit housing partner agencies. Matching funds will be provided through cash contributions from Polk County as well as private fundraising from several local businesses to finance the operating and supportive services portion of the program.

Progress of the Work:

Complete – 572 Affordable Housing Units Assisted

Estimated Completion Date of the Project:

Project Complete as of 12/31/09 Report

Total Estimated Cost of the Project:

\$1,883,453

List of All Revenue Sources Being Used to Fund the Project:

SHTF LHTF Program grant	\$234,453
Polk County	\$1,140,000
Private Sector Contributions	\$508,000
Total Project Budget:	\$1,883,453

Amount of Funds Expended:

\$235,453

Amount of Funds Obligated:

\$235,453

Annual Infrastructure Report – 2010
Iowa Finance Authority
State Housing Trust Fund (SHTF) FY2009

Grantee: Housing Fund for Linn County (SHTF #09-14)
Location: Area Served: Linn County
Project: Local Housing Trust Fund (LHTF)

Description of the Work:

Project Type: LHTF Program funding will be used to promote the development and/or preservation of affordable housing for households at or below 80 percent of the area median income, with at least 30 percent of the LHTF Program funding used to assist households with incomes at or below 30 percent of the area median.

Activity: Affordable housing promotion through demolition, clearance, and development; reconstruction; rehabilitation; homeownership assistance; rental assistance; transitional housing; and housing for the homeless

Background: The Housing Fund for Linn County will incorporate its LHTF Program funding into its existing revolving loan fund to promote affordable housing in Linn County. Eligible activities will include demolition/clearance/development, reconstruction, rehabilitation, homeownership assistance, rental assistance, transitional housing, and housing for the homeless. Matching funds will be provided through cash contributions from the city of Cedar Rapids, local lenders, businesses, and a Federal Home Loan Bank Affordable Housing Program grant.

Progress of the Work:

Complete – 213 Affordable Housing Units Assisted

Estimated Completion Date of the Project:

Project Complete as of 12/31/10 Report

Total Estimated Cost of the Project:

\$297,953

List of All Revenue Sources Being Used to Fund the Project:

SHTF LHTF Program grant	\$235,453
AEGON Transamerica Foundation	\$5,000
Bradley & Riley, PC	\$250
City of Cedar Rapids	\$6,250
Farmers State Bank	\$1,000
Federal Home Loan Bank AHP	\$39,400
Hills Bank & Trust Company	\$1,000
Mt. Vernon Bank & Trust Co.	\$500
Mt. Vernon Bridge Bank	\$100
Rockwell Collins	\$4,000
Wells Fargo	\$5,000
Total Project Budget:	\$297,953

Amount of Funds Expended:

\$235,453

Amount of Funds Obligated:

\$235,453

Annual Infrastructure Report – 2010
Iowa Finance Authority
State Housing Trust Fund (SHTF) FY2009

Grantee: Southern Iowa COG Housing Trust Fund (SHTF #09-15)
Location: *Counties Served: Adair, Adams, Clarke, Decatur, Madison, Ringgold, Taylor and Union*
Project: Local Housing Trust Fund (LHTF)

Description of the Work:

Project Type: LHTF Program funding will be used to promote the development and/or preservation of affordable housing for households at or below 80 percent of the area median income, with at least 30 percent of the LHTF Program funding used to assist households with incomes at or below 30 percent of the area median.

Activity: Owner-occupied rehabilitation and rehabilitation in support of homeownership, first-time homebuyer assistance, transitional and special needs housing activities (including assisted living), infrastructure for new development and infill housing, lead-based paint remediation, demolition and lot clearance for new construction, and rental projects

Background: The Southern Iowa COG Housing Trust Fund will focus its LHTF Program efforts on seven affordable housing activities: owner-occupied rehabilitation/rehabilitation in support of homeownership, first-time homebuyer assistance, transitional/special needs housing (including assisted living), infrastructure for new development/infill housing, lead-based paint remediation, demolition and lot clearance for new construction, and rental projects. Matching funds have been committed by the Southern Iowa Council of Governments.

Progress of the Work:

3 Affordable Housing Units Assisted as of 12/31/10

Estimated Completion Date of the Project:

June 30, 2011

Total Estimated Cost of the Project:

\$297,953

List of All Revenue Sources Being Used to Fund the Project:

SHTF LHTF Program grant	\$234,453
SICOG	\$62,500
Total Project Budget:	\$297,953

Amount of Funds Expended:

\$235,453

Amount of Funds Obligated:

\$235,453

Annual Infrastructure Report – 2010
Iowa Finance Authority
State Housing Trust Fund (SHTF) FY2009

Grantee: Clay County Local Housing Trust Fund, Inc. (SHTF #09-16)
Location: Area Served: Clay County
Project: Local Housing Trust Fund (LHTF)

Description of the Work:

Project Type: LHTF Program funding will be used to promote the development and/or preservation of affordable housing for households at or below 80 percent of the area median income, with at least 30 percent of the LHTF Program funding used to assist households with incomes at or below 30 percent of the area median.

Activity: Focus on repair, rehabilitation, and energy conservation for owner-occupied and rental housing built prior to 1960

Background: The Clay County Local Housing Trust Fund will focus its first LHTF Program award on assisting low-income households in Clay County through the financing of needed repairs and rehabilitation of the county’s aging housing stock. Both owner-occupied and rental rehabilitation will be eligible activities, although the initial focus of the LHTF is anticipated to be on assisting existing homeowners with rehabilitation work to their single-family homes. Matching funds will be provided through cash contributions from five Clay County communities, the county, local lenders, and businesses as well as in-kind contributions of professional services.

Progress of the Work:

Complete – 19 Affordable Housing Units Assisted

Estimated Completion Date of the Project:

Project Complete as of 12/31/10 Report

Total Estimated Cost of the Project:

\$170,532

List of All Revenue Sources Being Used to Fund the Project:

SHTF LHTF Program grant	\$94,181
Emagine Internet Marketing	\$720
Virelli Consulting	\$2,000
Community Housing Initiatives	\$7,500
Clay County Board of Supervisors	\$750
Local Match: Montgomery, Barry & Bovee Law Office	\$1,250
City of Spencer	\$11,317
City of Everly	\$647
City of Royal	\$500
City of Peterson	\$500
City of Webb	\$167
Local Banks	\$13,000

Annual Infrastructure Report – 2010
Iowa Finance Authority
State Housing Trust Fund (SHTF) FY2009

Century 21 – Jacobsen Real Estate	\$500
Spencer Municipal Utilities	\$2,500
Clay County Community Foundation	\$10,000
Clay County Board of Supervisors	\$25,000
Total Project Budget:	\$170,532

Amount of Funds Expended:

\$94,181

Amount of Funds Obligated:

\$94,181

Grantee: Lakes Community Land Trust (SHTF #09-17)
Location: Area Served: Dickinson County
Project: Local Housing Trust Fund (LHTF)

Description of the Work:

Project Type: LHTF Program funding will be used to promote the development and/or preservation of affordable housing for households at or below 80 percent of the area median income, with at least 30 percent of the LHTF Program funding used to assist households with incomes at or below 30 percent of the area median.

Activity: Homeownership support through community land trust model and construction or rehabilitation cost buydown and grant assistance for nonprofit organizations providing homeless or special needs housing

Background: The Lakes Community Land Trust will utilize its LHTF Program funding for homeownership support for low-income households by buying down the cost of new or rehabilitated homes, principally through the purchase of land under the homes and removing that cost from the purchase price through the community land trust model. Funding may also be used to buydown the cost of construction or rehabilitation of the homes. The Lakes Community Land Trust will also provide assistance to extremely low-income households through its Shelter Grant Program for nonprofit organizations providing housing to homeless persons, victims of domestic violence, or persons with disabilities. Matching funds will be provided through cash contributions from Dickinson County, the Pearson Foundation, and the Dickinson County Endowment Fund as well as the value of donated land from the city of Spirit Lake.

Progress of the Work:

0 Affordable Housing Units Assisted as of 12/31/10 – Purchase / Rehabilitation pending

Estimated Completion Date of the Project:

November 30, 2011

Total Estimated Cost of the Project:

\$141,214

List of All Revenue Sources Being Used to Fund the Project:

SHTF LHTF Program grant	\$94,181
Dickinson County	\$5,000
Pearson Foundation	\$4,333
Dickinson County Endowment Fund	\$5,000
City of Spirit Lake	\$32,700
Total Project Budget:	\$141,214

Amount of Funds Expended:

\$0

Amount of Funds Obligated:

\$94,181

Grantee: Mosaic Housing Corporation XVIII – Osceola/Waukon (SHTF #09-18)
Location: Waukon
Project: Project-Based Housing Program

Description of the Work:

Project Type: Rental

Activity: New Construction

Background: Mosaic Housing Corporation XVIII is awarded a \$90,000 grant to assist in the construction of affordable rental housing units in Osceola and Waukon for persons with developmental disabilities. Since Osceola is located in a county served by a certified Local Housing Trust Fund, only the five units proposed in Waukon are eligible for Project-Based Housing Program assistance. The five-plex in Waukon will include two one-bedroom and three two-bedroom apartments. The units will be subsidized through the HUD Section 811 program, including a Project Rental Assistance Contract. Occupancy for all units will be restricted to tenant households at or below 80 percent of the area median income, although very low-income tenants with Supplemental Security Income (SSI) levels will be targeted. Supportive services will be available to tenants on-site. The Project-Based grant will be used to help finance construction costs in Waukon.

Progress of the Work:

Complete – 5 Affordable Housing Units Assisted

Estimated Completion Date of the Project:

Project Complete as of 12/31/10 Report

Total Estimated Cost of the Project:

\$1,661,320

List of All Revenue Sources Being Used to Fund the Project:

SHTF Project-Based grant	\$90,000
HUD Section 811 capital advance	\$1,424,500
FHLB AHP grant	\$120,000
Owner equity	\$26,820
TOTAL	\$1,661,320

Amount of Funds Expended:

\$50,000

Amount of Funds Obligated:

\$90,000

Grantee: Community Housing Investment Corporation (SHTF #09-19)
Location: Council Bluffs
Project: Project-Based Housing Program

Description of the Work:

Project Type: Homeownership

Activity: New Construction

Background: Community Housing Investment Corporation (CHIC) is awarded a \$90,000 grant to provide down payment assistance for nine first-time homebuyers in Council Bluffs. The homebuyers will be households at or below 80 percent of the area median income participating in CHIC’s INFIL Program. Partner families must attend a HUD approved homebuyer training course provided by the Family Housing Advisory Service, a local nonprofit organization and Iowa Mortgage Help partner agency. The Project-Based Housing Program award will be used to provide down payment assistance to eligible homebuyers.

Progress of the Work:

Complete – 9 Affordable Housing Units Assisted

Estimated Completion Date of the Project:

Project Complete as of 6/30/10 Report

Total Estimated Cost of the Project:

\$1,296,774

List of All Revenue Sources Being Used to Fund the Project:

SHTF Project-Based grant	\$90,000
Contracted Builders	\$1,053,00
City of Council Bluffs 2007 HOME funds	\$90,000
CHIC	\$54,540
Family Housing Advisory Service	\$9,234
TOTAL	\$1,296,774

Amount of Funds Expended:

\$90,000

Amount of Funds Obligated:

\$90,000

Grantee: City of Burlington – Hedge Building (SHTF #09-20)
Location: Burlington
Project: Project-Based Housing Program

Description of the Work:

Project Type: Rental

Activity: Conversion to Affordable Housing

Background: The city of Burlington is awarded a \$90,000 grant to assist in the rehabilitation and conversion of the second and third floors of a downtown property to create three affordable rental housing units. The building located at 401 Jefferson Street, known as the Hedge Building, was constructed in 1881 and is on the National Register of Historic Places. The project will include three one-bedroom apartments for tenants at or below 80 percent of the area median income plus an additional two-bedroom market-rate unit. The building’s main floor will be renovated to provide commercial space, where the owner plans to relocate an existing brokerage firm. The Project-Based Housing Program award will be used to help finance construction costs on the upper floors where existing space will be converted to create three new affordable housing units.

Progress of the Work:

Complete – 3 Affordable Housing Units Assisted

Estimated Completion Date of the Project:

Project Complete as of 6/30/10 Report

Total Estimated Cost of the Project:

\$529,017

List of All Revenue Sources Being Used to Fund the Project:

SHTF Project-Based grant	\$90,000
IDED HOME funds	\$150,000
Becky Anderson	\$250,000
City of Burlington	\$4,000
SHPO	\$35,017
TOTAL	\$529,017

Amount of Funds Expended:

\$90,000

Amount of Funds Obligated:

\$90,000

Grantee: Northeast Iowa Community Action Corporation (SHTF #09-25)
Location: Volga
Project: Project-Based Housing Program

Description of the Work:

Project Type: Rental - Lease Purchase

Activity: New Construction

Background: Northeast Iowa Community Action Corporation (NEICAC) is awarded a \$40,000 grant to assist in the construction of a single-family home in Volga as part of the nonprofit organization’s Rent to Own Program. This unit will be part of a larger phase three development, which will also include two additional units – one to be constructed in West Union and the other in Tripoli. Only the proposed unit in Volga is eligible for the Project-Based Housing Program. In the proposed lease-purchase project, housing units will be rented to eligible households at or below 60 percent of the area median income. Participating households will prepare for homeownership with the benefit of counseling received from NEICAC’s NeighborWorks America certified homebuyer educator. The Project-Based Housing Program award will be used to help finance construction and related soft costs.

Progress of the Work:

Complete – 1 Affordable Housing Unit Assisted

Estimated Completion Date of the Project:

Project Complete as of 12/31/10 Report

Total Estimated Cost of the Project:

\$162,500

List of All Revenue Sources Being Used to Fund the Project:

SHTF Project-Based grant	\$40,000
IDED HOME Housing Fund	\$53,334
I-JOBS Affordable Housing Assistance Grant Fund	\$50,000
City of Volga	\$12,500
NEICAC	\$5,000
IDED HOME Housing Fund	\$6,666
TOTAL	\$162,500

Amount of Funds Expended:

\$40,000

Amount of Funds Obligated:

\$40,000

Grantee: Cornerstone Senior Communities of Remsen (SHTF #09-26)
Location: Sutherland
Project: Project-Based Housing Program

Description of the Work:

Project Type: Rental

Activity: Conversion to Affordable Housing

Background: Cornerstone Senior Communities of Remsen is awarded a \$90,000 grant to convert the vacant second floor of a historic school building in Sutherland into nine affordable rental apartments for older persons. The project will include nine one-bedroom apartments, with seven units targeted to tenants at or below 80 percent of the area median income and two units targeted at or below 50 percent of the area median income as well as a library and computer center. The building's third floor has been previously renovated and will continue to provide nine market-rate apartments for seniors and a commons area. The existing apartment units are fully occupied. The main floor of the building houses the city of Sutherland's administrative offices and a congregate meal site with kitchen, at which a local nursing home provides lunches three days a week. A community swimming pool, locker rooms, and exercise equipment are located in the basement. The Project-Based Housing Program award will be used to help finance construction costs on the upper floors where existing space will be converted to create new affordable housing units.

Progress of the Work:

Planning Stages – Construction to begin in approximately March 2011

Estimated Completion Date of the Project:

September 30, 2011

Total Estimated Cost of the Project:

\$1,079,772

List of All Revenue Sources Being Used to Fund the Project:

SHTF Project-Based grant	\$90,000
HOME loan	\$540,000
Cornerstone Senior Communities of Remsen	\$64,772
O'Brien County EDC	\$100,000
Security State Bank loan	\$58,834
Sutherland Post 152 American Legion	\$25,000
Cornerstone Senior Communities	\$201,166
TOTAL	\$1,079,772

Amount of Funds Expended:

\$0

Amount of Funds Obligated:

\$90,000

Grantee: Hope Haven, Inc. (SHTF #09-27)
Location: Orange City
Project: Project-Based Housing Program

Description of the Work:

Project Type: Rental

Activity: Acquisition of existing market-rate housing property to create new affordable housing units

Background: Hope Haven, Inc. is awarded a \$50,000 Project-Based Housing Program grant to assist in the acquisition of an existing ranch-style single-family home in Orange City to provide affordable rental housing for persons with disabilities. The project will provide housing for four tenants at or below 80 percent of the area median income. During initial lease-up, Hope Haven will target persons with disabilities eligible for the Medicaid Home and Community Based Services waiver who are being displaced by the closing of a local 30-bed residential care facility. Appropriate services based upon a tenant’s individual needs will be delivered on-site. The grant will be used to help acquire the property, creating new affordable housing units.

Progress of the Work:

Complete – 3 Affordable Housing Units Assisted

Estimated Completion Date of the Project:

Project Complete as of 12/31/09 Report

Total Estimated Cost of the Project:

\$117,000

List of All Revenue Sources Being Used to Fund the Project:

SHTF Project-Based grant	\$50,000
Hope Haven, Inc.	\$67,000
TOTAL	\$117,000

Amount of Funds Expended:

\$50,000

Amount of Funds Obligated:

\$50,000

Grantee: CommonBond Communities (SHTF #09-28)
Location: Waterloo
Project: Project-Based Housing Program

Description of the Work:

Project Type: Rental

Activity: Use in combination with the LIHTC Program only to assist units reserved for Extremely Low-Income People

Background: CommonBond Communities is awarded a \$50,000 Project-Based Housing Program grant to assist in the construction of 40 units of affordable rental housing for families in Waterloo. The project, known as East Waterloo Family Housing, is a service-enriched Low-Income Housing Tax Credit development that will reserve eight units for extremely low-income households. In total, the project will include a mix of 40 two-, three-, and four-bedroom townhouse style apartments targeted to very low-income households at or below 50 percent of the area median income. The proposed project will offer tenants a comprehensive on-site supportive services program provided by CommonBond and the Sisters of Mercy. The grant will be used to help construct the eight units targeted to extremely low-income families.

Progress of the Work:

Complete – 40 Affordable Housing Units Assisted

Estimated Completion Date of the Project:

Project Complete as of 12/31/10 Report

Total Estimated Cost of the Project:

\$8,730,504

List of All Revenue Sources Being Used to Fund the Project:

SHTF Project-Based grant	\$50,000
LIHTC equity	\$6,197,511
IDED HOME program	\$750,000
City of Waterloo HOME program	\$282,993
FHLB Pittsburgh AHP	\$500,000
Enterprise Zone Sales Tax Credit	\$50,000
LIHTC equity and deferred developer fee	\$900,000
TOTAL	\$8,730,504

Amount of Funds Expended:

\$50,000

Amount of Funds Obligated:

\$50,000

Grantee: Hope Haven Support Foundation (SHTF #09-29)
Location: Orange City
Project: Project-Based Housing Program

Description of the Work:

Project Type: Rental

Activity: Acquisition of existing market-rate housing property to create new affordable housing units

Background: Hope Haven Support Foundation is awarded a \$50,000 Project-Based Housing Program grant to assist in the acquisition of an existing ranch-style single-family home in Orange City to provide affordable rental housing for persons with disabilities. The project will provide housing for four tenants at or below 80 percent of the area median income. During initial lease-up, Hope Haven Support Foundation will target persons with disabilities eligible for the Medicaid Home and Community Based Services waiver who are being displaced by the closing of a local 30-bed residential care facility. Appropriate services based upon a tenant's individual needs will be delivered on-site. The grant will be used to help acquire the property, creating new affordable housing units.

Progress of the Work:

Complete – 3 Affordable Housing Units Assisted

Estimated Completion Date of the Project:

Project Complete as of 12/31/09 Report

Total Estimated Cost of the Project:

\$98,000

List of All Revenue Sources Being Used to Fund the Project:

SHTF Project-Based grant	\$50,000
Hope Haven, Inc.	\$48,000
TOTAL	\$98,000

Amount of Funds Expended:

\$50,000

Amount of Funds Obligated:

\$50,000

Grantee: Community Housing Investment Corporation (SHTF #09-31)
Location: Council Bluffs
Project: Project-Based Housing Program

Description of the Work:

Project Type: Homeownership

Activity: New Construction

Background: Community Housing Investment Corporation (CHIC) is awarded a \$50,000 grant to provide down payment assistance for five first-time homebuyers in Council Bluffs. The homebuyers will be households at or below 80 percent of the area median income participating in CHIC’s INFIL Program. Partner families must attend a HUD approved homebuyer training course provided by the Family Housing Advisory Service, a local nonprofit organization and Iowa Mortgage Help partner agency. The Project-Based Housing Program award will be used to provide down payment assistance to eligible homebuyers.

Progress of the Work:

Complete – 5 Affordable Housing Units Assisted

Estimated Completion Date of the Project:

Project Complete as of 12/31/09 Report

Total Estimated Cost of the Project:

\$580,000

List of All Revenue Sources Being Used to Fund the Project:

SHTF Project-Based grant	\$50,000
First Mortgages from Local Banks	\$475,000
City of Council Bluffs HOME grant	\$50,000
CHIC	\$5,000
TOTAL	\$580,000

Amount of Funds Expended:

\$50,000

Amount of Funds Obligated:

\$50,000

Grantee: Webster / Humboldt County Habitat for Humanity (SHTF #09-32)
Location: Fort Dodge
Project: Project-Based Housing Program

Description of the Work:

Project Type: Homeownership

Activity: New Construction

Background: Webster/Humboldt County Habitat for Humanity is awarded a \$40,500 grant to construct an affordable single-family home in Fort Dodge. The home will be sold to an eligible household at or below 80 percent of the area median income. Partner families will receive financial, home repair, homeownership, and foreclosure prevention education. Habitat for Humanity of Iowa will administer the grant. The Project-Based Housing Program award will be used to help finance the cost of materials and construction.

Progress of the Work:

Complete – 1 Affordable Housing Unit Assisted

Estimated Completion Date of the Project:

Project Complete as of 12/31/09 Report

Total Estimated Cost of the Project:

\$85,307

List of All Revenue Sources Being Used to Fund the Project:

SHTF Project-Based grant	\$40,500
Church / Civic Group Donors	\$7,500
Softwood Lumber Grant	\$8,000
Wells Fargo	\$15,000
In-kind Donations: Square D, Yale Locks, CertainTeed, Valspar, Whirlpool, Dow Corp, Ferguson	\$5,500
Individual Donors	\$8,807
TOTAL	\$85,307

Amount of Funds Expended:

\$40,500

Amount of Funds Obligated:

\$40,500

Grantee: Habitat for Humanity of Boone County (SHTF #09-33)
Location: Boone
Project: Project-Based Housing Program

Description of the Work:

Project Type: Homeownership

Activity: New Construction

Background: Habitat for Humanity of Boone County is awarded a \$20,585 grant to construct an affordable single-family home in Boone. The home will be sold to an eligible household at or below 80 percent of the area median income. Partner families will receive financial, home repair, homeownership, and foreclosure prevention education. Habitat for Humanity of Iowa will administer the grant. The Project-Based Housing Program award will be used to help finance the cost of materials and construction.

Progress of the Work:

Complete –1 Affordable Housing Unit Assisted

Estimated Completion Date of the Project:

Project Complete as of 12/31/09 Report

Total Estimated Cost of the Project:

\$76,866

List of All Revenue Sources Being Used to Fund the Project:

SHTF Project-Based grant	\$20,585
CIRHA	\$10,000
Boone County Endowment Fund	\$8,000
Corporate Funding	\$825
Church / Civic Group Donations	\$4,601
Individual Donations	\$10,355
HOME Funds	\$22,500
TOTAL	\$76,866

Amount of Funds Expended:

\$20,585

Amount of Funds Obligated:

\$20,585

Annual Infrastructure Report – 2010
Iowa Finance Authority
State Housing Trust Fund (SHTF) FY2009

Grantee: Habitat for Humanity of Clinton County (SHTF #09-36)
Location: Clinton
Project: Project-Based Housing Program

Description of the Work:

Project Type: Homeownership

Activity: New Construction

Background: Habitat for Humanity of Clinton County is awarded a \$13,000 grant to construct an affordable single-family home in Clinton. The home will be sold to an eligible household at or below 80 percent of the area median income. Partner families will receive financial, home repair, homeownership, and foreclosure prevention education. Habitat for Humanity of Iowa will administer the grant. The Project-Based Housing Program award will be used to help finance the cost of materials and construction

Progress of the Work:

Complete – 1 Affordable Housing Unit Assisted

Estimated Completion Date of the Project:

Project Complete as of 12/31/09 Report

Total Estimated Cost of the Project:

\$65,541

List of All Revenue Sources Being Used to Fund the Project:

SHTF Project-Based grant	\$13,000
HFH of Clinton County Cash	\$46,372
Church / Civic Organization Donations	\$333
Individual / Corporate Donations	\$3,375
In-kind Donations	\$2,461
TOTAL	\$65,541

Amount of Funds Expended:

\$13,000

Amount of Funds Obligated:

\$13,000

Annual Infrastructure Report – 2010
Iowa Finance Authority
State Housing Trust Fund (SHTF) FY2010

Grantee: Scott County Housing Council (SHTF #10-01)
Location: Area Served: Scott County
Project: Local Housing Trust Fund (LHTF)

Description of the Work:

Project Type: LHTF Program funding will be used to promote the development and/or preservation of affordable housing for households at or below 80 percent of the area median income, with at least 30 percent of the LHTF Program funding used to assist households with incomes at or below 30 percent of the area median.

Activity: Down payment assistance, first and second mortgages; new construction of single-family homes and multifamily housing units; rehabilitate single-family homes and multifamily housing units; establish a foreclosure rescue fund to assist households facing foreclosure retain their homes

Background: The Scott County Housing Council will incorporate LHTF Program funding into its grant/revolving loan fund, to which all Scott County nonprofit housing service providers and for-profit developers are eligible to apply in support of their affordable housing efforts. Assisted projects will promote the goals of the two-year strategic plan adopted by the Quad Cities Housing Cluster, which addresses the area’s full continuum of housing needs. Matching funds have been provided through cash contributions from the Riverboat Development Authority, the Scott County Regional Authority, Scott County, and the cities of Davenport and Bettendorf.

Progress of the Work:

Complete – 170 Affordable Housing Units Assisted

Estimated Completion Date of the Project:

Project Complete as of 12/31/09 Report

Total Estimated Cost of the Project:

\$4,553,875

List of All Revenue Sources Being Used to Fund the Project:

SHTF LHTF Program	\$284,690
Riverboat Development Authority	\$100,000
Scott County Regional Authority	\$174,000
Scott County and Cities of Davenport and Bettendorf	\$22,000
SCHC Grant/RLF Fund	\$555,750
FY2010 HUD EDI	\$380,000
Leverage required by participating agencies	\$3,037,435
TOTAL SOURCES	\$4,553,875

Amount of Funds Expended:

\$284,690

Amount of Funds Obligated:

\$284,690

Annual Infrastructure Report – 2010
Iowa Finance Authority
State Housing Trust Fund (SHTF) FY2010

Grantee: Southwest Iowa Housing Trust Fund, Inc. (SHTF #10-02)
Location: *Counties Served: Cass, Fremont, Harrison, Mills, Montgomery, Page, Pottawattamie (excluding the city of Council Bluffs) and Shelby*
Project: Local Housing Trust Fund (LHTF)

Description of the Work:

Project Type: LHTF Program funding will be used to promote the development and/or preservation of affordable housing for households at or below 80 percent of the area median income, with at least 30 percent of the LHTF Program funding used to assist households with incomes at or below 30 percent of the area median.

Activity: Owner-occupied and rental rehabilitation, including transitional housing; down payment assistance; purchase, rehabilitation, and resale for homeownership; and demolition of blighted properties

Background: The Southwest Iowa Housing Trust Fund will utilize its LHTF Program award to promote homeownership through down payment assistance and purchase, rehabilitation, and resale activities for low-income households as well as owner-occupied and rental rehabilitation assistance for extremely low-income households. Local matching funds will also be utilized to finance a demolition program to remove dilapidated housing in the region. Matching funds have been committed by the Southwest Iowa Planning Council, including annual contributions from each of the eight counties served by the trust fund.

Progress of the Work:

23 Affordable Housing Units Assisted as of 12/31/10

Estimated Completion Date of the Project:

December 31, 2011

Total Estimated Cost of the Project:

\$369,247

List of All Revenue Sources Being Used to Fund the Project:

SHTF LHTF Program	\$295,397
Southwest Iowa Planning Council	\$73,850
TOTAL SOURCES	\$369,247

Amount of Funds Expended:

\$295,397

Amount of Funds Obligated:

\$295,397

Annual Infrastructure Report – 2010
Iowa Finance Authority
State Housing Trust Fund (SHTF) FY2010

Grantee: **Region 6 Housing Trust Fund (SHTF #10-03)**
Location: **Counties Served: Hardin, Marshall, Poweshiek, and Tama**
Project: **Local Housing Trust Fund (LHTF)**

Description of the Work:

Project Type: LHTF Program funding will be used to promote the development and/or preservation of affordable housing for households at or below 80 percent of the area median income, with at least 30 percent of the LHTF Program funding used to assist households with incomes at or below 30 percent of the area median.

Activity: Owner-occupied and rental rehabilitation; development of new affordable owner-occupied and rental housing; down payment and closing costs assistance program; utility and rent deposit assistance; homeless assistance or prevention; and homebuyer, tenant, and landlord education

Background: The Region 6 Housing Trust Fund will utilize its LHTF Program award to provide assistance for low-income residents dealing with a variety of housing needs through the rehabilitation and construction of owner-occupied and rental housing; down payment and closing costs assistance for homebuyers; and utility, rent deposit, or homeless assistance/prevention for extremely low-income households. The Region 6 Housing Trust Fund will also focus on providing homebuyer, tenant, and landlord education. Matching funds will be provided through cash contributions from Hardin, Marshall, Poweshiek, and Tama counties and the Region 6 Planning Commission. In addition, Region 6 will provide in-kind administrative services. Mid-Iowa Community Action has committed to provide education on homeownership as well as tenant and landlord rights as applicable to all assisted households as an in-kind contribution to the Region 6 Housing Trust Fund.

Progress of the Work:

35 Affordable Housing Units Assisted as of 12/31/10

Estimated Completion Date of the Project:

December 31, 2011

Total Estimated Cost of the Project:

\$335,218

List of All Revenue Sources Being Used to Fund the Project:

SHTF LHTF Program	\$268,174
Hardin County	\$1,327
Marshall County	\$2,773
Poweshiek County	\$1,327
Tama County	\$1,277
Region 6 Planning Commission	\$47,436
Region 6 Planning Commission (in-kind)	\$5,666
Mid-Iowa Community Action (in-kind)	\$7,238
TOTAL SOURCES	\$335,218

Amount of Funds Expended:

\$268,174

Amount of Funds Obligated:

\$268,174

Annual Infrastructure Report – 2010
Iowa Finance Authority
State Housing Trust Fund (SHTF) FY2010

Grantee: City of Oskaloosa Housing Trust Fund (SHTF #10-04)
Location: Area Served: City of Oskaloosa
Project: Local Housing Trust Fund (LHTF)

Description of the Work:

Project Type: LHTF Program funding will be used to promote the development and/or preservation of affordable housing for households at or below 80 percent of the area median income, with at least 30 percent of the LHTF Program funding used to assist households with incomes at or below 30 percent of the area median.

Activity: First-time homebuyer assistance, urgent repair program, rental assistance, and demolition programs

Background: The Oskaloosa Housing Trust Fund will use its LHTF Program award to provide first-time homebuyer and urgent repair assistance to low-income households and to fund a tenant-based rental assistance program for extremely low-income households. Local matching funds will also be utilized to finance a demolition program to remove dilapidated housing in the city. Matching funds will be provided through cash contributions from local businesses, foundations, and private donations.

Progress of the Work:

13 Affordable Housing Units Assisted as of 12/31/10

Estimated Completion Date of the Project:

December 31, 2011

Total Estimated Cost of the Project:

\$71,069

List of All Revenue Sources Being Used to Fund the Project:

SHTF LHTF Program	\$51,069
Local Fundraising	\$20,000
TOTAL SOURCES	\$71,069

Amount of Funds Expended:

\$51,069

Amount of Funds Obligated:

\$51,069

Annual Infrastructure Report – 2010
Iowa Finance Authority
State Housing Trust Fund (SHTF) FY2010

Grantee: Polk County Housing Trust Fund (SHTF #10-05)
Location: Area Served: Polk County
Project: Local Housing Trust Fund (LHTF)

Description of the Work:

Project Type: LHTF Program funding will be used to promote the development and/or preservation of affordable housing for households at or below 80 percent of the area median income, with at least 30 percent of the LHTF Program funding used to assist households with incomes at or below 30 percent of the area median.

Activity: Rehabilitation or construction of multifamily rental housing development, capital improvements to existing rental and transitional housing, owner-occupied rehabilitation program including lead remediation, predevelopment and technical assistance financing, and assistance to nonprofit organizations to finance operating and supportive services expenses

Background: The Polk County Housing Trust Fund will utilize its LHTF Program award to help carry out activities described in its 2010 Housing Assistance Plan, including owner-occupied rehabilitation and lead remediation, new affordable housing development through the rehabilitation or construction of multifamily rental units, capital improvements to existing rental and transitional housing, predevelopment financing, technical assistance funding for comprehensive housing needs assessments, and funding for operating and supportive housing service expenses provided to its five nonprofit housing partner agencies. Matching funds will be provided through cash contributions from Polk County as well as private fundraising from several local businesses to finance the operating and supportive services portion of the program.

Progress of the Work:

Complete – 430 Affordable Housing Units Assisted

Estimated Completion Date of the Project:

Project Complete as of 12/31/10 Report

Total Estimated Cost of the Project:

\$2,633,700

List of All Revenue Sources Being Used to Fund the Project:

SHTF LHTF Program	\$544,778
Polk County	\$1,453,922
Private Sector Fundraising	\$635,000
TOTAL SOURCES	\$2,633,700

Amount of Funds Expended:

\$544,778

Amount of Funds Obligated:

\$544,778

Annual Infrastructure Report – 2010
Iowa Finance Authority
State Housing Trust Fund (SHTF) FY2010

Grantee: **Housing Fund for Linn County (SHTF #10-06)**
Location: **Area Served: Linn County**
Project: **Local Housing Trust Fund (LHTF)**

Description of the Work:

Project Type: LHTF Program funding will be used to promote the development and/or preservation of affordable housing for households at or below 80 percent of the area median income, with at least 30 percent of the LHTF Program funding used to assist households with incomes at or below 30 percent of the area median.

Activity: Affordable housing promotion through owner or rental property demolition/clearance, development, reconstruction, or rehabilitation; homeownership assistance; rental assistance; transitional housing; and homelessness assistance

Background: The Housing Fund for Linn County will promote the provision of affordable housing in a variety of ways under its Housing Assistance Plan. Eligible activities will include demolition/clearance, development, reconstruction, or rehabilitation for rental and owner-occupied housing; homeownership assistance; rental assistance including for security deposits and utilities; transitional housing; and housing for the homeless. Matching funds will be provided through cash contributions from the city of Cedar Rapids, Linn County, and the Aegon Transamerica Foundation and a Federal Home Loan Bank Affordable Housing Program grant.

Progress of the Work:

109 Affordable Housing Units Assisted as of 12/31/10

Estimated Completion Date of the Project:

December 31, 2011

Total Estimated Cost of the Project:

\$410,747

List of All Revenue Sources Being Used to Fund the Project:

SHTF LHTF Program	\$328,574
City of Cedar Rapids	\$3,636
Linn County	\$12,937
Aegon Transamerica Foundation	\$5,000
Federal Home Loan Bank AHP	\$60,600
TOTAL SOURCES	\$410,747

Amount of Funds Expended:

\$328,574

Amount of Funds Obligated:

\$328,574

Grantee: Floyd County Housing Trust Fund (SHTF #10-07)
Location: Area Served: Floyd County
Project: Local Housing Trust Fund (LHTF)

Description of the Work:

Project Type: LHTF Program funding will be used to promote the development and/or preservation of affordable housing for households at or below 80 percent of the area median income, with at least 30 percent of the LHTF Program funding used to assist households with incomes at or below 30 percent of the area median.

Activity: Furnace replacement program

Background: The Floyd County Local Housing Trust Fund will utilize its LHTF Program award to implement a county-wide furnace replacement program for low-income households. Priority will be given to extremely low-income homeowners. Special consideration will also be given to homeowners who were impacted by the natural disasters of 2008. Matching funds will be provided through a cash contribution from the Charles City Area Development Corporation and a federal grant.

Progress of the Work:

Complete – 43 Affordable Housing Units Assisted

Estimated Completion Date of the Project:

Project Complete as of 6/30/10 Report

Total Estimated Cost of the Project:

\$108,855

List of All Revenue Sources Being Used to Fund the Project:

SHTF LHTF Program	\$56,183
Charles City Area Development Corporation (federal grant)	\$51,367
CCADC Local Cash Match	\$1,405
TOTAL SOURCES	\$108,855

Amount of Funds Expended:

\$56,183

Amount of Funds Obligated:

\$56,183

Annual Infrastructure Report – 2010
Iowa Finance Authority
State Housing Trust Fund (SHTF) FY2010

Grantee: COG Housing, Inc. (SHTF #10-08)
Location: *Counties Served: Audubon, Carroll, Crawford, Greene, Guthrie and Sac*
Project: Local Housing Trust Fund (LHTF)

Description of the Work:

Project Type: LHTF Program funding will be used to promote the development and/or preservation of affordable housing for households at or below 80 percent of the area median income, with at least 30 percent of the LHTF Program funding used to assist households with incomes at or below 30 percent of the area median.

Activity: Lead hazard remediation, owner-occupied rehabilitation, downpayment assistance, emergency relocation expenses, and foreclosure prevention assistance

Background: COG Housing, Inc. will use its LHTF Program award to assist low-income households with a broad spectrum of affordable housing needs through a combination of grants and low-interest loans. Eligible activities will include lead hazard remediation, owner-occupied rehabilitation, downpayment assistance for homebuyers, and emergency relocation and foreclosure prevention assistance. Matching funds will be provided through cash contributions from all six counties to be served through the trust fund and Region XII Council of Governments as well as a Federal Home Loan Bank Affordable Housing Program grant.

Progress of the Work:

0 Affordable Housing Units Assisted as of 12/31/10 – Applications for owner-occupied rehabilitation assistance are being processed

Estimated Completion Date of the Project:

December 31, 2011

Total Estimated Cost of the Project:

\$313,934

List of All Revenue Sources Being Used to Fund the Project:

SHTF LHTF Program	\$248,934
Audubon County	\$3,000
Carroll County	\$3,000
Crawford County	\$3,000
Greene County	\$3,000
Guthrie County	\$3,000
Sac County	\$3,000
Area Banks	\$2,750
Region XII Council of Governments RLF	\$24,250
Federal Home Loan Bank AHP (to be covered by COG RLF if AHP grant not funded)	\$20,000
TOTAL SOURCES	\$313,934

Amount of Funds Expended:

\$248,934

Amount of Funds Obligated:

\$248,934

Annual Infrastructure Report – 2010
Iowa Finance Authority
State Housing Trust Fund (SHTF) FY2010

Grantee: Northwest Iowa Regional Housing Trust Fund, Inc. (SHTF #10-09)
Location: *Counties Served: Buena Vista, Emmet, Lyon, O'Brien, Osceola, and Sioux*
Project: Local Housing Trust Fund (LHTF)

Description of the Work:

Project Type: LHTF Program funding will be used to promote the development and/or preservation of affordable housing for households at or below 80 percent of the area median income, with at least 30 percent of the LHTF Program funding used to assist households with incomes at or below 30 percent of the area median.

Activity: Owner-occupied rehabilitation

Background: The Northwest Iowa Regional Housing Trust Fund, Inc. (NWIRHTF) will focus its LHTF Program award on assisting low-income homeowners in its service area through the financing of needed repairs and rehabilitation of the region's aging housing stock, including lead-hazard reduction activities. Priority will be given to households with elevated blood lead levels, extremely low incomes, the frail elderly, persons with severe disabilities, and the homeless. Matching funds will be provided through cash contributions from Buena Vista, Emmet, Lyon, O'Brien, Osceola, and Sioux Counties and in-kind administrative contributions from the Northwest Iowa Planning and Development Commission, the cities of Sheldon and Sibley, Emmet County, and Ogden Publishing.

Progress of the Work:

19 Affordable Housing Units Assisted as of 12/31/10

Estimated Completion Date of the Project:

December 31, 2011

Total Estimated Cost of the Project:

\$336,237

List of All Revenue Sources Being Used to Fund the Project:

SHTF LHTF Program	\$268,989
Local Match cash contributions (Buena Vista, Emmet, Lyon, O'Brien, Osceola, and Sioux Counties)	\$50,436
Additional in-kind administration (NWIPDC, Cities of Sheldon and Sibley, Emmet County, and Ogden Publishing)	\$16,812
TOTAL SOURCES	\$336,237

Amount of Funds Expended:

\$268,989

Amount of Funds Obligated:

\$268,989

Grantee: City of Dubuque Housing Trust Fund (SHTF #10-10)
Location: Area Served: City of Dubuque
Project: Local Housing Trust Fund (LHTF)

Description of the Work:

Project Type: LHTF Program funding will be used to promote the development and/or preservation of affordable housing for households at or below 80 percent of the area median income, with at least 30 percent of the LHTF Program funding used to assist households with incomes at or below 30 percent of the area median.

Activity: Homeownership assistance, owner-occupied rehabilitation, rental rehabilitation, and lead-based paint removal

Background: The City of Dubuque Housing Trust Fund plans to continue to focus its LHTF Program funding on revitalization efforts in a blighted downtown neighborhood as part of the Washington: Revitalize! initiative. Proposed activities will promote increased homeownership opportunities as well as owner-occupied rehabilitation. Loans and forgivable loans will be made to qualified households for home purchase and/or rehabilitation. Construction loans may also be made to nonprofit developers and contractors to rehabilitate and resell homes to qualified homebuyers. The trust fund also plans to provide assistance to the newly formed Washington Neighborhood Development Corporation, a new CDC formed to help with neighborhood revitalization efforts. Matching funds will be provided through a cash contribution from the city of Dubuque’s general funds with additional dollars provided through the city’s Community Development Block Grant and Lead Hazard Reduction programs.

Progress of the Work:

9 Affordable Housing Units Assisted as of 12/31/10

Estimated Completion Date of the Project:

December 31, 2011

Total Estimated Cost of the Project:

\$787,250

List of All Revenue Sources Being Used to Fund the Project:

SHTF LHTF Program	\$157,250
City of Dubuque – general fund	\$282,000
City of Dubuque – CDBG	\$288,000
City of Dubuque – Lead Hazard Reduction Program	\$60,000
TOTAL SOURCES	\$787,250

Amount of Funds Expended:

\$157,250

Amount of Funds Obligated:

\$157,250

Annual Infrastructure Report – 2010
Iowa Finance Authority
State Housing Trust Fund (SHTF) FY2010

Grantee: Iowa Northland Regional Housing Council LHTF (SHTF #10-11)
Location: *Counties Served: Black Hawk (excluding the cities of Waterloo and Cedar Falls), Bremer, Buchanan, Butler, Chickasaw and Grundy*
Project: Local Housing Trust Fund (LHTF)

Description of the Work:

Project Type: LHTF Program funding will be used to promote the development and/or preservation of affordable housing for households at or below 80 percent of the area median income, with at least 30 percent of the LHTF Program funding used to assist households with incomes at or below 30 percent of the area median.

Activity: Rehabilitation of housing for persons with disabilities, single-family and lease-purchase housing new construction, rental housing roof repairs, and an emergency repair program

Background: The Iowa Northland Regional Housing Council LHTF will focus its efforts on five activities: a partnership with a community agency to renovate housing units for persons with disabilities, a partnership with the Iowa Heartland Habitat for Humanity chapter to build a new single-family home in either Bremer County or Butler County, a partnership with USDA Rural Development to provide needed roof repairs to affordable rental housing in Clarksville and Shell Rock, an emergency repair program, and a partnership with the Northeast Iowa Community Action Corporation (NEICAC) to construct a new lease-purchase home in Tripoli. Matching funds will be provided through cash contributions from Iowa Heartland Habitat for Humanity, NEICAC, USDA Rural Development, and the Iowa Northland Regional Housing Council.

Progress of the Work:

30 Affordable Housing Units Assisted as of 12/31/10

Estimated Completion Date of the Project:

December 31, 2011

Total Estimated Cost of the Project:

\$355,695

List of All Revenue Sources Being Used to Fund the Project:

SHTF LHTF Program	\$282,296
Iowa Heartland Habitat for Humanity	\$9,000
Northeast Iowa Community Action Corporation	\$7,500
USDA Rural Development	\$7,950
Iowa Northland Regional Housing Council	\$48,949
TOTAL SOURCES	\$355,695

Amount of Funds Expended:

\$282,296

Amount of Funds Obligated:

\$282,296

Grantee: Lakes Community Land Trust (SHTF #10-12)
Location: Area Served: Dickinson County
Project: Local Housing Trust Fund (LHTF)

Description of the Work:

Project Type: LHTF Program funding will be used to promote the development and/or preservation of affordable housing for households at or below 80 percent of the area median income, with at least 30 percent of the LHTF Program funding used to assist households with incomes at or below 30 percent of the area median.

Activity: Shelter grants, transitional housing development, and homeownership assistance through the community land trust model

Background: The Lakes Community Land Trust will utilize its LHTF Program funding for homeownership support for low-income households by buying down the cost of new or rehabilitated homes, principally through the community land trust model, and to help develop new transitional housing opportunities. The Lakes Community Land Trust will also provide assistance to extremely low-income households through its Shelter Grant Program for nonprofit organizations providing housing to homeless persons or persons with disabilities. Matching funds will be provided through cash contributions from Dickinson County and the city of Spirit Lake.

Progress of the Work:

0 Affordable Housing Units Assisted as of 12/31/10 – Planning stages

Estimated Completion Date of the Project:

December 31, 2011

Total Estimated Cost of the Project:

\$70,969

List of All Revenue Sources Being Used to Fund the Project:

SHTF LHTF Program	\$56,775
Dickinson County	\$10,646
City of Spirit Lake	\$3,548
TOTAL SOURCES	\$70,969

Amount of Funds Expended:

\$56,775

Amount of Funds Obligated:

\$56,775

Annual Infrastructure Report – 2010
Iowa Finance Authority
State Housing Trust Fund (SHTF) FY2010

Grantee: Southern Iowa COG Housing Trust Fund (SHTF #10-13)
Location: *Counties Served: Adair, Adams, Clarke, Decatur, Madison, Ringgold, Taylor and Union*
Project: Local Housing Trust Fund (LHTF)

Description of the Work:

Project Type: LHTF Program funding will be used to promote the development and/or preservation of affordable housing for households at or below 80 percent of the area median income, with at least 30 percent of the LHTF Program funding used to assist households with incomes at or below 30 percent of the area median.

Activity: Owner-occupied rehabilitation and rehabilitation in support of homeownership, first-time homebuyer assistance, transitional and special needs housing activities (including assisted living), infrastructure for new development and infill housing, lead-based paint remediation, demolition and lot clearance for new construction, and rental projects

Background: The Southern Iowa COG Housing Trust Fund will focus its LHTF Program efforts on seven affordable housing activities: owner-occupied rehabilitation/rehabilitation in support of homeownership, first-time homebuyer assistance, transitional/special needs housing (including assisted living), infrastructure for new development/infill housing, lead-based paint remediation, demolition and lot clearance for new construction, and rental projects. Matching funds have been committed by the Southern Iowa Council of Governments.

Progress of the Work:

0 Affordable Housing Units Assisted as of 12/31/10 – Planning stages

Estimated Completion Date of the Project:

December 31, 2011

Total Estimated Cost of the Project:

\$304,012

List of All Revenue Sources Being Used to Fund the Project:

SHTF LHTF Program	\$243,209
Southern Iowa Council of Governments	\$60,803
TOTAL SOURCES	\$304,012

Amount of Funds Expended:

\$0

Amount of Funds Obligated:

\$243,209

Annual Infrastructure Report – 2010
Iowa Finance Authority
State Housing Trust Fund (SHTF) FY2010

Grantee: Clay County Local Housing Trust Fund, Inc. (SHTF #10-14)
Location: Area Served: Clay County
Project: Local Housing Trust Fund (LHTF)

Description of the Work:

Project Type: LHTF Program funding will be used to promote the development and/or preservation of affordable housing for households at or below 80 percent of the area median income, with at least 30 percent of the LHTF Program funding used to assist households with incomes at or below 30 percent of the area median.

Activity: Focus on repair, rehabilitation, and energy conservation for owner-occupied and rental housing

Background: The Clay County Local Housing Trust Fund will focus its LHTF Program award on assisting low-income households in Clay County through the financing of needed repairs and rehabilitation of the county’s aging housing stock. Both owner-occupied and rental rehabilitation will be eligible activities, although the focus of the LHTF is anticipated to be on assisting existing homeowners with rehabilitation work to their single-family homes. Matching funds will be provided through cash contributions from Clay County, Bethlehem Lutheran Church, the Clay County Community Foundation, and the city of Spencer as well as in-kind contributions of professional and administrative services.

Progress of the Work:

7 Affordable Housing Units Assisted as of 12/31/10

Estimated Completion Date of the Project:

December 31, 2011

Total Estimated Cost of the Project:

\$73,291

List of All Revenue Sources Being Used to Fund the Project:

SHTF LHTF Program	\$56,691
Clay County	\$5,000
Bethlehem Lutheran Church	\$5,000
Clay County Community Foundation	\$1,600
City of Spencer	\$1,500
In-kind contributions	\$3,500
TOTAL SOURCES	\$73,291

Amount of Funds Expended:

\$56,691

Amount of Funds Obligated:

\$56,691

Annual Infrastructure Report – 2010
Iowa Finance Authority
State Housing Trust Fund (SHTF) FY2010

Grantee: Fayette County Local Housing Trust Fund (SHTF #10-15)
Location: Area Served: Fayette County
Project: Local Housing Trust Fund (LHTF)

Description of the Work:

Project Type: LHTF Program funding will be used to promote the development and/or preservation of affordable housing for households at or below 80 percent of the area median income, with at least 30 percent of the LHTF Program funding used to assist households with incomes at or below 30 percent of the area median.

Activity: Focus on repair and rehabilitation of the county’s aging owner-occupied and rental housing stock, with consideration for new construction activities

Background: The Fayette County Local Housing Trust Fund will focus its LHTF Program award on assisting low-income households in Fayette County through the financing of needed repairs and rehabilitation of the county’s aging housing stock. Both owner-occupied and rental rehabilitation will be eligible activities, although the focus of the LHTF is anticipated to be on assisting existing homeowners with rehabilitation work to their single-family homes. Applications to assist with the development of new affordable housing opportunities for low-income households will also continue to be considered. Matching funds will be provided through cash contributions from Fayette County and the cities of Oelwein, West Union, Fairbank, Fayette, Elgin, and Hawkeye and in-kind administrative contributions from Fayette County Economic Development. Additional matching funds will be provided through a USDA Rural Development grant recently awarded to the Fayette County Local Housing Trust Fund.

Progress of the Work:

21 Affordable Housing Units Assisted as of 12/31/10

Estimated Completion Date of the Project:

December 31, 2011

Total Estimated Cost of the Project:

\$125,674

List of All Revenue Sources Being Used to Fund the Project:

SHTF LHTF Program	\$60,273
Fayette County	\$1,500
City of Oelwein	\$15,000
City of West Union	\$15,000
City of Fairbank	\$1,000
City of Elgin	\$500
City of Fayette	\$945
City of Hawkeye	\$500
USDA Rural Development	\$28,456
In-kind Contribution (Fayette County Economic Development)	\$2,500
TOTAL SOURCES	\$125,674

Amount of Funds Expended:

\$60,273

Amount of Funds Obligated:

\$60,273

Annual Infrastructure Report – 2010
Iowa Finance Authority
State Housing Trust Fund (SHTF) FY2010

Grantee: Northeast Iowa Regional Housing Trust Fund (SHTF #10-16)
Location: *Counties Served: Allamakee, Clayton, Howard, and Winneshiek*
Project: Local Housing Trust Fund (LHTF)

Description of the Work:

Project Type: LHTF Program funding will be used to promote the development and/or preservation of affordable housing for households at or below 80 percent of the area median income, with at least 30 percent of the LHTF Program funding used to assist households with incomes at or below 30 percent of the area median.

Activity: Owner-occupied and rental rehabilitation, first-time homebuyer assistance

Background: The Northeast Iowa Regional Housing Trust Fund, Inc. (NEIRHTF) will use its LHTF Program award to assist in the rehabilitation, repair, and development of affordable rental and owner-occupied housing in its service area. Proposed funding activities include projects addressing the repair and rehabilitation of the region’s aging housing stock and the consideration of new affordable housing development. The NEIRHTF also intends provide assistance for first-time homebuyers for down payment, closing costs, and, if necessary, rehabilitation in conjunction with home purchase. Matching funds will be provided through cash contributions from Allamakee and Winneshiek Counties; the cities of Decorah, Garnavillo, and Marquette, the Upper Mississippi Gaming Corporation; Howard County Economic Development; and the Northeast Iowa Board of Realtors as well as an in-kind contribution from the Clayton County Development Group.

Progress of the Work:

30 Affordable Housing Units Assisted as of 12/31/10

Estimated Completion Date of the Project:

December 31, 2011

Total Estimated Cost of the Project:

\$309,351

List of All Revenue Sources Being Used to Fund the Project:

SHTF LHTF Program	\$237,501
Allamakee County	\$15,000
Winneshiek County	\$10,000
City of Decorah	\$16,000
City of Garnavillo	\$5,060
City of Marquette	\$5,000
Upper Mississippi Gaming Corporation	\$10,000
Howard County Economic Development	\$6,000
Northeast Iowa Board of Realtors	\$500
In-kind contribution (Clayton County Development Group)	\$4,290
TOTAL SOURCES	\$309,351

Amount of Funds Expended:

\$237,501

Amount of Funds Obligated:

\$237,501

Annual Infrastructure Report – 2010
Iowa Finance Authority
State Housing Trust Fund (SHTF) FY2010

Grantee: Sioux City Housing Trust Fund, Inc. (SHTF #10-17)
Location: Area Served: City of Sioux City
Project: Local Housing Trust Fund (LHTF)

Description of the Work:

Project Type: LHTF Program funding will be used to promote the development and/or preservation of affordable housing for households at or below 80 percent of the area median income, with at least 30 percent of the LHTF Program funding used to assist households with incomes at or below 30 percent of the area median.

Activity: Single-family owner-occupied rehabilitation in the city’s urban renewal areas and a city-wide emergency repair program

Background: The Sioux City Housing Trust Fund will continue its use of LHTF Program funding for single family owner-occupied rehabilitation assistance for low-income households in the city’s urban renewal areas, providing qualified homeowners up to a maximum \$10,000 forgivable loan for rehabilitation and lead-based paint mitigation purposes. Funding will also be made available for a city-wide emergency repair program, providing qualified homeowners up to a maximum \$5,000 grant to finance the emergency repair of critical systems. The city will provide matching funds from its Community Development Block Grant (CDBG) allocation and in-kind administrative services.

Progress of the Work:

29 Affordable Housing Units Assisted as of 12/31/10

Estimated Completion Date of the Project:

December 31, 2011

Total Estimated Cost of the Project:

\$356,614

List of All Revenue Sources Being Used to Fund the Project:

SHTF LHTF Program	\$182,807
City of Sioux City – CDBG	\$178,237
City of Sioux City – In-kind Administrative Services	\$4,570
TOTAL SOURCES	\$356,614

Amount of Funds Expended:

\$182,807

Amount of Funds Obligated:

\$182,807

Annual Infrastructure Report – 2010
Iowa Finance Authority
State Housing Trust Fund (SHTF) FY2010

Grantee: Homeward Housing Trust Fund (SHTF #10-18)
Location: *Counties Served: Calhoun, Franklin, Hancock, Humboldt, Kossuth, Mitchell, Palo Alto, Pocahontas, Winnebago, Worth and Wright*
Project: Local Housing Trust Fund (LHTF)

Description of the Work:

Project Type: LHTF Program funding will be used to promote the development and/or preservation of affordable housing for households at or below 80 percent of the area median income, with at least 30 percent of the LHTF Program funding used to assist households with incomes at or below 30 percent of the area median.

Activity: Homebuyer assistance and owner-occupied rehabilitation

Background: The Homeward Housing Trust Fund will utilize its LHTF Program award to provide the community services department of each county in its service area with funding to assist extremely low-income households stabilize their housing situation by providing utility or rent deposit assistance for renters or to help homeowners make minor repairs to their homes. The Homeward Housing Trust Fund will also continue its homeownership assistance program for low-income households, offering financing for downpayment assistance for homebuyers and assistance with home improvements for existing homeowners. Matching funds will be provided through a cash contribution from Homeward, Inc.

Progress of the Work:

29 Affordable Housing Units Assisted as of 12/31/10

Estimated Completion Date of the Project:

December 31, 2011

Total Estimated Cost of the Project:

\$363,469

List of All Revenue Sources Being Used to Fund the Project:

SHTF LHTF Program	\$290,775
Homeward, Inc.	\$72,694
TOTAL SOURCES	\$363,469

Amount of Funds Expended:

\$290,775

Amount of Funds Obligated:

\$290,775

Annual Infrastructure Report – 2010
Iowa Finance Authority
State Housing Trust Fund (SHTF) FY2010

Grantee: **Housing Trust Fund of Johnson County (SHTF #10-19)**
Location: *Area Served: Johnson County*
Project: **Local Housing Trust Fund (LHTF)**

Description of the Work:

Project Type: LHTF Program funding will be used to promote the development and/or preservation of affordable housing for households at or below 80 percent of the area median income, with at least 30 percent of the LHTF Program funding used to assist households with incomes at or below 30 percent of the area median.

Activity: Revolving loan fund to support affordable housing activities with preference for projects that create or preserve affordable rental housing and projects serving lower income populations

Background: The Housing Trust Fund of Johnson County (HTFJC) will incorporate LHTF Program funding into its existing revolving loan fund to support the creation and preservation of affordable owner-occupied, rental, transitional, and emergency shelter housing in Johnson County. Businesses, nonprofit organizations, and governmental entities are eligible to apply for financing through the HTFJC's loan program. Matching funds will be provided through cash contributions from Johnson County, the Housing Trust Fund of Johnson County, and the cities of Coralville, North Liberty and Iowa City.

Progress of the Work:

17 Affordable Housing Units Assisted as of 12/31/10

Estimated Completion Date of the Project:

December 31, 2011

Total Estimated Cost of the Project:

\$310,594

List of All Revenue Sources Being Used to Fund the Project:

SHTF LHTF Program	\$248,094
Johnson County	\$24,000
Housing Trust Fund of Johnson County	\$7,500
City of Coralville	\$15,000
City of North Liberty	\$8,000
City of Iowa City	\$8,000
TOTAL SOURCES	\$310,594

Amount of Funds Expended:

\$248,094

Amount of Funds Obligated:

\$248,094

Annual Infrastructure Report – 2010
Iowa Finance Authority
State Housing Trust Fund (SHTF) FY2010

Grantee: Dallas County Local Housing Trust Fund, Inc. (SHTF #10-20)
Location: Area Served: Dallas County
Project: Local Housing Trust Fund (LHTF)

Description of the Work:

Project Type: LHTF Program funding will be used to promote the development and/or preservation of affordable housing for households at or below 80 percent of the area median income, with at least 30 percent of the LHTF Program funding used to assist households with incomes at or below 30 percent of the area median.

Activity: Single-family owner-occupied rehabilitation

Background: The Dallas County Local Housing Trust Fund will utilize its LHTF Program award to continue its owner-occupied rehabilitation program for low-income households. The county will be split into four quadrants with funding to be equally distributed in each area. The trust fund maintains a waiting list for assistance. Matching funds will be provided through cash contributions from 14 Dallas County communities and tax increment financing LMI benefit proceeds from Dallas County.

Progress of the Work:

0 Affordable Housing Units Assisted as of 12/31/10 – Rehabilitation work will begin once work under previous grant is complete

Estimated Completion Date of the Project:

December 31, 2011

Total Estimated Cost of the Project:

\$182,513

List of All Revenue Sources Being Used to Fund the Project:

SHTF LHTF Program	\$146,000
Local Match (14 Dallas County Communities cash and Dallas County TIF LMI Benefit Proceeds)	\$36,513
TOTAL SOURCES	\$182,513

Amount of Funds Expended:

\$0

Amount of Funds Obligated:

\$146,000

Grantee: **Operation Threshold (SHTF #10-22)**
Location: **Waterloo and Cedar Falls**
Project: **Project-Based Housing Program**

Description of the Work:

Project Type: Homeownership

Activity: Homeownership preservation through foreclosure-prevention, anti-predatory lending, or homebuyer education counseling or related activities, provided through an organization that is part of the Iowa Mortgage Help initiative or has received certification through the National Industry Standards for Homeownership

Background: Operation Threshold is awarded a grant to help finance the nonprofit organization’s P.R.O.U.D. housing counseling program – “Providing Resources, Opportunity, Understanding, and Direction” to homeownership. The mission of the P.R.O.U.D. program is to cultivate a community of sustainable homeownership, which allows families to use their home as a means of asset-building and economic security. Services offered to homeowners include in-depth counseling to address financial and personal issues that affect the homeowner’s ability to make mortgage payments, intervention and advocacy with mortgage servicers or lenders, referrals to community services, and assistance in accessing funds from other programs that can contribute to a homeowner’s financial stability. Services are provided via telephone, face-to-face, and internet counseling. Operation Threshold is an Iowa Mortgage Help partner and one of only two agencies providing statewide foreclosure prevention counseling in Iowa. P.R.O.U.D served a total of 252 clients during the 2008 fiscal year. As of June 1, 2009, P.R.O.U.D has already served 375 clients, nearly 75 percent of whom were low-income. The average cost per household for homeowner counseling activities is \$800. Operation Threshold may be reimbursed \$450 per foreclosure prevention client through the Iowa Mortgage Help program. The Project-Based grant will allow Operation Threshold to recoup its anticipated cost deficit in providing counseling services in fiscal year 2010 to 133 homeowners in Waterloo and Cedar Falls, where nearly half of the clients served by the P.R.O.U.D. program reside. The Project-Based Housing Program award will be used to help finance counseling costs for income-qualified households in Waterloo and Cedar Falls.

Progress of the Work:

319 Affordable Housing Units Assisted as of 12/31/10

Estimated Completion Date of the Project:

November 30, 2011

Total Estimated Cost of the Project:

\$257,102

List of All Revenue Sources Being Used to Fund the Project:

SHTF Project-Based Housing Program	\$50,000
Iowa Mortgage Help/IFA	\$95,700
HUD/IHOEP	\$59,844
Iowa Attorney General's Office	\$19,358
Cedar Valley United Way	\$7,000
City of Waterloo	\$10,000
Class Fees	\$1,000
Community Foundation of Northeast Iowa	\$7,000
Other Foundations	\$7,200
TOTAL SOURCES	\$257,102

Annual Infrastructure Report – 2010
Iowa Finance Authority
State Housing Trust Fund (SHTF) FY2010

Amount of Funds Expended:
\$0

Amount of Funds Obligated:
\$50,000

Grantee: City of Harlan (SHTF #10-23)
Location: Harlan
Project: Project-Based Housing Program

Description of the Work:

Project Type: Homeownership

Activity: New construction of affordable housing

Background: The city of Harlan is awarded a grant to help construct an affordable single-family home in the new 26-lot Christiansen Subdivision. The home will be sold to an eligible household at or below 80 percent of the area median income. The city of Harlan has invested \$2,767,800 in land acquisition and development costs to ready the subdivision for construction. A primary impetus for the subdivision’s development was the city’s desire to promote the construction of affordable housing for its workforce. The grant will allow the city to construct a home to showcase the development area and encourage future construction. The home to be constructed will be approximately 1,344 square feet with three bedrooms, two bathrooms, a garage, and an unfinished basement. The anticipated sales price of the home is \$161,500, inclusive of the subsidized lot price the city will offer to an income-qualified homebuyer. Although the city may use some of the Project-Based grant as a permanent subsidy if needed to make the home affordable, it is the city’s hope that the Project-Based grant can be recaptured upon sale of the home and reused to help finance the construction of additional affordable homes in the subdivision, subject to IFA’s approval of a reuse plan. The Project-Based Housing Program award will be used to help finance construction costs. Due to the proposed project’s location within a certified LHTF’s geographic service area, the Southwest Iowa Housing Trust Fund, Inc. has submitted the required certification that the proposed project activity is not eligible for funding under the LHTF’s current Housing Assistance Plan and that the LHTF supports the application.

Progress of the Work:

Under Construction

Estimated Completion Date of the Project:

December 31, 2011

Total Estimated Cost of the Project:

\$171,039

List of All Revenue Sources Being Used to Fund the Project:

SHTF Project-Based Housing Program	\$50,000
City of Harlan	\$121,039
TOTAL SOURCES	\$171,039

Amount of Funds Expended:

\$0

Amount of Funds Obligated:

\$50,000

Grantee: Burlington Area Homeless Shelter (SHTF #10-24)
Location: Burlington
Project: Project-Based Housing Program

Description of the Work:

Project Type: Emergency Shelter

Activity: Additional affordable housing units serving homeless households

Background: The Burlington Area Homeless Shelter is awarded a grant to help finance needed repairs to its existing facility after experiencing a structural failure of the basement walls and foundation in September that left the building unsafe for occupancy. The shelter evacuated its existing occupants and relocated them to temporary living quarters pending repairs. With the building in danger of complete collapse, the shelter was forced to raise the existing building, dig a new basement, and lower the home on to a new foundation. These emergency measures have been completed through the generosity of local private cash and in-kind donations to date totaling \$55,636, but the shelter requires additional financing to complete the remaining necessary repairs. The new basement will allow the shelter to add more space, which will increase the shelter’s previous capacity from 12 to 20 beds. The project will also include handicapped accessibility improvements, including a completely handicapped accessible room with a bathroom and kitchenette. The Project-Based Housing Program award will be used to help finance rehabilitation costs.

Progress of the Work:

Complete – 20 Affordable Housing Units Assisted

Estimated Completion Date of the Project:

Project Complete as of 12/31/10 Report

Total Estimated Cost of the Project:

\$83,600

List of All Revenue Sources Being Used to Fund the Project:

SHTF Project-Based Housing Program	\$50,000
Public Services Shelter Grant (IFA)	\$7,605
Burlington Area Homeless Shelter	\$2,995
Donated Materials and Labor	\$23,000
TOTAL SOURCES	\$83,600

Amount of Funds Expended:

\$28,352

Amount of Funds Obligated:

\$50,000

Grantee: Iowa Legal Aid (SHTF #10-25)
Location: *Statewide (subject to LHTF Project Certification receipt from all 20 LHTFs)*
Project: Project-Based Housing Program

Description of the Work:

Project Type: Homeownership

Activity: Homeownership preservation through foreclosure-prevention, anti-predatory lending, or homebuyer education counseling or related activities, provided through an organization that is part of the Iowa Mortgage Help initiative or has received certification through the National Industry Standards for Homeownership

Background: Iowa Legal Aid is awarded a grant to help finance the nonprofit organization's Foreclosure Defense Project in conjunction with the Iowa Mortgage Help (IMH) initiative. Since its inception in March 2008, IMH has provided counseling services to more than 7,000 Iowans, with 17 percent of those clients having received a loan modification – a success rate six percent higher than any state of comparable size according to the most recent National Foreclosure Mitigation Counseling (NFMC) program status report to Congress. Iowa Legal Aid had provided free services to a total of 1,445 IMH clients through October 2009, having seen a 54 percent increase in its number of foreclosure intakes over the past year. The statewide free legal assistance provided by Iowa Legal Aid in support of IMH has played a critical role in the initiative's success, helping to educate IMH clients about their rights and options in foreclosure, potentially resolving their foreclosure problems. The support services Iowa Legal Aid offers to IMH clients improve the capacity of housing counseling agencies to provide efficient and effective foreclosure mitigation counseling services. The specific services provided by Iowa Legal Aid through the Foreclosure Defense Project include the following: pre-foreclosure representation, foreclosure services, and review and legal advice regarding agreements.

Unfortunately, due to a cut in Federal NFMC grant funding, Iowa Legal Aid's Foreclosure Defense Project has been left with a significant budget shortfall and will not be able to continue to provide services to persons above the organization's normal strict very low-income eligibility guidelines without additional funding for the remainder of the fiscal year. Iowa Legal Aid anticipates the \$50,000 award will help finance the continued operation of the Foreclosure Defense Project through the end of calendar year 2009, assisting 291 income-qualified Iowans facing foreclosure.

The Project-Based Housing Program award will be used to help finance counseling and legal assistance costs for income-qualified IMH clients across Iowa. Due to the proposed statewide nature of the project, each certified LHTF must submit the required certification that the proposed project activity is not eligible for funding under the LHTF's current Housing Assistance Plan and that the LHTF supports the application in order for Iowa Legal Aid to utilize the Project-Based award in geographic areas served by a certified LHTF. As a contingency to the grant agreement, Project-Based grant funding may only be expended to assist income-qualified IMH clients whose homes are located outside certified LHTF geographic services areas or within certified LHTF areas in which the LHTF has submitted the required project certification.

Progress of the Work:

Complete – 358 Affordable Housing Units Assisted

Estimated Completion Date of the Project:

December 31, 2011

Total Estimated Cost of the Project:

\$79,433

Annual Infrastructure Report – 2010
Iowa Finance Authority
State Housing Trust Fund (SHTF) FY2010

List of All Revenue Sources Being Used to Fund the Project:

SHTF Project-Based Housing Program	\$50,000
NeighborWorks	\$6,575
Iowa Finance Authority	\$10,010
Iowa Legal Aid Match	\$12,848
TOTAL SOURCES	\$79,433

Amount of Funds Expended:
\$50,000

Amount of Funds Obligated:
\$50,000

Grantee: City of Oakville (SHTF #10-27)
Location: Oakville
Project: Project-Based Housing Program

Description of the Work:

Project Type: Homeownership

Activity: Acquisition of housing property, rehabilitation, and resale for affordable housing

Background: The city of Oakville is awarded a \$50,000 grant to help acquire and rehabilitate an affordable single-family flood-impacted home located at 104 West Ash Street. The proposed project is part of a larger effort to rebuild Oakville after the devastating damage the community sustained during the natural disasters of 2008. The rehabilitated home will be sold to an eligible household at or below 80 percent of the area median income for an anticipated sales price of approximately \$50,000. Although Oakville plans to use some of the Project-Based grant as a permanent subsidy to make the home affordable and attractive to homebuyers, it is the city’s hope that at least a portion of the Project-Based grant can be recaptured upon sale of the home and reused to help finance the acquisition and rehabilitation of additional affordable homes in the community, subject to IFA’s approval of a reuse plan. The city plans to utilize volunteer labor to complete a maximum of 29 percent of the rehabilitation work. The Project-Based Housing Program award will be used to help finance rehabilitation costs.

Progress of the Work:

1 Affordable Housing Unit Assisted as of 12/31/10 – Amendment pending to assist a second property

Estimated Completion Date of the Project:

March 31, 2012

Total Estimated Cost of the Project:

\$87,124

List of All Revenue Sources Being Used to Fund the Project:

SHTF Project-Based Housing Program	\$50,000
Oakville Volunteer Foundation – cash	\$16,667
Oakville Volunteer Foundation – cash or in-kind*	\$20,457
*may be volunteer labor	
TOTAL SOURCES	\$87,124

Amount of Funds Expended:

\$25,000

Amount of Funds Obligated:

\$50,000

Grantee: Habitat for Humanity of Marion County, Inc. (SHTF #10-28)
Location: Pella
Project: Project-Based Housing Program

Description of the Work:

Project Type: Homeownership

Activity: New construction of affordable housing

Background: Habitat for Humanity of Marion County, Inc. is awarded a \$50,000 grant to help construct one affordable single-family home in Pella. The home will be sold to a two-parent family with four children, with an annual household income at approximately 33 percent of the county median. The identified partner family will receive financial, home repair, homeownership, and foreclosure prevention education and must also complete 300 hours of sweat equity prior to closing on the home. The sales price for the home is expected to range between \$85,000 and \$90,000. Habitat for Humanity of Iowa will administer the grant. The Project-Based Housing Program award will be used to help finance construction costs.

Progress of the Work:

1 Affordable Housing Units Assisted as of 12/31/10

Estimated Completion Date of the Project:

Project Complete as of 6/30/10 Report

Total Estimated Cost of the Project:

\$99,990

List of All Revenue Sources Being Used to Fund the Project:

SHTF Project-Based Housing Program	\$50,000
Central Iowa Regional Housing Authority	\$10,000
Softwood Lumber Grant	\$7,500
Kuyper Foundation	\$11,000
Rolscreen Foundation	\$4,850
Individual Donors	\$2,294
Church/Civic Group Donors	\$2,801
Wells Fargo Bank	\$10,000
Fall Fund Drive	\$1,545
TOTAL SOURCES	\$99,990

Amount of Funds Expended:

\$50,000

Amount of Funds Obligated:

\$50,000

Grantee: Community Housing Investment Corporation (SHTF #10-29)
Location: Council Bluffs
Project: Project-Based Housing Program

Description of the Work:

Project Type: Homeownership

Activity: New construction of affordable housing

Background: Community Housing Investment Corporation (CHIC) is awarded a \$50,000 grant to provide down payment assistance for five first-time homebuyers in Council Bluffs. The homebuyers will be households at or below 80 percent of the area median income participating in CHIC’s INFIL Program. INFIL Program homes are newly constructed to specific CHIC and city of Council Bluffs standards on sites redeveloped through the city’s Blight Program. The homes have sales prices ranging from \$115,000 to \$137,000 and must receive a Five Star Plus ENERGY STAR rating and a HERS Index of 70 or less. The Project-Based Housing Program award will serve as match for a city HOME award, providing a combined total of \$20,000 in down payment assistance to each qualified homebuyer. The down payment assistance acts as a scholarship the homebuyer earns and keeps through education and action. Partner families must attend a HUD approved homebuyer training course provided by the Family Housing Advisory Service, a local nonprofit organization and Iowa Mortgage Help partner agency. The down payment assistance provided to the homebuyer is secured with a lien forgiven over a ten-year retention period. CHIC is a nonprofit HUD-certified provider of down payment, closing cost, or rehabilitation assistance with a secondary lien and has assisted more than 250 homebuyers through the INFIL Program since 1996. Over the last six years, CHIC has assisted 99 new homebuyers with only four foreclosures – a 96 percent success rate. The Project-Based Housing Program award will be used to help provide down payment assistance to eligible homebuyers.

Progress of the Work:

4 Affordable Housing Units Assisted as of 12/31/10

Estimated Completion Date of the Project:

March 31, 2012

Total Estimated Cost of the Project:

\$615,560

List of All Revenue Sources Being Used to Fund the Project:

SHTF Project-Based Housing Program	\$50,000
First Mortgages from Local Banks	\$475,000
City of Council Bluffs HOME grant	\$50,000
CHIC Operating Funds	\$30,300
FHAS Homebuyer Training Funds	\$10,260
TOTAL SOURCES	\$615,560

Amount of Funds Expended:

\$30,000

Amount of Funds Obligated:

\$50,000

Grantee: Northeast Iowa Community Action Corporation (SHTF #10-31)
Location: Oelwein
Project: Project-Based Housing Program

Description of the Work:

Project Type: Rental - Lease Purchase

Activity: New construction of affordable housing

Background: The Northeast Iowa Community Action Corporation is awarded a \$25,000 grant to assist in the construction of a single-family home to be located in Oelwein as part of the fourth phase of the nonprofit’s Rent to Own Program. In the proposed lease-purchase project, homes will be built using green-building criteria and rented to eligible households at or below 60 percent of the area median income. Participating households will prepare for homeownership with the benefit of counseling received from NEICAC’s NeighborWorks America certified homebuyer educator. Families are expected to be ready for home purchase within one to three years. The grant award will be used to help finance construction costs.

Progress of the Work:

Construction contract awarded – To be under construction in spring 2011

Estimated Completion Date of the Project:

April 30, 2012

Total Estimated Cost of the Project:

\$500,500

List of All Revenue Sources Being Used to Fund the Project:

SHTF Project-Based Housing Program	\$25,000
I-JOBS Affordable Housing Assistance Grant Fund	\$150,000
IDED Housing Fund (HOME)	\$200,000
INRHC LHTF	\$30,000
Tripoli Community Club	\$5,000
City of Garnavillo	\$5,050
City of Oelwein	\$11,999
NEIRHTF	\$20,000
NEICAC	\$13,451
HAC Green Fund	\$15,000
NEICAC Local Housing Fund	\$20,000
NEICAC general administration	\$5,000
TOTAL SOURCES	\$500,500

Amount of Funds Expended:

\$0

Amount of Funds Obligated:

\$25,000

Grantee: 505 Walker Limited Liability Company (SHTF #10-33)
Location: Woodbine
Project: Project-Based Housing Program

Description of the Work:
Project Type: Rental

Activity: Adaptive Reuse to create new affordable housing

Background: The 505 Walker Limited Liability Company is awarded a grant to assist in the adaptive reuse of a vacant two-story historic downtown property to provide two two-bedroom affordable rental units in Woodbine. The property was originally constructed in 1907 as a furniture and funeral parlor. The proposed project will transform the property into two 1,000 square feet residential apartments on the upper story plus first floor commercial space. The Woodbine Community Betterment and Development Corporation will serve as the lead project administrator and a member of the ownership entity for the project. The WCBDC has successfully completed a similar project at 410 Walker, which created four two-bedroom upper-story apartments. The Iowa Department of Economic Development has designated the city of Woodbine as both a Main Street Iowa and a Pilot Green Community. The historic renovation of 505 Walker will meet or exceed Energy Star standards and will implement Iowa Green Streets Criteria to the greatest extent possible. The Project-Based Housing Program award will be used to help finance construction costs only for the second-floor affordable housing space.

Progress of the Work:
Complete – 2 Affordable Housing Units Assisted

Estimated Completion Date of the Project:
Project Complete as of 12/31/10 Report – Funds to be disbursed in January 2011

Total Estimated Cost of the Project:
\$402,500

List of All Revenue Sources Being Used to Fund the Project:

SHTF Project-Based Housing Program	\$50,000
Federal Historic Tax Credits	\$83,000
State Historic Tax Credits	\$103,000
Grayfield Tax Credits	\$33,000
Woodbine Façade Master Plan (IDED CDBG)	\$6,500
Woodbine Tax Increment Financing	\$27,000
I-JOBS Affordable Housing	\$100,000
TOTAL SOURCES	\$402,500

Amount of Funds Expended:
\$0

Amount of Funds Obligated:
\$50,000

Grantee: Habitat for Humanity of Central Iowa (SHTF #10-35)
Location: Ames
Project: Project-Based Housing Program

Description of the Work:

Project Type: Homeownership

Activity: New construction of affordable housing

Background: Habitat for Humanity of Central Iowa is awarded a \$21,500 grant to help construct one affordable single-family home in Ames, which will be the 40th home constructed by this Habitat affiliate. The home will be sold to a low-income two-parent immigrant family from Sudan with six children. The identified partner family will receive financial, home repair, homeownership, and foreclosure prevention education and must also complete the required hours of sweat equity prior to closing on the home. Habitat for Humanity of Iowa will administer the grant. The Project-Based Housing Program award will be used to help finance construction costs.

Progress of the Work:

Complete – 1 Affordable Housing Unit Assisted

Estimated Completion Date of the Project:

Project Complete as of 12/31/10 Report

Total Estimated Cost of the Project:

\$86,000

List of All Revenue Sources Being Used to Fund the Project:

SHTF Project-Based Housing Program	\$21,500
Thrivent Financial	\$55,900
Local Thrivent Chapters / Church Donations	\$8,600
TOTAL SOURCES	\$86,000

Amount of Funds Expended:

\$21,500

Amount of Funds Obligated:

\$21,500

Grantee: Warren County Habitat for Humanity, Inc. (SHTF #10-36)
Location: Indianola
Project: Project-Based Housing Program

Description of the Work:

Project Type: Homeownership

Activity: New construction of affordable housing

Background: Warren County Habitat for Humanity is awarded a \$29,000 grant to help construct one affordable single-family home in Indianola. The home will be sold to a low-income single-father with one daughter. The identified partner family will receive financial, home repair, homeownership, and foreclosure prevention education and must also complete the required hours of sweat equity prior to closing on the home. Habitat for Humanity of Iowa will administer the grant. The Project-Based Housing Program award will be used to help finance construction costs.

Progress of the Work:

Construction Complete – Payment to be requested in early 2011

Estimated Completion Date of the Project:

July 31, 2011

Total Estimated Cost of the Project:

\$69,800

List of All Revenue Sources Being Used to Fund the Project:

SHTF Project-Based Housing Program	\$29,000
Wells Fargo Foundation	\$10,000
Softwood Lumber	\$6,700
Whirlpool	\$1,100
Thrivent Financial	\$5,000
Donations / Cash	\$18,000
TOTAL SOURCES	\$69,800

Amount of Funds Expended:

\$0

Amount of Funds Obligated:

\$29,000

Grantee: Iowa Valley Habitat for Humanity (SHTF #10-37)
Location: Williamsburg
Project: Project-Based Housing Program

Description of the Work:

Project Type: Homeownership

Activity: New construction of affordable housing

Background: Iowa Valley Habitat for Humanity is awarded a \$50,000 grant to help construct one affordable single-family home in Williamsburg. The home will be sold to a family with an annual income at or below 60 percent of area median. The identified partner family will receive financial literacy, home maintenance and home construction training and must also complete the required hours of sweat equity prior to closing on the home. The newly constructed home will be approximately 1,250 square feet and will achieve a Five Star energy rating and test below 75 on the HERS Index. The Project-Based Housing Program award will be used to help finance construction costs.

Progress of the Work:

Complete – 1 Affordable Housing Unit Assisted

Estimated Completion Date of the Project:

Project Complete as of 12/31/10 Report

Total Estimated Cost of the Project:

\$135,000

List of All Revenue Sources Being Used to Fund the Project:

SHTF Project-Based Housing Program	\$50,000
Whirlpool Corporation	\$50,000
Softwood Lumber grant	\$6,000
Home Depot Energy Rebate	\$5,000
Iowa Valley Habitat cash	\$24,000
TOTAL SOURCES	\$135,000

Amount of Funds Expended:

\$50,000

Amount of Funds Obligated:

\$50,000

Annual Infrastructure Report – 2010
Iowa Finance Authority
State Housing Trust Fund (SHTF) FY2010

Grantee: Habitat for Humanity of Boone and Greene Counties, Inc. (SHTF #10-38)
Location: Ogden
Project: Project-Based Housing Program

Description of the Work:

Project Type: Homeownership

Activity: New construction of affordable housing

Background: Habitat for Humanity of Boone and Greene Counties is awarded a \$50,000 grant to help construct one affordable single-family home in Ogden. The home will be sold to an extremely low-income two-parent family with four children, including a child with a disability who requires a wheelchair. Handicap accessibility measures will be implemented in the construction of the property. The identified partner family will receive financial, home repair, homeownership, and foreclosure prevention education and must also complete the required hours of sweat equity prior to closing on the home. Habitat for Humanity of Iowa will administer the grant. The Project-Based Housing Program award will be used to help finance construction costs.

Progress of the Work:

Construction Complete – Payment to be requested in early 2011

Estimated Completion Date of the Project:

July 31, 2011

Total Estimated Cost of the Project:

\$81,998

List of All Revenue Sources Being Used to Fund the Project:

SHTF Project-Based Housing Program	\$50,000
HFHI Softwood Lumber Program	\$7,000
Central Iowa Regional Housing Authority	\$10,000
HFHI Cars for Homes Program	\$832
Leanard A. Good Trust	\$5,000
Church Donations	\$760
Individual Donations	\$1,787
Commercial Donations	\$800
Organization Donations	\$700
Whirlpool Corporation	\$1,098
Concert Fundraiser	\$2,001
Additional Donations	\$2,020
TOTAL SOURCES	\$81,998

Amount of Funds Expended:

\$0

Amount of Funds Obligated:

\$50,000

Grantee: Iowa Mortgage Help (SHTF #10-39)
Location: *Statewide*
Project: Project-Based Housing Program

Description of the Work:

Project Type: Homeownership

Activity: New construction of affordable housing

Background: The grant award is a direct appropriation to the Iowa Mortgage Help (IMH) initiative, as permissible under Iowa Code section 16.181, to help fund operations through the end of the fiscal year. The IMH initiative is a vital resource for Iowa homeowners facing foreclosure

Progress of the Work:

IMH is an on-going initiative

Estimated Completion Date of the Project:

July 31, 2012

Total Estimated Cost of the Project:

\$200,000

List of All Revenue Sources Being Used to Fund the Project:

SHTF Project-Based Housing Program	\$200,000
TOTAL SOURCES	\$200,000

Amount of Funds Expended:

\$0

Amount of Funds Obligated:

\$200,000

Grantee: Scott County Housing Council (SHTF #11-09)
Location: Area Served: Scott and Muscatine Counties
Project: Local Housing Trust Fund (LHTF)

Description of the Work:

Project Type: LHTF Program funding will be used to promote the development and/or preservation of affordable housing for households at or below 80 percent of the area median income, with at least 30 percent of the LHTF Program funding used to assist households with incomes at or below 30 percent of the area median.

Activity: Down payment / closing costs assistance, first and second mortgages; new construction of single-family homes and multifamily housing units; rehabilitation of single-family homes and multifamily housing units; emergency homeless shelter support; capacity building grants for housing agencies

Background: The Scott County Housing Council (SCHC) will incorporate LHTF Program funding into its grant/revolving loan fund, to which all Scott County nonprofit housing service providers and for-profit developers are eligible to apply in support of their affordable housing efforts. Assisted projects will promote the goals of the two-year strategic plan adopted by the Quad Cities Housing Cluster, which addresses the area’s full continuum of housing needs. In 2010, the SCHC expanded its geographic service area to include Muscatine County and provides LHTF Program administrative services for the Muscatine Housing Cluster (MHC). The MHC’s mission is to provide funding that will promote its annual plan goals through owner-occupied housing rehabilitation, down payment and closing costs assistance for first-time homebuyers, and capacity building grants for its affordable housing partner agencies. Matching funds have been provided through cash contributions from the Riverboat Development Authority, the Scott County Regional Authority, Scott County, and the cities of Davenport, Bettendorf, and Muscatine.

Progress of the Work:

Award Approved by IFA Board of Directors – Grant Agreement Signed

Estimated Completion Date of the Project:

December 31, 2012

Total Estimated Cost of the Project:

\$1,881,000

List of All Revenue Sources Being Used to Fund the Project:

Local Housing Trust Fund Program	\$152,345
I-JOBS Local Housing Trust Fund Program Allocation	\$229,849
SCHC Grant/RLF Fund	\$247,130
SCHC Grant/RLF Fund	\$483,498
Riverboat Development Authority	\$100,000
Scott County Regional Authority	\$75,000
Scott County; Cities of Davenport & Bettendorf	\$22,000
Leverage required by participating agencies	\$545,678
City of Wilton	\$500
City of West Liberty	\$500
City of Muscatine	\$2,000
Muscatine Community Foundation	\$4,000

Annual Infrastructure Report – 2010
Iowa Finance Authority
State Housing Trust Fund (SHTF) FY2011

United Way of Muscatine	\$15,000
Additional fundraising	\$3,500
TOTAL SOURCES	\$1,881,000

Amount of Funds Expended:

\$0

Amount of Funds Obligated:

\$382,194

Grantee: Polk County Housing Trust Fund (SHTF #11-10)
Location: Area Served: Polk County
Project: Local Housing Trust Fund (LHTF)

Description of the Work:

Project Type: LHTF Program funding will be used to promote the development and/or preservation of affordable housing for households at or below 80 percent of the area median income, with at least 30 percent of the LHTF Program funding used to assist households with incomes at or below 30 percent of the area median.

Activity: Rehabilitation or construction of multifamily rental housing development, capital improvements to existing rental and transitional housing, owner-occupied rehabilitation program including lead remediation, predevelopment and technical assistance financing, and assistance to nonprofit organizations to finance operating and supportive services expenses

Background: The Polk County Housing Trust Fund will utilize its LHTF Program award to help carry out activities described in its FY2011 Housing Allocation Plan, including owner-occupied rehabilitation and lead remediation, new affordable housing development through the rehabilitation or construction of multifamily rental units, capital improvements to existing rental and transitional housing, predevelopment financing, technical assistance funding for comprehensive housing needs assessments, and funding for operating and supportive housing service expenses provided to its five nonprofit housing partner agencies. Matching funds will be provided through cash contributions from Polk County as well as donations from the Bank of America Charitable Foundation and the Aviva Charitable Foundation.

Progress of the Work:

Award Approved by IFA Board of Directors – Grant Agreement Issued

Estimated Completion Date of the Project:

December 31, 2012

Total Estimated Cost of the Project:

\$757,278

List of All Revenue Sources Being Used to Fund the Project:

Local Housing Trust Fund Program	\$161,114
I-JOBS Local Housing Trust Fund Program Allocation	\$383,664
Polk County	\$175,000
Private Sector Contributions	\$37,500
TOTAL SOURCES	\$757,278

Amount of Funds Expended:

\$0

Amount of Funds Obligated:

\$544,778

Grantee: Floyd County Housing Trust Fund (SHTF #11-12)
Location: Area Served: Floyd County
Project: Local Housing Trust Fund (LHTF)

Description of the Work:

Project Type: LHTF Program funding will be used to promote the development and/or preservation of affordable housing for households at or below 80 percent of the area median income, with at least 30 percent of the LHTF Program funding used to assist households with incomes at or below 30 percent of the area median.

Activity: Furnace replacement program

Background: The Floyd County Local Housing Trust Fund will utilize its LHTF Program award to implement a county-wide furnace replacement program for low-income households. Priority will be given to extremely low-income homeowners. Matching funds will be provided through a cash contribution from the Charles City Area Development Corporation.

Progress of the Work:

Award Approved by IFA Board of Directors – Grant Agreement Signed

Estimated Completion Date of the Project:

December 31, 2012

Total Estimated Cost of the Project:

\$70,229

List of All Revenue Sources Being Used to Fund the Project:

Local Housing Trust Fund Program	\$6,183
I-JOBS Local Housing Trust Fund Program Allocation	\$50,000
Charles City Area Development Corporation	\$14,046
TOTAL SOURCES	\$70,229

Amount of Funds Expended:

\$0

Amount of Funds Obligated:

\$56,183

**Annual Infrastructure Report – 2010
Iowa Finance Authority
State Housing Trust Fund (SHTF) FY2011**

Grantee: Northeast Iowa Regional Housing Trust Fund (SHTF #11-13)
Location: *Counties Served: Allamakee, Clayton, Howard, and Winneshiek*
Project: Local Housing Trust Fund (LHTF)

Description of the Work:

Project Type: LHTF Program funding will be used to promote the development and/or preservation of affordable housing for households at or below 80 percent of the area median income, with at least 30 percent of the LHTF Program funding used to assist households with incomes at or below 30 percent of the area median.

Activity: Owner-occupied and rental rehabilitation, first-time homebuyer assistance

Background: The Northeast Iowa Regional Housing Trust Fund, Inc. (NEIRHTF) will use its LHTF Program award to assist in the rehabilitation, repair, and development of affordable rental and owner-occupied housing in its service area. Proposed funding activities include projects addressing the repair and rehabilitation of the region’s aging housing stock and the consideration of new affordable housing development. The NEIRHTF also intends to provide assistance for first-time homebuyers for down payment, closing costs, and, if necessary, rehabilitation in conjunction with home purchase. Matching funds will be provided through cash contributions from Allamakee, Howard, and Winneshiek Counties; the cities of Decorah, Cresco, Lansing, Postville, McGregor, Monona, and Strawberry Point; Howard County Economic Development; and several local lenders and realtors.

Progress of the Work:

Award Approved by IFA Board of Directors – Grant Agreement Issued

Estimated Completion Date of the Project:

December 31, 2012

Total Estimated Cost of the Project:

\$302,001

List of All Revenue Sources Being Used to Fund the Project:

Local Housing Trust Fund Program	\$37,501
I-JOBS Local Housing Trust Fund Program Allocation	\$200,000
Freedom Bank	\$2,000
Kerndt Brothers Savings Bank	\$500
New Albin Savings Bank	\$1,000
City of McGregor	\$5,000
City of Monona	\$5,000
City of Strawberry Point	\$5,000
City of Postville	\$1,000
Interstate Federal Savings - McGregor	\$2,000
Luana Bank	\$1,000
Security State Bank - Guttenberg	\$1,000
Cresco Bank & Trust	\$500
Cresco Union Savings Bank	\$1,000
Howard County Foundation	\$3,000
Howard County Board of Supervisors	\$4,000
City of Decorah	\$9,000

Annual Infrastructure Report – 2010
Iowa Finance Authority
State Housing Trust Fund (SHTF) FY2011

Decorah Bank & Trust	\$1,000
Winneshiek County Board of Supervisors	\$10,000
Allamakee County Board of Supervisors	\$10,000
Aspenson Real Estate	\$250
Burke Real Estate	\$250
City of Cresco	\$1,000
City of Lansing	\$1,000
TOTAL SOURCES	\$302,001

Amount of Funds Expended:

\$0

Amount of Funds Obligated:

\$237,501

**Annual Infrastructure Report – 2010
Iowa Finance Authority
State Housing Trust Fund (SHTF) FY2011**

Grantee: Southern Iowa COG Housing Trust Fund (SHTF #11-14)
Location: *Counties Served: Adair, Adams, Clarke, Decatur, Madison, Ringgold, Taylor and Union*
Project: Local Housing Trust Fund (LHTF)

Description of the Work:

Project Type: LHTF Program funding will be used to promote the development and/or preservation of affordable housing for households at or below 80 percent of the area median income, with at least 30 percent of the LHTF Program funding used to assist households with incomes at or below 30 percent of the area median.

Activity: Owner-occupied rehabilitation and rehabilitation in support of homeownership, first-time homebuyer assistance, transitional and special needs housing activities (including assisted living), infrastructure for new development and infill housing, lead-based paint remediation, demolition and lot clearance for new construction, and rental projects

Background: The Southern Iowa COG Housing Trust Fund will focus its LHTF Program efforts on seven affordable housing activities: owner-occupied rehabilitation / rehabilitation in support of homeownership, first-time homebuyer assistance, transitional / special needs housing (including assisted living), infrastructure for new development / infill housing, lead-based paint remediation, demolition and lot clearance for new construction, and rental projects. Matching funds have been committed by the Southern Iowa Council of Governments.

Progress of the Work:

Award Approved by IFA Board of Directors – Grant Agreement Issued

Estimated Completion Date of the Project:

December 31, 2012

Total Estimated Cost of the Project:

\$304,012

List of All Revenue Sources Being Used to Fund the Project:

Local Housing Trust Fund Program	\$243,209
I-JOBS Local Housing Trust Fund Program Allocation	\$0
Southern Iowa Council of Governments	\$60,803
TOTAL SOURCES	\$304,012

Amount of Funds Expended:

\$0

Amount of Funds Obligated:

\$243,209

Annual Infrastructure Report – 2010
Iowa Finance Authority
State Housing Trust Fund (SHTF) FY2011

Grantee: Housing Trust Fund of Johnson County (SHTF #11-15)
Location: Area Served: Johnson County
Project: Local Housing Trust Fund (LHTF)

Description of the Work:

Project Type: LHTF Program funding will be used to promote the development and/or preservation of affordable housing for households at or below 80 percent of the area median income, with at least 30 percent of the LHTF Program funding used to assist households with incomes at or below 30 percent of the area median.

Activity: Revolving loan fund to support affordable housing activities with preference for projects that create or preserve affordable rental housing and projects serving lower income populations

Background: The Housing Trust Fund of Johnson County (HTFJC) will incorporate LHTF Program funding into its existing revolving loan fund to support the development and preservation of affordable owner-occupied, rental, transitional, and emergency shelter housing in Johnson County. Businesses, individuals, nonprofit organizations, and governmental entities are eligible to apply for financing through the HTFJC’s loan program. Matching funds will be provided through cash contributions from Johnson County, the Housing Trust Fund of Johnson County, and the cities of Coralville, North Liberty and Iowa City.

Progress of the Work:

Award Approved by IFA Board of Directors – Grant Agreement Issued

Estimated Completion Date of the Project:

December 31, 2012

Total Estimated Cost of the Project:

\$311,094

List of All Revenue Sources Being Used to Fund the Project:

Local Housing Trust Fund Program	\$133,094
I-JOBS Local Housing Trust Fund Program Allocation	\$115,000
Johnson County	\$24,000
City of Coralville	\$15,000
City of Iowa City	\$8,000
City of North Liberty	\$8,000
Housing Trust Fund of Johnson County	\$8,000
TOTAL SOURCES	\$311,094

Amount of Funds Expended:

\$0

Amount of Funds Obligated:

\$248,094

Annual Infrastructure Report – 2010
Iowa Finance Authority
State Housing Trust Fund (SHTF) FY2011

Grantee: Southwest Iowa Housing Trust Fund, Inc. (SHTF #11-16)
Location: *Counties Served: Cass, Fremont, Harrison, Mills, Montgomery, Page, Pottawattamie (excluding the city of Council Bluffs) and Shelby*
Project: Local Housing Trust Fund (LHTF)

Description of the Work:

Project Type: LHTF Program funding will be used to promote the development and/or preservation of affordable housing for households at or below 80 percent of the area median income, with at least 30 percent of the LHTF Program funding used to assist households with incomes at or below 30 percent of the area median.

Activity: Owner-occupied and rental rehabilitation for extremely low-income households, including transitional housing; down payment assistance; purchase, rehabilitation, and resale for homeownership; lead-based paint stabilization activities; and demolition of blighted properties

Background: The Southwest Iowa Housing Trust Fund will utilize its LHTF Program award to promote homeownership through down payment assistance and purchase, rehabilitation, and resale activities for low-income households as well as owner-occupied and rental rehabilitation assistance for extremely low-income households. Local matching funds will also be utilized to finance a demolition program to remove dilapidated housing in the region. Matching funds have been committed by the Southwest Iowa Planning Council.

Progress of the Work:

Award Approved by IFA Board of Directors – Grant Agreement Issued

Estimated Completion Date of the Project:

December 31, 2012

Total Estimated Cost of the Project:

\$369,247

List of All Revenue Sources Being Used to Fund the Project:

Local Housing Trust Fund Program	\$295,397
I-JOBS Local Housing Trust Fund Program Allocation	\$0
SWIPCO	\$73,850
TOTAL SOURCES	\$369,247

Amount of Funds Expended:

\$0

Amount of Funds Obligated:

\$295,397

Annual Infrastructure Report – 2010
Iowa Finance Authority
State Housing Trust Fund (SHTF) FY2011

Grantee: Fayette County Local Housing Trust Fund (SHTF #11-17)
Location: Area Served: Fayette County
Project: Local Housing Trust Fund (LHTF)

Description of the Work:

Project Type: LHTF Program funding will be used to promote the development and/or preservation of affordable housing for households at or below 80 percent of the area median income, with at least 30 percent of the LHTF Program funding used to assist households with incomes at or below 30 percent of the area median.

Activity: Owner-occupied and rental housing rehabilitation

Background: The Fayette County Local Housing Trust Fund will focus its LHTF Program award on assisting low-income households in Fayette County through the financing of needed repairs and rehabilitation of the county’s aging housing stock. Both owner-occupied and rental rehabilitation will be eligible activities, although the focus of the LHTF is anticipated to be on assisting existing homeowners with rehabilitation work to their single-family homes. Matching funds will be provided through cash contributions from Fayette County and the cities of Oelwein, West Union, Clermont, Arlington, Randalia, and Hawkeye and in-kind administrative contributions from Fayette County Economic Development.

Progress of the Work:

Award Approved by IFA Board of Directors – Grant Agreement Signed

Estimated Completion Date of the Project:

December 31, 2012

Total Estimated Cost of the Project:

\$78,373

List of All Revenue Sources Being Used to Fund the Project:

Local Housing Trust Fund Program	\$10,273
I-JOBS Local Housing Trust Fund Program Allocation	\$50,000
Fayette County	\$1,500
City of Oelwein	\$7,500
City of West Union	\$5,000
City of Clermont	\$500
City of Arlington	\$1,000
City of Randalia	\$100
City of Hawkeye	\$500
Fayette County Economic Development (in-kind)	\$2,000
TOTAL SOURCES	\$78,373

Amount of Funds Expended:

\$0

Amount of Funds Obligated:

\$60,273

Annual Infrastructure Report – 2010
Iowa Finance Authority
State Housing Trust Fund (SHTF) FY2011

Grantee: Northwest Iowa Regional Housing Trust Fund, Inc. (SHTF #11-18)
Location: *Counties Served: Buena Vista, Emmet, Lyon, O'Brien, Osceola, and Sioux*
Project: Local Housing Trust Fund (LHTF)

Description of the Work:

Project Type: LHTF Program funding will be used to promote the development and/or preservation of affordable housing for households at or below 80 percent of the area median income, with at least 30 percent of the LHTF Program funding used to assist households with incomes at or below 30 percent of the area median.

Activity: Owner-occupied rehabilitation

Background: The Northwest Iowa Regional Housing Trust Fund, Inc. (NWIRHTF) will focus its LHTF Program award on assisting low-income homeowners in its service area through the financing of needed repairs and rehabilitation of the region's aging housing stock, including lead-hazard reduction activities. Matching funds will be provided through cash contributions from Buena Vista, Emmet, Lyon, O'Brien, Osceola, and Sioux Counties and in-kind administrative contributions from the Northwest Iowa Planning and Development Commission, the city of Sheldon, and Osceola and O'Brien Counties.

Progress of the Work:

Award Approved by IFA Board of Directors – Grant Agreement Signed

Estimated Completion Date of the Project:

December 31, 2012

Total Estimated Cost of the Project:

\$336,237

List of All Revenue Sources Being Used to Fund the Project:

Local Housing Trust Fund Program	\$68,989
I-JOBS Local Housing Trust Fund Program Allocation	\$200,000
Local Match - Cash Contribution	\$50,436
Local Match - In-Kind Contribution	\$16,812
TOTAL SOURCES	\$336,237

Amount of Funds Expended:

\$0

Amount of Funds Obligated:

\$268,989

Grantee: City of Dubuque Housing Trust Fund (SHTF #11-19)
Location: Area Served: City of Dubuque
Project: Local Housing Trust Fund (LHTF)

Description of the Work:

Project Type: LHTF Program funding will be used to promote the development and/or preservation of affordable housing for households at or below 80 percent of the area median income, with at least 30 percent of the LHTF Program funding used to assist households with incomes at or below 30 percent of the area median.

Activity: Homeownership assistance, owner-occupied rehabilitation, rental rehabilitation, and lead-based paint removal

Background: The City of Dubuque Housing Trust Fund plans to continue to focus its LHTF Program funding on revitalization efforts in a blighted downtown neighborhood as part of the Washington: Revitalize! initiative. Proposed activities will promote increased homeownership opportunities as well as owner-occupied rehabilitation. Loans and forgivable loans will be made to qualified households for home purchase and/or rehabilitation. Construction loans may also be made to nonprofit developers and contractors to rehabilitate and resell homes to qualified homebuyers. The trust fund also plans to provide assistance to the Washington Neighborhood Development Corporation, a new CDC formed to help with neighborhood revitalization efforts. Matching funds will be provided through a cash contribution from the city of Dubuque’s general funds with additional dollars provided through the city’s Community Development Block Grant program.

Progress of the Work:

Award Approved by IFA Board of Directors – Grant Agreement Issued

Estimated Completion Date of the Project:

December 31, 2012

Total Estimated Cost of the Project:

\$437,250

List of All Revenue Sources Being Used to Fund the Project:

Local Housing Trust Fund Program	\$0
I-JOBS Local Housing Trust Fund Program Allocation	\$157,250
CDBG	\$200,000
CDBG Rental Rehabilitation	\$40,000
City of Dubuque General Fund	\$40,000
TOTAL SOURCES	\$437,250

Amount of Funds Expended:

\$0

Amount of Funds Obligated:

\$157,250

Annual Infrastructure Report – 2010
Iowa Finance Authority
State Housing Trust Fund (SHTF) FY2011

Grantee: Sioux City Housing Trust Fund, Inc. (SHTF #11-20)
Location: Area Served: City of Sioux City
Project: Local Housing Trust Fund (LHTF)

Description of the Work:

Project Type: LHTF Program funding will be used to promote the development and/or preservation of affordable housing for households at or below 80 percent of the area median income, with at least 30 percent of the LHTF Program funding used to assist households with incomes at or below 30 percent of the area median.

Activity: Single-family owner-occupied rehabilitation in the city’s urban renewal areas and a city-wide emergency repair program

Background: The Sioux City Housing Trust Fund will continue its use of LHTF Program funding for single family owner-occupied rehabilitation assistance for low-income households in the city’s urban renewal areas, providing qualified homeowners up to a maximum \$10,000 forgivable loan for rehabilitation and lead-based paint mitigation purposes. Funding will also be made available for a city-wide emergency repair program, providing qualified homeowners up to a maximum \$5,000 grant to finance the emergency repair of critical systems. The city will provide matching funds from its Community Development Block Grant (CDBG) allocation and in-kind administrative services.

Progress of the Work:

Award Approved by IFA Board of Directors – Grant Agreement Issued

Estimated Completion Date of the Project:

December 31, 2012

Total Estimated Cost of the Project:

\$356,614

List of All Revenue Sources Being Used to Fund the Project:

Local Housing Trust Fund Program	\$0.00
I-JOBS Local Housing Trust Fund Program Allocation	\$182,807.00
Local Match: Donated Services	\$4,570.00
Local Match: CDBG	\$41,131.75
CDBG Housing Rehabilitation / Emergency Repair	\$137,105.25
TOTAL SOURCES	\$365,614.00

Amount of Funds Expended:

\$0

Amount of Funds Obligated:

\$182,807

Annual Infrastructure Report – 2010
Iowa Finance Authority
State Housing Trust Fund (SHTF) FY2011

Grantee: Iowa Northland Regional Housing Council LHTF (SHTF #11-21)
Location: *Counties Served: Black Hawk (excluding the cities of Waterloo and Cedar Falls), Bremer, Buchanan, Butler, Chickasaw and Grundy*
Project: Local Housing Trust Fund (LHTF)

Description of the Work:

Project Type: LHTF Program funding will be used to promote the development and/or preservation of affordable housing for households at or below 80 percent of the area median income, with at least 30 percent of the LHTF Program funding used to assist households with incomes at or below 30 percent of the area median.

Activity: Rehabilitation of owner-occupied housing in rural areas, single-family housing new construction, and rental housing roof repairs

Background: The Iowa Northland Regional Housing Council (INRHC) LHTF will focus its efforts on the following activities: a partnership with Iowa Heartland Habitat for Humanity to build a new single-family home in either Bremer County or Butler County; a partnership with USDA Rural Development to provide needed roof repairs to affordable rental housing in Aplington, Dumont, and Shell Rock; and an owner-occupied housing rehabilitation program for homes located in rural areas. Matching funds will be provided through cash contributions from Iowa Heartland Habitat for Humanity, USDA Rural Development, and the Iowa Northland Regional Housing Council.

Progress of the Work:

Award Approved by IFA Board of Directors – Grant Agreement Signed

Estimated Completion Date of the Project:

December 31, 2012

Total Estimated Cost of the Project:

\$355,620

List of All Revenue Sources Being Used to Fund the Project:

Local Housing Trust Fund Program	\$282,296
I-JOBS Local Housing Trust Fund Program Allocation	\$0
Iowa Northland Regional Housing Council	\$56,824
Habitat for Humanity	\$7,500
USDA Rural Development	\$9,000
TOTAL SOURCES	\$355,620

Amount of Funds Expended:

\$0

Amount of Funds Obligated:

\$282,296

Annual Infrastructure Report – 2010
Iowa Finance Authority
State Housing Trust Fund (SHTF) FY2011

Grantee: **Region 6 Housing Trust Fund (SHTF #11-22)**
Location: **Counties Served: Hardin, Marshall, Poweshiek, and Tama**
Project: **Local Housing Trust Fund (LHTF)**

Description of the Work:

Project Type: LHTF Program funding will be used to promote the development and/or preservation of affordable housing for households at or below 80 percent of the area median income, with at least 30 percent of the LHTF Program funding used to assist households with incomes at or below 30 percent of the area median.

Activity: Owner-occupied and rental rehabilitation; development of new affordable owner-occupied and rental housing; down payment and closing costs assistance program; and homebuyer education

Background: The Region 6 Housing Trust Fund will utilize its LHTF Program award to provide assistance for low-income residents dealing with a variety of housing needs by assisting with the rehabilitation and construction of owner-occupied and rental housing and down payment and closing costs assistance for homebuyers. Matching funds will be provided through cash contributions from Hardin, Marshall, Poweshiek, and Tama Counties. In addition, the Region 6 Planning Commission will provide a donation of in-kind administrative services, and the Mid-Iowa Community Action has committed to provide education on homeownership as well as tenant and landlord rights to assisted households as applicable.

Progress of the Work:

Award Approved by IFA Board of Directors – Grant Agreement Issued

Estimated Completion Date of the Project:

December 31, 2012

Total Estimated Cost of the Project:

\$317,365

List of All Revenue Sources Being Used to Fund the Project:

Local Housing Trust Fund Program	\$253,892
I-JOBS Local Housing Trust Fund Program Allocation	\$0
Hardin County	\$9,953
Marshall County	\$20,798
Poweshiek County	\$9,954
Tama County	\$9,577
Region 6 Planning Commission (in-kind)	\$5,664
Mid Iowa Community Action (MICA) (in-kind)	\$7,527
TOTAL SOURCES	\$317,365

Amount of Funds Expended:

\$0

Amount of Funds Obligated:

\$253,892

Annual Infrastructure Report – 2010
Iowa Finance Authority
State Housing Trust Fund (SHTF) FY2011

Grantee: AHEAD Regional Housing Trust Fund (SHTF #11-23)
Location: *Counties Served: Davis, Jefferson, Keokuk, Mahaska, Van Buren, and Wapello*
Project: Local Housing Trust Fund (LHTF)

Description of the Work:

Project Type: LHTF Program funding will be used to promote the development and/or preservation of affordable housing for households at or below 80 percent of the area median income, with at least 30 percent of the LHTF Program funding used to assist households with incomes at or below 30 percent of the area median.

Activity: Owner-occupied rehabilitation and urgent repair programs; rental rehabilitation; rental assistance; and affordable housing initiatives with an emphasis on transitional housing including demolition / redevelopment, new construction, and special projects

Background: The AHEAD Regional Housing Trust Fund will utilize its LHTF Program grant award to assist in the following activities: owner-occupied rehabilitation and urgent repair programs; rental rehabilitation; rental assistance; and affordable housing initiatives with an emphasis on transitional housing, including demolition / redevelopment, new construction, and special projects. Matching funds will be provided through a cash contribution from the Area XV Regional Planning Commission and the donated value of two residential building lots from AHEAD, Inc., a certified Community Housing Development Organization serving a ten county region in southern Iowa.

Progress of the Work:

Award Approved by IFA Board of Directors – Grant Agreement Issued

Estimated Completion Date of the Project:

December 31, 2012

Total Estimated Cost of the Project:

\$344,049

List of All Revenue Sources Being Used to Fund the Project:

Local Housing Trust Fund Program	\$275,239
I-JOBS Local Housing Trust Fund Program Allocation	\$0
AHEAD, Inc. (value of two residential lots)	\$6,480
AHEAD, Inc.	\$17,000
Area 15 RPC	\$45,330
TOTAL SOURCES	\$344,049

Amount of Funds Expended:

\$0

Amount of Funds Obligated:

\$275,239

Annual Infrastructure Report – 2010
Iowa Finance Authority
State Housing Trust Fund (SHTF) FY2011

Grantee: Great River Housing, Inc. (SHTF #11-24)
Location: Counties Served: Des Moines, Henry, Lee, and Louisa
Project: Local Housing Trust Fund (LHTF)

Description of the Work:

Project Type: LHTF Program funding will be used to promote the development and/or preservation of affordable housing for households at or below 80 percent of the area median income, with at least 30 percent of the LHTF Program funding used to assist households with incomes at or below 30 percent of the area median.

Activity: Owner-occupied rehabilitation and down payment assistance

Background: Great River Housing, Inc. will focus its LHTF Program award on providing owner-occupied rehabilitation assistance to homeowners and down payment assistance to homebuyers. Matching funds will be provided through cash contributions from Des Moines, Henry, Lee, and Louisa Counties; the cities of West Burlington and Burlington; local lenders; the Keokuk Board of Realtors; Roquette America, Inc.; and the Southeast Iowa Regional Planning Commission, which will also provide a donation of in-kind administrative services.

Progress of the Work:

Award Approved by IFA Board of Directors – Grant Agreement Issued

Estimated Completion Date of the Project:

December 31, 2012

Total Estimated Cost of the Project:

\$356,475

List of All Revenue Sources Being Used to Fund the Project:

Local Housing Trust Fund Program	\$282,975
I-JOBS Local Housing Trust Fund Program Allocation	\$0
Louisa, Des Moines, Henry, & Lee Counties	\$20,000
City of Keokuk	\$5,000
Local Lending Institutions	\$2,500
Keokuk Board of Realtors	\$1,000
City of West Burlington	\$25,000
Roquette America	\$1,000
City of Burlington	\$10,000
SEIRPC	\$6,500
SEIRPC (in-kind)	\$2,500
TOTAL SOURCES	\$356,475

Amount of Funds Expended:

\$0

Amount of Funds Obligated:

\$282,975

Grantee: Council Bluffs Housing Trust Fund, Inc. (SHTF #11-25)
Location: City of Council Bluffs
Project: Local Housing Trust Fund (LHTF)

Description of the Work:

Project Type: LHTF Program funding will be used to promote the development and/or preservation of affordable housing for households at or below 80 percent of the area median income, with at least 30 percent of the LHTF Program funding used to assist households with incomes at or below 30 percent of the area median.

Activity: Owner-occupied rehabilitation, demolition for affordable housing redevelopment, rental rehabilitation, homeownership assistance, and homebuyer and tenant education

Background: The Council Bluffs Housing Trust Fund will utilize its LHTF Program funding for a variety of activities including owner-occupied housing rehabilitation assistance, demolition of blighted or unsafe properties for affordable housing development, rental rehabilitation, homeownership assistance, and homebuyer and tenant education. Matching funds will be provided through a cash contribution and donated in-kind administrative services from the city of Council Bluffs and land and preparation for redevelopment services from the Community Housing Investment Corporation.

Progress of the Work:

Award Approved by IFA Board of Directors – Grant Agreement Issued

Estimated Completion Date of the Project:

December 31, 2012

Total Estimated Cost of the Project:

\$214,223

List of All Revenue Sources Being Used to Fund the Project:

Local Housing Trust Fund Program	\$59,536
I-JOBS Local Housing Trust Fund Program Allocation	\$100,000
Community Housing Investment Corp. - Asset	\$28,809
Community Housing Investment Corp. - Service	\$11,890
City of Council Bluffs - Cash	\$3,988
City of Council Bluffs - In-Kind Administration	\$10,000
TOTAL SOURCES	\$214,223

Amount of Funds Expended:

\$0

Amount of Funds Obligated:

\$159,536

**Annual Infrastructure Report – 2010
Iowa Finance Authority
State Housing Trust Fund (SHTF) FY2011**

Grantee: Homeward Housing Trust Fund (SHTF #11-26)
Location: *Counties Served: Calhoun, Franklin, Hancock, Humboldt, Kossuth, Mitchell, Palo Alto, Pocahontas, Winnebago, Worth and Wright*
Project: Local Housing Trust Fund (LHTF)

Description of the Work:

Project Type: LHTF Program funding will be used to promote the development and/or preservation of affordable housing for households at or below 80 percent of the area median income, with at least 30 percent of the LHTF Program funding used to assist households with incomes at or below 30 percent of the area median.

Activity: Homebuyer assistance and owner-occupied rehabilitation

Background: The Homeward Housing Trust Fund will utilize its LHTF Program award to continue its homeownership assistance program for low-income households, offering down payment and closing cost assistance for homebuyers and assistance with minor home repairs for existing homeowners. Matching funds will be provided through a cash contribution from Homeward, Inc.

Progress of the Work:

Award Approved by IFA Board of Directors – Grant Agreement Signed

Estimated Completion Date of the Project:

December 31, 2012

Total Estimated Cost of the Project:

\$363,469

List of All Revenue Sources Being Used to Fund the Project:

Local Housing Trust Fund Program	\$290,775
I-JOBS Local Housing Trust Fund Program Allocation	\$0
Homeward, Inc.	\$72,694
TOTAL SOURCES	\$363,469

Amount of Funds Expended:

\$0

Amount of Funds Obligated:

\$290,775

Grantee: Dallas County Local Housing Trust Fund, Inc. (SHTF #11-27)
Location: Area Served: Dallas County
Project: Local Housing Trust Fund (LHTF)

Description of the Work:

Project Type: LHTF Program funding will be used to promote the development and/or preservation of affordable housing for households at or below 80 percent of the area median income, with at least 30 percent of the LHTF Program funding used to assist households with incomes at or below 30 percent of the area median.

Activity: Owner-occupied rehabilitation

Background: The Dallas County Local Housing Trust Fund will utilize its LHTF Program award to continue its owner-occupied rehabilitation program for low-income households. The county will be split into four quadrants with funding to be equally distributed in each area. The trust fund maintains a waiting list for assistance. Matching funds will be provided through cash contributions from the cities of Bouton, Clive, and West Des Moines and tax increment financing LMI benefit proceeds from Dallas County.

Progress of the Work:

Award Approved by IFA Board of Directors – Grant Agreement Signed

Estimated Completion Date of the Project:

December 31, 2012

Total Estimated Cost of the Project:

\$116,200

List of All Revenue Sources Being Used to Fund the Project:

Local Housing Trust Fund Program	\$92,960
I-JOBS Local Housing Trust Fund Program Allocation	\$0
Local Match - Cash	\$23,240
TOTAL SOURCES	\$116,200

Amount of Funds Expended:

\$0

Amount of Funds Obligated:

\$92,960

Annual Infrastructure Report – 2010
Iowa Finance Authority
State Housing Trust Fund (SHTF) FY2011

Grantee: Chariton Valley Regional Housing Trust Fund, Inc. (SHTF #11-28)
Location: *Counties Served: Appanoose, Lucas, Monroe, and Wayne*
Project: Local Housing Trust Fund (LHTF)

Description of the Work:

Project Type: LHTF Program funding will be used to promote the development and/or preservation of affordable housing for households at or below 80 percent of the area median income, with at least 30 percent of the LHTF Program funding used to assist households with incomes at or below 30 percent of the area median.

Activity: Owner-occupied rehabilitation

Background: The Chariton Valley Regional Housing Trust Fund, Inc. (CVRHTF) will focus its LHTF Program award on providing owner-occupied housing rehabilitation assistance. The CVRHTF hopes to expand its activities in the future to provide financing for homeownership assistance and new construction as the trust fund grows. Matching funds will be provided through cash contributions from Appanoose, Lucas, Monroe, and Wayne Counties; the cities of Chariton, Albia, Williamson, Seymour, Corydon, Allerton, Russell, and Derby; Hy-Vee, Inc.; the Wayne County Local Housing Trust Fund; Johnson Machine Works; the Russell Community Club; and several local lenders.

Progress of the Work:

Award Approved by IFA Board of Directors – Grant Agreement Issued

Estimated Completion Date of the Project:

December 31, 2012

Total Estimated Cost of the Project:

\$271,872

List of All Revenue Sources Being Used to Fund the Project:

Local Housing Trust Fund Program	\$210,950
I-JOBS Local Housing Trust Fund Program Allocation	\$0
Local Match	\$60,922
TOTAL SOURCES	\$271,872

Amount of Funds Expended:

\$0

Amount of Funds Obligated:

\$210,950

Grantee: Housing Fund for Linn County (SHTF #11-29)
Location: Area Served: Linn County
Project: Local Housing Trust Fund (LHTF)

Description of the Work:

Project Type: LHTF Program funding will be used to promote the development and/or preservation of affordable housing for households at or below 80 percent of the area median income, with at least 30 percent of the LHTF Program funding used to assist households with incomes at or below 30 percent of the area median.

Activity: Affordable housing promotion through owner or rental property demolition/clearance, development, reconstruction, or rehabilitation; homeownership assistance; rental assistance; transitional housing; and homelessness assistance

Background: The Housing Fund for Linn County will promote the provision of affordable housing in a variety of ways under its Housing Assistance Plan. Eligible activities will include demolition / clearance, development, reconstruction, or rehabilitation for rental and owner-occupied housing; homeownership assistance; rental assistance including for security deposits and utilities; transitional housing; and housing for the homeless. Matching funds will be provided through cash contributions from Linn County, the Aegon Transamerica Foundation, local lenders, and an area law firm.

Progress of the Work:

Award Approved by IFA Board of Directors – Grant Agreement Issued

Estimated Completion Date of the Project:

December 31, 2012

Total Estimated Cost of the Project:

\$410,718

List of All Revenue Sources Being Used to Fund the Project:

Local Housing Trust Fund Program	\$197,144
I-JOBS Local Housing Trust Fund Program Allocation	\$131,430
Linn County	\$70,894
Aegon Transamerica Foundation	\$5,000
Cedar Rapids Bank & Trust	\$1,000
Cedar Rapids Bank & Trust	\$1,000
Hills Bank and Trust Co.	\$1,000
Hills Bank and Trust Co.	\$1,000
Guaranty Bank and Trust	\$500
Guaranty Bank and Trust	\$500
Bradley & Riley, PC	\$500
Mt. Vernon Bank & Trust	\$400
Collins Community Credit Union	\$250
Bridge Community Bank	\$100
TOTAL SOURCES	\$410,718

Amount of Funds Expended:

\$0

Amount of Funds Obligated:
\$328,574

Annual Infrastructure Report – 2010
Iowa Finance Authority
State Housing Trust Fund (SHTF) FY2011

Grantee: East Central Iowa Housing Trust Fund (SHTF #11-30)
Location: *Counties Served: Benton, Iowa, Jones, and Washington*
Project: Local Housing Trust Fund (LHTF)

Description of the Work:

Project Type: LHTF Program funding will be used to promote the development and/or preservation of affordable housing for households at or below 80 percent of the area median income, with at least 30 percent of the LHTF Program funding used to assist households with incomes at or below 30 percent of the area median.

Activity: Affordable housing promotion through owner or rental property demolition/clearance, development, reconstruction, or rehabilitation; homeownership assistance; rental assistance; transitional housing; and homelessness assistance

Background: The East Central Iowa Housing Trust Fund (ECIHTF) will promote the provision of affordable housing in a variety of ways under its Housing Assistance Plan. Eligible activities will include demolition / clearance, development, reconstruction, or rehabilitation for rental and owner-occupied housing; homeownership assistance; rental assistance including for security deposits and utilities; transitional housing; and housing for the homeless. Matching funds will be provided through cash contributions from the city of Riverside, Washington County, and the Riverside Elderly Development Corporation.

Progress of the Work:

Award Approved by IFA Board of Directors – Grant Agreement Issued

Estimated Completion Date of the Project:

December 31, 2012

Total Estimated Cost of the Project:

\$323,873

List of All Revenue Sources Being Used to Fund the Project:

Local Housing Trust Fund Program	\$259,098
I-JOBS Local Housing Trust Fund Program Allocation	\$0
City of Riverside	\$35,275
Washington County	\$16,500
Riverside Elderly Development Corporation	\$13,000
TOTAL SOURCES	\$323,873

Amount of Funds Expended:

\$0

Amount of Funds Obligated:

\$259,098

Annual Infrastructure Report – 2010
Iowa Finance Authority
State Housing Trust Fund (SHTF) FY2011

Grantee: COG Housing, Inc. (SHTF #11-31)
Location: *Counties Served: Audubon, Carroll, Crawford, Greene, Guthrie and Sac*
Project: Local Housing Trust Fund (LHTF)

Description of the Work:

Project Type: LHTF Program funding will be used to promote the development and/or preservation of affordable housing for households at or below 80 percent of the area median income, with at least 30 percent of the LHTF Program funding used to assist households with incomes at or below 30 percent of the area median.

Activity: Lead hazard remediation, owner-occupied rehabilitation, downpayment assistance, emergency relocation expenses, and foreclosure prevention assistance

Background: COG Housing, Inc. will use its LHTF Program award to assist low-income households through a combination of grants and low-interest loans. Eligible activities will include lead hazard remediation, owner-occupied rehabilitation, down payment assistance for homebuyers, and emergency relocation and foreclosure prevention assistance. Matching funds will be provided through cash contributions from all six counties to be served through the trust fund, local lenders, and the Region XII Council of Governments.

Progress of the Work:

Award Approved by IFA Board of Directors – Grant Agreement Signed

Estimated Completion Date of the Project:

December 31, 2012

Total Estimated Cost of the Project:

\$312,584

List of All Revenue Sources Being Used to Fund the Project:

Local Housing Trust Fund Program	\$48,934
I-JOBS Local Housing Trust Fund Program Allocation	\$200,000
Local Match - County Boards of Supervisors	\$18,000
Local Match - Area Banks	\$4,150
Local Match - Region XII RLF	\$41,500
TOTAL SOURCES	\$312,584

Amount of Funds Expended:

\$0

Amount of Funds Obligated:

\$248,934

Grantee: Dallas / Guthrie Habitat for Humanity, Inc. (SHTF #11-01)
Location: Perry
Project: Project-Based Housing Program

Description of the Work:

Project Type: Homeownership

Activity: New construction of affordable housing

Background: Dallas / Guthrie Habitat for Humanity is awarded a \$50,000 grant to help construct one affordable single-family home in Perry. The home will be sold to one of two low-income families with applications currently under consideration. The first family is a two-parent immigrant family with five children, and the second is a two-parent household with one child who has a mental disability. The identified partner family will receive financial, home repair, homeownership, and foreclosure prevention education and must also complete the required hours of sweat equity prior to closing on the home. Habitat for Humanity of Iowa will administer the grant. The Project-Based Housing Program award will be used to help finance construction costs.

Progress of the Work:

Under Construction

Estimated Completion Date of the Project:

July 31, 2011

Total Estimated Cost of the Project:

\$82,515

List of All Revenue Sources Being Used to Fund the Project:

SHTF Project-Based Housing Program	\$50,000
Central Iowa Regional Housing Authority	\$10,000
Wells Fargo Bank	\$10,000
St. Martin's Episcopal Church	\$1,000
Bock Family Foundation, Inc.	\$2,500
Cash	\$3,591
Additional Donations	\$5,424
TOTAL SOURCES	\$82,515

Amount of Funds Expended:

\$18,972

Amount of Funds Obligated:

\$50,000

Grantee: Habitat for Humanity of Clinton County, Inc. (SHTF #11-02)
Location: Clinton
Project: Project-Based Housing Program

Description of the Work:

Project Type: Homeownership

Activity: New construction of affordable housing

Background: Habitat for Humanity of Clinton County is awarded a \$12,000 grant to help construct one affordable single-family home in Clinton. The home will be sold to a low-income family including a person with disabilities. Handicapped accessibility measures will be implemented in the home's construction. The identified partner family will receive financial, home repair, homeownership, and foreclosure prevention education and must also complete the required hours of sweat equity prior to closing on the home. Habitat for Humanity of Iowa will administer the grant. The Project-Based Housing Program award will be used to help finance construction costs.

Progress of the Work:

Complete – 1 Affordable Housing Unit Assisted

Estimated Completion Date of the Project:

Project Complete as of 12/31/10 Report

Total Estimated Cost of the Project:

\$72,863

List of All Revenue Sources Being Used to Fund the Project:

SHTF Project-Based Housing Program	\$12,000
Church Donations	\$21,650
Individual / Corporation Donations	\$5,013
Gifts-in-Kind	\$17,628
Cash	\$11,361
Mortgage Payments	\$5,212
TOTAL SOURCES	\$72,863

Amount of Funds Expended:

\$12,000

Amount of Funds Obligated:

\$12,000

Grantee: Webster / Humboldt County Habitat for Humanity (SHTF #11-03)
Location: Fort Dodge
Project: Project-Based Housing Program

Description of the Work:

Project Type: Homeownership

Activity: New construction of affordable housing

Background: Webster / Humboldt County Habitat for Humanity is awarded a \$49,800 grant to help construct one affordable single-family home in Fort Dodge. The home will be sold to a low-income single woman. The identified partner family will receive financial, home repair, homeownership, and foreclosure prevention education and must also complete the required hours of sweat equity prior to closing on the home. Habitat for Humanity of Iowa will administer the grant. The Project-Based Housing Program award will be used to help finance construction costs.

Progress of the Work:

Under Construction

Estimated Completion Date of the Project:

July 31, 2011

Total Estimated Cost of the Project:

\$83,665

List of All Revenue Sources Being Used to Fund the Project:

SHTF Project-Based Housing Program	\$49,800
Wells Fargo Foundation	\$15,000
Softwood Lumber Grant (HFHI)	\$8,000
First Presbyterian Church	\$5,000
Individual / Corporate / Civic Group Donations	\$617
Linberg Trust	\$2,000
CertainTeed (gifts-in-kind)	\$2,150
Whirlpool (HFHI gifts-in-kind program)	\$1,098
TOTAL SOURCES	\$83,665

Amount of Funds Expended:

\$0

Amount of Funds Obligated:

\$49,800

Grantee: Iowa Home Ownership Education Project (SHTF #11-04)
Location: Statewide
Project: Project-Based Housing Program

Description of the Work:

Project Type: Homeownership

Activity: Homeownership preservation through foreclosure-prevention, anti-predatory lending, or homebuyer education counseling or related activities, provided through an organization that is part of the Iowa Mortgage Help initiative or has received certification through the National Industry Standards for Homeownership

Background: The Iowa Home Ownership Education Project (IHOEP) is awarded a \$44,000 grant to help support the organization’s grant program to nonprofit agencies providing homeownership preservation counseling. The Project-Based Housing Program award will support pre-purchase education and counseling, financial literacy education and counseling, and anti-predatory lending education and outreach through IHOEP’s grant program. Since its inception in 1999, IHOEP has provided grants to housing counseling agencies to start or expand their homeownership education and counseling programs and to support anti-predatory lending efforts. The grants are provided through an application process twice each year with a maximum award of \$5,000. Housing counseling agencies to be assisted through the grant funds must be certified through the National Industry Standards for Homeownership Education and Counseling. The Project-Based Housing Program award will be used to help finance counseling costs for an estimated 542 income-qualified households across Iowa. Where applicable based upon geographic service area, an IHOEP grant to a housing counseling agency will be subject to receipt of the required Local Housing Trust Fund (LHTF) Project Certification form verifying that the proposed project activity is not eligible for funding under the applicable LHTF’s current Housing Assistance Plan and that the LHTF supports the application.

Progress of the Work:

Award Approved by IFA Board of Directors – Grant Agreement Signed

Estimated Completion Date of the Project:

September 30, 2012

Total Estimated Cost of the Project:

\$65,000

List of All Revenue Sources Being Used to Fund the Project:

SHTF Project-Based Housing Program	\$44,000
IHOEP 2010 Membership Dues	\$9,550
IHOEP 2011 Membership Dues	\$7,750
IHOEP 2010 Spring Conference	\$3,000
Fundraising 2010	\$700
TOTAL SOURCES	\$65,000

Amount of Funds Expended:

\$0

Amount of Funds Obligated:

\$44,000

Grantee: Greater Fairfield Habitat for Humanity, Inc. (SHTF #11-05)
Location: *Fairfield*
Project: Project-Based Housing Program

Description of the Work:

Project Type: Homeownership

Activity: New construction of affordable housing

Background: Greater Fairfield Habitat for Humanity, Inc. is awarded a \$41,721 grant to help construct one affordable single-family home in Fairfield. The home will be sold to a low-income two-parent family with six children. The identified partner family will receive financial, home repair, homeownership, and foreclosure prevention education and must also complete the required hours of sweat equity prior to closing on the home. Habitat for Humanity of Iowa will administer the grant. The Project-Based Housing Program award will be used to help finance construction costs.

Progress of the Work:

Under Construction

Estimated Completion Date of the Project:

July 31, 2011

Total Estimated Cost of the Project:

\$98,139

List of All Revenue Sources Being Used to Fund the Project:

SHTF Project-Based Housing Program	\$41,721
Walmart Foundation	\$500
Alliant Energy Grant	\$1,250
Mortgage Payments (July - December)	\$10,000
Cash-in-hand	\$14,811
Whirlpool (HFHI gifts-in-kind program)	\$1,098
Donations	\$28,759
TOTAL SOURCES	\$98,139

Amount of Funds Expended:

\$0

Amount of Funds Obligated:

\$41,721

Grantee: Habitat for Humanity of North Central Iowa (SHTF #11-06)
Location: Mason City
Project: Project-Based Housing Program

Description of the Work:

Project Type: Homeownership

Activity: New construction of affordable housing

Background: Habitat for Humanity of North Central Iowa is awarded a \$50,000 grant to help construct two affordable single-family homes in Mason City. The homes are being constructed under the Single-Family Unit Production – New Construction – Round #2 as part of the Jumpstart Disaster Assistance Program. Each home will be sold to a low-income single-parent family with four children. The identified partner families will receive financial, home repair, homeownership, and foreclosure prevention education and must also complete the required hours of sweat equity prior to closing on the home. Habitat for Humanity of Iowa will administer the grant. The Project-Based Housing Program award will be used to help finance construction costs.

Progress of the Work:

Under Construction

Estimated Completion Date of the Project:

December 31, 2011

Total Estimated Cost of the Project:

\$210,300

List of All Revenue Sources Being Used to Fund the Project:

SHTF Project-Based Housing Program	\$50,000
Wells Fargo	\$35,000
NIACOG - SFUP New Construction Round #2 (CDBG Disaster)	\$63,250
Whirlpool (HFHI gifts-in-kind program)	\$2,196
Donations	\$59,854
TOTAL SOURCES	\$210,300

Amount of Funds Expended:

\$0

Amount of Funds Obligated:

\$50,000

Grantee: City of Fort Madison (SHTF #11-07)
Location: Fort Madison
Project: Project-Based Housing Program

Description of the Work:

Project Type: Homeownership

Activity: New construction of affordable housing

Background: The city of Fort Madison is awarded a \$50,000 grant to help the Greater Keokuk Area Habitat for Humanity Fort Madison Chapter construct one affordable single-family home in Fort Madison. The home will be sold to a low-income family. The city has acquired and demolished two dilapidated homes in the 2700 block of Avenue O and has donated the infill lots to Habitat for Humanity for construction of the new home. The Southeast Iowa Regional Planning Commission will administer the grant. The Project-Based Housing Program award will be used to help finance construction costs.

Progress of the Work:

Award Approved by IFA Board of Directors – Grant Agreement Issued

Estimated Completion Date of the Project:

November 30, 2012

Total Estimated Cost of the Project:

\$85,550

List of All Revenue Sources Being Used to Fund the Project:

SHTF Project-Based Housing Program	\$50,000
Fort Madison Habitat for Humanity	\$32,500
City of Fort Madison	\$3,050
TOTAL SOURCES	\$85,550

Amount of Funds Expended:

\$0

Amount of Funds Obligated:

\$50,000

Grantee: Fort Dodge Housing Agency (SHTF #11-08)
Location: Fort Dodge
Project: Project-Based Housing Program

Description of the Work:

Project Type: Homeownership

Activity: Acquisition of housing property, rehabilitation, and resale for affordable housing

Background: The Fort Dodge Housing Agency is awarded a \$50,000 grant to help assist in the acquisition, rehabilitation, and resale of a dilapidated three-bedroom single-family home located at 127 4th Street NW in a Fort Dodge neighborhood targeted for revitalization. The newly rehabilitated home will be resold to an eligible low-income family. Participants in the FDHA's Section 8 Homeownership Program will be targeted as potential homebuyers. The FDHA will partner with the Work Release Program at the North Central Correctional Facility in Rockwell City to complete the rehabilitation work. The Project-Based Housing Program award will be used to help finance rehabilitation costs.

Progress of the Work:

Under Construction

Estimated Completion Date of the Project:

November 30, 2012

Total Estimated Cost of the Project:

\$106,000

List of All Revenue Sources Being Used to Fund the Project:

SHTF Project-Based Housing Program	\$50,000
Fort Dodge Housing Agency	\$53,000
North Central Correctional Facility - Donated Labor	\$3,000
TOTAL SOURCES	\$106,000

Amount of Funds Expended:

\$0

Amount of Funds Obligated:

\$50,000

Grantee: Habitat for Humanity of Marion County (SHTF #11-32)
Location: Knoxville
Project: Project-Based Housing Program

Description of the Work:

Project Type: Homeownership

Activity: New construction of affordable housing

Background: Habitat for Humanity of Marion County is awarded a \$50,000 grant to help construct one affordable single-family home in Knoxville. The home will be sold to a low-income two-parent family with two children. The identified partner family will receive financial, home repair, homeownership, and foreclosure prevention education and must also complete the required hours of sweat equity prior to closing on the home. Habitat for Humanity of Iowa will administer the grant. The Project-Based Housing Program award will be used to help finance construction costs.

Progress of the Work:

Construction to begin in spring 2011

Estimated Completion Date of the Project:

December 31, 2012

Total Estimated Cost of the Project:

\$105,270

List of All Revenue Sources Being Used to Fund the Project:

SHTF Project-Based Housing Program	\$50,000
City of Knoxville (donated land)	\$14,850
HOME	\$35,000
Cash-in-hand	\$5,420
TOTAL SOURCES	\$105,270

Amount of Funds Expended:

\$0

Amount of Funds Obligated:

\$50,000

LAW ENFORCEMENT ACADEMY

Technology Reinvestment Fund – 0943

Annual Status Report – January 2011

Description of Project

The Project was designed to provide on-line testing for reserve peace officers, on-line training for all officers, and two up-dated technological tools for certified officers (portable Firearms Training Simulator (FATS) and Skid-car).

Progress of Work

The on-line testing for reserve peace officers has been operational since November 2009 with over 9,000 tests taken on the system.

The portable FATS has been purchased and received by the Academy in December 2009. Training of officers to take the Portable FATS into the field has occurred. Additional officers from across the state were trained in February, 2010.

The skid car arrived at the academy in early 2010 and is being used in the basic training classes.

The effort has now turned to on-line training for all officers. Computers and soft ware are being obtained to conduct online training here at the academy for the basic classes and across the state for continuing education hours in such topics as search and seizure, case law update, NIMS, Mandatory Reporting for Dependent and Child Abuse and handling mentally ill persons updates for peace officers, jailers and telecommunicators.

Total Estimated Cost of the Project

The estimated cost of the project is \$185,000.

List of all Revenue Sources Used for the Project

Only technology reinvestment funds have been used for these projects.

Amount of Funds Expended with Description of how funds were spent

On-line testing for reserve peace officers	\$ 48,675
Portable FATS	\$ 56,906
Skid Car	\$ 35,000
HP Compaq 6000 Pro Mt PC	<u>\$ 1,330</u>
Total Expended Funds	\$140,581
On-line training funds obligated	
Computers for on-line training lab	\$ 17,940
Software Licenses	\$ 3,120
DAS-IT Networking staff time	<u>\$ 5,000</u>
Total Obligated Funds	\$ 26,060
Total Funds Expended and Obligated	\$166,641

Amount of Funds Obligated Including Description of How Fund Are Obligated

The Academy initially looked at a program being developed in Indiana. It was found that the on-line training could be developed more efficiently by the Academy and DAS-IT staff. The on-line training computer lab, software licenses and DAS-IT networking staff time comes to \$26,060.

NOTE: The on-line training component is part of the Governor Culver's Executive Order and re-organization plan to put training online for law enforcement continuing education with the plan to increase ILEA revenue by approximately \$150,000 once ILEA has the capability.

Date of Project Completion or Estimated Completion

The Academy IT person is working with the DAS-IT personnel to complete this project. The Academy believes that the program can be completed and the first on-line training presented no later than June 2011. This is a delay in the projected completion date due to the fact that the program being developed in Indiana would not meet the needs of the Academy.

**IOWA
TELECOMMUNICATIONS AND TECHNOLOGY
COMMISSION**



Iowa Communications Network

ICN@lightspeed™

2010

ANNUAL INFRASTRUCTURE REPORT

DAVID LINGREN
EXECUTIVE DIRECTOR

January 11, 2011

This report is being submitted to the Legislative Services Agency in accordance with several sections of the Iowa Code, including Code Sections 8.57(6)(h) and (i), 8.57A(5), 8.57B(5), 8.57C(4), 12.E12, 12.79, 12.88, and 12.88A.

If you have questions or require additional information contact:

Tamara Fujinaka
Government Relations Manager
tami.fujinaka@iowa.gov
515-725-4658

Infrastructure Appropriations for the *Equipment Project*

Description:

The ICN has received appropriations to replace and upgrade equipment that is reaching its end of functional life for FY 2007, 2008, 2009, 2010, and 2011. Following is an explanation of the two multi-year equipment replacement projects funded by the appropriations.

Voice (Local Telephone System) equipment serving state agencies in the Capitol Complex and surrounding areas. The manufacturer no longer supports the equipment and third-party refurbished replacement parts are becoming scarce. So far, the ICN has not experienced large outages. Expenditures are being made to replace telephones and network equipment as well as labor and training.

Internet Services Technology Equipment. Many new video applications for education, medical and other government services are moving to Internet Protocol (IP) technology. Capabilities offered by the new equipment would allow more simultaneous "IP" sessions and better quality Video over IP conferences than are currently supported. Availability of the IP option meets the current and future needs of the educational community as more video sites deploy and utilize IP connections.

Progress:

The FY 2009 funding and associated projects have been completed for both sections.

Nearly 60 percent of the phones on the legacy equipment have been upgraded with the funds approved. FY 2010 funding is expended or obligated for the voice section. The work is approximately 75 percent complete and has a due date of June 30, 2011 to complete the installation of handsets and the core equipment necessary to finish this phase of the project. The majority of the FY 2011 funding, covering off-Complex locations on the legacy platform, is dependent upon selection of a platform, and a Request for Proposal (RFP) is pending.

The funding for FY 2010 and FY 2011 for Internet Services equipment is pending the selection of technology for the IP Video platform. This is approximately five percent complete at this time. It is estimated that the equipment replacement funded by the appropriations will be completed by December 30, 2011 and December 30, 2012, respectively.

Total Estimated Cost of the Project:

The project is estimated to cost approximately \$9 M for the entire voice portion of the project, including funds that have already been appropriated. The Internet services equipment is anticipated to cost \$11 M, including the funds that have been appropriated.

Table 1. Appropriations and Spending for the Equipment Project

Revenue Sources	Project	Fiscal Year	Appropriated Amount	Expended	Encumbered	Balance	Percent Complete	Est. Completion Date
0943/04U9	Equipment Project	2009	\$ 2,190,123	\$ 1,981,706	\$ 193,620	\$ 14,796	100%	Complete
0943/04U10	Equipment Project	2010	\$ 2,211,863	\$ 930,761	\$ 103,846	\$ 1,177,256	30%	12/30/11
0943/04U11	Equipment Project	2011	\$ 2,244,956	\$ 1,355	\$ 196,881	\$ 2,046,720	10%	3/31/12

Infrastructure Appropriations for the *Capitol Complex Redundancy Project*

Description:

In FY 2009, ICN began a three-year project to ensure greater telecommunications redundancy for the hub of Iowa's State Government. Following is information regarding the appropriations made for the first two years of the project:

FY 2009 - The ICN received an appropriation of \$1,800,000 to provide a redundant fiber ring outside of the Capitol Complex tunnels that leaves the current tunnel based fibers in place as a backup fiber path and connects all the Complex buildings with a second fiber entrance point along with necessary electronics, power systems, and power backup facilities to minimize vulnerability and ensure continuity of operations for the Capitol Complex. To date, \$1,525,043 of the appropriated funds has been expended with \$274,957 in obligations.

FY 2010 – The ICN received an appropriation of \$2,320,000 to provide voice service redundancy by installing a redundant private branch exchange switch installed off the Capitol Complex and distribute the building specific voice equipment at the appropriate locations. With this decentralization, if the location specific equipment fails, only the building where it is located would be impacted. To date, \$26,778 has been expended with \$53,388 encumbered.

Progress:

The FY 2009 fiber and equipment have been placed and are in-service. The network monitoring will provide the necessary tools to pinpoint the cause of outages or network anomalies as they occur much more timely than is possible today.

The distribution of the voice equipment to the various buildings is costing far less to complete than anticipated, mostly due to the ability to expedite the rewiring necessary in each of the buildings. As of December 2010, four of the nine buildings have been completed. It is anticipated the FY 2010 funding will also be able to cover Phase 3 – addition of a redundant site to meet other vendors that currently provide service to Capitol Complex and out-state users today. ICN will begin efforts to proceed on Phase 3 in the first quarter of FY 2011.

Total Estimated Cost of the Project:

The total cost of the project is estimated to be approximately \$4.1 M which was appropriated in FY 2009 and FY 2010.

Table 2. Appropriations and Spending for the Capitol Complex Redundancy Project

Revenue Sources	Project	Fiscal Year	Appropriated Amount	Expended	Encumbered	Balance	Percent Complete	Est. Completion Date
0943/07U9	Capitol Complex Redundancy	2009	\$1,800,000	\$1,525,043	\$274,957	\$0	80%	6/30/11
0943/06U9	Capitol Complex Redundancy	2010	\$2,320,000	\$26,778	\$53,388	\$2,239,833	50%	12/30/11

Infrastructure Appropriations for the *Generator Replacement Project*

Description:

The ICN received an appropriation of \$2,755,246 to replace aging generators that have been in the field for over 14 years.

Progress:

An RFP was completed and a contract awarded for the purchase and installation of generators in the beginning of FY 2010. The installation of two generators has been completed, and there are several generators awaiting resolution of remote management software issues before they can be placed in-service. Many sites also require the addition of an Ethernet switch for the management capabilities to function, and these are being installed as necessary with the generators.

Estimates have been derived on the amount work required to install approximately 60 percent of the sites and deployment is in progress. The estimates for the work required for the remainder of the sites will be completed and worked according to the schedule.

Total Estimated Cost of the Project:

The project is estimated to cost \$2,755,246 and this amount has already been appropriated in FY 2010.

Table 3. Appropriations and Spending for the Generator Replacement Project

Revenue Sources	Project	Fiscal Year	Appropriated Amount	Expended	Encumbered	Balance	Percent Complete	Est. Completion Date
0943/05U9	Generator Replacement	2010	\$2,755,246	\$13,260	\$44,777	\$2,697,210	25%	12/30/11

IOWA WORKFORCE DEVELOPMENT

2010 Report on Special Appropriation for Iowa Workforce Development
HF 911 2007 General Session

Workers Compensation Electronic Filing and Case Management System

Description of project & Progress of work

The Division of Workers' Compensation was appropriated the sum of \$500,000.00 in the Technology Reinvestment Fund to develop and implement an electronic filing and case management system to assist with the docketing and management of contested workers' compensation cases. The electronic system will allow for parties to contested cases to file a petition for benefits with the division and subsequently manage the entire case file in an electronic format. The system will also remove the division from the state mainframe in the process of enforcing compliance with the Iowa Workers' Compensation Act. While many options were explored, the division is now under contract with a vendor, HCL America, Inc., who has designed a product for the state of Georgia with the full spectrum of functions needed in the Iowa system. Working with the Iowa Attorney General's Office, the Division of Workers' Compensation entered into a license agreement with the state of Georgia to secure that state's source code for free. Thereafter, with additional assistance from the Attorney General's Office a contract for services was entered to modify the Georgia source code for the needs of Iowa. This manner of modification of a pre-existing workers' compensation case management system results in a savings of over \$3 million. It is anticipated that the electronic filing and case management system will be functional by the end of the calendar year 2010. The vendor will have completed work and completed delivery in June 2010 and will then warrant the system pursuant to contract provisions.

- *Total estimated cost of the project:* \$750,000
- *List of all revenue sources used for the project:* State Technology Reinvestment Fund; General Fund Appropriations
- *Amount of funds expended with description of how funds were spent:* \$5,510 has been expended for studying the scope and possible internal processes to complete the project. The remainder of the funds is currently being distributed pursuant to the contract benchmarks set between the Division of Workers' Compensation and the vendor.
- *Amount of funds obligated with description of how they are obligated:* \$500,000 will be expended prior to July 1, 2010 with a contract to vendor HCL America for redesign of the source code, implementation, and training by HCL, Inc.
- *Date of project completion or estimated completion:* Delivery prior to July 1, 2010 and therefore final completion in 2010.

Educational Outcomes Program

Description of project & Progress of work

Iowa Workforce Development (IWD) received \$580,000 for the Educational Outcomes Program that is a joint effort with the Iowa Department of Education (IDE) to assist community colleges in their efforts to determine the effectiveness of their educational programming. Iowa Workforce Development (IWD) provides wage data that can be used to measure the success of students in the workforce. IWD uses wage records from the state's unemployment insurance (UI) database to answer questions regarding the state's employment rate, earning levels, types of industry by gender, race, academic titles, and types of programs. All of the wage data as well as student records are used for research purposes only and are published as aggregated data to protect individuals' identities. This research service was not always readily available in the past, but with the cooperation of the Iowa Department of Education and Iowa community colleges, IWD is now able to provide this information.

To date, IWD has completed 4 wage-match projects. IWD also completed research project reports for Drake University and Iowa Department of Corrections (DOC). To further enhance the Educational Outcomes Program, IWD established data sharing agreements with DOC (2008) and two states – Nebraska (2008) and Illinois (2009). Agreements have been sent to South Dakota and Wisconsin where they are currently in the legal review stage.

The monies have not been expended within the three year period due to a delay in memorandums of understanding with the education institutions. IWD has now established data sharing agreements with 15 community college districts regarding educational outcome research. We had not anticipated the delay in getting the data sharing agreements through the legal approval process. **As a result, we are requesting an extension of two more years to fully complete the scope of the original appropriation; we will be able to do so using the previously appropriated funds without need for supplemental funding.**

- *Total estimated cost of the project:* \$580,000
- *List of all revenue sources used for the project:* State Technology Reinvestment Fund
- *Amount of funds expended with description of how funds were spent:* \$125,739.72 has been spent for 1 FTE, document production and distribution, and IT-oriented costs.
- *Amount of funds obligated with description of how they are obligated:* For the remainder of the year, the amount obligated is \$27,613.68 (totaling \$153,353.40 through SFY2010). The remainder, \$426,646.60, is obligated within the next 2 years. Please see the attached expected budget for the remainder of the project.
- *Date of project completion or estimated completion:* June 30, 2012

Budget for Educational Outcomes Program

Year 1

Personal Services	101	\$	75,000.00	1 FTE
I/S Travel	202	\$	15,000.00	
O/S Travel	205	\$	8,000.00	
Off Supply	301	\$	8,500.00	
Rentals	402	\$	8,000.00	
Postage	313	\$	2,500.00	
Communications	401	\$	1,400.00	
Professional Services	405	\$	15,000.00	
Training		\$	-	
Equipment	501	\$	100,000.00	
Sub - Total		\$	233,400.00	Including IT hardware/servers
Indirect Rate	0.112	\$	26,140.80	
Total Annual Budget		\$	259,540.80	

Year 2

Personal Services	101	\$	76,875.00
I/S Travel	202	\$	15,000.00
O/S Travel	205	\$	8,000.00
Off Supply	301	\$	8,500.00
Rentals	402	\$	8,000.00
Postage	313	\$	2,500.00
Communications	401	\$	1,400.00
Professional Services	405	\$	15,000.00
Training		\$	-
Equipment	501	\$	15,000.00
Sub - Total		\$	150,275.00
Indirect Rate	0.112	\$	16,830.80
Total Annual Budget		\$	167,105.80
Total 2 years		\$	426,646.60

**DEPARTMENT OF
NATURAL RESOURCES**

Iowa Department of Natural Resources
Funding Report
December 31, 2010

Appropriation Name	Description of Project	Progress	Total Estimated Cost	Additional Funding	Funds Expended	Funds Obligated	Estimated Completion Date
FY 06 Appropriation							
<u>Rebuild Iowa Infrastructure Fund</u>							
Destination Park	Supports the creation of a destination park.	100%	\$ 3,000,000	\$ 4,000,000	\$ 7,000,000	\$ -	Complete
Lake Cornelia	To make improvements at Lake Cornelia.	100%	\$ 429,000		\$ 429,000	\$ -	Complete
Waubonsie State Park Addition & Improvements	To purchase land adjacent to Waubonsie State Park and implement necessary development.	100%	\$ 1,500,000		\$ 1,500,000	\$ -	Complete
Ft. Atkinson Preserves Improvement	To restore Ft. Atkinson.	100%	\$ 500,000		\$ 500,000	\$ -	Complete
Mid America Port Commission	To pay dues to the Mid-America Port Commission.	100%	\$ 80,000		\$ 80,000	\$ -	Complete
Total Rebuild Iowa Infrastructure Fund			\$ 5,509,000	\$ 4,000,000	\$ 9,509,000	\$ -	
b							
<u>Environment First Fund</u>							
Keepers of the Land	Supports the Keepers of the Land Program with the goal of making it easy for Iowans to volunteer and become involved as advocates for Iowa's natural resources.	100%	\$ 100,000		\$ 100,000	\$ -	Complete
Marine Fuel Tax	Supports the established program that improves the quality of lakes and other boating areas, increases access points and develops them for safe and appropriate use, and makes other boating safety and recreation related improvements.	100%	\$ 2,300,000		\$ 2,300,000	\$ -	Complete
State Park Maintenance	Supports the Park's Bureau facility and grounds maintenance costs, equipment costs to maintain the facilities and grounds, and a portion of facility maintenance staff costs, primarily in the form of summer workers.	100%	\$ 2,000,000		\$ 2,000,000	\$ -	Complete
GIS Watershed Managers	Supports the development, acquisition, and analysis of geographic and demographic data for resource management.	100%	\$ 195,000		\$ 195,000	\$ -	Complete

Iowa Department of Natural Resources
Funding Report
December 31, 2010

Appropriation Name	Description of Project	Progress	Total Estimated Cost	Additional Funding	Funds Expended	Funds Obligated	Estimated Completion Date
Water Quality Monitoring	Supports water quality monitoring which enables the Department to assess the quality of our water and extent of water quality problems, determine whether watershed improvements were effective, and identify new threats to and emerging issues in Iowa's water quality.	100%	\$ 2,955,000		\$ 2,955,000	\$ -	Complete
Water Quality Protection	Supports the public drinking water supply program by providing a match for federal funds.	100%	\$ 500,000		\$ 500,000	\$ -	Complete
Lake Dredging	Supports the established program that restores deteriorated lake water quality and improves fishing, swimming, boating and other recreational activities on lakes across Iowa.	100%	\$ 1,500,000	\$ 175,071	\$ 1,675,071	\$ -	Complete
Resource Enhancement and Protection	Allows for sustainable funding for natural resource protection, cultural resource enhancement and protection and outdoor recreation enhancement at all levels of state government: state, county and city.	100%	\$ 11,000,000		\$ 11,000,000	\$ -	Complete
Total Environment First Fund			\$ 20,550,000	\$ 175,071	\$ 20,725,071	\$ -	
<u>Tobacco Settlement Trust Fund</u>							
Lewis and Clark Rural Water	Pass thru to Lewis & Clark Rural Water Association for development.	100%	\$ 2,500,000		\$ 2,500,000		Complete
Total Tobacco Settlement Trust Fund			\$ 2,500,000	\$ -	\$ 2,500,000	\$ -	
FY 07 Appropriation							
<u>Rebuild Iowa Infrastructure Fund</u>							
Lake Darling Shelter	To build a shelter at Lake Darling.		\$ 250,000	\$ 426,390	\$ 676,390	\$ -	Complete
Iowa Special Areas	To permanently protect a unique natural area (Anglers Bay in Spirit Lake) by matching private donations to acquire the land for the state.		\$ 1,500,000	\$ -	\$ 1,500,000	\$ -	Complete
Total Rebuild Iowa Infrastructure Fund		486	\$ 1,750,000	\$ 426,390	\$ 2,176,390	\$ -	

Iowa Department of Natural Resources
Funding Report
December 31, 2010

Appropriation Name	Description of Project	Progress	Total Estimated Cost	Additional Funding	Funds Expended	Funds Obligated	Estimated Completion Date
<u>Environment First Fund</u>							
Keepers of the Land	Supports the Keepers of the Land Program with the goal of making it easy for Iowans to volunteer and become involved as advocates for Iowa's natural resources.	100%	\$ 100,000	\$ -	\$ 100,000	\$ -	Complete
Marine Fuel Tax	Supports the established program that improves the quality of lakes and other boating areas, increases access points and develops them for safe and appropriate use, and makes other boating safety and recreation related improvements.	100%	\$ 2,500,000		\$ 2,500,000	\$ -	Complete
Air Quality Livestock Monitoring	Supports field study of hydrogen sulfide and ammonia near confined animal feeding operations and work on development of a database for animal feeding operations.	100%	\$ 275,000	\$ -	\$ 275,000	\$ -	Complete
Rhodes Tire Reclamation	Supplemented waste stockpile abatement funds to finish the clean-up of a waste stockpile in Rhodes. 1,386,333 tires were removed from the site.	100%	\$ 50,000	\$ -	\$ 50,000	\$ -	Complete
State Park Maintenance	Supports the Park's Bureau facility and grounds maintenance costs, equipment costs to maintain the facilities and grounds, and a portion of facility maintenance staff costs, primarily in the form of summer workers.	100%	\$ 2,000,000	\$ -	\$ 2,000,000	\$ -	Complete
GIS Watershed Managers	Supports the development, acquisition, and analysis of geographic and demographic data for resource management.	100%	\$ 195,000		\$ 195,000	\$ -	Complete
Water Quality Monitoring	Supports water quality monitoring which enables the Department to assess the quality of our water and extent of water quality problems, determine whether watershed improvements were effective, and identify new threats to and emerging issues in Iowa's water quality.	100%	\$ 2,955,000		\$ 2,955,000	\$ -	Complete

Iowa Department of Natural Resources
Funding Report
December 31, 2010

Appropriation Name	Description of Project	Progress	Total Estimated Cost	Additional Funding	Funds Expended	Funds Obligated	Estimated Completion Date
Water Quality Protection	Supports the public drinking water supply program by providing a match for federal funds.	100%	\$ 500,000		\$ 500,000	\$ -	Complete
Lake Restoration	Supports the established program that restores deteriorated lake water quality and improves fishing, swimming, boating and other recreational activities on lakes across Iowa.	100%	\$ 975,000		\$ 975,000	\$ -	Complete
Resource Enhancement and Protection	Allows for sustainable funding for natural resource protection, cultural resource enhancement and protection and outdoor recreation enhancement at all levels of state government: state, county and city.	100%	\$ 11,000,000		\$ 11,000,000	\$ -	Complete
Total Environment First Fund			\$ 20,550,000	\$ -	\$ 20,550,000	\$ -	
<u>Tobacco Settlement Trust Fund</u>							
State Parks Health and Safety	Update and bring water supply, wastewater systems and electrical campground systems in Iowa's state parks into compliance, in line with the environmental audit of all parks.	100%	\$ 1,000,000	\$ 121,890	\$ 1,121,890	\$ -	Complete
Lake Water Quality Improvement	To improve lake water quality across the state by following the comprehensive lakes plan of prioritized projects. The targeted plan mandates feasibility studies, watershed improvements and local community support and funding.	100%	\$ 8,600,000	\$ 36,273	\$ 8,636,273	\$ -	Complete
Total Tobacco Settlement Trust Fund			\$ 9,600,000	\$ 158,163	\$ 9,758,163	\$ -	
FY 08 Appropriation							
Rebuild Iowa Infrastructure Fund	Note: These projects are two- to three-year, sequenced constructions projects, with extensive up-front planning and permitting. All funds are obligated along an established timeline.						

Iowa Department of Natural Resources
Funding Report
December 31, 2010

Appropriation Name	Description of Project	Progress	Total Estimated Cost	Additional Funding	Funds Expended	Funds Obligated	Estimated Completion Date
State Parks Health and Safety	Update and bring water supply, wastewater systems and electrical campground systems in Iowa's state parks into compliance, in line with the environmental audit of all parks.	102%	\$ 2,500,000	\$ 422,501	\$ 2,550,132	\$ 372,369	June, 2011
Lake Water Quality Improvement	To improve lake water quality across the state by following the comprehensive lakes plan of prioritized projects. The targeted plan mandates feasibility studies, watershed improvements and local community support and funding.	100%	\$ 8,600,000	\$ -	\$ 8,600,000	\$ -	Complete
Volga River	Funding for the development of a modern campground at Volga River Recreation Area, including complete sewer, water and electrical infrastructure planning and permitting.	100%	\$ 750,000		\$ 750,000	\$ -	Complete
Lake Delhi	For lake dredging and related improvements including ongoing dam maintenance and operation on a lake with public access that has the support of a benefited lake district.	100%	\$ 100,000		\$ 100,000	\$ -	Complete
Carter Lake	For the construction and installation of an angled well, pumps, and piping to connect the existing infrastructure from the new well to Carter Lake.	23%	\$ 500,000		\$ 116,653	\$ 383,347	June, 2011
Mines of Spain	Funding for the expansion of the E.B. Lyons Visitor/Education Center at Mines of Spain Recreation Area. Funds to be used as match by the friends group for grants.	100%	\$ 100,000		\$ 100,000	\$ -	Complete
Total Rebuild Iowa Infrastructure Fund			\$ 12,550,000	\$ 422,501	\$ 12,216,785	\$ 755,716	
<u>Environment First Fund</u>							
Keepers of the Land	Supports the Keepers of the Land Program with the goal of making it easy for Iowans to volunteer and become involved as advocates for Iowa's natural resources.	100%	\$ 100,000	\$ -	\$ 100,000	\$ -	Complete

Iowa Department of Natural Resources
Funding Report
December 31, 2010

Appropriation Name	Description of Project	Progress	Total Estimated Cost	Additional Funding	Funds Expended	Funds Obligated	Estimated Completion Date
Air Quality Livestock Monitoring	Supports field study of hydrogen sulfide and ammonia near confined animal feeding operations and work on development of a database for animal feeding operations.	100%	\$ 235,000	\$ -	\$ 235,000	\$ -	Complete
Ambient Air Quality Monitoring	Supports work necessary to operate and maintain an adequate PM2.5 monitoring network. An adequate PM2.5 monitoring network will facilitate a flexible air permitting program, reduce costs for businesses, and promote economic competitiveness.	100%	\$ 325,000	\$ -	\$ 325,000	\$ -	Complete
State Park Maintenance	Supports the Park's Bureau facility and grounds maintenance costs, equipment costs to maintain the facilities and grounds, and a portion of facility maintenance staff costs, primarily in the form of summer workers.	100%	\$ 2,470,000	\$ -	\$ 2,470,000	\$ -	Complete
GIS Watershed Managers	Supports the development, acquisition, and analysis of geographic and demographic data for resource management.	100%	\$ 195,000		\$ 195,000	\$ -	Complete
Animal Feeding Operations	Extends the DNR field efforts to educate producers, and to achieve compliance with state and federal environmental laws and regulations to smaller open lots across Iowa.	100%	\$ 360,000		\$ 360,000	\$ -	Complete
Resource Conservation	Pass through grant funds administered by the DNR to federal Natural Resource and Conservation Service program to fund private business owners or local governments in developing natural resource based businesses or opportunities.	100%	\$ 300,000		\$ 300,000	\$ -	Complete
Water Quality Monitoring	Supports water quality monitoring which enables the Department to assess the quality of our water and extent of water quality problems, determine whether watershed improvements were effective, and identify new threats to and emerging issues in Iowa's water quality.	100%	\$ 2,955,000		\$ 2,955,000	\$ -	Complete

Iowa Department of Natural Resources
Funding Report
December 31, 2010

Appropriation Name	Description of Project	Progress	Total Estimated Cost	Additional Funding	Funds Expended	Funds Obligated	Estimated Completion Date
Livestock Database	Continues the process of revamping and updating a comprehensive database to support the livestock program. The new database will be available in a web version to the public and producers; and will assist producers in meeting complex state and federal regulations and in solving their water quality problems.	100%	\$ 50,000		\$ 50,000	\$ -	Complete
Water Quality Protection	Supports the public drinking water supply program by providing a match for federal funds.	100%	\$ 500,000		\$ 500,000	\$ -	Complete
Water Quantity	To continue implementing a comprehensive, knowledge-based water development, management, and allocation system. The goal is to assure sustainable water supplies for Iowans and the state's economy.	100%	\$ 480,000		\$ 480,000	\$ -	Complete
Resource Enhancement and Protection	Allows for sustainable funding for natural resource protection, cultural resource enhancement and protection and outdoor recreation enhancement at all levels of state government: state, county and city.	100%	\$ 15,500,000		\$ 15,500,000	\$ -	Complete
Total Environment First Fund			\$ 23,470,000	\$ -	\$ 23,470,000	\$ -	
FY 09 Appropriation							
<u>Rebuild Iowa Infrastructure Fund</u>							
Lake Delhi	For lake dredging and related improvements including ongoing dam maintenance and operation on a lake with public access that has the support of a benefited lake district.	100%	\$ 100,000		\$ 100,000	\$ -	Complete
Plasma Arc Feasibility	The study will include the commercial application potential of plasma arc gasification technology as an alternative disposal method to landfilling, recycling, reuse, composting or other disposal methods of solid waste.	100%	\$ 135,000		\$ 135,000	\$ -	Complete
Total Rebuild Iowa Infrastructure Fund			\$ 235,000	\$ -	\$ 235,000	\$ -	

Iowa Department of Natural Resources
 Funding Report
 December 31, 2010

Appropriation Name	Description of Project	Progress	Total Estimated Cost	Additional Funding	Funds Expended	Funds Obligated	Estimated Completion Date
<u>Tobacco Settlement Funds</u>							
<u>Restricted Capital Account</u>							
Honey Creek Resort Park	Funds to complete the 28 cabins and other amenities at Honey Creek Resort State Park. This is a portion of the \$8 million total appropriated for this purpose.	100%	\$ 3,100,000		\$ 3,100,000	\$ -	Complete
<u>Tax-Exempt Restricted Capital Fund (RC3)</u>							
Honey Creek Resort Park	Funds to complete the 28 cabins and other amenities at Honey Creek Resort State Park. This is a portion of the \$8 million total appropriated for this purpose.	95%	\$ 4,900,000		\$ 4,631,742	\$ 268,258	June, 2011
Total Tobacco Settlement Funds			\$ 8,000,000	\$ -	\$ 7,731,742	\$ 268,258	
<u>Revenue Bond Capital Fund</u>							
Volga River	Funding for the development of a modern campground at Volga River Recreation Area, including complete sewer, water and electrical infrastructure planning and permitting.	100%	\$ 750,000		\$ 750,000	\$ -	Complete
Carter Lake	For the construction and installation of an angled well, pumps, and piping to connect the existing infrastructure from the new well to Carter Lake.	86%	\$ 500,000		\$ 428,107	\$ 71,893	June, 2012
Lake Water Quality Improvements	To improve lake water quality across the state by following the comprehensive lakes plan of prioritized projects. The targeted plan mandates feasibility studies, watershed improvements and local community support and funding.	100%	\$ 10,000,000	\$ 859,262	\$ 10,859,262	\$ -	Complete
Total Revenue Bond Capital Fund			\$ 11,250,000	\$ 859,262	\$ 12,037,369	\$ 71,893	
<u>Federal Economic Stimulus Funds</u>							

Iowa Department of Natural Resources
Funding Report
December 31, 2010

Appropriation Name	Description of Project	Progress	Total Estimated Cost	Additional Funding	Funds Expended	Funds Obligated	Estimated Completion Date
Water Trails and Lowhead Dam	Funds to develop a statewide plan for water trails and low-head dam public hazard programs, including a development and signage manual, standard design templates for accesses, portages, and low-head dam modification treatments, and prioritization strategies.	100%	\$ 246,852		\$ 246,852	\$ -	Complete
Ambient Air Monitoring	Funding to replace old equipment used to measure fine particulates. Eastern Iowa is close to exceeding federal health standards. Replacing old monitoring equipment helps to avoid inaccurate readings that complicate the interpretation of the data, and lower the amount of time monitoring staff has to spend maintaining equipment that is near the end of its operational life.	100%	\$ 195,000		\$ 195,000	\$ -	Complete
Total Federal Economic Stimulus Funds			\$ 441,852	\$ -	\$ 441,852	\$ -	
<u>Environment First Fund</u>							
Keepers of the Land	Supports the Keepers of the Land Program with the goal of making it easy for Iowans to volunteer and become involved as advocates for Iowa's natural resources.	100%	\$ 100,000	\$ -	\$ 100,000	\$ -	Complete
Ambient Air Quality Monitoring	Supports work necessary to operate and maintain an adequate PM2.5 monitoring network. An adequate PM2.5 monitoring network will facilitate a flexible air permitting program, reduce costs for businesses, and promote economic competitiveness.	100%	\$ 325,000	\$ -	\$ 325,000	\$ -	Complete
State Park Maintenance	Supports the Park's Bureau facility and grounds maintenance costs, equipment costs to maintain the facilities and grounds, and a portion of facility maintenance staff costs, primarily in the form of summer workers.	100%	\$ 2,470,000	\$ -	\$ 2,470,000	\$ -	Complete

Iowa Department of Natural Resources
Funding Report
December 31, 2010

Appropriation Name	Description of Project	Progress	Total Estimated Cost	Additional Funding	Funds Expended	Funds Obligated	Estimated Completion Date
GIS Watershed Managers	Supports the development, acquisition, and analysis of geographic and demographic data for resource management.	100%	\$ 195,000		\$ 195,000	\$ -	Complete
Animal Feeding Operations	Extends the DNR field efforts to educate producers, and to achieve compliance with state and federal environmental laws and regulations to smaller open lots across Iowa.	100%	\$ 360,000		\$ 360,000	\$ -	Complete
Resource Conservation	Pass through grant funds administered by the DNR to federal Natural Resource and Conservation Service program to fund private business owners or local governments in developing natural resource based businesses or opportunities.	100%	\$ 250,000		\$ 250,000	\$ -	Complete
Water Quality Monitoring	Supports water quality monitoring which enables the Department to assess the quality of our water and extent of water quality problems, determine whether watershed improvements were effective, and identify new threats to and emerging issues in Iowa's water quality.	100%	\$ 2,955,000		\$ 2,955,000	\$ -	Complete
Water Quality Protection	Supports the public drinking water supply program by providing a match for federal funds.	100%	\$ 500,000		\$ 500,000	\$ -	Complete
Water Quantity	To continue implementing a comprehensive, knowledge-based water development, management, and allocation system. The goal is to assure sustainable water supplies for Iowans and the states economy.	100%	\$ 495,000		\$ 495,000	\$ -	Complete
Resource Enhancement and Protection	Allows for sustainable funding for natural resource protection, cultural resource enhancement and protection and outdoor recreation enhancement at all levels of state government: state, county and city.	100%	\$ 18,000,000		\$ 18,000,000	\$ -	Complete
Global Climate Change	To understand the impacts of climate change to Iowa, to adequately coordinate the collection of reporting of all of the baseline emissions, and provide support for the Iowa Climate Change Advisory Council.	100%	\$ 50,000		\$ 50,000	\$ -	Complete
Total Environment First Fund		494	\$ 25,700,000	\$ -	\$ 25,700,000	\$ -	

Iowa Department of Natural Resources
 Funding Report
 December 31, 2010

Appropriation Name	Description of Project	Progress	Total Estimated Cost	Additional Funding	Funds Expended	Funds Obligated	Estimated Completion Date
FY 10 Appropriation							
<u>Rebuild Iowa Infrastructure Fund</u>							
Lowhead Dam Improvement and Water Trails Program	Funding for implementation of the water trails and low-head dam public hazard programs, including granting and state infrastructure for safety purposes and to enhance recreational use for growing population segments.	75%	\$ 800,000		\$ 598,045	\$ 201,955	June, 2011
Floodplain Management	Establish and implement a program to promote the protection of life and property from floods and to promote the orderly development and wise use of the flood plains of the state. This is carried out by regulating construction in the flood plain, providing technical assistance and the promotion of the National Flood Insurance Program, developing statewide flood plain maps and ensuring that dams meet criteria and are properly maintained to ensure safety.	100%	\$ 2,000,000		\$ 2,000,000	\$ -	Complete
Lake Water Quality Improvement	To improve lake water quality across the state by following the comprehensive lakes plan of prioritized projects. The targeted plan mandates feasibility studies, watershed improvements and local community support and funding.	44%	\$ 2,800,000		\$ 1,227,719	\$ 1,572,281	June, 2014
Hungry Canyons	To match (at 10%) disaster assistance funds from the USDA-NRCS Emergency Watershed Protection program (at 75%) and county funds (at 15%) to build new grade control structures and repair existing grade control structures in eighteen western Iowa counties following the May 2007 and June 2008 floods.	100%	\$ 100,000		\$ 100,000	\$ -	Complete
Total Rebuild Iowa Infrastructure Fund			\$ 5,700,000	\$ -	\$ 3,925,764	\$ 1,774,236	

Revenue Bond Capital Fund

Iowa Department of Natural Resources
 Funding Report
 December 31, 2010

Appropriation Name	Description of Project	Progress	Total Estimated Cost	Additional Funding	Funds Expended	Funds Obligated	Estimated Completion Date
Water Quality Grants	These projects target flood control and water quality improvement projects. These projects will improve water quality through wastewater treatment improvements in state parks and reduced sediment and nutrient delivery in watersheds. Future flooding events will have a diminished impact on vulnerable areas through structural improvements on flood-damaged land and stormwater best management practices. By updating the low-head dam infrastructure in selected small communities, the public will be safer and river habitats will benefit. Most importantly, state and local economies will be strengthened with new jobs and additional recreation opportunities from these projects.	38%	\$ 13,500,000	\$ 107,886	\$ 5,103,493	\$ 8,504,393	June, 2012
Total Revenue Bond Capital Fund			\$ 13,500,000	\$ 107,886	\$ 5,103,493	\$ 8,504,393	
<u>Environment First Fund</u>							
Keepers of the Land	Supports the Keepers of the Land Program with the goal of making it easy for Iowans to volunteer and become involved as advocates for Iowa's natural resources.	100%	\$ 100,000	\$ -	\$ 100,000	\$ -	Complete
Ambient Air Quality Monitoring	Supports work necessary to operate and maintain an adequate PM2.5 monitoring network. An adequate PM2.5 monitoring network will facilitate a flexible air permitting program, reduce costs for businesses, and promote economic competitiveness.	100%	\$ 425,000	\$ -	\$ 425,000	\$ -	Complete
State Park Maintenance	Supports the Park's Bureau facility and grounds maintenance costs, equipment costs to maintain the facilities and grounds, and a portion of facility maintenance staff costs, primarily in the form of summer workers.	100%	\$ 2,470,000	\$ -	\$ 2,470,000	\$ -	Complete

Iowa Department of Natural Resources
Funding Report
December 31, 2010

Appropriation Name	Description of Project	Progress	Total Estimated Cost	Additional Funding	Funds Expended	Funds Obligated	Estimated Completion Date
GIS Watershed Managers	Supports the development, acquisition, and analysis of geographic and demographic data for resource management.	63%	\$ 195,000		\$ 122,247	\$ 72,753	June, 2011
Animal Feeding Operations	Extends the DNR field efforts to educate producers, and to achieve compliance with state and federal environmental laws and regulations to smaller open lots across Iowa.	100%	\$ 360,000		\$ 360,000	\$ -	Complete
Resource Conservation	Pass through grant funds administered by the DNR to federal Natural Resource and Conservation Service program to fund private business owners or local governments in developing natural resource based businesses or opportunities.	28%	\$ 250,000		\$ 68,948	\$ 181,052	June, 2012
Water Quality Monitoring	Supports water quality monitoring which enables the Department to assess the quality of our water and extent of water quality problems, determine whether watershed improvements were effective, and identify new threats to and emerging issues in Iowa's water quality.	100%	\$ 2,955,000		\$ 2,955,000	\$ -	Complete
Water Quality Protection	Supports the public drinking water supply program by providing a match for federal funds.	100%	\$ 500,000		\$ 500,000	\$ -	Complete
Water Quantity	To continue implementing a comprehensive, knowledge-based water development, management, and allocation system. The goal is to assure sustainable water supplies for Iowans and the states economy.	100%	\$ 495,000		\$ 495,000	\$ -	Complete
Resource Enhancement and Protection	Allows for sustainable funding for natural resource protection, cultural resource enhancement and protection and outdoor recreation enhancement at all levels of state government: state, county and city.	100%	\$ 18,000,000		\$ 18,000,000	\$ -	Complete
Total Environment First Fund			\$ 25,750,000	\$ -	\$ 25,496,195	\$ 253,805	

FY 11 Appropriation

Rebuild Iowa Infrastructure Fund

Iowa Department of Natural Resources
Funding Report
December 31, 2010

Appropriation Name	Description of Project	Progress	Total Estimated Cost	Additional Funding	Funds Expended	Funds Obligated	Estimated Completion Date
Floodplain Management	Establish and implement a program to promote the protection of life and property from floods and to promote the orderly development and wise use of the flood plains of the state. This is carried out by regulating construction in the flood plain, providing technical assistance and the promotion of the National Flood Insurance Program, developing statewide flood plain maps and ensuring that dams meet criteria and are properly maintained to ensure safety.	17%	\$ 2,000,000		\$ 347,757	\$ 1,652,243	June, 2011
Rock Creek	For construction of a permanent structure for handicapped persons and senior citizens at Rock Creek State Park.	0%	\$ 40,000		\$ -	\$ 40,000	June, 2012
Honey Creek Asset Manager	For costs associated with the hiring and employment of an asset manager at Honey Creek Resort State Park.	51%	\$ 100,000		\$ 50,682	\$ 49,318	June, 2011
Total Rebuild Iowa Infrastructure Fund			\$ 2,140,000	\$ -	\$ 398,439	\$ 1,741,561	
Revenue Bond Capital Fund							
Lake Water Quality Improvement	To improve lake water quality across the state by following the comprehensive lakes plan of prioritized projects. The targeted plan mandates feasibility studies, watershed improvements and local community support and funding.	20%	\$ 10,000,000		\$ 2,046,672	\$ 7,953,328	June, 2013
State Park Infrastructure	State Park Infrastructure improvements.	8%	\$ 5,000,000		\$ 388,202	\$ 4,611,798	December, 2012
Total Revenue Bond Capital Fund			\$ 15,000,000	\$ -	\$ 2,434,874	\$ 12,565,126	
Environment First Fund							
Keepers of the Land	Supports the Keepers of the Land Program with the goal of making it easy for Iowans to volunteer and become involved as advocates for Iowa's natural resources.	42%	\$ 100,000	\$ -	\$ 42,408	\$ 57,592	June, 2011

Iowa Department of Natural Resources
Funding Report
December 31, 2010

Appropriation Name	Description of Project	Progress	Total Estimated Cost	Additional Funding	Funds Expended	Funds Obligated	Estimated Completion Date
Ambient Air Quality Monitoring	Supports work necessary to operate and maintain an adequate PM2.5 monitoring network. An adequate PM2.5 monitoring network will facilitate a flexible air permitting program, reduce costs for businesses, and promote economic competitiveness.	59%	\$ 425,000		\$ 252,831	\$ 172,169	June, 2011
State Park Maintenance	Supports the Park's Bureau facility and grounds maintenance costs, equipment costs to maintain the facilities and grounds, and a portion of facility maintenance staff costs, primarily in the form of summer workers.	50%	\$ 2,470,000	\$ -	\$ 1,235,000	\$ 1,235,000	June, 2011
GIS Watershed Managers	Supports the development, acquisition, and analysis of geographic and demographic data for resource management.	0%	\$ 195,000		\$ -	\$ 195,000	December, 2011
Animal Feeding Operations	Extends the DNR field efforts to educate producers, and to achieve compliance with state and federal environmental laws and regulations to smaller open lots across Iowa.	28%	\$ 608,400		\$ 168,248	\$ 440,152	June, 2012
Resource Conservation	Pass through grant funds administered by the DNR to federal Natural Resource and Conservation Service program to fund private business owners or local governments in developing natural resource based businesses or opportunities.	0%	\$ 150,000		\$ -	\$ 150,000	June, 2012
Water Quality Monitoring	Supports water quality monitoring which enables the Department to assess the quality of our water and extent of water quality problems, determine whether watershed improvements were effective, and identify new threats to and emerging issues in Iowa's water quality.	1%	\$ 2,955,000		\$ 41,439	\$ 2,913,561	December, 2011
Water Quality Protection	Supports the public drinking water supply program by providing a match for federal funds.	50%	\$ 500,000		\$ 250,000	\$ 250,000	June, 2011
Water Quantity	To continue implementing a comprehensive, knowledge-based water development, management, and allocation system. The goal is to assure sustainable water supplies for Iowans and the states economy.	37%	\$ 495,000		\$ 182,320	\$ 312,680	June, 2011

Iowa Department of Natural Resources
 Funding Report
 December 31, 2010

Appropriation Name	Description of Project	Progress	Total Estimated Cost	Additional Funding	Funds Expended	Funds Obligated	Estimated Completion Date
Resource Enhancement and Protection	Allows for sustainable funding for natural resource protection, cultural resource enhancement and protection and outdoor recreation enhancement at all levels of state government: state, county and city.	50%	\$ 15,000,000		\$ 7,500,000	\$ 7,500,000	June, 2011
State Park Volunteers	To support volunteer activities at state parks.	47%	\$ 250,000	1500	\$ 118,428	\$ 133,072	June, 2011
Total Environment First Fund			\$ 23,148,400	\$ 1,500	\$ 9,790,674	\$ 13,359,226	
Cash Reserves Fund							
Private Buildings		100%	\$ 300,000		\$ 300,000	\$ -	Complete

DEPARTMENT OF PUBLIC DEFENSE

**Infrastructure Appropriations Status Report
Iowa Department of Public Defense**

Prepared for:

Transportation, Infrastructure, and Capitals Appropriations Subcommittee
Legislative Services Agency
Department of Management
Capital Projects Committee of the Legislative Council

Prepared by:

Joanne Andersen, Accountant
Iowa Department of Public Defense

Date: 01/12/11

SUMMARY FOR ALL PROJECTS

<u>Funding Source:</u>	<u>Fund</u>	<u>Budgeted/ Appropriated</u>	<u>Actual Exp as of 12/31/10</u>	<u>Funds Obligated</u>	<u>Est Projections</u>	<u>Total Est Cost of the Projects</u>
Rebuild Ia Infrastructure Fund	0017	28,686,000.00	25,052,619.74	2,320,560.24	1,312,820.02	28,686,000.00
Technology Reinvestment Fund	0943	111,000.00	110,801.69	0.00	0.00	110,801.69
Other Funds		58,846,799.41	54,183,897.46	4,000,291.24	662,610.71	58,846,799.41
Total for All Projects		87,643,799.41	79,347,318.89	6,320,851.48	1,975,430.73	87,643,601.10

Project description:

Camp Dodge Armed Forces Readiness Center (AFRC)
Install drill floor A/C

Progress of work completed: 100% complete

Estimated Completion date: June 2009

<u>Funding Source:</u>	<u>Approp</u>	<u>Budgeted/ Appropriated</u>	<u>Actual Exp as of 12/31/10</u>	<u>Funds Obligated</u>	<u>Est Projections</u>	<u>Total Est Cost of the Project</u>
Rebuild Ia Infrastructure Fund	15D	50,000.00	50,000.00	0.00		50,000.00
Other Funds		0.00	0.00	0.00		0.00
Camp Dodge AFRC Total		50,000.00	50,000.00	0.00	0.00	50,000.00

Project description:

Iowa City Readiness Center new facility construction
(DPD project #000105)

Progress of work completed: 95% complete

Estimated Completion date: January 2011

<u>Funding Source:</u>	<u>Fund</u>	<u>Budgeted/ Appropriated</u>	<u>Actual Exp as of 12/31/10</u>	<u>Funds Obligated</u>	<u>Est Projections</u>	<u>Total Est Cost of the Project</u>
Rebuild Ia Infrastructure Fund	0017	1,211,981.00	1,211,981.00	0.00	0.00	1,211,981.00
Other Funds		12,834,745.85	12,641,366.75	193,379.10	0.00	12,834,745.85
Iowa City Readiness Center Total		14,046,726.85	13,853,347.75	193,379.10	0.00	14,046,726.85

Project description:

Camp Dodge Water System Improvement
(DPD project #000156/000203)

Progress of work completed: 100% complete

Estimated Completion date: May 2010

<u>Funding Source:</u>	<u>Fund</u>	<u>Budgeted/ Appropriated</u>	<u>Actual Exp as of 12/31/10</u>	<u>Funds Obligated</u>	<u>Est Projections</u>	<u>Total Est Cost of the Project</u>
Rebuild Ia Infrastructure Fund	0017	681,892.97	681,892.97	0.00		681,892.97
Other Funds		3,230,288.65	3,230,288.65	0.00		3,230,288.65
Camp Dodge Water Syst Imp Total		3,912,181.62	3,912,181.62	0.00	0.00	3,912,181.62

Project description:

Waterloo Aviation Readiness Center addition/alteration
(DPD project #000155)

Progress of work completed: 95% complete

Estimated Completion date: January 2011

<u>Funding Source:</u>	<u>Fund</u>	<u>Budgeted/ Appropriated</u>	<u>Actual Exp as of 12/31/10</u>	<u>Funds Obligated</u>	<u>Est Projections</u>	<u>Total Est Cost of the Project</u>
Rebuild Ia Infrastructure Fund	0017	500,000.00	462,311.08	0.00	37,688.92	500,000.00
Other Funds		9,612,479.59	9,612,479.59	0.00	0.00	9,612,479.59
Waterloo Aviation Readiness Total		10,112,479.59	10,074,790.67	0.00	37,688.92	10,112,479.59

Project description:

Eagle Grove Readiness Center addition
(DPD project #000147)

Progress of work completed: 100% complete

Estimated Completion date: August 2008

<u>Funding Source:</u>	<u>Fund</u>	<u>Budgeted/ Appropriated</u>	<u>Actual Exp as of 12/31/10</u>	<u>Funds Obligated</u>	<u>Est Projections</u>	<u>Total Est Cost of the Project</u>
Rebuild Ia Infrastructure Fund	0017	402,500.00	402,500.00			402,500.00
Other Funds		325,700.35	325,700.35			325,700.35
Eagle Grove Readiness Center Total		728,200.35	728,200.35	0.00	0.00	728,200.35

Project description:

Gold Star Museum Addition
(DPD project #000193)

Progress of work completed: 100% complete

Estimated Completion date: March 2010

<u>Funding Source:</u>	<u>Fund</u>	<u>Budgeted/ Appropriated</u>	<u>Actual Exp as of 12/31/10</u>	<u>Funds Obligated</u>	<u>Est Projections</u>	<u>Total Est Cost of the Project</u>
Rebuild Ia Infrastructure Fund	0017	4,000,657.79	4,000,657.79	0.00	0.00	4,000,657.79
Other Funds		16,290.30	16,290.30			16,290.30
Gold Star Museum Total		4,016,948.09	4,016,948.09	0.00	0.00	4,016,948.09

Project description:

Law Enforcement/National Guard Shoothouse
(DPD project #000162)

Progress of work completed: 100% complete

Estimated Completion date: June 2009

<u>Funding Source:</u>	<u>Fund</u>	<u>Budgeted/ Appropriated</u>	<u>Actual Exp as of 12/31/10</u>	<u>Funds Obligated</u>	<u>Est Projections</u>	<u>Total Est Cost of the Project</u>
Rebuild Ia Infrastructure Fund	0017	500,000.00	500,000.00			500,000.00
Other Funds		750,172.43	750,172.43			750,172.43
Shoothouse Total		1,250,172.43	1,250,172.43	0.00	0.00	1,250,172.43

Project description:

Newton Readiness Center Addition
(DPD project #000146)

Progress of work completed: 100% complete

Estimated Completion date: July 2009

<u>Funding Source:</u>	<u>Fund</u>	<u>Budgeted/ Appropriated</u>	<u>Actual Exp as of 12/31/10</u>	<u>Funds Obligated</u>	<u>Est Projections</u>	<u>Total Est Cost of the Project</u>
Rebuild Ia Infrastructure Fund	0017	408,115.00	408,115.00			408,115.00
Other Funds		251,739.97	251,739.97			251,739.97
Newton Readiness Center Total		659,854.97	659,854.97	0.00	0.00	659,854.97

Project description:

Ottumwa Readiness Center Addition
(DPD project #000174)

Progress of work completed: 100% complete

Estimated Completion date: Sept 2009

<u>Funding Source:</u>	<u>Fund</u>	<u>Budgeted/ Appropriated</u>	<u>Actual Exp as of 12/31/10</u>	<u>Funds Obligated</u>	<u>Est Projections</u>	<u>Total Est Cost of the Project</u>
Rebuild Ia Infrastructure Fund	0017	1,592,796.70	1,592,796.70			1,592,796.70
Other Funds		843,648.26	843,648.26			843,648.26
Ottumwa Readiness Center Total		2,436,444.96	2,436,444.96	0.00	0.00	2,436,444.96

Project description:

Camp Dodge Electrical Upgrade
(DPD project #000167/000202)

Progress of work completed: 98% complete

Estimated Completion date: May 2011

<u>Funding Source:</u>	<u>Fund</u>	<u>Budgeted/ Appropriated</u>	<u>Actual Exp as of 12/31/10</u>	<u>Funds Obligated</u>	<u>Est Projections</u>	<u>Total Est Cost of the Project</u>
Rebuild Ia Infrastructure Fund	0017	334,863.91	332,708.43	2,155.48		334,863.91
Other Funds		1,375,596.07	1,375,596.07			1,375,596.07
Camp Dodge Elect Upgrade Total		1,710,459.98	1,708,304.50	2,155.48	0.00	1,710,459.98

Project description:

Mt Pleasant Readiness Center addition
(DPD project #000225)

Progress of work completed: 95% complete

Estimated Completion date: August 2011

<u>Funding Source:</u>	<u>Fund</u>	<u>Budgeted/ Appropriated</u>	<u>Actual Exp as of 12/31/10</u>	<u>Funds Obligated</u>	<u>Est Projections</u>	<u>Total Est Cost of the Project</u>
Rebuild Ia Infrastructure Fund	0017	1,039,020.00	910,577.94	128,442.06		1,039,020.00
Other Funds		1,998,498.00	1,978,926.00		19,572.00	1,998,498.00
Mt Pleasant RC Total		3,037,518.00	2,889,503.94	128,442.06	19,572.00	3,037,518.00

Project description:

Davenport Aviation Readiness Center addition/alteration
(DPD project #000208)

Progress of work completed: 95% complete

Estimated Completion date: May 2011

<u>Funding Source:</u>	<u>Fund</u>	<u>Budgeted/ Appropriated</u>	<u>Actual Exp as of 12/31/10</u>	<u>Funds Obligated</u>	<u>Est Projections</u>	<u>Total Est Cost of the Project</u>
Rebuild Ia Infrastructure Fund	0017	2,119,973.06	1,635,276.62	407,614.76	77,081.68	2,119,973.06
Other Funds		3,463,711.66	1,623,711.66	1,840,000.00		3,463,711.66
Davenport Aviation RC Total		5,583,684.72	3,258,988.28	2,247,614.76	77,081.68	5,583,684.72

Project description:

Middletown Readiness Center Sewer Upgrade
(DPD orgn 64D1)

Progress of work completed: 33% complete

Estimated Completion date: August 2011

<u>Funding Source:</u>	<u>Fund</u>	<u>Budgeted/ Appropriated</u>	<u>Actual Exp as of 12/31/10</u>	<u>Funds Obligated</u>	<u>Est Projections</u>	<u>Total Est Cost of the Project</u>
Rebuild Ia Infrastructure Fund	0017	100,000.00	0.00	92,500.00	7,500.00	100,000.00
Other Funds						0.00
Middletown RC Total		100,000.00	0.00	92,500.00	7,500.00	100,000.00

Project description:

Iowa Falls Readiness Center Addition/Alteration
(DPD project #000233)

Progress of work completed: 33% complete

Estimated Completion date: July 2011

<u>Funding Source:</u>	<u>Fund</u>	<u>Budgeted/ Appropriated</u>	<u>Actual Exp as of 12/31/10</u>	<u>Funds Obligated</u>	<u>Est Projections</u>	<u>Total Est Cost of the Project</u>
Rebuild Ia Infrastructure Fund	0017	579,500.00	79,500.00	500,000.00	0.00	579,500.00
Other Funds		1,735,725.00	713,549.56	379,136.73	643,038.71	1,735,725.00
Iowa Falls RC Total		2,315,225.00	793,049.56	879,136.73	643,038.71	2,315,225.00

Project description:

Cedar Rapids Readiness Center Addition/Alteration
(DPD orgn 67D1)

Progress of work completed: 0% complete (preparing to solicit bids)

Estimated Completion date: Sept 2011

<u>Funding Source:</u>	<u>Fund</u>	<u>Budgeted/ Appropriated</u>	<u>Actual Exp as of 12/31/10</u>	<u>Funds Obligated</u>	<u>Est Projections</u>	<u>Total Est Cost of the Project</u>
Rebuild Ia Infrastructure Fund	0017	200,000.00	0.00		200,000.00	200,000.00
Other Funds						0.00
Cedar Rapids RC Total		200,000.00	0.00	0.00	200,000.00	200,000.00

Project description:

Major Maintenance National Guard Facilities

Progress of work completed: Various projects in process (37)

Estimated Completion date: Varies by project

<u>Funding Source:</u>	<u>Fund</u>	<u>Budgeted/ Appropriated</u>	<u>Actual Exp as of 12/31/10</u>	<u>Funds Obligated</u>	<u>Est Projections</u>	<u>Total Est Cost of the Project</u>
Rebuild Ia Infrastructure Fund	0017	5,964,699.57	5,062,882.03	235,468.50	666,349.04	5,964,699.57
Other Funds		22,358,203.28	20,770,427.87	1,587,775.41		22,358,203.28
Major Maintenance Total		28,322,902.85	25,833,309.90	1,823,243.91	666,349.04	28,322,902.85

Project description:

Statewide Modernization Readiness Centers
(Approp 54D; orgn 54D9/1294)

Progress of work completed: Various projects in process (6)

Estimated Completion date: Varies by project

<u>Funding Source:</u>	<u>Fund</u>	<u>Budgeted/ Appropriated</u>	<u>Actual Exp as of 12/31/10</u>	<u>Funds Obligated</u>	<u>Est Projections</u>	<u>Total Est Cost of the Project</u>
Rebuild Ia Infrastructure Fund	0017	5,400,000.00	4,121,420.18	954,379.44	324,200.38	5,400,000.00
Other Funds		0.00	0.00	0.00		0.00
Major Maintenance Total		5,400,000.00	4,121,420.18	954,379.44	324,200.38	5,400,000.00

Project description:

STARCOMM - facility to house a backup Emergency Operations Center
(DPD orgn 22D7/34D9/24D7)

Progress of work completed: 100% complete

Estimated Completion date: January 2009

<u>Funding Source:</u>	<u>Fund</u>	<u>Budgeted/ Appropriated</u>	<u>Actual Exp as of 12/31/10</u>	<u>Funds Obligated</u>	<u>Est Projections</u>	<u>Total Est Cost of the Project</u>
Rebuild Ia Infrastructure Fund	0017	3,600,000.00	3,600,000.00			3,600,000.00
Other Funds						0.00
STARCOMM Total		3,600,000.00	3,600,000.00	0.00	0.00	3,600,000.00

Project description:

DPD Technology Upgrades
(DPD orgn 23D8)

Progress of work completed: 100% complete

Estimated Completion date: Jun 2009

<u>Funding Source:</u>	<u>Fund</u>	<u>Budgeted/ Appropriated</u>	<u>Actual Exp as of 12/31/10</u>	<u>Funds Obligated</u>	<u>Est Projections</u>	<u>Total Est Cost of the Project</u>
Rebuild Ia Infrastructure Fund	0017	0.00				0.00
Technology Reinvestment Fund	0943	111,000.00	110,801.69			110,801.69
Other Funds						0.00
National Guard Tech Upgrades Total		111,000.00	110,801.69	0.00	0.00	110,801.69

2-1-1 Appropriation Final Expenditures and Narrative

Item	Bud Amount	Final Expenditures
Generators	\$ 56,000.00	\$ 73,067.75
Hardware/Phones	\$ 20,000.00	\$ 37,407.36
System Back-up Site	\$ 12,000.00	\$ 8,808.65
Disaster Database	\$ 35,000.00	-
Website Development	\$ 10,000.00	\$ 9,500.00
Taxonomy	\$ 2,000.00	\$ 2,825.00
Storage Area Network (SAN)	\$ 25,000.00	\$ 26,001.00
Separate T-1 Line for SAN	\$ 20,000.00	\$ 20,000.00
Software and License/Support Renewals	\$ 30,000.00	\$ 39,920.57
Disaster Routing System	\$ 25,000.00	\$ 17,469.67
Implementation Costs	\$ 15,000.00	\$ 15,000.00
Total	\$ 250,000.00	\$ 250,000.00

Generators

Three call centers received generators. A generator was purchased for the Quad Cities call center, which houses the main database system for the Iowa 2-1-1 system. A generator was purchased for the ISU Extension call center, which covers the largest geographic area for 2-1-1 in the state. In partnership with other entities, funds were used to cover a portion of the generator for the call center in Cedar Rapids, which received the highest call volume in 2009.

Hardware/Phones

Outdated hardware and phones were updated at specific call centers to provide higher quality and consistent service to 2-1-1 consumers.

System Backup Site

A back up site was established at the 2-1-1 Center in Omaha that serves a large portion of Iowa overnight. Should the main site in the Quad Cities be compromised due to weather or a disaster, the backup site will allow the 2-1-1 system to continue to function and respond to Iowan's needs.

Disaster Database

In reviewing disaster software options, the most efficient option was a software offered by our current system database company. This software was free to add on given that Iowa 2-1-1 already uses the main database system. To be efficient with state funds, the funds in this line item were zeroed out and moved to provide further infrastructure improvements throughout the state system.

Website Development

Based on the feedback from focus groups held throughout the state, the website was improved to provide more consistent and quality information for online users, including providers and consumers.

Taxonomy

This line item includes subscription to a nationally recognized taxonomy system. This system provides for general coding and coding of disaster terms, ensuring quality and consistent information in the 2-1-1 database across the statewide system.

2-1-1 Appropriation Final Expenditures and Narrative

Storage Area Network (SAN)

The purchase of a SAN was to provide data storage for the statewide system. This was a vital infrastructure need to maintain the statewide system.

Separate T-1 Line for SAN

The purchase of a separate T-1 line supports increased call volume and allows stronger access of data between the 2-1-1 centers. This purchase included equipment and a service agreement.

Software and License/Support Renewals

Multi-year service agreements for development and service support will ensure the maintenance and support of the statewide 2-1-1 system.

Disaster Routing System

A disaster phone system was a key infrastructure need to support the effective response of 2-1-1 during a disaster or another time of high call volume. This system is portable and will be available to any 2-1-1 center when the physical building or phone system is unavailable. Upon delivery to the impacted 2-1-1 center, the system will be operational within 24 hours. The system can accommodate digital (T1) or analog connections.

Implementation Costs

The implementation costs purchased the necessary staff time to implement all infrastructure items.

**DEPARTMENT OF
PUBLIC HEALTH**



Mariannette Miller-Meeks, B.S.N., M.Ed., M.D.
Director

Terry E. Branstad
Governor

Kim Reynolds
Lt. Governor

REBUILD IOWA INFRASTRUCTURE FUND (RIIF)

Recipient: Eyerly Ball Community Mental Health Services

Contract #: 588 1 RI01

Contract Period: July, 2010 – June 30, 2011

Contract Amount: \$250,000

Description of Project: To implement a single Electronic Health Records in a county with a population over 350,000. The Legislative Services Agency (LSA) determined this to be Eyerly Ball for Polk County. The Electronic Health Records (linking 13 Eyerly Ball programs), makes the programs more efficient and effective by providing greater continuity of care among the various service providers. The funding is paying for the acquisition of Anasazi Software, software implementation and customization, training and for the hardware necessary to make the system work both in a clinical setting as well as in their outreach programs.

Progress: To date, Eyerly Ball has implemented the Client Date, Scheduling, Billing, Doctor’s Homage, and ePrescribing components in their Clinical Setting. Eyerly Ball began with the Clinical Setting as that immediately impacts the most clients (over 2,000) and also is the “hub” of their services. Clinicians are now resolving their services, after completing the note, and they are staging to billing. This reduces the potential for human error in processing claims. With the Doctor’s Homepage and ePrescribing, medical providers now have a tool, not only to process prescriptions and renewals, but to look at drug interactions and print patient education materials as needed or required.

Total Estimated Cost of the Project: \$455,000, which includes \$250,000 from IDPH contract.

Other Revenue Sources: W.T., Edna M. Dahl’s Trust, Prairie Meadows, and Polk County Health Services.

Amount of Funds Expended: \$400,479

Amount of Funds Obligated: \$250,000

Date of Project Completion: Core implementation and customization completed by 06.30.2011.

Signature

Title

Date



Iowa Department of Public Health
Promoting and Protecting the Health of Iowans

Thomas Newton, MPP, REHS
Director

Chester J. Culver
Governor

Patty Judge
Lt. Governor

CONTRACT #: 5881VS03

PROJECT PERIOD: July 1, 2009 through June 30, 2014

PROJECT TITLE: Prevent Blindness Iowa

CONTRACT PERIOD: July 1, 2010 through June 30, 2011

FUNDING SOURCE OF IDPH:

CONTRACT AMOUNT: \$100,000

FEDERAL:

STATE: \$100,000

FEDERAL TAX ID#: 42-6083207

OTHER:

FEDERAL CATALOG #:

CONTRACTOR:

MATCH REQUIRED: YES NO NA

Iowa Society to Prevent Blindness DBA Prevent
Blindness Iowa
1111 9th Street, Suite 250
Des Moines, IA 50314

CONTRACT ADMINISTRATOR INFORMATION:

IOWA CODE CHAPTER 8F DESIGNATION:

This contract is covered by Iowa Code chapter 8F

NAME/TITLE: Jeanne Burmeister, Executive Director

This contract is NOT covered by Iowa Code chapter 8F

PHONE: 515-244-4341

At the time of execution, this contract is NOT covered by Iowa Code chapter 8F, but if the Contractor executes additional contracts with the Department, the aggregate of which exceed \$ 500,000, the contract may be covered

FAX:

E-MAIL: jburmeister@preventblindnessiowa.org

The Contractor agrees to perform the work and to provide the services described in the Special conditions for the consideration stated herein. The duties, rights and obligations of the parties to this contract shall be governed by the Contract Documents, which include the Special Conditions, General Conditions, Request for Proposal and Application.

The Contractor has reviewed and agrees to the General Conditions effective October 1, 2009 as posted on the Department's Web site under *Grants, Bids and Proposals*: www.idph.state.ia.us or as available by contacting Andrea Hoffman at telephone (515) 281-7044. The contractor specifies no changes have been made to the Special Conditions or General Conditions.

The parties hereto have executed this contract on the day and year last specified below.

For and on behalf of the Department:

For and on behalf of the Contractor:

By: _____

By: _____

Julie McMahon, Director, Division of Health
Promotion and Chronic Disease Prevention

Jeanne Burmeister, Executive Director
Prevent Blindness Iowa

Date 9-9-10

Date 9-7-10

Special Conditions for Contract # 5881VS03

Article I- Identification of Parties:

This contract is entered into by and between the Iowa Department of Public Health (hereinafter referred to as the DEPARTMENT) and the CONTRACTOR, as identified on the contract face sheet.

Article II - Designation of Authorized State Official:

Julie McMahon, Director of the Division of Health Promotion and Chronic Disease Prevention, is the Authorized State Official for this contract. Any changes in the terms, conditions, or amounts specified in this contract must be approved by the Authorized State Official. Negotiations concerning this contract should be referred to Julie McMahon at (515) 281-3104.

Article III - Designation of Contract Administrator and Key Personnel:

Jeanne Burmeister has been designated by the CONTRACTOR to act as the Contract Administrator. This individual is responsible for financial and administrative matters of this contract. Negotiations concerning this contract should be referred to Jeanne Burmeister at (515) 244-4341.

The following individual(s) shall be considered key personnel:

Name	Title
Jeanne Burmeister	Program Administrator
Amy O'Brien	Assistant Director
Judi McGowan	Vision Screening Coordinator
Peg Haag	Finance Manager

Article IV - Statement of Contract Purpose:

To increase statewide vision screening programs to children through volunteers and nurses. The program will specifically target children in child care centers. The program includes training, certification and all necessary vision screening materials. Additional educational materials and information regarding existing community and national vision care resources will also be provided during the vision screening.

Article V - Description of Work and Services:

The CONTRACTOR shall:

- Develop a vision screening training program for school nurses
 - Continue working with the Iowa School Nurse Organization to develop the best method of contacting and working with school nurses to implementing a vision screening program.
 - Complete screening training course materials. Secure a provider for continuing education units.
 - Communicate with school districts across the state the need for a vision screening program in their district.
 - Create a vision screening box with all necessary vision screening supplies for each school that has a nurse that has completed a certified screening training. This box will belong to the school of the nurse that has been certified and stay at the school.
 - Purchase materials needed for the vision screening boxes
 - Schedule school nurse vision screening trainings at central locations across the state of Iowa.

- Hold vision screening trainings to certify school nurses in children’s vision screening techniques.
- Recruit and train additional vision screening projects
 - Collaborate with other organizations to secure interest in vision screening and train volunteers.
 - Work with preschools and child care centers to educate them on the importance of vision screening.
 - Distribute materials throughout the state of Iowa.
- Recruit and train additional vision screening projects
 - Collaborate/partner with other organizations to educate on the importance of vision screening and the certification process.
- Provide follow-up
 - Contact children’s families that are referred to determine result of eye care visit or to encourage them to make an appointment for an eye exam.
 - Promote VSP’s Sight for Students Program and provide gift certificates to qualified families
 - Work with school nurses to effectively provide follow-up to student’s referred
- Distribute educational materials on the importance of vision screening
- Provide a single, standardized method of screening used by all volunteers and school nurses across the state of Iowa.

Article VI – Performance Measure

CRITERIA: Contractor shall submit to the DEPARTMENT a year-end report and evaluation summary of educational vision screening trainings and recruitment activities; including the number of educational vision screening training projects provided, and audiences reached.

Satisfactory completion of the Annual Report is defined as documentation of fulfillment of the components identified in Article V, Description of Work and Services.

MEASURES: Satisfactory completion is defined as a submitted evaluation of the vision screening training projects and recruitment activities; including the number of educational vision screening training projects provided, and audiences reached during the contract period. This evaluation may be included in the Annual Report due no later than August 15, 2011. Satisfactory completion of the Annual Report is defined as documentation of fulfillment of the components identified in Article V, Description of Work and Services. Timely submission is defined as receipt of the Annual Report by the DEPARTMENT no later than August 15, 2011.

PAYMENT: \$200 of the contract amount shall be withheld pending the timely submission of satisfactorily completed evaluation to be included in the Annual Report. The Annual Report must be received no later than August 15, 2011.

Article VII - Reports:

The CONTRACTOR shall prepare and submit the following reports to the DEPARTMENT on templates approved by the DEPARTMENT:

Report	Number	Date Due
Annual Report	1 electronic copy, 1 original copy	August 15, 2011
Expenditure Report	1 original	August 15, 2011

The Annual Report shall be emailed to:

Andrew Connet
aconnet@idph.state.ia.us

The original Annual Report and Expenditure Report shall be signed and mailed to:

Andrew Connet
Bureau of Family Health
Lucas State Office Building
321 E 12th Street
Des Moines, IA 50319-0075

Article VIII - Budget:

Category	Budget
Salary/ Fringe	\$59,670
Other	\$ 25,330
Indirect/ Admin.	\$ 15,000
TOTAL:	\$100,000

Variance in existing budget line amounts is allowed up to a maximum of 10% of the contractual amount on a cumulative basis not to exceed the contractual total. Budget line changes that exceed the maximum 10% on a cumulative basis require written authorization by the DEPARTMENT. Anticipated expenditures against a budget line not approved require a written request for a contract amendment.

The CONTRACTOR shall receive written approval from the DEPARTMENT prior to spending the final three (3) percent of the appropriated state funds awarded.

Article IX - Payments:

1. The DEPARTMENT provides contractual payments on the basis of reimbursement of actual expenses in accordance with Iowa Code 8A.514.
2. The DEPARTMENT will **not** reimburse travel amounts in excess of limits established by Iowa Department of Administrative Services.
 - a. Instate maximum allowable amounts for food are \$8.00/breakfast, \$12.00/lunch and \$23.00/dinner; lodging maximum \$75 plus taxes per night and mileage maximum of \$0.39 per mile.
 - b. Out of state maximum allowable amounts for meals are available upon request. There is no restriction on airfare or lodging but the incurred expenditures are to be reasonable.
3. Final payment may be withheld until all contractually required reports have been received and accepted by the DEPARTMENT. At the end of the contract period, unobligated contract amount funds shall revert to the DEPARTMENT.

Article X – Additional Conditions

1. As a condition of the contract, the CONTRACTOR shall assure linkage with the local board of health in each county where services are provided. The CONTRACTOR will assure that the local board of health has been actively engaged in planning for, and evaluation of, services. It will also maintain effective linkages with the local board of health, including timely and effective communications and ongoing collaboration.
2. All work plan revisions must be approved by the DEPARTMENT prior to implementation. Requests for work plan revisions must be received by the DEPARTMENT on or before May 31, 2011.

DEPARTMENT OF PUBLIC SAFETY

**Iowa Department of Public Safety
Infrastructure Appropriations Status Report
January 15, 2011**

Iowa State Patrol Post 8 Construction

Description:

Chapter 219, Section 1, Subsection 12, paragraph a, 2007 Acts appropriated for FY2008 \$2,400,000 in Rebuild Iowa's Infrastructure Fund for the construction of a new Iowa State Patrol Post 8 (Mason City) as replacement funding for the Tobacco Settlement Trust Funds de-appropriated in Chapter 711, Section 20.2, 2007 Acts. A total of \$238,500 from the Tobacco Settlement Trust Fund appropriation was utilized for the purchase of land at the new location.

Progress of Work Completed:

Major construction on this project has been completed and the Iowa State Patrol moved into the new facility in August 2009. The State Patrol is still working with contractors on punch list items and ICN fiber has yet to be run to the building, among other things.

Total Estimated Cost of Project: \$2,656,300

List of all Revenue Sources to Fund the Project:

State Funds – Rebuild Iowa's Infrastructure Fund
Tobacco Settlement Trust Funds

Amount of Funds Expended: \$2,363,360.57

Amount of Funds Obligated: \$153,043.26

Estimated Completion Date of Project:

This project is completed. Retainage has yet to be paid to contractors.

**Iowa Department of Public Safety
Infrastructure Appropriations Status Report
January 15, 2011**

Regional and State Emergency Response Training Centers

Description:

Funding was provided for planning, design and construction of fire training facilities across the State and was made available through several pieces of legislation, over several years and from two funding sources. The various statutes provided that allocations were to be made to certain regional training facilities in specific amounts

Progress of Work Completed:

Rebuild Iowa's Infrastructure Fund

Chapter 178, 2005 Acts, Section 3, Subsection 11 – Allocations were made as directed by Section 3, Subsection 11, unnumbered paragraphs 1 and 2 to the Dubuque Fire Regional Training Center (\$200,000) and to the Waterloo Fire Regional Training Center (\$300,000) and a report on these expenditures was provided to the General Assembly on or before January 15, 2006. The remaining \$300,000 is still unexpended as of this date and will be used for the architectural/engineering fees and preliminary construction costs associated with the state training center in Ames.

Chapter 1179, 2006 Acts, Section 1, Subsection 11, paragraph b – Monies were distributed in October 2006 to regional training centers as directed in paragraph b, which directed the following distribution:

- Sioux City Fire Department – \$400,000
- Council Bluffs Fire Department – \$500,000
- Dubuque Regional Fireman's Association – \$150,000
- Waterloo Regional Hazardous Materials Training Center – \$150,000
- Eastern Iowa Community College – \$400,000
- Iowa Lakes Community College – \$400,000
- Regional emergency response training centers comprised of two merged areas
 - Council Bluffs Fire Department – \$150,000
 - Southeastern Community College – \$150,000

Chapter 219, 2007 Acts, Section 1, Subsection 12, paragraph b – \$2,000,000 in funding made available for the planning, design and construction of a state training facility has not been expended as yet. The Department of Public Safety entered into an agreement in December 2007 with RDG Planning and Design of Des Moines. RDG is working with the Fire Service Training Bureau on conceptual plans for the renovation and expansion of the Bureau's current facility on the Iowa State University campus in Ames. Initial conceptual drawings have been completed, along with a conceptual land use plan. An initial meeting was held with the University architect and other staff members to discuss the plan.

The anticipated completion date of this project is unknown given the delays that have occurred over the past few years.

Chapter 219, 2007 Acts, Section 1, Subsection 12, paragraph c – Allocations were made to various merged area community colleges in October 2007. The statute specified three allocations to be made as follows:

- Eastern Iowa Community College – \$100,000
- Iowa Valley – \$100,000
- Northwest Iowa Community College – \$100,000

The remainder of the funding was allocated on a competitive basis to the following recipients:

- Waterloo Fire Department – \$100,000
- City of Council Bluffs – \$111,302.13
- Dubuque County Firefighters – \$109,582.96
- Sioux City Fire Department – \$111,302.13
- Iowa Central Community College – \$111,302.13
- North Iowa Community College – \$111,302.13
- Southeastern Community College – \$111,302.13
- Iowa Lakes Community College – \$111,302.13
- Eastern Iowa Community College – \$111,302.13
- Unallocated – \$111,302.13

Funds allocated from all sources to the Community Colleges have been expended as follows;

Merged Area	Lead Agency/Partners ----- Progress/Status Report	Funds Allocated ----- Funds spent to date
I	Northeast Iowa Community College Partner: Dubuque County Firemen’s Association ----- The following has been completed: <ul style="list-style-type: none"> • Training center (burn building, indoor/outdoor evolutions lab and classroom facility) completed. Training center is operational. The following is in progress: <ul style="list-style-type: none"> • Development of exterior props – dumpster fire prop, trench rescue prop, vehicle fire prop, and firearms training simulator. • Requesting \$60,000 to complete this part of project. 	\$150,000 (FY 07) \$109,582.96 (FY 08) ----- All funds allocated have been spent.

II	<p>North Iowa Area Community College Partner: Mason City Fire Department</p> <p>-----</p> <p>The following has been completed:</p> <ul style="list-style-type: none"> • Land had been acquired, now looking for new land (land previously acquired has been determined to be wetlands). Searching for new land for training center. • Planning process still underway. <p>The following is in progress:</p> <ul style="list-style-type: none"> • The planning committee has not moved past the planning process. They have determined that they have sufficient funds to construct the burn building, but not enough to complete site work and utility costs (water supply system, etc.). They are also setting up a fund-raising project to help with funding. • Estimating \$1 Million needed to complete this project. 	<p>\$400,000 (FY 07) \$111,302.13 (FY 08)</p> <p>-----</p> <p>Approx. \$1,500.00 spent on architectural fees.</p>
III, IV	<p>Iowa Lakes Community College</p> <p>-----</p> <p>The following has been completed:</p> <ul style="list-style-type: none"> • Burn building completed and operational. <p>The following is in progress:</p> <ul style="list-style-type: none"> • Skills building in planning phase. • Will still need fire-related props (roof vent prop, propane prop, forcible entry prop, agricultural rescue prop, railroad prop, related equipment). • Estimated cost for completing this project is \$300,000 to \$400,000. <p>-----</p> <p>In FY 08, Northwest Iowa Community College was merged with Area III. The College received funding to purchase a Fire Skills Trailer. This has been completed, with \$1,820.77 remaining in account.</p>	<p>\$400,000 (FY 07) \$111,302.13 (FY 08)</p> <p>-----</p> <p>Most funds allocated for this project have been spent (approximately \$50,000 remains).</p> <p>-----</p> <p>\$100,000 (FY 08) All funds spent except for \$1,820.77.</p>
V	<p>Iowa Central Community College</p> <p>-----</p>	<p>\$400,000 (FY 07) \$111,302.13 (FY 08)</p> <p>-----</p>

	<p>The following has been completed:</p> <ul style="list-style-type: none"> • The burn building has been purchased, and is being constructed on site near College. <p>The following is in progress:</p> <ul style="list-style-type: none"> • Planning for security fencing, water/sewer lines, recovery tank, and additional site work. • Planning for various props (vehicle fire prop, dumpster fire prop, pan fire prop). • Planning for construction of firearms range, pole building, skills building. • Planning for conversion of building from class A products to propane. • Estimated cost to complete this project is \$700,000 to \$997,000. 	All funds allocated have been spent.
VII	<p>Hawkeye Community College Partner: Waterloo Regional Hazardous Materials Center</p> <p>-----</p> <p>The following has been completed:</p> <ul style="list-style-type: none"> • Burn building has been constructed, and tested – classes have been taught using this building. • Burn pads have been constructed. • Electrical work completed (lighting). • Separator (collection of waste from training grounds – environmental issue) has been constructed. • Training center is operational. <p>The following is in progress:</p> <ul style="list-style-type: none"> • Resolving issues with separator. • Planning for Pump Building and Hydrant System. 	<p>\$150,000 (FY 07) \$100,000 (FY 08)</p> <p>-----</p> <p>Most funds allocated for this project have been spent (approximately \$14,000 remains).</p>
IX	<p>Eastern Iowa Community College Partner:</p> <p>-----</p>	<p>\$400,000 (FY 07) \$211,302.13 (FY 08)</p> <p>-----</p>

	<p>Davenport Fire Department The following has been completed:</p> <ul style="list-style-type: none"> • Land has been acquired – old water park (purchased by College Foundation – must still be purchased from Foundation by College when funds are available). • Funds committed by Davenport FD (\$700,000 towards facility, \$40,000 towards engineering). • Bids have been requested for burn building. • Planning for skills building, and various exterior props. • Construction of phase 1 of OSHA compliant training prop. <p>The following is in progress:</p> <ul style="list-style-type: none"> • Continuation of construction. <p>Estimated funding needed to complete project is \$450,000.</p>	<p>To date, \$100,000 has been spent on project (all other funds remain uncommitted).</p>
X	<p>Kirkwood Community College Partners: Coralville Fire Department and Iowa City Fire Department</p> <p>-----</p> <p>The following has been completed:</p> <ul style="list-style-type: none"> • Drill tower construction. • Flammable gas field in place, other props in place, pump drafting pit in place • Finishing paving at site. • Training center is operational. <p>The following is being requested:</p> <ul style="list-style-type: none"> • \$250,000 towards Iowa City FD (upgrading of current training center). • \$450,000 towards the Kirkwood CC center (upgrading of current training center). 	<p>\$400,000 (FY 07 - allocated to Coralville Fire Department)</p> <p>-----</p> <p>Approximately \$330,000 has been spent to date (approximately \$26,000 remain to finish paving).</p>

<p>XI, VI</p>	<p>Des Moines Area Community College</p> <p>-----</p> <p>The following has been completed:</p> <ul style="list-style-type: none"> • Hired engineering/design firm • Land already owned by College • Planning has been completed <p>Since the initial year, Des Moines Area Community College has pulled out of this program.</p> <p>The ability to expend the funding for facilities located other than on the DMACC campus will require an amendment to the language contain in Chapter 1179, 2006 Acts, Section 16, Subsection 9.</p> <p>-----</p> <p>In FY 08, Iowa Valley Community College District was merged with Area XI (they are now considered region VI). The College received initial funding of \$100,000 to provide for fire props at Iowa Falls FD training center.</p> <p>The following has been completed:</p> <ul style="list-style-type: none"> • Purchased a tank car (prop). • Planning for various props at this center. <p>The following is in progress:</p> <ul style="list-style-type: none"> • Site work to begin in September (to locate rail tank car, grain bin/confined space, over the road tank car). Site work will also include concrete pads rails, etc. • Estimated funding needed to complete project is \$400,000. <p>They have also applied for FEMA grant to construct observation capabilities for rescue operations.</p>	<p>\$400,000 (FY 07)</p> <p>-----</p> <p>\$45,941.92 was spent on planning and design.</p> <p>\$354,058.08 was returned to DPS in December 2007.</p> <p>-----</p> <p>\$100,000 (FY 08).</p> <p>-----</p> <p>\$6,000 has been spent to date.</p>
<p>XII</p>	<p>Western Iowa Tech Community College Partner: Sioux City Fire Department</p>	<p>\$400,000 (FY 07) \$111,302.13 (FY 08) (allocated to Sioux City Fire Department)</p>

	<p>-----</p> <p>The following has been completed:</p> <ul style="list-style-type: none"> • Burn building with concrete work. <p>The following is in progress:</p> <ul style="list-style-type: none"> • Development of water supply (hydrant system). • Bringing utilities to site. • Negotiating to purchase a mobile classroom (used from local school district) for site. • Exploring cost of natural gas or propane gas burn room. 	<p>-----</p> <p>All funds allocated have been spent or committed.</p>
<p>XIII, XIV</p>	<p>Iowa Western Community College Partners: Southwestern Community College and Council Bluffs Fire Department</p> <p>-----</p> <p>The following has been completed (at the Cbfd site):</p> <ul style="list-style-type: none"> • Demolition of old site completed. • Construction of burn building completed. • Some site work completed (such as grading, drainage, detention work) • Natural gas training area completed • Additional funding (\$974,000) from City of Council Bluffs. <p>The following is in progress (at the Cbfd site):</p> <ul style="list-style-type: none"> • Bidding accepted, with construction of rescue platform to start. • Additional site work (landscaping, signage, fencing, lighting, paving, etc.). • Estimated funding needed to complete project is \$143,000. <p>The following has been completed (at the SWCC – Creston site):</p> <ul style="list-style-type: none"> • Planning has been started. <p>The following is in progress (at SWCC – Creston</p>	<p>\$500,000 (FY 07 - allocated to Council Bluffs Fire Department) \$150,000 (FY 07) \$111,302.13 (FY 08)</p> <p>-----</p> <p>All funds allocated for the Cbfd portion have been spent or committed.</p> <p>-----</p> <p>Funding in the SWCC – Creston portion (\$37,100.71) remains uncommitted.</p>

	site): <ul style="list-style-type: none"> • \$37,100.71 (their portion of funds) remains uncommitted. • Involved in planning phase, fund raising phase. • Estimated funding needed to complete project is \$462,900. 	
XV, XVI	Southeastern Iowa Community College Partners: Indian Hills Community College and Fort Madison Fire Department ----- The following has been completed: <ul style="list-style-type: none"> • Two separate site locations have been determined – one in Ft. Madison (skills center), the other in Ottumwa (live fire center). • Land acquired in Ottumwa (IHCC airport campus). • Working on land transfer (FMFD site) with City of Ft. Madison. • Planning has been completed for both centers (including presentations from various vendors of fire structures) The following is in progress: <ul style="list-style-type: none"> • FMFD site is waiting for construction to start on skills center. • Estimated funding needed to complete both portions of this project is \$500,000 to \$1,000,000. 	\$400,000 (FY 07) \$150,000 (FY 07) \$111,302.13 (FY 08) ----- No allocated funds have been spent to date (in kind work has been funded by SECC and City of Ft. Madison).

Endowment for Iowa's Health – Restricted Capitals Fund

Chapter 1179, 2006 Acts, Section 16, Subsection 9 – Funds appropriated in this Section were distributed in October 2006 to the regional training centers as directed in unnumbered paragraph 2, which directed the following distribution:

- North Iowa Community College – \$400,000
- Southeastern Iowa Community College – \$400,000
- Des Moines Area Community College – \$400,000 **
- City of Coralville Fire Department – \$400,000
- Iowa Central Community College – \$400,000

** \$354,058.08 of the allocation to DMACC was returned by the Community College in December 2007 and remains unobligated. Ability to expend the funding for facilities in a location other than on the DMACC campus will require an amendment to the language contained in Chapter 1179, 2006 Acts, Section 16, Subsection 9.

Total Estimated Cost of Project:

State Training Facility – \$14,000,000
Regional Training Centers – Unknown at this time

List of all Revenue Sources to Fund the Project:

Rebuild Iowa's Infrastructure Fund

- \$150,000 – Chapter 1175, 2004 Acts, Section 288, Subsection 13, paragraph e
- \$800,000 – Chapter 179, 2005 Acts, Section 3, Subsection 11
- \$2,300,000 – Chapter 1179, 2006 Acts, Section 1, Subsection 11, paragraph b
- \$2,000,000 – Chapter 219, 2007 Acts, Section 1, Subsection 12, paragraph b
- \$1,400,000 – Chapter 219, 2007 Acts, Section 1, Subsection 12, paragraph c

Endowment for Iowa's Health – Restricted Capitals Fund

- \$2,000,000 – Chapter 1179, 2006 Acts, Section 16, Subsection 9

Amount of Funds Expended: \$5,809,632.44

Amount of Funds Obligated: \$2,111,302.13

\$334,506.89 reverted to the Iowa Infrastructure Account at the close of fiscal year 2010.

\$354,058.08 reverted to the Restricted Capitals Fund at the close of fiscal year 2010.

Estimated Completion Date of Project:

State Training Center Estimated Completion – Unknown

Regional Training Centers Estimated Completion – Unknown

**Iowa Department of Public Safety
Infrastructure Appropriations Status Report
January 15, 2011**

Revolving Loan Fund Program

Description:

Funds were appropriated over three years for the creation of a revolving loan fund program in the State Fire Marshal's Office to assist local volunteer fire departments by providing interest-free loans for the acquisition of expensive emergency response equipment. Because the revolving loan fund program has been in existence for several years repayments have been lent to new jurisdictions along with the initial \$1,500,000 appropriated over three years. To date a total 25 local fire departments have received loans from the fund ranging from \$10,000 up to \$150,000.

Progress of Work Completed:

Program is ongoing. To date nearly \$2.3 million has been lent interest-free to local fire departments to assist with the purchase of equipment.

Total Estimated Cost of Project:

\$1,500,000 investment in the revolving loan program.

List of all Revenue Sources to Fund the Project:

Rebuild Iowa Infrastructure Fund

\$500,000 – Chapter 177, 2003 Acts, Section 11, Subsection 3

\$500,000 – Chapter 1175, 2004 Acts, Section 288, Subsection 13, paragraph f

\$500,000 – Chapter 178, 2005 Acts, Section 3, Subsection 11

Amount of Funds Expended:

\$1,500,000

Amount of Funds Obligated:

The current balance in the fund is \$194,033 against which \$1,902,490 in applications for loans to 20 jurisdictions have been made.

Estimated Completion Date of Project:

N/A – Ongoing

**Iowa Department of Public Safety
Infrastructure Appropriations Status Report
January 15, 2011**

Lease Purchase of Automated Fingerprint Identification System

Description:

There have been five appropriations for application toward the purchase of the new Automated Fingerprint Identification System (AFIS). AFIS houses the fingerprints, palm prints and mug shot photographs. The Division of Criminal Investigation, which maintains the system, was using technology no longer supported by the vendor. The upgraded equipment included the capability to place remote livescan and latent stations at local police departments and sheriff's offices across the state. The total cost of the upgraded system was in excess of \$4.2 million. Of this amount \$1.9 million was funded through federal grant sources.

Progress of Work Completed:

The equipment has been purchased, installed and delivered. Funding from the first three appropriations was applied against the purchase of the new AFIS in the spring of 2007 when the financing was arranged by the State Treasurer's Office, thus reducing the level of financing needed.

Total Estimated Cost of Project:

\$4,530,000 (inclusive of grant funding and finance charges)

List of all Revenue Sources to Fund the Project:

Rebuild Iowa's Infrastructure Fund – \$1,650,000

\$550,000 – Chapter 1175, 2004 Acts, Section 288, Subsection 13, paragraph c

\$550,000 – Chapter 178, 2005 Acts, Section 3, Subsection 11, paragraph a

\$550,000 – Chapter 1179, 2006 Acts, Section 21, Subsection 10, paragraph a

Technology Reinvestment Fund - \$1,470,000

\$560,000 – Chapter 219, 2007 Acts, Section 14, Subsection 9, paragraph a

\$560,000 – SF2432, Section 15, Subsection 7

\$350,000 – HF822, Section 10, Subsection 9

Interest Earned on Account

\$15,719.74

Amount of Funds Expended: \$3,134,735.59 – State

\$1,900,000.00 – Federal

Amount of Funds Obligated: \$0.

Estimated Completion Date of Project:

The final payment against the lease purchase was made July 1, 2009 and the remaining balance of \$984.15 reverted to the Training & Technology Reinvestment Fund at the close of fiscal year 2010.

**Iowa Department of Public Safety
Infrastructure Appropriations Status Report
January 15, 2011**

Technology Reinvestment Fund

Description:

ISP In-car Computer Replacement

Funds were appropriated from the Technology Reinvestment Fund during the 2007 Session totaling \$1,900,000. Of the total, \$1.5 million was allocated for the completion of the purchase of in-car computers for the Iowa State Patrol and \$400,000 for the purchase of evidence management software for the Crime Lab.

Progress of Work Completed:

The deployment of in-car computers to all State Patrol vehicles has been completed and air cards are providing real-time access to information.

Total Estimated Cost of Project: \$2,843,000

List of all Revenue Sources to Fund the Project:

Technology Reinvestment Funds –

\$1,900,000 – Chapter 219, 2007 Acts, Section 14, Subsection 9, paragraph b

Amount of Funds Expended:

As of the close of fiscal year 2010 the following had been expended:

- \$1,500,000 had been expended for the purchase of in-car computers, the associated software and service.
- \$398,128.37 had been expended for the purchase and installation of the Crime Lab's evidence management software program.

Amount of Funds Obligated: \$0.

Estimated Completion Date of Project:

June 30, 2010 The remaining balance of \$1,871.63 reverted to the Technology Reinvestment Fund at the close of fiscal year 2010.



BOARD OF REGENTS



**Governing Iowa's public
universities and special schools**

University of Iowa
Iowa State University
University of Northern Iowa
Iowa School for the Deaf
Iowa Braille and Sight Saving School
Lakeside Lab Regents Resource Center
Quad-Cities Graduate Center
Southwest Iowa Regents Resource Center
Tri-State Graduate Center



**BOARD OF
REGENTS**
STATE OF IOWA

David W. Miles, President, *West Des Moines*
Jack B. Evans, Pro Tem, *Cedar Rapids*
Bonnie J. Campbell, *Des Moines*
Robert N. Downer, *Iowa City*
Michael G. Gartner, *Des Moines*
Ruth R. Harkin, *Cumming*
Greta A. Johnson, *Le Mars*
Craig A. Lang, *Brooklyn*
Rose A. Vasquez, *Des Moines*

Robert Donley, *Executive Director*

January 14, 2011

Joel Lunde
Department of Management
State Capitol

Marcia Tannian
Legislative Services Agency
State Capitol

Re: Infrastructure Appropriations Annual Report

Dear Mr. Lunde and Ms. Tannian:

As required by the following Iowa Acts, attached is the report which lists the status of all capital projects completed or in progress at the Regent institutions (as of December 15, 2010) which received FY 2007, FY 2008, FY 2009, FY 2010, and FY 2011 appropriations.

2006 Legislative Acts, Chapter 1179 (HF 2782)
2007 Legislative Acts, Chapter 219 (HF 911)
2008 Legislative Acts Chapter 1179 (SF 2432)
2009 Legislative Acts Chapters 170, 184, 173, 174 (HF 414, HF 822, SF 376, SF 477)
2010 Legislative Acts Chapter 219 (SF 2389)

The tables on the next five pages list each appropriation and identify the corresponding excel attachment and worksheet.

If you have any questions or need more information, please don't hesitate to contact this office.

Sincerely,

Robert Donley

H:\BF\Legislative\2011 Session\capitalexpenditurereport\LSA_HF2782HF911SF2432HF822_011510.doc
Attachments (6)
cc: Legislative Liaisons
Legislative Log

Rebuild Iowa Infrastructure Fund		
(HF 2782, §33)		
Tuition Replacement	\$ 10,329,981	Debt service, not a capital project.
Battelle Funds - Economic Development	8,200,000	completed
Battelle Funds	1,800,000	completed
Battelle Funds - Endowments and Salaries	5,000,000	completed
Iowa State University - Protein Processing Plant	1,000,000	completed
University of Iowa - Hygienic Lab FY 2007	8,350,000	Part of SUI spreadsheet.
University of Iowa - Hygienic Lab FY 2008	15,650,000	Part of SUI spreadsheet.
University of Iowa - Hygienic Lab FY 2009	12,000,000	Part of SUI spreadsheet.
Iowa State University - Vet Lab	2,000,000	completed
Renovation and Repair - \$6,200,000 total		
University of Iowa	2,557,500	completed
Iowa State University	2,480,000	completed
University of Northern Iowa	1,162,500	completed
University of Northern Iowa - Playground Safety	500,000	completed
Vertical Infrastructure Fund		
(HF 2782, §35)		
Battelle Funds - Economic Development	5,000,000	completed
Endowment for Iowa Health Account Restricted Capitals		
Fund of the Tobacco Settlement Trust Fund		
(HF 2782, §19)		
University of Iowa - College of Public Health	2,000,000	Part of SUI spreadsheet.
Iowa State University - Chemistry Building	5,000,000	completed
University of Northern Iowa - Upgrades to Electrical Distribution System	3,000,000	completed
LEGISLATIVE CROSS REFERENCES		
Environment First Fund (HF 2782, §34)		
Restricted Capitals Fund of the Tobacco Settlement Trust Fund		
(HF 2782, §38)		
Technology Reinvestment Fund		
(HF 2782, §23)		

**Appropriations for FY 2008, FY 2009, FY 2010 - HF 911
Summary**

**Rebuild Iowa Infrastructure Fund
(HF 911, §1(14))**

Tuition Replacement FY 2008	\$10,329,981	Debt service, not a capital project	
University of Iowa - Iowa Institute for Biomedical Discovery FY 2008	<u>10,000,000</u>	Part of SUI spreadsheet.	amended by 2009 Acts - HF 414
University of Iowa - Iowa Institute for Biomedical Discovery FY 2008	9,450,000	Part of SUI spreadsheet.	amended by 2009 Acts - HF 414
University of Iowa - Iowa Institute for Biomedical Discovery FY 2009	<u>10,000,000</u>	Part of SUI spreadsheet.	amended by 2009 Acts - HF 414
University of Iowa - Iowa Institute for Biomedical Discovery FY 2010	<u>10,000,000</u>	Part of SUI spreadsheet.	amended by 2009 Acts - HF 822
University of Iowa - Iowa Institute for Biomedical Discovery FY 2011	<u>10,000,000</u>	Part of SUI spreadsheet.	amended by 2009 Acts - HF 822
		changed funding source to RBCIIF as	amended by 2010 Acts - SF 2389
Iowa State University - Renewable Fuels Building 2008	5,647,000	Part of ISU spreadsheet.	
Iowa State University - Renewable Fuels Building 2009	<u>14,766,000</u>	Part of ISU spreadsheet.	amended by 2009 Acts - HF 414
Iowa State University - Renewable Fuels Building 2009	<u>3,479,000</u>	Part of ISU spreadsheet.	amended by 2009 Acts - HF 414
Iowa State University - Renewable Fuels Building 2010	11,597,000	Part of ISU spreadsheet.	

**Vertical Infrastructure Fund
(HF 911, §9)**

Iowa State University - Vet Lab FY 2008	600,000	completed	
Regents Deferred Maintenance - Iowa School for the Deaf FY 2008	500,000	completed	
Regents Deferred Maintenance - Iowa Braille and Sight Saving School FY 2008	500,000	Part of IBSSS spreadsheet.	

**Endowment for Iowa Health Account Restricted Capitals
Fund of the Tobacco Settlement Trust Fund
(HF 911, §11)**

University of Iowa - Iowa Institute for Biomedical Discovery FY 2009	<u>10,550,000</u>	Part of SUI spreadsheet.	amended by 2009 Acts - HF 414
Iowa State University - Renewable Fuels Building FY 2009	<u>11,277,000</u>	Part of ISU spreadsheet.	amended by 2009 Acts - HF 414

**Technology Reinvestment Fund
(HF 911, §14)**

University of Northern Iowa - MyEntrenet FY 2008	235,000	completed	
Tn-State Graduate Center FY 2008	5,000	completed	

**Revenue Bonds Capitals II Fund
SF 2389 (2010 General Assembly), Division IV §4(7)**

University of Iowa - Iowa Institute for Biomedical Discovery FY 2011	<u>10,000,000</u>	Part of SUI spreadsheet.	amended by 2010 Acts - SF 2389
--	-------------------	--------------------------	--------------------------------

**Appropriations for FY2009 and FY 2010 - SF 2432
Summary**

**Rebuild Iowa Infrastructure Fund
SF 2432, Division I, §1(12) and §4**

Tuition Replacement FY 2009	\$24,305,412	Debt service, not a capital project	
Tuition Replacement FY 2010	24,305,412	Debt service, not a capital project	
Iowa State University - Vet Lab Phase II FY 2009	1,800,000	Part of ISU spreadsheet	
Iowa State University - Vet Lab Phase II FY 2009	<u>10,000,000</u>	Part of ISU spreadsheet.	amended by 2009 Acts - SF 376
Iowa State University - Midwest Grape and Wine Industry Institute FY 2009	50,000	completed	

**FY 2009 Tax-Exempt Bond Proceeds Restricted Capital Funds Account
SF 2432, Division V, §18(6)**

Iowa Public Radio FY 2009	<u>2,000,000</u>	Part of Iowa Public Radio spreadsheet.	amended by 2009 Acts - SF 376
Iowa Public Radio FY 2009	<u>1,900,000</u>	Part of Iowa Public Radio spreadsheet.	amended by 2009 Acts - SF 376

Appropriations for FY 2010 and FY 2011 - HF 822, HF 414, SF 376, and SF 477

Summary

**Rebuild Iowa Infrastructure Fund
(HF 822, §1(10), §2(4), §17)**

University of Iowa - Iowa Flood Center FY 2010	1,300,000	Part of SUI spreadsheet.
Iowa State University - Vet Lab Phase II FY 2010 Amended by 2010 Iowa Acts (SF 2389)	<u>13,000,000</u>	Part of ISU spreadsheet.

Amends 2007 Iowa Acts (HF 911)		
University of Iowa - Iowa Institute for Biomedical Discovery FY 2010	<u>10,000,000</u>	Part of SUI spreadsheet.
University of Iowa - Iowa Institute for Biomedical Discovery FY 2011 Amended by 2010 Iowa Acts (SF 2389)	<u>10,000,000</u>	Part of SUI spreadsheet.

**Appropriation Bonds Capital Fund
(SF 376, §13(3))**

Iowa State University - Iowa Energy Center FY 2010 Amends 2008 Iowa Acts (SF 2432)	5,000,000	Part of ISU spreadsheet.
Iowa Public Radio FY 2009	<u>2,000,000</u>	Part of IPR spreadsheet
Iowa Public Radio FY 2009	<u>1,900,000</u>	Part of IPR spreadsheet
Iowa State University - Veterinary Medical Facilities Phase II FY 2009	<u>10,000,000</u>	Part of ISU spreadsheet.

**Appropriation Bonds Capital Fund
(SF 477, §6)**

Amended by 2010 Iowa Acts (SF 2389)		
Iowa State University - Iowa Energy Center FY 2011	<u>5,000,000</u>	Part of ISU spreadsheet.

HF 414

Amends 2007 Iowa Acts, chapter 219 or HF 911)

Rebuild Iowa Infrastructure Fund (§19)

University of Iowa - Iowa Institute for Biomedical Discovery FY 2008	<u>10,000,000</u>	Part of SUI spreadsheet.
University of Iowa - Iowa Institute for Biomedical Discovery FY 2008	<u>9,450,000</u>	Part of SUI spreadsheet.
University of Iowa - Iowa Institute for Biomedical Discovery FY 2009	<u>10,000,000</u>	Part of SUI spreadsheet.
Iowa State University - Renewable Fuels Building FY 2009	<u>14,756,000</u>	Part of ISU spreadsheet.
Iowa State University - Renewable Fuels Building FY 2009	3,479,000	Part of ISU spreadsheet.

Endowment for Iowa Health Account Restricted Capitals

Fund of the Tobacco Settlement Trust Fund (§25)

University of Iowa - Iowa Institute for Biomedical Discovery FY 2009	<u>10,550,000</u>	Part of SUI spreadsheet.
Iowa State University - Renewable Fuels Building FY 2009	<u>11,277,000</u>	Part of ISU spreadsheet.

**Appropriations for FY2011 - SF 2389
Summary**

Rebuild Iowa Infrastructure Fund		
SF 2389, Division I §1(11) and §4		
Tuition Replacement FY 2011	24,305,412	Debt service, not a capital project
University of Iowa - Iowa Flood Center	1,300,000	Part of SUI spreadsheet.
Iowa State University - Blank Park Zoo with College of Vet Medicine	400,000	Part of ISU spreadsheet.
Technology Reinvestment Fund		
SF 2389, Division II §4(7)		
Iowa State University - Veterinary Medical Facilities Phase II	13,000,000	Part of ISU spreadsheet.
Revenue Bonds Capitals II Fund		
SF 2389, Division IV §4(7)		
University of Iowa - Iowa Institute of Biomedical Discovery FY 2011	<u>10,000,000</u>	Part of SUI spreadsheet.
Iowa State University - Iowa Energy Center	5,000,000	Part of ISU spreadsheet.
Amends 2007 Iowa Acts (HF 911) as Amended by 2009 Acts (HF 414)		
University of Iowa - Iowa Institute for Biomedical Discovery FY 2011	<u>10,000,000</u>	Part of SUI spreadsheet.

Appropriations for FY 2007, FY 2008, and FY 2009 - HF 2782
Summary

**Rebuild Iowa Infrastructure Fund
(HF 2782, §33)**

Tuition Replacement	\$ 10,329,981	Debt service, not a capital project.
Battelle Funds - Economic Development	8,200,000	completed
Battelle Funds	1,800,000	completed
Battelle Funds - Endowments and Salaries	5,000,000	completed
Iowa State University - Protein Processing Plant	1,000,000	completed
University of Iowa - Hygienic Lab FY 2007	8,350,000	Part of SUI spreadsheet.
University of Iowa - Hygienic Lab FY 2008	15,650,000	Part of SUI spreadsheet.
University of Iowa - Hygienic Lab FY 2009	12,000,000	Part of SUI spreadsheet.
Iowa State University - Vet Lab	2,000,000	completed
Renovation and Repair - \$6,200,000 total		
University of Iowa	2,557,500	completed
Iowa State University	2,480,000	completed
University of Northern Iowa	1,162,500	completed
University of Northern Iowa - Playground Safety	500,000	completed

**Vertical Infrastructure Fund
(HF 2782, §35)**

Battelle Funds - Economic Development	5,000,000	completed
---------------------------------------	-----------	-----------

**Endowment for Iowa Health Account Restricted Capitals
Fund of the Tobacco Settlement Trust Fund
(HF 2782, §19)**

University of Iowa - College of Public Health	2,000,000	Part of SUI spreadsheet.
Iowa State University - Chemistry Building	5,000,000	completed
University of Northern Iowa - Upgrades to Electrical Distribution System	3,000,000	completed

**LEGISLATIVE CROSS REFERENCES
Environment First Fund (HF 2782, §34)**

**Restricted Capitals Fund of the Tobacco Settlement Trust Fund
(HF 2782, §38)**

**Technology Reinvestment Fund
(HF 2782, §23)**

University of Iowa - as of December 15, 2010

	<u>FY 2007 Appropriation</u>	<u>FY 2008 Appropriation</u>	<u>FY 2009 Appropriation</u>
Hygienic Lab	\$8,350,000	\$15,650,000	\$12,000,000
Renovation and Repair Needs (allocation to University of Iowa) - completed	\$2,557,500		
College of Public Health	\$2,000,000		

Description of Project	Progress of Work Completed	Total Estimated Cost of Project	Revenue Sources for Funding Project		State Funds Obligated, but not expended as of 12/15/2010 (signed contracts or agreements)	State Funds Expended as of 12/15/2010 by category		Estimated Completion Date of Project
			Revenue Sources for Funding Project	Revenue Amounts		Expenditure Category	Expenditure Amounts	
Hygienic Lab This project will construct a new facility located on the Oakdale campus at the corner of Oakdale Blvd and Hwy 965. The project will house all of the existing UHL from Oakdale Hall plus add a couple new areas currently not located in Oakdale Hall.	In Construction Closeout	\$37,750,000	FY 2007 State Appropriations (RIIF)	\$8,350,000	\$1,391,009 Construction contract was awarded in January 2008	Planning and Supervision (including professional fees)		closeout
			FY 2008 State Appropriations (RIIF)	\$15,650,000		Construction		
			FY 2009 State Appropriations (RIIF)	\$12,000,000		Moveable Equipment and Furnishings		
			Federal Grant	\$1,400,000		Other (please specify)		
			Hygienic Lab Income	\$350,000		Total	\$34,608,991	
College of Public Health The building would consist of two wings with a total of five levels each (one underground level and four levels above grade). Four of the College's academic departments (Health Management and Policy, Community/Behavioral Health, Epidemiology, and Biostatistics) would occupy the facility upon its completion.	In Construction	\$47,700,000	FY 2007 State Appropriations (RCF)	\$2,000,000		Planning and Supervision (including professional fees)		Fall 2011
			Federal Grants	\$3,000,000		Construction		
			Gifts	\$3,000,000		Moveable Equipment and Furnishings		
			Academic Building Revenue Bonds	\$18,700,000		Other (please specify)		
			Iowa Facilities Corporation Bonds	\$19,000,000		Total	\$2,000,000	
			Utility System Revenue/Treasurer's Temporary Investments	\$2,000,000				

Iowa State University - as of December 15, 2010

	FY 2007 Appropriation	
Veterinary Lab	\$ 2,000,000	completed
Protein Processing Plant	\$ 1,000,000	completed
Renovation and Repair Needs (allocation to Iowa State University)	\$ 2,480,000	completed
Chemistry Building	\$ 5,000,000	completed

Description of Project	Progress of Work Completed	Total Estimated Cost of Project	Revenue Sources for Funding Project	Revenue Amounts	State Funds Obligated, but not expended as of 12/15/2010 (signed contracts or agreements)	State Funds Expended as of 12/15/2010 by category		Estimated Completion Date of Project
							Expenditure Amounts	
Veterinary Lab 1) Construction of a Biosafety Level 3 laboratory at the Vet Diagnostic Lab	completed	\$2,527,900	FY 2007 State Appropriations (RIIF) University Funds Iowa State Research Foundaton IDED - Iowa Values Fund US Health & Human Svc	\$1,000,000 \$114,326 \$654,234 \$100,000 \$659,340		Planning and Supervision (including professional fees) Construction Moveable Equipment and Furnishings Other (please specify) Total	\$1,000,000	completed
2) Improvements/equipment These funds have been allocated to support the development of a biosecurity level 3 laboratory (BSL3) to be used for research and diagnostic purposes and to renovate VDL laboratory space and update equipment to provide comprehensive diagnostic services and expand disease surveillance programs.	completed	\$1,000,000	FY 2007 State Appropriations (RIIF)	\$1,000,000		Planning and Supervision (including professional fees) Construction Moveable Equipment and Furnishings Other (please specify) Total	\$1,000,000	completed
Chemistry Building The project would provide additional, new space to meet the needs of the Department of Chemistry; the facilities would supplement space in Gilman Hall.	completed All state funds expended	\$78,107,090	FY 2007 State Appropriations (RCF) FY 2008 Academic Building Revenue Bonds. Private Funds Utilities	\$5,000,000 \$53,900,000 \$15,600,000 \$3,607,090		Planning and Supervision (including professional fees) Construction Moveable Equipment and Furnishings Other (please specify) Total	\$5,000,000	completed

Appropriations for FY 2008, FY 2009, FY 2010 - HF 911
Summary

Rebuild Iowa Infrastructure Fund
(HF 911, §1(14))

Tuition Replacement FY 2008	\$10,329,981	Debt service, not a capital project	
University of Iowa - Iowa Institute for Biomedical Discovery FY 2008	<u>10,000,000</u>	Part of SUI spreadsheet.	amended by 2009 Acts - HF 414
University of Iowa - Iowa Institute for Biomedical Discovery FY 2008	<u>9,450,000</u>	Part of SUI spreadsheet.	amended by 2009 Acts - HF 414
University of Iowa - Iowa Institute for Biomedical Discovery FY 2009	<u>10,000,000</u>	Part of SUI spreadsheet.	amended by 2009 Acts - HF 414
University of Iowa - Iowa Institute for Biomedical Discovery FY 2010	<u>10,000,000</u>	Part of SUI spreadsheet.	amended by 2009 Acts - HF 822
University of Iowa - Iowa Institute for Biomedical Discovery FY 2011	<u>10,000,000</u>	Part of SUI spreadsheet.	amended by 2009 Acts - HF 822
		changed funding source to RBCIIF as	amended by 2010 Acts - SF 2389
Iowa State University - Renewable Fuels Building 2008	5,647,000	Part of ISU spreadsheet.	
Iowa State University - Renewable Fuels Building 2009	<u>14,756,000</u>	Part of ISU spreadsheet.	amended by 2009 Acts - HF 414
Iowa State University - Renewable Fuels Building 2009	<u>3,479,000</u>	Part of ISU spreadsheet.	amended by 2009 Acts - HF 414
Iowa State University - Renewable Fuels Building 2010	<u>11,597,000</u>	Part of ISU spreadsheet.	

Vertical Infrastructure Fund
(HF 911, §9)

Iowa State University - Vet Lab FY 2008	600,000	completed	
Regents Deferred Maintenance - Iowa School for the Deaf FY 2008	500,000	completed	
Regents Deferred Maintenance - Iowa Braille and Sight Saving School FY 2008	500,000	Part of IBSSS spreadsheet.	

Endowment for Iowa Health Account Restricted Capitals
Fund of the Tobacco Settlement Trust Fund
(HF 911, §11)

University of Iowa - Iowa Institute for Biomedical Discovery FY 2009	<u>10,550,000</u>	Part of SUI spreadsheet.	amended by 2009 Acts - HF 414
Iowa State University - Renewable Fuels Building FY 2009	<u>11,277,000</u>	Part of ISU spreadsheet.	amended by 2009 Acts - HF 414

Technology Reinvestment Fund
(HF 911, §14)

University of Northern Iowa - MyEntrenet FY 2008	235,000	completed	
Tri-State Graduate Center FY 2008	5,000	completed	

Revenue Bonds Capitals II Fund
SF 2389 (2010 General Assembly), Division IV §4(7)

University of Iowa - Iowa Institute for Biomedical Discovery FY 2011	<u>10,000,000</u>	Part of SUI spreadsheet.	amended by 2010 Acts - SF 2389
--	-------------------	--------------------------	--------------------------------

University of Iowa - as of December 15, 2010

Iowa Institute for Biomedical Discovery - HF 911

FY 2008 State Appropriations (RIIF) amended by 2009 Acts - HF 414	\$—10,000,000 9,450,000
FY 2009 State Appropriations (IHARC) amended by 2009 Acts - HF 414	\$—10,000,000 10,550,000
FY 2010 State Appropriations (RIIF) amended by 2009 Acts - HF 822	\$—10,000,000
FY 2011 State Appropriations (RIIF) amends 2007 Iowa Acts (HF 911) as amended by 2009 Acts (HF 414)	\$—10,000,000
FY 2011 State Appropriations (RBCIIF) - SF 2389 amends 2007 Iowa Acts (HF 911) as amended by 2009 Acts (HF 414) changes funding source from RIIF to RBCIIF	\$ 10,000,000

Description of Project	Progress of Work Completed	Total Estimated Cost of Project	Revenue Sources for Funding Project	Revenue Amounts	State Funds Obligated, but not expended as of 12/15/2010 (signed contracts or agreements)	State Funds Expended as of 12/15/2010 by category	Expenditure Amounts	Estimated Completion Date of Project
Iowa Institute for Biomedical Discovery Facilities used for researchers to advance access to state-of-the-art clinical trials for the state of Iowa	In Construction	\$133,700,000	FY 2008 State Appropriations (RIIF) FY 2009 State Appropriations (IHARC) FY 2011 State Appropriations (RBCIIF) Federal Funds University Gifts and Earnings Facilities Corp Bonds	\$9,450,000 \$10,550,000 \$10,000,000 \$20,677,518 \$31,511,241 \$51,511,241	\$13,472,109 Construction contract was awarded in August 2010.	Planning and Supervision Construction Moveable Equipment and Other (please specify)	Total \$16,527,891	Late fall 2013

**Engineering and architectural fees through design development are expected to be ~\$3.8 million.

Iowa State University - as of December 15, 2010

Renewable Fuels Building - HF 911

FY 2008 State Appropriations (RIIF)	\$	5,647,000
FY 2009 State Appropriations (RIIF)	\$	14,756,000
amended by 2009 Acts - HF 414	\$	3,479,000
FY 2009 State Appropriations (IHARC)	\$	11,277,000
amended by 2009 Acts - HF 414		
FY 2010 State Appropriations (RIIF)	\$	11,597,000
amended by 2009 Acts - HF 414		

Veterinary Lab - HF 911

FY 2008 State Appropriations (VIF)	\$	600,000	completed
------------------------------------	----	---------	-----------

Description of Project	Progress of Work Completed	Total Estimated Cost of Project	Revenue Sources for Funding Project	Revenue Amounts	State Funds Obligated, but not expended as of 12/15/2010 (signed contracts or agreements)	State Funds Expended as of 12/15/2010 by category	Expenditure Amounts	Estimated Completion Date of Project
Renewable Fuels Building Facilities for researchers in biorenewable fuels and products	Completed	\$32,000,000	FY 2008 State Appropriations (RIIF) FY 2009 State Appropriations (RIIF) FY 2009 State Appropriations (IHARC) FY 2010 State Appropriations (RIIF)	\$5,647,000 \$3,479,000 \$11,277,000 \$11,597,000	\$1,507,927	Planning and Supervision (including professional fees) Construction Moveable Equipment and Furnishings Other (please specify) Total	 <u>\$30,492,073</u>	Summer 2011

Iowa Braille and Sight Saving School - as of December 15, 2010

Major Repairs, Maintenance

FY 2008 Appropriation
\$ 500,000

Description of Project	Progress of Work Completed	Total Estimated Cost of Project	Revenue Sources for Funding Project	Revenue Amounts	State Funds Obligated, but not expended as of 12/15/2010 (signed contracts or agreements)	State Funds Expended as of 12/15/2010 by category	Expenditure Amounts	Estimated Completion Date of Project
Major repairs, major maintenance including fire safety								
Old Hospital Roof Replacement	Project Design	\$ 170,000	FY 2008 State Appropriations (VIF)	\$ 170,000	\$ 0	\$ 0	\$ 0	06/30/11
Cottage/Old Hospital/Palmer Hall Basement Renovation	Substantially	\$ 140,176	FY 2008 State Appropriations (VIF)	\$ 140,176	\$ 140,176	\$ 0	\$ 0	01/31/11
Natatorium Ventilation System	Project Design	\$ 189,824	FY 2008 State Appropriations (VIF)	\$ 189,824	\$ 0	\$ 0	\$ 0	06/30/11
		\$ 500,000		\$ 500,000	\$ 140,176	Total	\$ 0	

**Appropriations for FY2009 and FY 2010 - SF 2432
Summary**

**Rebuild Iowa Infrastructure Fund
SF 2432, Division I, §1(12) and §4**

Tuition Replacement FY 2009	\$24,305,412	Debt service, not a capital project	
Tuition Replacement FY 2010	24,305,412	Debt service, not a capital project	
Iowa State University - Vet Lab Phase II FY 2009	1,800,000	Part of ISU spreadsheet.	
Iowa State University - Vet Lab Phase II FY 2009	<u>10,000,000</u>	Part of ISU spreadsheet.	amended by 2009 Acts - SF 376
Iowa State University - Midwest Grape and Wine Industry Institute FY 2009	50,000	completed	

**FY 2009 Tax-Exempt Bond Proceeds Restricted Capital Funds Account
SF 2432, Division V, §18(6)**

Iowa Public Radio FY 2009	2,000,000	Part of Iowa Public Radio spreadsheet.	amended by 2009 Acts - SF 376
Iowa Public Radio FY 2009	<u>1,900,000</u>	Part of Iowa Public Radio spreadsheet.	amended by 2009 Acts - SF 376

Iowa State University - as of December 15, 2010

Veterinary Medical Facilities - Phase II

FY 2009 Appropriation (RIIF) - SF 2432	\$ 1,800,000	
FY 2009 Appropriation (ABCF)	\$ 10,000,000	amended by 2009 Acts - SF 376
FY 2010 Appropriation (RIIF) - HF 822	\$ 13,000,000	amended by 2010 Acts - SF 2389
FY 2011 Appropriation (TRF) - SF 2389	\$ 13,000,000	
Midwest Grape and Wine Industry Institute FY 2009 Appropriation (RIIF) - SF 2432	\$ 50,000	completed

Description of Project	Progress of Work Completed	Total Estimated Cost of Project	Revenue Sources for Funding Project	Revenue Amounts	State Funds Obligated, but not expended as of 12/15/2010 (signed contracts or agreements)	State Funds Expended as of 12/15/2010 by category	Expenditure Amounts	Estimated Completion Date of Project
Veterinary Medical Facilities Phase II	Under construction	\$45,100,000	FY 2009 State Appropriations (RIIF) FY 2009 State Appropriations (ABCF) FY 2010 Regent Bonds FY 2011 State Appropriations (TRF) Private Funds	\$1,800,000 \$10,000,000 \$15,000,000 \$13,000,000 \$ 5,300,000	\$21,871,513	Planning and Supervision (including Construction Moveable Equipment and Other (please specify) Total	\$ 15,099,640	Summer 2012

Iowa Public Radio - as of December 15, 2010

Major repairs, maintenance

FY 2009 Appropriation

\$ ~~2,000,000~~ \$ 1,900,000 Amended by 2009 Acts - SF 376

Description of Project	Progress of Work Completed	Total Estimated Cost of Project	Revenue Sources for Funding Project	Revenue Amounts	State Funds Obligated, but not expended as of 12/15/2010 (signed contracts or agreements)	State Funds Expended as of 12/15/2010 by category	Expenditure Amounts	Estimated Completion Date of Project
Major Repairs, Maintenance			FY 2009 State Appropriations (RIIF)	\$1,900,000		Planning and Supervision (including professional fees)		
WOI 640 AM	5%	\$82,000			\$3,660		\$0	6/30/2012
KTPR 91.1 FM	1%	\$95,000			\$132		\$0	6/30/2012
WOI 90.1 FM	0%	\$5,000			\$0		\$0	6/30/2012
K214BA 90.7 FM	0%	\$6,000			\$0		\$0	6/30/2012
K269EJ 101.7	17%	\$30,000			\$100		\$4,575	12/31/2011
KHKE 89.5 FM	0%	\$6,000			\$0		\$0	6/30/2012
KUNI 90.9 FM	55%	\$150,000			\$108,715		\$41,285	12/31/2011
KUNI Digital Radio Conversion	0%	\$17,431			\$17,431		\$0	6/30/2011
KUNY 91.5 FM	0%	\$6,000			\$0		\$0	6/30/2012
KUNZ 91.1 FM	0%	\$8,000			\$0		\$0	6/30/2012
Streaming Upgrade	0%	\$11,000			\$11,000		\$0	5/31/2011
CPB Digital Radio Conversion Power Incr.	0%	\$21,644			\$21,644		\$0	6/30/2012
KOWI 97.9 FM	23%	\$222,000			\$52,071		\$0	12/31/2011
New Construction - Northwest Iowa Expansion	0%	\$404,000			\$0		\$0	6/30/2012
New Construction - Southwest Iowa Expansion	0%	\$30,000			\$0		\$0	6/30/2012
Donor Database - Wealth Management Module	0%	\$14,000			\$14,000		\$0	4/30/2011
Contract Engineering services	0%	\$42,925			\$0		\$0	6/30/2012
Datacenter Renovation	50%	\$492,000			\$449,178		\$42,822	6/30/2011
KDVO 90.7 FM	0%	\$212,000			\$0		\$0	9/30/2011
CAP Compliance - Homeland Sec.	0%	\$35,000			\$35,000		\$0	12/31/2011
Iowa City T-1 Upgrade	85%	\$10,000			\$10,000		\$0	5/31/2011
						Construction		
						Moveable Equipment and Furnishings		
						Other (please specify)		
Total		\$1,900,000			\$722,931	Total	\$88,682	

**Appropriations for FY 2010 and FY 2011 - HF 822, HF 414, SF 376, and SF 477
Summary**

**Rebuild Iowa Infrastructure Fund
(HF 822, §1(10), §2(4), §17)**

University of Iowa - Iowa Flood Center FY 2010	1,300,000	Part of SUI spreadsheet.
Iowa State University - Vet Lab Phase II FY 2010 Amended by 2010 Iowa Acts (SF 2389)	13,000,000	Part of ISU spreadsheet.

Amends 2007 Iowa Acts (HF 911)		
University of Iowa - Iowa Institute for Biomedical Discovery FY 2010	10,000,000	Part of SUI spreadsheet.
University of Iowa - Iowa Institute for Biomedical Discovery FY 2011 Amended by 2010 Iowa Acts (SF 2389)	10,000,000	Part of SUI spreadsheet.

**Appropriation Bonds Capital Fund
(SF 376, §13(3))**

Iowa State University - Iowa Energy Center FY 2010	5,000,000	Part of ISU spreadsheet.
Amends 2008 Iowa Acts (SF 2432)		
Iowa Public Radio FY 2009	2,000,000	Part of IPR spreadsheet
Iowa Public Radio FY 2009	1,900,000	Part of IPR spreadsheet
Iowa State University - Veterinary Medical Facilities Phase II FY 2009	10,000,000	Part of ISU spreadsheet.

**Appropriation Bonds Capital Fund
(SF 477, §6)**

Amended by 2010 Iowa Acts (SF 2389)		
Iowa State University - Iowa Energy Center FY 2011	5,000,000	Part of ISU spreadsheet.

HF 414

Amends 2007 Iowa Acts, chapter 219 or HF 911)

Rebuild Iowa Infrastructure Fund (§19)

University of Iowa - Iowa Institute for Biomedical Discovery FY 2008	10,000,000	Part of SUI spreadsheet.
University of Iowa - Iowa Institute for Biomedical Discovery FY 2008	9,450,000	Part of SUI spreadsheet.
University of Iowa - Iowa Institute for Biomedical Discovery FY 2009	10,000,000	Part of SUI spreadsheet.
Iowa State University - Renewable Fuels Building FY 2009	14,756,000	Part of ISU spreadsheet.
Iowa State University - Renewable Fuels Building FY 2009	3,479,000	Part of ISU spreadsheet.

Endowment for Iowa Health Account Restricted Capitals

Fund of the Tobacco Settlement Trust Fund (§25)

University of Iowa - Iowa Institute for Biomedical Discovery FY 2009	10,550,000	Part of SUI spreadsheet.
Iowa State University - Renewable Fuels Building FY 2009	11,277,000	Part of ISU spreadsheet.

University of Iowa - as of December 15, 2010
Iowa Flood Center

FY 2010 Appropriation (RIIF) - HF 822
FY 2011 Appropriations (RIIF) - SF 2389

\$1,300,000
\$1,300,000

Description of Project	Progress of Work Completed	Total Estimated Cost of Project	Revenue Sources for Funding Project	Revenue Amounts	State Funds Obligated, but not expended as of 12/15/2010 (signed contracts or agreements)	State Funds Expended as of 12/15/2010 by category	FY 2010 Expenditure Amounts	FY 2011 Expenditure Amounts	Estimated Completion Date of Project
Iowa Flood Center	100% 45%	\$1,300,000 \$1,300,000	FY 2010 State Appropriations (RIIF) FY 2011 State Appropriations (RIIF)	\$1,300,000 \$1,300,000	\$338,553	Planning and Supervision (including professional Construction Moveable Equipment and Furnishings Other (non-capital expense; mainly salaries) Total	\$1,300,000	\$502,939	completed 30-Jun-11

Iowa State University - as of December 15, 2010

Iowa Energy Center

FY 2010 Appropriation (ABCF) - SF 376

\$5,000,000 Completed

FY 2011 Appropriation (ABCF) - SF 477
amended by 2010 Acts - SF 2389

\$5,000,000

FY 2011 Appropriation (RBCIF) - SF 2389

\$5,000,000 In process

Description of Project	Progress of Work Completed	Total Estimated Cost of Project	Revenue Sources for Funding Project	Revenue Amounts	State Funds Obligated, but not expended as of 12/15/2010 (signed contracts or agreements)	State Funds Expended as of 12/15/2010 by category	Expenditure Amounts	Estimated Completion Date of Project
Iowa Energy Center	Completed	\$5,000,000	FY 2010 State Appropriations (ABCF)	\$5,000,000		Loans	\$5,000,000	6/30/2011
	In process	\$5,000,000	FY 2011 State Appropriations (RBCIF)	\$5,000,000	\$4,704,008 Loans are in process with lenders to consume the remaining funds	Loans	\$295,992	9/30/2011

**Appropriations for FY2011 - SF 2389
Summary**

**Rebuild Iowa Infrastructure Fund
SF 2389, Division I §1(11) and §4**

Tuition Replacement FY 2011	24,305,412	Debt service, not a capital project
University of Iowa - Iowa Flood Center	1,300,000	Part of SUI spreadsheet.
Iowa State University - Blank Park Zoo with College of Vet Medicine	400,000	Part of ISU spreadsheet.

**Technology Reinvestment Fund
SF 2389, Division II §4(7)**

Iowa State University - Veterinary Medical Facilities Phase II	13,000,000	Part of ISU spreadsheet.
--	------------	--------------------------

**Revenue Bonds Capitals II Fund
SF 2389, Division IV §4(7)**

University of Iowa - Iowa Institute of Biomedical Discovery FY 2011	<u>10,000,000</u>	Part of SUI spreadsheet.
Iowa State University - Iowa Energy Center	5,000,000	Part of ISU spreadsheet.
Amends 2007 Iowa Acts (HF 911) as Amended by 2009 Acts (HF 414)		
University of Iowa - Iowa Institute for Biomedical Discovery FY 2011	<u>10,000,000</u>	Part of SUI spreadsheet.

Iowa State University - as of December 15, 2010

Iowa State University - Blank Park Zoo with College of Vet Medicine

SF 2389
FY 2011 Appropriation
 \$400,000

Description of Project	Progress of Work Completed	Total Estimated Cost of Project	Revenue Sources for Funding Project	Revenue Amounts	State Funds Obligated, but not expended as of 12/15/2010 (signed contracts or agreements)	State Funds Expended as of 12/15/2010 by category	Expenditure Amounts	Estimated Completion Date of Project
Blank Park Zoo with College of Vet Medicine	In process	\$400,000	FY 2011 State Appropriations	\$400,000	\$0		\$0	Feb-11

FY 2007 Battelle Appropriation

\$8,410,000 Board of Regents approved September 2006.

Endowment/Salary Funding	\$2,000,000	completed
Infrastructure (RIIF and VIF)	\$2,720,000	completed
Platform	\$3,690,000	completed
o Commercialization of Santos, A Human Simulation Environment		\$370,000 completed
o Development of Ad5-TRAIL as a Cancer Therapeutic		\$400,000 completed
o Designing Transgenic Cells for Biomedical Applications		\$400,000 completed
o Porcine Models of Human Disease		\$400,000 completed
o Development of Peptides for Diagnosis and Therapy of Cancer		\$400,000 completed
o Iowa Neuro-Musculoskeletal Therapeutic Training System (TNMTS)		\$130,000 completed
o Iowa Imaging-based Multicenter Trials Organization (IIMTO)		\$400,000 completed
o Design and Testing of Novel Toll-like Receptor (TLR) 4-directed Immunomodulators		\$170,940 completed
o Build-out of Space in Myriad Two Building in the Oakdale Research Park		\$1,019,060 completed

University of Iowa	Project	List of all Revenue Sources	Revenue Dollars	Board Approved for Programs/Projects	Amount of FY 2007 State Appropriations Expended as of 6/30/2010
	Endowment/Salary Funding	FY 2007 State Appropriations (Battelle)	\$2,000,000	\$2,000,000	\$2,000,000
		FY 2008-2009 Endowed Professor-Hageman	\$100,000		
		FY 2009-2011 Endowed Professor-Fritsch	\$150,000		
		FY 2008-2011 Matching Funds (Other)	\$250,000		
		FY 2007-2011 Unallocated Endowment Interest	\$269,407		
Description of Project	Create an endowed professor and/or entrepreneur-in-residence program.				
Anticipated End Results	Attract world-class, entrepreneurial talent in the core Battelle platform areas.				
Results achieved to Date	<p>In FY 07, the initial \$2M was invested in the long term endowment pool. The interest income from the endowment provides ongoing funds for the endowed chairs. Two endowed chairs have been awarded. One endowed professor (\$100,000/year for three years) position was filled allowing The University of Iowa to support his entrepreneurial efforts (July 1, 2007). This professor obtained a \$15,000,000 National Institutes of Health (NIH) grant and was affiliated with Ophtherion, which closed on a \$37,000,000 venture capital investment.</p> <p>A second endowed professor (\$100K/yr for three years) position was filled allowing the UI to recruit a world class researcher. Dr. Bernd Fritsch was appointed Chair of the Department of Biological Sciences and Iowa Entrepreneurial Endowed Professor, effective July 1, 2008. He is internationally known for his research in neurology of the inner ear and joins a world class research group at the UI Cochlear Implant Clinical Research Center. He brings with him an SBIR award for development of neuronal tracers.</p> <p>Discussions underway with the Provost Office to better integrate these endowed chairs into the Strategic plan associated with faculty cluster hires.</p>				

University of Iowa	Project	List of all Revenue Sources	Revenue Dollars	Board Approved for Programs/Projects	Amount of FY 2007 State Appropriations Expended as of 6/30/2010
	Infrastructure (RIIF and VIF)	FY 2007 State Appropriations (Battelle RIIF and VIF)	\$2,720,000	\$2,720,000	\$2,720,000
Description of Project	Create a joint venture partnership between The University of Iowa, regional economic development leaders and the private sector aimed at supporting technology-based start-up companies.				
Anticipated End Results	Expand and develop a new Technology Incubation Center and enhanced UI Research Park.				
Results achieved to Date	<p>Constructed a new University of Iowa life sciences business incubator (The University of Iowa BioVentures Center) in November 2008. This facility contains 20 laboratories and 27 offices for life science startup companies as well as conference rooms, a shared equipment room, UI Research Park staff offices, and a multi-purpose room that supports conferences of up to 70 persons, receptions, and the like. As of December 15, 2010 – Sixty Two percent of leasable space with seven companies (Vertex Pharmaceuticals, Cellular Engineering Technologies, Terpenoid Therapeutics, ASL Analytical, KemPharm, Exempar Genetics, VIDA Diagnostics, Bio:Neos and CQM Systems) occupy 10 wet labs and 19 dry labs/offices in BVC. Two of three floors of the west wing of the BioVentures Center have been fit out for those UI units previously housed in Oakdale Hall.</p> <p>http://enterprise.uiowa.edu/researchpark/index.php?option=com_content&task=view&id=27&Itemid=76</p> <p>Building at Myriad Plaza on the UI Research Park was purchased and renovated. A renewable long term lease has been signed with Integrated DNA Technologies, Inc. (IDT), a prominent local company with 500+ employees.</p>				
University of Iowa	Project	List of all Revenue Sources	Revenue Dollars for FY 2007	Board Approved for Programs/Projects	Amount of FY 2007 State Appropriations Expended as of 6/30/2010
	See platform allocations below	FY 2007 State Appropriations (Battelle)	\$3,690,000	\$3,690,000	\$3,690,000
Description of Project	To provide financial assistance in the form of grants to accelerate the transformation of new and ongoing research and development initiatives in the core platform areas into commercial opportunities.				
University of Iowa	Project		Allocated Dollars FY 2007	Allocation expended as of 6/30/2010	
	Phase I funding of Core Platforms (see first 8 individual projects below)	Phase I Platform allocation	\$900,000	\$900,000	
	Phase II funding of Core Platforms (see first 8 individual projects below)	Phase II Platform allocation	\$1,770,940	\$1,770,940	
Results achieved to Date/Plans	See first 8 individual projects below				

University of Iowa	Project		Allocated Dollars FY 2007	Allocation expended as of 6/30/2010	
Abdel-Malek Team	Commercialization of Santos, A Human Simulation Environment	Platform allocation	\$370,000	\$370,000	
Description of Project	Information Technology, Advanced Manufacturing				
Results achieved to Date/Plans	<p>These funds were used to better position the research to commercialization through several resources available from the Iowa Centers for Enterprise (ICE). These included proof of concept funds, entrepreneur-in-residence, license assistance, and numerous Small Business Institute (SBI) and federal funding agencies.</p> <p>SantosHuman Inc. was founded as a spin-off of the University of Iowa in 2008. The company was formed to continue development, testing, and bring to market a revolutionary new digital human modeling and simulation software package, referred to as Santos™</p> <p>http://www.santoshumaninc.com/</p> <p>Santos is currently working with several companies including Ford Motor Company, GM, Caterpillar, Proctor and Gamble, Disney, Kodak, Harley Davidson, US Army and Navy, and etc.</p> <p>□</p>				
University of Iowa	Project		Allocated Dollars FY 2007	Allocation expended as of 6/30/2010	
Griffith Team	Development of Ad5-TRAIL as a Cancer Therapeutic	Platform allocation	\$400,000	\$400,000	
Description of Project	Bio- genetics- cancer therapy				
Results achieved to Date/Plans	<p>These funds were primarily used to move the research forward/proof of concept funding. The long term objective of the project is to develop an effective treatment for prostate cancer. Specifically, treatment involves the viral-mediated transfer of the gene for the cytotoxic protein TRAIL into the prostate, resulting in prostate tumor cell apoptotic death and activation of systemic antitumor immunity.</p> <p>Outcomes: The research team developed a recombinant adenoviral vector encoding the human TRAIL gene, and were recently awarded a patent on the Ad5-TRAIL technology ("Method of inducing tumor cell apoptosis using TRAIL/Apo-2 ligand gene transfer", U.S. Patent #6,900,185). Completed an FDA-approved Phase I clinical trial in patients with locally confined prostate cancer. Began production process and testing of a new clinical lot of Ad5-TRAIL. new commercial possibilities. preclinical models of cancer.</p> <p style="text-align: right;">Continue to investigate Continue the investigation of Ad5-TRAIL in new</p>				
University of Iowa	Project		Allocated Dollars FY 2007	Allocation expended as of 6/30/2010	
Leno Team	Designing Transgenic Cells for Biomedical Applications	Platform allocation	\$400,000	\$400,000	
Description of Project	Bio-genetics- transgenic cell lines				
Results achieved to Date/Plans	<p>These funds were primarily used to move the research forward/proof of concept funding. The scientific goals achieved were 1) the construction and validation of two human <i>TNF-α</i> gene-targeted reporter cell lines and the development of a <i>IL-1β</i> AAV targeting vector for cell line production; and 2) the development of primary pig fetal fibroblast cultures and construction of an ApoE AAV targeting vector for cell line production. Efforts to pursue the commercialization of these technologies included contacts/meetings with: 1) venture capital firms, e.g., Prolog Ventures, Corridor Management Co., etc. to secure funding for a startup enterprise; 2) biotechnology companies, e.g., Trans Ova Genetics, Struve Labs, NuPotential, Primorigen, Discovery BioMed, Viagen, etc. to partner in technology development and/or transfer; and 3) the University of Washington regarding licensing of the AAV-mediated gene-targeting technology. A disclosure describing the technology was also submitted to UIRF to initiate patent preparation and IP protection.</p>				

University of Iowa	Project		Allocated Dollars FY 2007	Allocation expended as of 12/15/2010	
Welsh Team	Porcine Models of Human Disease	Platform allocation	\$400,000	\$400,000	
Description of Project	Bio-genetics- animal models				
Results achieved to Date/Plans	<p>These funds were used to better position the research to commercialization through several resources available from ICE. These included proof of concept funds, entrepreneur-in-residence, license assistance, numerous SBIR to federal funding agencies.</p> <p>With Trans Ova Genetics (Sioux Center, IA) established spin-out company Exemplar Genetics, Inc. to commercialize the technology. Exemplar has 23 (18 FTE) full-time employees located in Iowa City and Sioux Center.</p> <p>http://www.exemplargenetics.com/products.htm</p> <p>UI awarded \$1,000,000 grant from IDIED to 1) further develop the CRF animal model and perhaps other models of human disease, 2) establish a pig facility in Johnson County that will support such R&D, and 3) establish a molecular biology laboratory at the UI BioVentures Center that will also support such R&D. The pig facility and molecular biology facility will be used by Exemplar. This award is complete. Exemplar obtained an NIH Phase I/Phase II SBIR award (approx. \$725,000) to advance the CF pig model.</p>				
University of Iowa	Project		Allocated Dollars FY 2007	Allocation expended as of 6/30/2010	
O'Doriso Team	Development of Peptides for Diagnosis and Therapy of Cancer	Platform allocation	\$400,000	\$400,000	
Description of Project	Bio-imaging & drug discovery				
Results achieved to Date/Plans	<p>These funds were primarily used to move the research forward/proof of concept funding. The overall goal of this project was to establish a laboratory for production of Good Manufacturing Practice (GMP) grade peptides and a GMP grade radiolabeling facility that together can manufacture compounds for use in cancer diagnosis and treatment. These molecularly targeted peptides will be utilized for Positron Emission Tomography (PET) diagnostic imaging and Peptide Radio Receptor Therapy (PRRT).</p> <p>The business opportunity is in medical imaging, the challenge for the emerging company is in obtaining protection for the intellectual property, in sustaining the business through the unpredictable period of obtaining FDA approval, and in maintaining a FMP facility.</p> <p>Outcome - Eleven publications as a result of this funding. The research team has successfully recruited a peptide chemist who is interested in remaining with this operation, either as a University of Iowa faculty member or as an employee of a small business resulting from this award. They have established a collaboration with a radio chemist who will partner with us as a co-investigator on grant applications and as a business partner in any future company. They have two funded grants currently active as well as a funded training grant for the peptide chemist.</p>				
University of Iowa	Project		Allocated Dollars FY 2007	Allocation expended as of 6/30/2010	
Shields Team	Iowa Neuro-Musculoskeletal Therapeutic Training System (TNMTS)	Platform allocation	\$130,000	\$130,000	
Description of Project	Bio-therapeutic / medical device				
Results achieved to Date/Plans	<p>These funds were primarily used to move the research forward/proof of concept funding. The overall research goal was to 1) develop the computer drawings (CAD) of a hinged-type knee brace that will attach to the leg below and above the knee which has been manufactured and is operational, 2) to design a brake power controller in the inventor software, included in this design is a controller circuit that uses modern surface mount components, and 3) to design all of the algorithms, and completed alpha version of the software code.</p> <p>Outcome: Identified 2 Iowa companies interested in manufacturing the final product on a contract basis. Formed Performex, Inc. to commercialize the technology. A CEO has been identified and is currently assisting in developing a business plan. Submitted NIH Challenge Grant (\$750,000) to further develop the technology.</p>				

University of Iowa	Project		Allocated Dollars FY 2007	Allocation expended as of 6/30/2010	
Van Beek Team	Iowa Imaging-based Multicenter Trials Organization (HIMTO)	Platform allocation	\$400,000	\$400,000	
Description of Project	Information Technology; Bio- imaging				
Results achieved to Date/Plans	<p>These funds were used to better position the research to commercialization through several resources available from ICE. These included proof of concept funds, entrepreneur-in-residence, and license assistance.</p> <p>Research team collaborated with UI Institute for Clinical and Translational Science to build a web-based application to deal with image transportation, image importing and linking to software tools that allow Quality Assurance, visual analysis and quantitative analysis.</p> <p>Formed Quantitative Imaging of Iowa, Inc. (QI2) to commercialize the technology. QI2 was acquired by VIDA Diagnostics in July 2010. VIDA Diagnostics is a company located at BVC.</p> <p>http://www.vidadiagnostics.com/index.htm</p>				
University of Iowa	Project		Allocated Dollars FY 2007	Allocation expended as of 6/30/2010	
Weiss Team	Design and Testing of Novel Toll-like Receptor (TLR) 4-directed Immunomodulators	Platform allocation	\$170,940	\$170,940	
Description of Project	Bio-genetics - immunology and infectious diseases				
Results achieved to Date/Plans	<p>These funds were primarily used to move the research forward/proof of concept funding. The overall goals of the project were 1) to produced and purified wild-type E:MD-2, an endotoxin-protein complex involved in the inflammatory response, 2) to demonstrated that wild-type E:MD-2 is a potent agonist for airway TLR4, a receptor also involved in the airway immune response and 3) to demonstrated that underacylated E:MD-2 is a weaker airway agonist.</p> <p>Outcomes: Obtained agreement with National Institutes of Health to test the ability of E:MD-2 to prime the airway host defense system against highly virulent airway pathogens. Concluded experiments showing that wild-type E:MD-2 protects mice from pneumonic plague. These protective effects are 100 times more potent than related endotoxin products without MD-2. Concluded experiments using an animal model of pneumonic tularemia, which showed a modest delay in killing the infective model. Currently examining whether a higher dose would be effective. Demonstrated prophylactic effects against pneumonic plague. Obtained 5-year NIH award to advance the science and technology</p>				
University of Iowa	Project		Allocated Dollars FY 2007	Allocation expended as of 6/30/2010	
		Platform allocation	\$1,019,060	\$1,019,060	
Description of Project	Myriad Fit-out. The building was renovated to accommodate the California based start up company - National Genecular Institute, Inc.				
Results achieved to Date/Plans	Building at Myriad Plaza on the UI Research Park was purchased and renovated. National Genecular Institute, Inc. (NGI) moved into this space in early 2007, and has since moved to an alternative space. A renewable long term lease is signed with IDT, a prominent local company with 500+ employees.				

Iowa State University - as of June 30, 2010

FY 2007 Battelle Appropriation

\$8,410,000 Board of Regents approved September 2006.

Endowment/Salary Funding	\$2,000,000	
Infrastructure (RIIF and VIF)	\$2,720,000	
Platform	\$3,690,000	
<ul style="list-style-type: none"> o Bioeconomy Platform Proposals o Advanced Food and Feed Proposals o Biosecurity Proposals o Animal Systems Proposals o Information Technology o Advanced Manufacturing 		<p>\$1,054,666</p> <p>\$856,344</p> <p>\$450,000</p> <p>\$579,000</p> <p>\$650,000</p> <p>\$100,000</p>

Iowa State University	Project	List of all Revenue Sources	Revenue Dollars	Board Approved for Programs/Projects	Amount of FY 2007 State Appropriations Expended as of 6/30/2010
	Endowment/Salary Funding	FY 2007 State Appropriations (Battelle)	\$2,000,000	\$2,000,000	\$2,000,000
Description of Project	Create an endowed professor, and/or entrepreneur-in-residence program.				
Anticipated End Results	Attract world-class, entrepreneurial talent in the core Battelle platform areas.				
Results achieved to Date	The positions have been finalized.				
Plans	Use the investment pool and matching funds to continue the program.				
Iowa State University	Project	List of all Revenue Sources	Revenue Dollars	Board Approved for Programs/Projects	Amount of FY 2007 State Appropriations Expended as of 6/30/2010
	Infrastructure (RIIF and VIF)	FY 2007 State Appropriations (Battelle RIIF and VIF)	\$2,720,000	\$2,720,000	\$2,720,000
		FY 2009 Matching Funds (General Funds)	\$992,049		
		FY 2009 Matching Funds (Endow)	\$1,573,113		
		FY 2009 Matching Funds (Ad Party Cash)	\$458,851		
		FY 2009 Matching Funds - 3rd Party In-Kind	\$0		
Description of Project/Anticipated End Results	\$1,600,000 will be used for the College of Agriculture, Engineering, Human Sciences and Liberal Arts and Sciences for laboratory and apparatus equipment upgrades that support research and commercialization in the area of biosecurity, the bioeconomy and information technology.				
	\$1,058,660 of Infrastructure financing related to Battelle Core Platform projects will be used for laboratory renovations and remodeling and for apparatus equipment to carry out the projects.				
Iowa State University	Project	List of all Revenue Sources	Revenue Dollars	Board Approved for Programs/Projects	Amount of FY 2007 State Appropriations Expended as of 6/30/2010
	See 7 platform projects below	FY 2007 State Appropriations (Battelle)	\$3,690,000	\$3,690,000	\$3,690,000
		FY 2009 Matching Funds (General Funds)	\$2,465,790		
		FY 2009 Matching Funds (Endow)	\$1,203,388		
		FY 2009 Matching Funds (Ad Party Cash)	\$232,793		
		FY 2009 Matching Funds - 3rd Party In-Kind	\$237,433		

Iowa State University	Project	Allocated Dollars FY 2007	Allocation expended as of 6/30/2010
Robert Brown	<p>Bioeconomy Platform Proposals</p> <p>Platform allocation</p>	\$1,054,666	\$1,054,666
<p>Results achieved to Date/Plans</p>	<p>Task 1. The objective of this task is to produce cygus with properties suitable for analysis or biocatalytic upgrading to fuels and bioproducts. A ThermoFisher mass spectrometer was purchased from Pfeiffer Vacuum and installed to analyze producer cygus' contamination levels. The mass spectrometer instrument proved capable of analyzing important gas stream constituents: Hydrogen Sulfide, Hydrogen Chloride, Ammonia, Sulfur Dioxide, Methane, Carbon Dioxide, Carbon Monoxide, Hydrogen, Nitrogen, Ethylene, and Ethane. Equipment purchases and upgrades to the gasifier using Battelle funding allowed completion of studies to understand the relationship between biomass alkali concentrations and carbon conversion during the gasification process. The work has attracted additional funding from Coxco/Halliburton Company and the U.S. Department of Energy to build a cygus cleaning system. This system is scheduled to be completed by September, 2010.</p>		
	<p>Task 2. An experimental program was completed to investigate the effects of adding functionalized nanoparticles to a gas-liquid fermentation system to enhance the carbon monoxide-liquid mass transfer rate. We have shown that MCM41 functionalized by 5% male ratio mercaptopropyl groups provides the strongest mass transfer enhancement of nearly a factor of 2 in the CO-water system without fermentation media. The addition of various electrolytes revealed a mass transfer enhancement by up to a factor of ~4.7. When the functionalized nanoparticles were added to actual fermentation broth in the presence of <i>Flaskopyllum rubrum</i>, the biologically mediated water-gas shift reaction was enhanced, but the enhancement was only moderate. We concluded that at the present time, functionalized nanoparticle addition to fermentation systems to enhance CO-liquid mass transfer does not produce sufficient enhancement at the present time when considering the challenges associated with manufacturing and separating the functionalized nanoparticles.</p>		
	<p>Task 3. Experiments last year completed our studies to optimize growth and fermentation conditions for <i>Flaskopyllum rubrum</i> for hydrogen and polyhydroxyalkanoate (PHA) during growth on cygus. Limiting nitrogen concentrations in the growth media was shown to increase the yield of PHA by approximately 400% with no effect on hydrogen production.</p>		
	<p>Task 4. The goal of this task is to examine an alternative route to ethanol production that avoids the high energy and water costs of distillation. We engineered <i>E. coli</i> to produce acetaldehyde plus hydrogen. These compounds, which are volatile, can be converted to ethanol chemically bypassing distillation. We are preparing a manuscript that describes our findings.</p>		
<p>Iowa State University</p>	<p>Task 5. This task has focused on understanding and manipulating the metabolism of <i>Flaskopyllum rubrum</i> so as to make this organism more suitable as a platform for the fermentation-based conversion of cygus to bio-renewable chemicals and biofuels. We have completed the characterization of the negative gene effectors that modulate the ability of this organism to produce bio-renewable bioplastics. To address this question we created <i>E. coli</i> strains that lack functional negative genes individually or in combination. Genes that have been evaluated include <i>placC</i>, <i>placC-like1</i>, <i>placC-like2</i>, and <i>placI</i>, the double mutant combinations of <i>placC</i> and <i>placC-like1</i>, <i>placC</i> and <i>placC-like2</i>, <i>placC-like1</i> and <i>placC-like2</i>, and the triple mutant in which all three genes <i>placC</i>, <i>placC-like1</i>, <i>placC-like2</i>. These characterizations led to the discovery of specific genes and gene combinations that can be manipulated to enhance bioplastic production.</p>		
	<p>Task 6. This task focuses on generating bio-aid under well characterized operating conditions in conjunction with the characterization of the physicochemical properties which influence bio-aid stability. The original goal of building a new pyrolysis unit was expanded with the receipt of \$500,000 from the U.S. DOE which allowed the construction of a proprietary bio-aid collection system developed at ISU as well as the purchase of new feedstock milling and drying equipment. The new fast pyrolysis reactor, char removal system, and bio-aid collection equipment have been designed, built, and tested. The results demonstrated the fractionating bio-aid recovery concept. A new company, Avella, has been launched in Ames, IA to commercialize this technology. With support from the Department of Energy and the Coxco/Halliburton Company, the system is now being used to support research to explore methods to improve bio-aid stability.</p> <p>In an ongoing effort to improve our ability to characterize biomass and bio-aid, instrumentation capabilities were added to the analytical laboratory. Instruments purchased include a HPLC (from Drexler) for quantifying the bio-aid major chemical components and a TG/DTSC (from Mettler) for determining biomass, bio-aid and bio-aid proximate analysis. These have given us unprecedented analytical capability to conduct research under sponsorship from the U.S. DOE.</p>		
	<p>Task 7. Our project had three primary goals:</p> <ol style="list-style-type: none"> 1. Particulate or soot-like particles have low enough melting points to make attractive lubricants, but condensation by small amounts of saturated esters raise the melting point. We wanted to see if these esters could be made from high-oleic systems and then purified sufficiently by a low-temperature crystallization from 20-50% acetone solutions to be economically produced bio-lubricants. Particles of 92.5% were achieved by crystallizations from acetone at -20 and again at -35°C. The butyl ester formed more easily crystallized than the soot-like ester. The oils recovered from the acetone solution melted below -35°C. 2. Oxidation of polyunsaturated fatty acid esters spread as a mesostructure on silica gel form good yields of epoxy derivatives, which can be converted into good bio-lubricants. We found that the rate of the reaction was strongly influenced by traces of iron and copper in the silica gel and that their effect could be controlled by the addition of the 		
	<p>Task 8. The reactor infrastructure purchased in this project has been used to support bio-aid upgrading studies and other bio-renewable conversions. These projects have been funded by Coxco/Halliburton, ADM, NSF and DOE. Work was performed on a range of bio-aid upgrading reaction strategies including esterification, C-C coupling (aldol condensation and ketonization), steam reforming, aqueous phase reforming, and hydrogenation.</p>		
	<p>Ray Forman, Startup. Battelle Funds provided to Associate Professor Dr. Ray Forman to startup funds were used to support the following activities:</p> <ul style="list-style-type: none"> • Summer salary to allow working on multiple bio-renewable related projects, including low-cost pretreatment reactors using aqueous ammonia stripping method, and organizing Intensive Program in Bio-renewables using Cargill Gift funds to bring over 40 students from across the country and around the world to ISU campus to learn about bio-renewables. • Summer salary allowed authoring a paper entitled Mathematical Models of Batch SSF Processes: Dominant Groups for Characterizing Process Regime, which defines a novel method of characterizing SSF (simultaneous saccharification and fermentation) that can be used by scientists developing high-throughput fermentation screening methods for lignocellulosic biomass. • Funds were used to develop a conceptual framework for comparing various biomass feedstocks. This framework was expanded as part of the A/E 480/580 course that Dr. Forman taught, and led to a \$58k award from the Bio-renewable Industry Consortium this past May. This work is being prepared for publication. 		
	<p>David Crewell, Startup. This work has a patent pending application and focuses on embedding features designed to act as reservoirs, valves, and reaction chambers to allow glucose and lactate levels to be measured in solution using a standard PC-CD player and thus termed "Glucose/Lactate Bio-CD". Once embedded, the surface energy of the plastic substrate was chemically modified to make it hydrophilic by increasing the surface energy by approximately 135%. Fluid-free micro patterns were embossed on thermoplastic substrates. The embossing technique relies on a micro-cellular foamed substrate to absorb the displaced material during the embossing process so that fluid is not produced from mass transfer in new fields. It was demonstrated that a CD utilizing a photo-emulsion (PE) could characterize glucose and lactate levels, using an organo-light-emitting diode (OLED) as the excitation source. Enzyme samples were placed in reservoirs and directed through built valves, by rotation of the CD, toward a reaction chamber, where the analytes were analyzed in the presence of oxygen and their specific oxidase enzymes. The analytes' concentrations were determined by monitoring the PL decay time of an oxygen-sensitive dye following a pulsed OLED excitation. The results demonstrate the viability of the PE-CD for sensing applications in conjunction with an OLED-based sensing platform. The potential of integrating OLED arrays as excitation sources in PL-based sensors with the microfluidic CD-based platform, including for simultaneous multiple analyses is discussed.</p>		
	<p>Jack Loniel, no report received</p>		

Robert Frosch	<p>Bioeconomy Platform Proposals</p> <p>College of Engineering: No update received, previous report. Dr. Chris Williams has upgraded a servo-pneumatic testing machine for testing materials associated with bioenergy research. Research will be under contract within the next 6-12 months. A substantial amount of exposure is being received by the research team associated with utilizing bio-energy co-products in sealant materials and this equipment will further expand their research capabilities and their research exposure.</p> <p>Dr. Terry Meyer purchased components for building a quadruple pulse laser system that will help develop technologies for alternative fuel processing and utilization.</p> <p>Dr. Sarah's Faculty has purchased a Leica Microscope with High-resolution Digital Camera & Vibration Isolation Table. This equipment will be used for testing characteristics of living cells and microorganisms under various stimuli. The electrically-active bio-sensorelectronic platform combines the versatility of microscope circuits with the flexibility of polymeric substrates to study biological processes. Our portable setup would allow label-free detection of a specific biological specimen and noninvasive probing of its characteristics. The electronic detection scheme would provide real-time information over a long time interval, which is not possible with optical or fluorescence-based assays. Combined with high-performance computing features and embedded systems, the microscope system can provide real-time monitoring of biological processes.</p> <p>He also purchased a two-section glove box from MTI as a lab for research in organic and bio-electronics of material which are sensitive to air and humidity.</p> <p>Dr. Jeyoun Kim purchased an optical table, its support, and a pneumatic controller. The heavy, very flat optical table stabilized by pneumatic floating will serve as the platform in various high-precision optical experiments. He will purchase lasers, optomechanical stages, and detectors. The equipment will be essential for the development of high-performance optical sensing, communication, and computing systems including surface plasmon resonance sensors and nanoscale optical waveguides.</p> <p>College of Liberal Arts and Sciences: We are developing imaging instrumentation and methods, and subsequently applying these techniques to a diverse set of applications, including the study of cellular processes that are initiated at the cell membrane, ligand-receptor binding, and catalytic systems. Two goals of this work are elucidating how properties of the cell membrane influence cell signaling events across the membrane, and developing methods to study reactions utilizing chemical and biological catalysts. The analysis techniques that we use include fluorescence and Raman scattering. Raman imaging is a particularly attractive imaging mode since it provides spatially-resolved chemical content data without the need to destroy or modify the sample under study. Fluorescence imaging can provide kinetic and thermodynamic information concerning biological interactions, and can also provide spatial data below the diffraction limit. The lab has built two imaging instruments, one capable of Raman scattering measurements and our suitable for several fluorescence techniques. The Raman instrument has been used to measure the efficiency of converting a variety of plant materials to ethanol, and to measure chemical analysis on suspensions materials. This work serves as a foundation for developing biofuels and improving the efficiency of catalytic reactions. The fluorescence instrument has been used to study cell membrane receptor signaling events, receptor clustering, receptor conformational changes in two diverse classes of cell membrane proteins: integrin and receptor for advanced glycation end products.</p> <p>College of Agriculture: The Discovery Farm was dedicated with an open house on September 22, 2009. Infrastructure installation and improvements included selective installation, boiler automation, utility installation to additional buildings, compressed air drops, dividers for office and lab space, and floor systems.</p>	Infrastructure allocation	\$1,054,666	\$1,054,666
Paul MacDonald	<p>Advanced Food and Feed Proposals</p> <p>Platform allocation</p>		\$857,571	\$857,571
Results achieved to Date/Plans	<p>Oreg Walk and Mike Sparlock: The Nutrilite funds have been critical to the continued growth and success of the Nutrition and Wellness Research Center. Since the last reporting period, Michael Sparlock (director of integrative and translational research) and Gregory Walk (director of clinical research and community outreach) were appointed to co-lead the NWRC. A key goal of the NWRC is to merge basic and applied research in order to capitalize on the bold vision set out by that National Institutes of Health (NIH) to transform medical and health-related research. The NWRC is working to engage interdisciplinary research teams to pursue integrated lines of research related to nutrition, physical activity and other health and wellness issues. The increasing prevalence of obesity is a major public health concern so obesity-related research has been a priority area of research within the center. The NIH has emphasized the importance of translational research paradigms to ensure that scientific discoveries can be translated into practical applications. Another emerging research paradigm is community-based participatory research in which investigators work with community groups and organizations to improve the sustainability of public health programming. The NWRC is well positioned to pursue these new research paradigms to advance science and improve public health.</p> <p>Significant progress has been made toward this vision. We have implemented new policies and procedures to provide quality services for faculty and staff affiliated with the center. We have also worked to build interdisciplinary research teams that can compete for large federal grants. A number of large federal grants were submitted this year and</p>			
Results achieved to Date/Plans	<p>Paul MacDonald, Startup: Completed work includes five animal studies designed to examine the effects of dietary components on colon inflammatory responses. We have used a chemical induction model to mimic human inflammatory bowel disease in mice. Several dietary interventions were performed to characterize a protective response. We have analyzed colon samples from these experiments for cytokine expression using the Luminex system which provides 23 cytokine quantifications. From these data, we observed most were increased by the induction of inflammation and dietary interventions prevented the increase of some, but not all. Ongoing work is needed to better understand how specific cytokines are regulated by dietary factors. In the colon samples, we have also quantified histological changes and COX-2, TGF-β and IL-6 mRNA using Western immunoblotting. The dietary interventions did not affect COX-2 or TGF-β expression, although four times we had predicted. The most recent mouse study involved addition of a probiotic, Lactobacillus rhamnosus to the diet to determine if the combination of diet and microorganisms would enhance the protective effect. We are analyzing specific markers from the colon using RT-PCR. The analysis of these experiments is ongoing. These studies have provided the preliminary data necessary to submit for new funding, and has established a collaboration with the Probiotic Company. Dr. Eric Weaver from Probiotic has been fully engaged in the projects and is serving on the graduate student's PGR committee. Results from this work have provided support for their products and give them information about their suitability for IBD therapy. From these studies we are gaining a better understanding of how dietary factors can impact the inflammatory response associated with inflammatory bowel disease with the goal of finding ways to reduce the systems of this disease in the human population.</p>			
Results achieved to Date/Plans	<p>Mike Sparlock: This study evaluated the effects of high-carbohydrate versus high-fat diets on inflammation located in adipose and skeletal muscle of pigs which are genetically predisposed to obesity. Fourteen Obese swine were housed in an Iowa State University facility and our experienced animal caretaker oversees the daily feeding and care of the pigs. The swine were divided into two experimental groups, one of which was allowed to eat commercial swine diet ad libitum. The second group was restricted to a quantity of commercial feed that maintained their body weight but did not prevent weight gain. The swine were fed in this manner for twelve weeks, and then their diets were switched to high-fat or high-carbohydrate diets for an additional thirty six weeks. The swine were sacrificed and blood and tissue samples were taken to measure markers of inflammation, including serum insulin, non-esterified fatty acids, total cholesterol, glucose, and triglycerides. Serum insulin concentrations were not altered by diet or sex. Serum non-esterified fatty acid concentrations were not significantly altered by diet, but females had significantly higher concentrations than did males ($p=0.049$). Serum total cholesterol, glucose and triglyceride concentrations were also not significantly different across the two experimental diets for both sexes. However, females did have significantly elevated triglyceride concentrations with the high fat diet when compared to females on the restricted diet ($p=0.01$).</p>			
Results achieved to Date/Plans	<p>Director Startup: These funds provided salary support for the Nutrition and Wellness Research Center, partially or fully supporting the following positions: interim director and interim associate director of NWRC, director of clinical research and community outreach, administrative specialist, and stipends for several graduate research assistants conducting research for NWRC-administered projects.</p>			

Iowa State University	Project	Project Allocation	Allocated Dollars FY 2007	Allocation expended as of 6/30/2010
Margit Mann	Biosecurity Proposals	Project allocation	\$450,000	\$450,000
Results achieved to Date/Plans	Earlier trials had suggested the inhibitory substance in CDS is of low mol. wt. We prepared more test materials from Lincoln Way Energy and designed an experiment to determine the relative size (Mol. Wt.) of the substance(s) responsible for the <i>Salmoneella</i> inhibition. We analyzed some of the CDS, then lyophilized the retentate to reduce its volume. This material was tested against <i>Salmoneella</i> in the Bioscreen and compared with undiluted CDS. The data show that CDS after dialysis has no effect on the growth of <i>Salmoneella</i> . This material was analyzed vs. distilled water in dialysis tubing with a molecular weight cut-off (MWCO) of 3500, so the material responsible for the inhibition must have a mol. wt. of <3500 most likely. In this experiment, 2 additional levels of CDS (0.1 to 0.01 µg per Bioscreen well) were used. There was inhibition by undiluted CDS (CDS0), and the inhibition shows a dose response. However, the extent of inhibition by CDS0 was not as great as has been observed in the past. This suggests that the amount of the inhibitory material in CDS varies from batch to batch. This may be explained by that IWSI has modified their process somewhat which will affect the levels of inhibitory substances in CDS. For the lower-molecular-weight material project, using the electronic system offered through GlobalVet, Inc., we created 83 Iowa Preprocessing Certificates representing 1414 animals. These certificates were created by an veterinary practices. From those users, feedback was collected by GlobalVet, Inc. for improvements to the preprocessing certificate application. GVT, staff is currently working on development and testing for an updated version of the product to be released in the first quarter of 2010. The majority of the updates focus on improving the user interface for a more intuitive user experience.			
Results achieved to Date/Plans	Meadowlark Starling Larvae of the corn rootworm (CRW) (<i>Diatraea spp.</i>) injure maize roots through their feeding activity, completely destroying some roots and leaving others with extensive epidermal and cortical damage. We hypothesized that the roots of plants with CRW injury will be more intensively colonized by soilborne fungi, including root and stalk rot pathogens. In 2007 and 2008, we planted maize hybrids in fields where high populations of CRW had been encouraged through the use of trap crops. Hybrids genetically engineered with different genes for CRW resistance were compared to their near-isogenic CRW-susceptible counterparts in replicated plots in each of three locations (Mead, ILL, Ames, IA, Crawfordsville, IA, USA) in 2007 and two locations (Mead and Crawfordsville) in 2008. We measured CRW injury (0.3 weekly injury index) and Fusarium colonization (by dilution plating and quantitative PCR) in mid to late July and again in mid September, and recorded the incidence of stalk rot symptoms in plants collected randomly from each plot. CRW injury was severe in susceptible hybrids, especially at the Mead location in 2007 and Crawfordsville in 2008, with scores averaging ~2.0. Trasnomic hybrids showed moderate to high levels of resistance, with average scores <1.0. Several Fusarium species were isolated from roots, including <i>F. verticillioides</i> , <i>F. proliferatum</i> , <i>F. semitectum</i> , and <i>F. graminearum</i> . Dilution plating showed that colonization by all Fusarium species was higher in CRW-susceptible hybrids exceeded that of their CRW-resistant counterparts for locations with severe CRW feeding injury, although results for individual plants were highly variable. Several of the observed Fusarium species are stalk rot pathogens and CRW-susceptible hybrids also had more severe symptoms of stalk rot than resistant hybrids. However, quantitative PCR results from roots and stalks did not demonstrate consistent differences in colonization by <i>F. verticillioides</i> and <i>F. graminearum</i> between CRW-susceptible and CRW-resistant hybrids. These results indicate that root colonization by Fusarium species in the presence of CRW is suppressed by CRW resistance, but the effect is dependent on the species of Fusarium. Furthermore, stalk quality is improved in CRW-resistant hybrids under these conditions, but the difference could not exclusively be attributed to <i>F. graminearum</i> or <i>F. verticillioides</i> .			
Margit Mann	Biosecurity Proposals	Infrastructure allocation	\$341,475	\$341,475
Results achieved to Date/Plans	College of Agriculture: Funding was approved for construction of a field building erected in FY07. The building is being used primarily by a new Inmate-truck facility member for field research on soybean pathogen. Dattle fields were assessed in making improvements in critical infrastructure to the BioCentury Research Farm to enhance research and development capabilities in biomass production and conversion to biofuels and bio-based products. These improvements include: installing gas and electric services to the Biomass Preparation Building; transporting a large autoclave and processing kettle located by Contractor, a division of Johnson R. Johnson, for the Fermentation Area of the Biomass Conversion Building; purchasing and installing job cranes for the Fermentation Area and Thermodynamic Area; purchasing and installing a control system for the chiller in the Biomass Conversion Building; installing compressed gas cylinder storage area; purchasing fuel cells for a 1,000-L fermenter purchased with a USDA grant; installing emergency gas shutoff valves for laboratories; installing Etox boxes as required by the Boone County Fire Department; installing 500-L and 1,000-L fermenters purchased with USDA grants; installing the autoclave; installing a 20-gal high-pressure reactor in the Bioprocessing Area; purchasing a welding shop flame hood; improving site drainage; constructing concrete access pads; purchasing an autoclave information station; and asking gravel topping to the parking area.			
Results achieved to Date/Plans	College of Vet Med: A small allocation was made to the College of Vet Med to assist in building a biosecurity level 3 (BSL3) modular research facility. Construction is currently underway on this laboratory. It is needed because many of the infectious disease agents of major and emerging concern are extremely virulent, highly contagious, and highly regulated, making their study problematic and requiring high-level containment. Thus, Iowa State University's lack of adequately equipped BSL3 laboratory and animal facilities is a major limiting factor that prevents our expanding research efforts in this area, strongly curtails our competitiveness for biosecurity research funding, and hampers our abilities to adequately deal with emerging disease threats of interest to Iowa and the world.			
Results achieved to Date/Plans	DORS (Dustfall Diesel Oxides with Solubles) and CDS (Condensed Dustfall's Solubles or "Symp") were obtained from Lincoln Way Energy, Newark, IA. Extracts (25% w/v) of DORS were prepared by steaming for 2 hrs @80°C in water or 20% (v/v) ethanol. The liquid portions of the extracts were recovered by vacuum filtration through Whatman #1 filter paper, concentrated to syrup by rotary evaporation at 60°C, then adjusted to pH 7. Ethanol lost during the evaporation step was replaced to a final concentration of 20% (v/v). Extracts were filter sterilized through 0.2 µm filters, then tested for anti-microbial activity against <i>Escherichia coli</i> O157:H7, <i>Listeria monocytogenes</i> , <i>Salmoneella</i> , sp., and <i>Shigella flexneri</i> strains. Tests were done on the Bioscreen Growth Curve instrument in replicates of five. <i>S. aureus</i> and <i>L. monocytogenes</i> were not inhibited by the extracts. It is likely that nutrients in the extracts stimulate these bacteria, resulting in improved growth. With <i>E. coli</i> O157:H7, slight inhibition was observed with aqueous extracts, inhibition was greater in ethanol extracts. <i>Salmoneella</i> , sp. was moderately inhibited by aqueous- and ethanol extracts. Viability tests showed that the DORS extracts did not kill the cells, so their effects are bacteriostatic, not bactericidal. CDS (symp) was also tested with similar results. With <i>E. coli</i> , only slight inhibition was observed, and then only with the highest doses of CDS. With <i>S. aureus</i> and <i>L. monocytogenes</i> , low doses of CDS produced slight inhibition; however, when the dose was doubled, growth was stimulated. Like DORS extracts, CDS may contain nutrients that improve the growth of these organisms. <i>Salmoneella</i> , sp. was more sensitive to CDS than the other bacteria. Dr. Scott Hart continues to work with GlobalVet, Inc. on the on-line traceability of food animals. Prior work has focused on beef cattle. While that work continues, the project is now expanding to include swine.			
Iowa State University	Project	Project Allocation	Allocated Dollars FY 2007	Allocation expended as of 6/30/2010
Max Rothchild	Animal Systems Proposals	Project allocation	\$579,000	\$579,000
Results achieved to Date/Plans	Max Rothchild: This grant uses the pig as an animal model to predict bone disorder predisposition in pigs and humans. In this work, 214 genes affecting skeletal development and mineral metabolism were chosen and a total 435 SNPs were detected in 146 genes and these SNPs were deposited to dbSNP (Accession numbers: us6032040.us6032015). Five Separation's genotyping multiple-plexes were developed involving 172 SNPs. We excluded SNPs with no calls, monomorphisms, multiple indels, MAF less than 5% and a call rate less than 85%. 119 SNPs from 95 genes were successfully genotyped for 2666 commercial pigs which were scored for 17 traits describing various leg and feet and conformation conditions. Association analyses between SNPs and individual scoring traits, and principal components (PCs) were completed using SAS package. A number of genes were found to be significantly associated with the various leg traits. Planning of <i>in vitro</i> functional studies on bone marrow culture system is being conducted for important genes. A second grant was received from the National Pork Board to do much larger scale association work, called whole genome association analyses. To do this, the Illumina Porcine Bead Chip with over 50,000 SNPs is being used. Genotypes were taken on a total of 800 animals and the analyses of these are now underway. SNP quality appears to be good and we are reviewing genotypes. It is hoped that will help point to gene pathways affecting bone health in pigs and humans. Analyses will be conducted to examine associations. Funding for the project has now been completed. Platform leader Rothchild has met with new groups concerning expanded commercial activities in Iowa and two companies are starting up.			
Results achieved to Date/Plans	Matthew Ellsworth: Work supported aims to develop biomedical research in (1) neurology and (2) ophthalmologic diseases which capitalize on ISU strengths in large animal biomedical models. Substantial progress was made at the research or translational level. A review of specific goals follows: Neurology/Condition: Alzheimer's 1. Develop an enzyme fusion capable of crossing the blood brain barrier. Work continues on this project which has yielded a patent application for the recombinant fusion protein which will likely generate interest from specific biopharmaceutical company for the production of a therapeutic product to treat MPE (III). 2. Further characterize and maintain a feline congenital glaucoma model. This model continues to be maintained and used to characterize this spontaneous and unique model for one of the world's leading causes of blindness. This model is the subject of an awarded grant to Dr. Oki M.L. Elias, Univ of WI. In conclusion, this award has helped in the securing of ~\$1,000,000 in direct competitive external grant funds. Additionally over 10 abstracts, invited presentations, and peer reviewed publications were generated. Finally one patent disclosure is proceeding, associated with work done as part of this platform grant.			

	Results achieved to Date/Plans	Heather Crossley, Dr. Molly Murphy, the post-doc supported by these funds is continuing to collect data on the impact of animals that we intended for that study at the National Animal Disease Center (a collaborator on this project) have been at pre-clinical stages of disease. We have begun to analyze some of the data gathered in the pre-clinical period. The data is quite noisy as it is gathered in "field-conditions". The first animals (which were inoculated with a more aggressive isolate of the disease) have succumbed to illness and tissues have been collected. Data collected by Dr. Murphy will be used as preliminary data in a proposal to NIH (Characterizing natural pathology associated with transmissible spongiform encephalopathies). Target submission date has been delayed (now target is June 2010). Data from the earliest animals that succumbed to disease will be used as preliminary data for the upcoming NIH proposal, and will be the first manuscript to come from this project.			
	Results achieved to Date/Plans	John Sporko: This study evaluated the effects of high-carbohydrate versus high-fat diets on inflammation located in adipose and skeletal muscle of pigs which we genetically predisposed to obesity. Treatment/Outcome: cows were housed in an Iowa State University facility and our experimental animal caretaker rotated the daily feeding and care of the pigs. The cows were divided into two experimental groups, one of which was allowed to eat an experimental obese diet w/tilamycin. The second group was restricted to a quantity of commercial feed that maintained their body weight but did not promote weight gain. The cows were fed in this manner for twelve weeks, and then their diets were switched to high-fat or high-carbohydrate diets for an additional thirty six weeks. The cows were sacrificed and blood and tissue samples were taken to measure markers of inflammation, including serum insulin, non-esterified fatty acids, total cholesterol, glucose, and triglycerides. Serum insulin concentrations were not altered by diet or sex. Serum non-esterified fatty acid concentrations were not significantly altered by diet, but females had significantly higher concentrations than did males (p=0.0489). Serum total cholesterol, glucose and triglyceride concentrations were also not significantly different across the two experimental diets for both sexes. However, females did have significantly elevated triglyceride concentrations with the high fat diet when compared to females on the restricted diet (p=0.01).			
	Results achieved to Date/Plans	Diane Mowdy Sporko: Funds have been used to establish a research program studying the genetic and physiological regulation of energy balance in dairy cattle. This program currently has two primary focus areas: (1) Genetic regulation and genomic selection of energy balance traits in dairy cattle. USDA/NSF funding has been awarded to evaluate genotype from a panel of 50,000 of bovine single nucleotide polymorphisms (SNP) and determine associations with multiple traits relating to energy balance in lactating dairy cows. This is a collaborative project with the Scottish Agricultural College (SAC). To date, genotypes have been determined for 300 animals representing the SAC population, and phenotypic data are currently being collected on at the ISU Dairy. This project will evaluate genotype and phenotype from a total of 800 cows. (2) Integrated regulation of lipolysis by perlepin, adipose triglyceride lipase, and C/EBP- β in dairy cows. We are studying the physiological regulation of energy balance by investigating novel proteins involved in regulating the mobilization of energy substrates from adipose tissue in lactating dairy cows. We have determined that the abundance of phosphorylated perlepin is correlated with indicators of lipolysis, and that the abundance of adipose triglyceride lipase is greater in cows in mid lactation compared to early lactation. Our continued investigation of these proteins will expand our understanding of the regulation of energy mobilization in response to negative energy balance in dairy cows. To date, this research has resulted in the presentation of two abstracts and a manuscript (in press), and is supported by funding from USDA/NSF.			
Max Rothchild	Animal Systems Proposals	Infrastructure allocation:	\$47,000	\$47,000	
	Results achieved to Date/Plans	Matthew Ellsworth: This infrastructure award was used to renovate large animal research housing facilities in Ridge Hall. These facilities and the animals housed therein have been instrumental in securing over 1,000,000 in extramural funding, one patent application, and over 10 publications, abstracts, or presentations since this award was made.			
Iowa State University	Project		Allocated Dollars FY 2007	Allocation expended as of 6/30/2010	
Jan Oliver	Information Technology	Project allocation:	\$550,000	\$550,000	
	Results achieved to Date/Plans	<p>To help foster the cross-disciplinary research needed to address today's complex challenges, in mid-2007 CI established openings for five research support positions. Each member center of the CI agreed to a 1:1 match to support these term-limited, full-time positions which can take the form of post-doctoral researcher, research assistant, graduate student, or visiting professor, depending on the nature of the candidate and the needs of the CI. The CI research support positions were targeted at the following broad technical area:</p> <ol style="list-style-type: none"> 1. High-performance computing 2. Data Mining, information integration, semantic web 3. Visualization 4. Information assurance/network modeling 5. Information infrastructure and sensor network applications <p>CI research support personnel hired to date include:</p> <ul style="list-style-type: none"> 1) Vijay Kalivayappu (post doc) - Visualization, virtual reality, emerging interfaces and optimization 2) Julie Franck (post doc) - Information security, networking 3) Ashwin Ganapate (visiting professor) - Information infrastructure 4) Jaroslaw Zola (post doc) - High performance computing 5) Li Xie, Norey Kord, and Kewei Tu (graduate students) - Information integration <p>In August 2009, CI member center the Virtual Reality Applications Center (VRAC) hosted a visit by Senator Chuck Grassley's Ambassador's tour. More than 100 ambassadors from around the world visited the VRAC to learn about ongoing research in emerging interface technologies and VRAC's associated graduate program in Human Computer Interaction. Also, two startups, one a resident of CI's Technical Collaboration Facility at ISU's Research Park, described how ISU research is being translated into the market place.</p> <p>In September 2009, the CI, in cooperation with ISU's Pappalardo Center for Entrepreneurship co-organized and sponsored the first annual conference focused on the future of distributed IT, called "Get Your Head in the Cloud: Conference on Cloud Computing." The two-day event was comprised of three sessions aimed at different community stakeholders:</p> <ul style="list-style-type: none"> • The conference opened on the morning of September 24th with an open forum focused on the research and academic community. • In the afternoon of September 24th, an invitation-only session (limited to a small group of central Iowa's IT leadership) explored the cloud's potential impact on existing business models as well as the opportunities it affords new ones. • On the morning of September 25th, the conference concluded with a session, open to all, focused on the tactical technical issues associated with getting started on the cloud. <p>The featured speakers/facilitators for all of the sessions were Jeffrey Barr, Web Services Evangelist for Amazon, and Dennis Qian, Director of Development, Autonomic Computing, IBM. Both speakers paid for their travel and accommodations. The opening session was held in Lee Liu Auditorium in Howe Hall and attracted more than 150 attendees. The invitation-only session was held in the board room at the CI's Technical Collaboration Facility in the ISU research Park and was attended by about 20 IT leaders from across the state. The final open technical session was held in the CP&E Event Center adjacent to the CI Technical Collaboration Facility and was attended by more than 100.</p> <p>"Get Your Head in the Cloud" was free to attend and open to the public. In addition to hosting and support by the ISU's Research Park and CyberInnovation Institute, co-sponsors of the event included the Ames Chamber of Commerce, Iowa State University's Office of the Vice President for Research and Economic Development, the Des Moines Partnership, the Iowa Department of Economic Development and the Technology Association of Iowa.</p> <p>In May 2010, CI member center the Virtual Reality Applications center hosted the 2nd ANSMI World Conference on Immersive Virtual Reality (WVR2010), a three-day international conference that drew more than 200 attendees from 15 countries and featured a keynote address by Professor Robert Wenzel from the Technical University of Delft in the Netherlands describing his work in tangible interfaces for design.</p>			
Jan Oliver	Information Technology	Infrastructure allocation:	\$1,068,800	\$1,068,800	
	Results achieved to Date/Plans	<p>By encouraging partnerships, CI nurtures new synergies among faculty, students, industry leaders, and entrepreneurs to create an entrepreneurial culture that fosters connections and opportunities. This vision motivated the creation of a space that encourages collaboration and community. To date, five companies have located at the CyberInnovation Technical Collaboration Facility, building on CI's commitment to economic development in the state of Iowa. Our industry partners now include:</p> <ul style="list-style-type: none"> • Entrepreneurial teams: <ul style="list-style-type: none"> o New entrepreneurial clients since January include: <ul style="list-style-type: none"> 1) Measure Inc., a design company focused on new media communications 2) Shifted, an Iowa start-up focused on storage and transportation logistics for bio-fuels 3) Complementing our existing entrepreneurial clients: <ul style="list-style-type: none"> 1) Adapt Data Solutions, online issues tracking software (http://www.adaptis.com/) 2) PvalPartner, a developer of web-based simulation tools for manufacturing automation 3) Imation Games, a new computer game company 4) Mark Enterprises, a video and sound editing company 5) Visual Medical Solutions LLC, a company that is developing technology for medical personnel to easily visualize and interact with 3-dimensional images of patients' complex internal systems, helping them plan and prepare for specific operations o Start-ups terminating their agreements with CI (both due to closure of business): <ul style="list-style-type: none"> 1) Clearlighted, which designs and develops intelligent tutoring systems software to change the ways that future computer-based learning is done 2) King Low Studios, a custom animation company. • Members: <ul style="list-style-type: none"> o Unfortunately, our only industry member, Deere and Company elected to not renew its CI membership in January 2009, citing the difficult economic climate. However, since Fall 2008 we have formalized CI's Industry Research Membership Program (IRMP) with official By-Laws and streamlined the contracting process. In addition we have commitment from ISU's Industry Relations team to help re-market the membership program during 2009-2010, and are confident that, with the improving economic outlook, it will be successful. <p>These partnerships build on CI's commitment to economic development in the state of Iowa. Start-up companies share resources (such as the copy machine to student interns) and network across with other startups as well as larger IT companies. Overall these resources ease the start-up process by providing a space to collaborate on the challenges in commercializing new technologies.</p> <p>As an educational, training, and research resource, the CI Technical Collaboration Facility also houses the Information Assurance Center's (IAC) Internet Event Node and Attack Orientation Environment (ISAOE). IAC personnel work with regional high schools and local industry leaders to sponsor programs to engage high school and undergraduate students in IT. IAC also sponsors training short courses for industry, both at CI, and remotely, with a mobile system.</p> <p>Current ISAOE projects include:</p> <ul style="list-style-type: none"> • MapFlow, a graphical simulator of the Iowa Communications Network that can be dynamically attacked, crippled, or modified to research the effects of a catastrophic failure of the network. • ISU-Cyber, a portable ISAOE that can be used to create a virtual copy of a network for testing. The first remote information security industry workshop was held in Omaha in June using an ISU-Cyber. • National and local Cyber Defense Competitions, and • IT Advantura, a program to motivate high school students to pursue a career in IT. <p>For more information about the new and ongoing activity at CI, visit our web site: www.cyberinnovation.edu</p> 			

<p>Results achieved to Date/Plans</p>	<p>College of Liberal Arts and Sciences: In our major research effort, we have been using dynamic nucleation theory Monte Carlo to examine small water clusters and small nitric acid clusters and small sulfuric acid clusters using ab initio methods – their reaction rates, energy distributions and properties. In our quest to reduce the number of quantum mechanical evaluations, we have continued development of a method to scale configurational probability distributions obtained at high temperatures to lower temperatures without any additional evaluations. These results are currently being reviewed for an article in the Journal of Physical Chemistry A. In addition, we have had two papers accepted in the overall methodology and parallel algorithms used in the research.</p> <p>In addition, we have continued to make significant inroads into the computational science of component development. On the component front, we have been tackling the complex issue of developing components for interoperability of integral codes between three computational chemistry codes, NWChem, GAMESS and MPQC. While the final testing is still in progress, the interfaces have been defined and the interfaces have been implemented. We have also continued to develop new components for combined quantum and molecular mechanics computations. These components have been tested with the NWChem framework and a paper has been submitted.</p> <p>In collaboration with George Kiss, an experimentalist at ISU, we have been performing calculations on the selective reduction of 4,6-dimethylbenzocyclohexanone dimethyl ether. The calculations are successful in predicting the products produced from the several reactions of interest and in explaining the steric hindrance effect of the methyl groups. This work is in the final preparation stage for submission to the Journal of Organic Chemistry.</p>						
<p>Results achieved to Date/Plans</p>	<p>College of Engineering: No update received, previous report. These funds were used as part of a startup package where the equipment has been in place for approximately 1.5 years.</p> <p>The Fluorescence-1 is a highly sensitive fluorescence fluorometer which we use to formally characterize fluorescent nanoparticles synthesized in our laboratory. It is a workhorse piece of equipment and invaluable to our research. Recently, it has been used to study protein-protein interactions using fluorescence resonance energy transfer (FRET) where quantum dots donate energy to nearby fluorescent dyes. The emission spectrum provides quantitative distance and orientation information about the associated biomolecules. This is a capability that is greatly enhanced through the use of this instrument.</p> <p>The mini autoclave is an integral part of the Unilab glovebox system which allows us to safely handle air-sensitive precursor materials such as diethyl zinc. The autoclave is absolutely necessary for transferring materials into and out of the glovebox system. We use the glovebox daily in our work.</p>						
<p>Results achieved to Date/Plans</p>	<p>Jim Allmon, Startup: 1) Five professors within the department (more than 20% of our total faculty) are using the system for archival and backup data storage as well as for routine IT applications tied to individual research and departmental operations. In addition, our department's staff communications specialist also uses the system primarily for large-scale photo and video archiving and retrieval (i.e., see item #4 below).</p> <p>2) One of these professors (i.e., Charles Johnson) is in charge of the CUIE department's distance education (DE) initiative, and according to the server as the department's DE-related course file storage repository. A related highlight point on this account is that our department's DE activities represent one of the most rapidly evolving college-level DE operations, with rapidly expanding course offering and enrollment changes, and the use of this server plays a strategically critical role with local hosting of course materials.</p> <p>3) Yet another professor using this system (i.e., David White), uses the server for high-level storage of data tied to his world-class initiative in geoscientific engineering. In this case, Dr. White is also studying the parallel use of this server as a repository for real-time data acquisition via on-site sensors tied to intelligent compacting technologies coupled with in-field geotechnical equipment.</p> <p>4) This server is also used as the primary storage site for all departmental photographs and videos taken during routine student, faculty, and staff events. This information is then used for both developing both print and web-based materials.</p>						
<p>Results achieved to Date/Plans</p>	<p>Jaeyoun Kim, Startup: The research focuses on a novel plasmonic waveguide structure for future applications in photonic integrated systems. Plasmonic waveguides are attractive for their ability to confine electromagnetic waves on subwavelength scale, which is not possible in purely optical waveguides. Numerous plasmonic waveguiding structures have been demonstrated. Many of them require, however, extremely small feature size or high aspect ratio which makes their implementation prohibitively difficult. We invented a new plasmonic waveguiding structure called "quasi-explorer plasmonic waveguide (QCPW)".</p> <p>The results of 2D numerical studies reveal that QCPW has many desirable characteristics: (1) The fabrication QCPW involves only standard lithographic and deposition processes; (2) It supports a wide range of wavelength, especially the important "telecommunication bandwidth"; (3) The size of propagating modes is far below wavelength scale; (4) The tolerance of the modal characteristics to the fabrication imperfection is good. These 2D results are published and presented [2,4].</p> <p>Since the QCPW structure is partially open in lateral directions, its performance in "perturbed 3D operations", such as propagation through waveguide bends or couplers, needs to be confirmed with 3D simulation. The results show that (1) 2D mode analysis and 3D propagation simulation results match well each other; (2) The coupling between QCPW becomes negligible when the waveguides are separated by more than 300 nm; (3) The bending loss becomes negligible when the bend radius becomes greater than 8 microns; (4) The QCPW supports a new type of mode called the half-mode. It is useful for implementing plasmonic interferometers; (5) By covering part of the QCPW structure with metal films, we can increase the transmission through an ultracompact waveguide bends by a factor of 2. These results are published and presented in 2008 [1,3].</p> <p>In the 2nd half of 2008, we will seek the mechanism for bending efficiency improvement.</p> <p>A two-section glove box from Mfowas Inc. for research in organic and bioelectronics material, have also been purchased, which are sensitive to air and humidity.</p> <p>The Barrett WAM is a state of the art robot arm with 7 degrees of freedom in the arm and an additional 7 degrees of freedom in the hand. It is highly dexterous and has human-like grace and dexterity. Two WAM arms were purchased and they will be used to construct an upper-limb humanoid robot. The robot will be used to conduct cutting edge research in autonomous and developmental robotics.</p>						
<p>Results achieved to Date/Plans</p>	<p>ZJ Wang: The computer clusters purchased since 2.1 Wang joined ISU have been critical in establishing his research program at ISU. Newly all of his externally funded projects have used these clusters, and thus significantly improved the competitiveness of his grant applications. These clusters also enabled large-scale CFD computations to be carried out, thus providing understanding of physical phenomena previously out of reach due to a lack of computing facility. In addition, the clusters have also been an excellent tool for my students to develop and test parallel computing codes.</p>						
<p>Results achieved to Date/Plans</p>	<p>Andrew Hillier: This equipment is for use on a US Department of Energy project that Dr. Hillier is working on with Drs. Keith Woo and Bob Angello (Chemistry). It is an instrument designed to measure gas products from the electrochemical reduction of carbon dioxide.</p>						
<p>Results achieved to Date/Plans</p>	<p>Iowa State University</p>	<p>Project</p>	<table border="1"> <tr> <td>Allocated Dollars FY 2007</td> <td>Allocation expended as of 6/30/2010</td> </tr> <tr> <td>\$100,000</td> <td>\$100,000</td> </tr> </table>	Allocated Dollars FY 2007	Allocation expended as of 6/30/2010	\$100,000	\$100,000
Allocated Dollars FY 2007	Allocation expended as of 6/30/2010						
\$100,000	\$100,000						
<p>Results achieved to Date/Plans</p>	<p>Advanced Manufacturing Project allocation:</p>						
<p>Results achieved to Date/Plans</p>	<p>This project is designed to help businesses and companies improve logistics of their supply chain and provide training about new ideas in product design and production.</p>						
<p>Results achieved to Date/Plans</p>	<p>CITAS has completed a number of activities under the Battelle program focused primarily on improving supply chain management capabilities for Iowa manufacturers and supporting the development of engineering and technology within the Advanced Manufacturing sector.</p>						

University of Northern Iowa - as of December 31, 2010
 Battelle Appropriation

FY 2007 Battelle Appropriation

\$3,180,000 Board of Regents approved September 2006

Endowment/Salary Funding	\$1,000,000	completed
Infrastructure (RIIF and VIF)	\$1,360,000	completed
Platform	\$820,000	completed
Ethanol and Biodiesel Byproducts as Base Oils for Biobased Industrial Lubricants	\$120,247	completed
Development and Commercialization of a Foundry Binder System from Biobased Feedstock	\$71,512	completed
Robotics-enabled Detection of Biological Agents	\$136,875	completed
Commercialization of Protein Structure Prediction Technology	\$58,767	completed
Identifying Drought Tolerance Genes in the Reproductive Structure of Barley	\$169,997	completed
Commercial Computing Grids	\$64,933	completed
Commercialization of Leading Edge Particulate Removal Technologies	\$119,837	completed
Faculty/Student Collaboration on Commercializable Research	\$77,832	completed

University of Northern Iowa	Project	List of all Revenue Sources	Revenue Dollars	Board Approved for Programs/Projects	Amount of FY 2007 State Appropriations Expended as of 12/31/2010
	Endowment/Salary Funding	FY 2007 State Appropriations (Battelle)	\$1,000,000	\$1,000,000	\$1,000,000
Description of Project	Provide salary support for faculty members engaged in research projects with the potential for commercialization. Faculty members received support to work on 12 projects.				
Anticipated End Results	Undertake key recruitment, capacity building, and required investments to ensure rapid progress in the Battelle platforms.				
Results achieved	<p>Since 2006, faculty members received support to work on 12 projects. Seven of these projects were in the Biosciences. These funds supported 6 new faculty members whose primary research focused on creating new products related to the bioeconomy and advanced manufacturing. These funds were used to accelerate the establishment of their research programs of these key contributors to technology transfer. Funds were used to support new faculty on some of the research grants identified in Section 3, as well as for the following research:</p> <ul style="list-style-type: none"> • A "phase 2" orthotic insert for lower leg amputees. • A patentable neural network-based and other data-mining algorithms for mining Enterprise Resource Planning (ERP) databases. • The integration of UNI grapevine identification data with the international plant germplasm database. • Nanoscience basic and applied research. 				
University of Northern Iowa	Project	List of all Revenue Sources	Revenue Dollars	Board Approved for Programs/Projects	Amount of FY 2007 State Appropriations Expended as of 12/31/2010
	Infrastructure (RIIF and VIF)	FY 2007 State Appropriations (Battelle RIIF and VIF)	\$1,360,000	\$1,360,000	\$1,360,000
Description of Project	Renovation and equipping research laboratories used in Battelle projects.				
Anticipated End Results	Infrastructure to support research to discover genes for drought resistant crops and test bio-based foundry binders.				
Results achieved	<p>The status of the work for renovation and equipping research laboratories associated with the Battelle funds is complete. The following rooms and labs were renovated:</p> <ul style="list-style-type: none"> • Research Greenhouse • Greenhouse Research Lab • Greenhouse Research Cooler • Biology Room #107 • Biology Room #109 • Biology Room #109-A • Chemistry Room #111 • Chemistry Room #260 • Physics Room #001 • Physics Room #202 • Physics Room #302 				
University of Northern Iowa	Project	List of all FY 2007 Revenue Sources	Revenue Dollars for FY 2007	Board Approved for Programs/Projects	Amount of FY 2007 State Appropriations Expended as of 12/31/2010
	Battelle Platform (see 8 projects that follow)	FY 2007 State Appropriations (Battelle)	\$820,000	\$820,000	\$820,000
		FY 2007 Matching Funds (Other)	\$283,637		
		FY 2007 Matching Funds (Federal, Industry)	\$427,000		
Description of Project	UNI held an internal competition to select applied research projects with the greatest potential technology transfer and commercialization. With input from the Technology and Commercialization Resources Organization, 8 projects were funded. Thirty-two UNI undergraduate and thirteen graduate students participated in these research projects.				
	Project		Allocated Dollars FY 2007	Allocation expended as of 12/31/2010	
University of Northern Iowa	Development and commercialization of a Foundry Binder system from Biobased Feedstock	Platform allocation	\$71,512		\$71,512
Description of Project	Bioeconomy				
Anticipated End Results	The overarching goal of the UNI Metal Casting Center's research in foundry binder systems is to find bio-based substitutes for the current petroleum based binder systems that hold sand in the shape of a mold in which to cast molten metal. The new polymers would be much more environmentally friendly than their petroleum based counterparts.				
Results achieved	In November of 2008 the University of Northern Iowa applied for patents for two revolutionary new polymer adhesives developed at the university's Metal Casting Center and Center for advanced Bio-based Binders (MCC/CABBI). The new polymers are based on a byproduct of Iowa grown corn and a naturally occurring organic material. The bio-based foundry binders were licensed to a major binder manufacturer.				

University of Northern Iowa	Project		Allocated Dollars FY 2007	Allocation expended as of 6/30/2010
	Robotics-deployed Detection of Biological Agents	Platform allocation	\$136,875	\$136,875
Description of Project	Biodefense and Biosecurity			
Anticipated End Results	This project targets development of a universally deployable bio-agent sensor unit.			
Results achieved	In collaboration with partners from Dwyer Corporation and Advanced Automation, prototype design has been completed for the air-spore sampler. The prototype was tested for integrity and control by the industry partners, followed by additional tests using 'safe-strain' spores at UNL under BSL-2 conditions. The prototype-sampler and QCM-detector system was then tested for performance with Ames strain spores, under BSL-3 conditions. The spore-detector prototype worked pretty well against the real anthrax spores in preliminary, 'range-finding' tests. Licensing development for the technology developed with Battelle resources is in process. The principal investigator is presently working to secure further funding for the next detector version. The subsequent version will need to address some pressure fluctuations and produce a 'cleaner' signal.			
University of Northern Iowa	Project		Allocated Dollars FY 2007	Allocation expended as of 12/31/2010
	Commercialization of Protein Structure Prediction Technology	Platform allocation	\$58,767	\$58,767
Description of Project	Post Genomic Medicine			
Anticipated End Results	Develop novel and improved methods for computational protein structure determination from the sequence of amino acids, and commercialize a software package based on discovered innovations.			
Results achieved to Date	The research part of the project is now completed. The method for protein fold recognition (called UNI-FOLD), outlined in the Battelle grant proposal, has been implemented in Java programming language and extensively tested and benchmarked. A provisional patent application for UNI-FOLD was filed in July, 2008. A perfected patent application was filed in 2009. This technology is now part of UNI's technology transfer portfolio.			
University of Northern Iowa	Project		Allocated Dollars FY 2007	Allocation expended as of 12/31/2010
	Identifying Drought Tolerance Genes in the Reproductive Structure of Barley	Platform allocation	\$169,997	\$169,997
Description of Project	Advanced Food and Feed			
Anticipated End Results	Discover genes for drought tolerance in barley flowers that can be used to develop new lowa crops resistant to drought in the sensitive reproductive stage.			
Results achieved	Research on the response of the reproductive structures of barley to drought stress using the Barley1 GeneChip microarray has identified many drought-inducible genes. This includes genes for late embryogenesis abundant (LEA) proteins, dehydrins, heat-shock proteins, transcription factors, antioxidant genes, disease resistance genes, and genes involved in metabolism and maintenance of tissue water level. In addition, the data showed that the reproductive structures of barley (awn, hull, and developing grain) express different genes in response to drought. To verify whether the microarray data is accurate, researchers performed real-time polymerase chain reaction (real-time PCR) analysis using a few randomly selected genes. Real-time PCR confirmed results of the microarray study: genes that showed changes in expression in the microarray analysis also showed similar expression patterns in the real-time PCR analysis. Battelle-funded research is complete, but further research is needed to produce patentable results. Battelle support led to procurement of federal research support for next steps.			

University of Northern Iowa	Project		Allocated Dollars FY 2007	Allocation expended as of 12/31/2010
	Commercial Computing Grids	Platform allocation	\$64,933	\$64,933
Description of Project	Information Solutions			
Anticipated End Results	Create a High Performance Computing grid to provide academia and industry with accessible, secure, and scalable computing infrastructure. This statewide resource will provide a computing fabric needed to support new economic development in financial services, engineering and biotechnology in Iowa.			
Results achieved	The research team completed the creation of a High Performance Computing grid with the addition of general purpose graphics processing units (GPGPU/s). Adding this low-cost, high-performance computing environment to the high performance computing grid impacted the pricing possibilities for the project. It also greatly improved the ability to mine large databases. Upon completion, a use test was conducted, mining and compressing the state's LIDAR data with success. This project is complete and will be marketed for business use.			
University of Northern Iowa	Project		Allocated Dollars FY 2007	Allocation expended as of 12/31/2010
	Faculty/Student Collaboration on Commercializable Research	Platform allocation	\$77,832	\$77,832
Description of Project	Five teams of UNI faculty and students collaborated on research related to plant genetics, wireless mesh networks, nanotechnologies, and bio-based cutting fluids. See below for greater detail of each.			
Anticipated End Results	Two UNI faculty proposed to work with students to discover plant genes that would be used to develop plant-made pharmaceuticals and fungus resistant crops. Two UNI faculty proposed to work with students to develop a novel system for automatically reading utilities meters using wireless mesh networks. Three faculty teams will work with students to enhance the properties of materials used for novel nanoscale devices and miniaturization of components, to prove the utility of a novel laser interferometer for non-contact measurement of nanoscale surface vibrations, and to compare the performance of bio-based with petroleum-based cutting fluids during machining.			
Results achieved	<p>Fungus Resistant Crops: To study possible resistance to <i>Fusarium verticillioides</i> native prairie plants were exposed to the fungus and observed for resistance. These experiments resulted in identification of a single gene sequence thought to be involved in the resistance. The isolated gene shares similarity with an uncharacterized gene involved in drought stress in poplar trees. While this research began to help us understand the complex virulence of and plant resistance to <i>Fusarium verticillioides</i> there are many issues that need to be resolved beyond the scope of the funding provided by this award. Isolating and understanding genes that could confer resistance to crop plants will lead to increased productivity in new resistance cultivars.</p> <p>Wireless Networks for Automated Meter Reading (AMR): Multiple AMR prototype nodes were implemented, integrated and tested. Each AMR node consists of an AMR communication controller module, a kilowatt hour meter and several loads and forms an IEEE 802.15.4-compliant wireless mesh network based AMR system. The Battelle project supported lab testing and is complete. External funds are now being sought for single site mesh network deployment.</p> <p>Plant-made Pharmaceuticals: After establishing a new and more efficient <i>in vitro</i> regeneration system for hops (accepted for publication in <i>Acta Horticulturae</i> 2009), we worked on transforming hops with four genes to improve Xanthohumol content. Among those genes are two genes encoding pathway enzymes leading to Xanthohumol precursors and two genes encoding for transcription factor genes putatively involved in regulating pathway enzymes. All four genes have been customized and cloned in <i>Agrobacterium</i> binary vectors, licensed to us from VIB (Gent, Belgium). They harbor the GFP reporter gene for easy screening of transformants. Unfortunately initial plant transformations carried out in 2008/2009 (about 3000 explants transformed) have shown limited success for the following three reasons. First, workers were inexperienced and an unexpected high number of losses occurred due to tissue contamination. Furthermore, antibiotic selection had to be optimized to prevent overgrowth of <i>Agrobacterium</i>. Third, the vessels used regeneration of transformants were worn out (after three years of use and many rounds of autoclaving) and became sterile. Replacements were received from our collaborator, Hoopsteiner, Inc. The first two problems were resolved and new transformations utilizing the new antibiotic selection scheme were carried out with one of the transgenes. Results were promising but numbers of regenerants are still too low. Further transformations are needed, but the Battelle research is complete and new funding is being sought for phase two.</p> <p>Laser Interferometry: Researchers have demonstrated the ability to detect very minute vibrations of solid surfaces by laser interferometry. Specifically, they can detect, with no contact with the surface, the amplitude of vibrations to better than 0.5 nanometer. Nanoscale detection of surface vibrations has possible applications in early detection of miniature cracks and other surface defects. A patent has been filed. Researchers have also been able to excite and measure the resonance frequencies of a very small volume of fluid. The data yields the surface tension with no contact with the fluid. Our test measurements on pure water and a number of other fluids and mixtures are quite promising.</p> <p>Bio-based Cutting Fluid: Experimental studies have been conducted in CNC turning operations for turning high carbon and medium carbon alloy steels AISI 52100 and AISI 4140 by applying the soybean based cutting fluid and a petroleum based alternate. Through data collection and analyses in using different combinations of workpiece materials, cutter materials and cutting fluid conditions, the experimental study found in general the soybean-based cutting fluid is helpful and useful in smoothing workpiece surface and controlling inserts' flank wear. The performances of the soybean-based cutting fluid for some applications were equivalent to the petroleum-based, but for some applications one was better than the other. During the entire experimental test, no strange mist or smoke was generated or observed by the operator and the PH value of the soybean-based cutting fluid was mainly stable, which means the soybean-based cutting fluid is pretty stable. The researchers recommend that the soybean based cutting fluid can be used to substitute the petroleum based cutting fluids for turning medium and high carbon alloy steels as long as the composition and hardness of workpiece materials are similar to AISI 4140 and AISI 52100.</p>			

DEPARTMENT OF REVENUE



Iowa Department of Revenue

Director: Mark R. Schuling
Hoover State Office Building
Des Moines, Iowa 50319
www.state.ia.us/tax

November 24, 2010

Mr. Dick Oshlo
Director
Iowa Department of Management
State Capitol Building

Mr. Glen Dickinson
Director
Iowa Legislative Services Agency
State Capitol Building

Office of the Secretary of Senate
Iowa Senate
For the Joint Transportation, Infrastructure and Capitals Appropriation Subcommittee and the
Legislative Capital Projects Committee of the Legislative Council
State Capitol Building

Office of the Chief Clerk
Iowa House of Representatives
For the Joint Transportation, Infrastructure and Capitals Appropriation Subcommittee and the
Legislative Capital Projects Committee of the Legislative Council
State Capitol Building

Re: Department of Revenue SAVE appropriation

Dear Mr. Oshlo, Mr. Dickinson, and Members of the Legislative Committees:

Iowa Code § 8.57(6)(h) requires that each state agency that received an appropriation from the Rebuild Iowa Infrastructure Fund report annually the status of all ongoing projects for which an appropriation from the fund has been made. Please accept the attached report as the FY10 year end report as required by this section.

If you have any questions or further information is needed, please let me know.

Yours truly,

Mark Schuling
Director

**Secure an Advanced Vision for Education Fund
(SAVE)**

Amount of Appropriation: \$10,000,000

Iowa Code Section 423F.2 establishes the SAVE Fund under the control of the Department of Revenue. The SAVE Fund consists of the equivalent of one-sixth of the statewide sales tax, moneys appropriated to the fund and other moneys deposited into the fund. The purpose of the SAVE appropriation from the RIIF Fund is to provide supplemental school infrastructure funding to school districts that receive less than the state guaranteed amount per student for school infrastructure.

Funds appropriated to the SAVE Fund are distributed to school districts as provided by the formula in §423E.4. The SAVE RIIF funds are combined with pooled school infrastructure revenue generated from one-sixth of the statewide sales tax, so it is not possible to determine the amount of SAVE RIIF money allocated to any specific school district. However, a total of \$21,568,015 in combined SAVE RIIF (\$10,000,000) and pooled SAVE (\$11,568,015) funds were distributed to the following school districts.

School District	Distribution
ADAIR-CASEY	34,456.56
ADEL-DESOTO-MINBURN	3,423.55
AGWSR	56,074.81
A-H-S-T	30,927.30
AKRON-WESTFIELD	22,299.34
ALBERT CITY-TRUESDALE	664.84
ALBIA	102,198.60
ALDEN	3,445.05
ALLISON-BRISTOW	77,794.08
ANAMOSA	100,277.61
ANDREW	42,087.03
ANITA	175.53
APLINGTON-PARKERSBURG	194,435.14
ARMSTRONG--RINGSTED	21,923.60
AR-WE-VA	14,858.88
ATLANTIC	2,050.97
AUDUBON	107,295.67
BALLARD	2,963.51

BATTLE CREEK-IDA GROVE	9,076.15
BAXTER	45,232.47
BCLUW	67,970.47
BEDFORD	142,603.40
BELLE PLAINE	161,052.45
BELLEVUE	87,779.83
BELMOND - KLEMME	78,488.95
BENNETT	28,171.60
BENTON	447,710.35
BONDURANT-FARRAR	473.84
BOONE	180,862.49
BOYDEN - HULL	4,032.78
BOYER VALLEY	83,748.04
CAL	30,655.49
CARDINAL	7,746.35
CARLISLE	408,510.13
CENTER POINT - URBANA	120,457.51
CENTERVILLE COMM	61,704.93
CENTRAL	52,375.43
CENTRAL DECATUR	164,133.63
CENTRAL LYON	116,136.37
CHARITON	335,203.02
CHARLES CITY	112,269.40
CHARTER OAK-UTE	29,607.37
CLARINDA	119,632.79
CLARION-GOLDFIELD	110,883.04
CLARKE	91,384.59
CLARKSVILLE	95,144.54
CLAYTON RIDGE	66,106.17
CLEARFIELD	22,063.58
COLFAX-MINGO	103,298.73
COLLEGE COMMUNITY	79,056.60
COLLINS - MAXWELL	1,480.04
COLO - NESCO	102.42
COLUMBUS	264,751.57
COON RAPIDS-BAYARD	30,195.05
CORNING	7,547.01
CORWITH - WESLEY	2,917.38
CRESTON	573.03
DANVILLE	1,908.83
DAVIS COUNTY	151,801.02
DELWOOD	284.06
DENISON	132,702.36
DENVER	32,657.97
DES MOINES	92,239.48
DIAGONAL	8,503.27

DIKE - NEW HARTFORD	166,278.44
DOWS	17,430.75
DUBUQUE	6,647.97
DURANT	81,960.94
EAGLE GROVE	98,690.17
EARLHAM	116,108.28
EAST BUCHANAN	55,713.72
EAST CENTRAL	46,526.65
EAST GREENE	53,662.79
EAST MARSHALL	22,184.12
EAST UNION	3,676.39
EDDYVILLE-BLAKESBURG	15,759.05
EDGEWOOD - COLESBURG	48,558.91
ELDORA-NEW PROVIDENCE	1,168.61
ELK HORN--KIMBALLTON	35,998.05
EMMETSBURG	38,522.45
ENGLISH VALLEY	46,674.23
ESSEX	26,541.17
ESTHERVILLE LINCOLN	89,173.67
EXIRA	47,183.18
FAIRFIELD	1,006.27
FARRAGUT	10,183.40
FOREST CITY	138,825.49
FREDERICKSBURG	104.88
FREMONT	14,872.10
FREMONT - MILLS	39,160.46
GALVA-HOLSTEIN	6,269.58
GARNER - HAYFIELD	29,191.31
GEORGE-LITTLE ROCK	82,165.23
GILBERT	1,646.39
GILMORE CITY - BRADGATE	7,159.76
GLADBROOK - REINBECK	139,695.01
GLENWOOD	635,446.02
GLIDDEN-RALSTON	51,614.06
GMG	49,884.52
GRAETTINGER	13,370.64
GREENE	67,878.70
GRINNELL - NEWBURG	22,190.63
GRISWOLD	24,605.24
GRUNDY CENTER	121,978.25
GUTHRIE CENTER	107,199.90
HAMBURG	11,413.10
HAMPTON - DUMONT	152,303.35
HARLAN	189,532.33
HARMONY	89,380.23
HARRIS-LAKE PARK	11,709.55

HARTLEY-MELVIN-SANBORN	14,939.48
HIGHLAND	33,075.74
HINTON	23,495.84
HUBBARD-RADCLIFFE	1,505.63
I K M	39,231.36
INDEPENDENCE	139,374.45
INDIANOLA	1,143,722.58
INTERSTATE 35	248,528.59
IOWA FALLS	4,009.56
JANESVILLE	9,947.69
JEFFERSON-SCRANTON	157,038.08
JESUP	78,779.27
KEOTA	75,567.36
KINGSLEY-PIERSON	14,546.46
KNOXVILLE	76,263.24
LAKE MILLS	79,452.80
LAMONI	83,014.90
LAURENS-MARATHON	35,712.36
LAWTON-BRONSON	41.86
LE MARS	91,529.33
LENOX	86,251.83
LEWIS CENTRAL	4,172.36
LINEVILLE - CLIO	18,822.96
LISBON	6,668.17
LOGAN-MAGNOLIA	193,042.73
LONE TREE	4,488.42
LOUISA - MUSCATINE	129,968.16
LYNNVILLE - SULLY	46,676.24
MADRID	48,088.32
MALVERN	106,732.08
MANNING	8,614.19
MANSON NW WEBSTER	61,030.06
MAPLE VALLEY	36,202.43
MAQUOKETA	210,352.71
MAQUOKETA VALLEY	79,666.42
MARCUS-MERIDEN-CLEGHORN	542.43
MARSHALLTOWN	87,806.30
MARTENSDALE-ST MARYS	175,044.49
MELCHER-DALLAS	13,607.44
MFL-MAR-MAC	79,617.16
MIDLAND	36,083.14
MID-PRAIRIE	49,979.04
MISSOURI VALLEY	244,769.93
MONTICELLO	77,133.14
MORAVIA	16,818.59
MORMON TRAIL	57,001.99

MORNING SUN	67,290.02
MOULTON-UDELL	10,562.39
MOUNT AYR	62,113.05
MOUNT PLEASANT	160,551.85
MOUNT VERNON	771.86
MURRAY	17,610.91
NASHUA-PLAINFIELD	21,143.37
NEW LONDON	40,500.40
NEWELL-FONDA	22,820.62
NEWTON	389,816.03
NISHNA VALLEY	32,358.46
NODAWAY VALLEY	15,600.89
NORA SPRINGS - ROCK FALLS	23,274.42
NORTH CEDAR	198,307.07
NORTH CENTRAL	62,294.00
NORTH FAYETTE	111,591.44
NORTH IOWA	50,015.33
NORTH LINN	15,746.46
NORTH MAHASKA	34,141.79
NORTH POLK	410.75
NORTH TAMA	122,639.44
NORTHEAST HAMILTON	21,527.48
NORTHWOOD-KENSETT	77,193.50
NORWALK	779,554.39
ODEBOLT-ARTHUR	26,959.81
OELWEIN	166,008.38
OGDEN	57,566.13
OLIN	17,598.03
ORIENT - MACKSBURG	15,061.87
OSAGE	51,297.49
OSKALOOSA	158,561.22
PANORAMA	145,960.70
PATON-CHURDAN	28,816.39
PEKIN	142,806.42
PELLA	92,199.08
PERRY	4,937.04
PLEASANTVILLE	53,038.60
POCAHONTAS AREA	69,904.83
POMEROY-PALMER	30,219.98
POSTVILLE	13,497.87
PRAIRIE CITY - MONROE	117,034.62
PRAIRIE VALLEY	19,961.58
PRESCOTT	1,135.86
PRESTON	47,658.32
RED OAK	199,191.35
REMSSEN - UNION	17,377.26

RICEVILLE	7,361.86
RIVER VALLEY	589.28
ROCK VALLEY	670.49
ROCKWELL CITY-LYTTON	71,424.01
ROLAND - STORY	2,160.67
RUDD-ROCKFORD-MARBLE ROCK	37,430.50
RUTHVEN-AYRSHIRE	13,067.80
S E WEBSTER	10,441.88
SAC	38,938.64
SAINT ANSGAR	43,603.39
SCHALLER-CRESTLAND	34,781.77
SCHLESWIG	21,273.19
SENTRAL	503.56
SEYMOUR COMMUNITY	39,115.98
SHEFFIELD CHAPIN MESERVEY THORNTON	34,701.11
SHELDON	21,931.16
SHENANDOAH	106,423.76
SIBLEY-OCHEYEDAN	163,211.58
SIDNEY	13,717.41
SIGOURNEY	160,617.53
SIOUX CITY	4,585.48
SOUTH HAMILTON	58,446.28
SOUTH PAGE	23,851.42
SOUTH TAMA	366,837.60
SOUTHEAST POLK	2,071.19
SOUTHEAST WARREN	191,011.76
SOUTHERN CAL	71,283.46
STANTON	31,993.80
STARMONT	70,798.27
STRATFORD	15,269.80
SUMNER	36,112.16
TERRIL	55.00
TIPTON	176,829.75
TITONKA	241.38
TREYNOR	2,391.97
TRI-CENTER	69,224.19
TRI-COUNTY	80,833.34
TRIPOLI	25,891.44
TURKEY VALLEY	16,870.51
TWIN CEDARS	17,559.94
UNION	150,232.93
UNITED	25,558.16
VALLEY	56,847.85
VAN BUREN	172,709.29
VAN METER	16,847.11
VENTURA	700.22

VILLISCA	55,497.18
VINTON - SHELLSBURG	509,946.36
WACO	35,901.01
WALL LAKE VIEW AUBURN	45,003.69
WALNUT	2,774.01
WAPELLO	247,284.49
WAPSIE VALLEY	57,873.19
WASHINGTON	91,099.78
WAVERLY - SHELL ROCK	160,065.34
WAYNE	103,108.06
WEBSTER CITY	122,051.37
WEST BEND - MALLARD	16,525.19
WEST BRANCH	140,059.51
WEST CENTRAL VALLEY	111,545.19
WEST DELAWARE	164,098.11
WEST HANCOCK	25,814.06
WEST HARRISON	141,247.11
WEST LIBERTY	5,912.80
WEST LYON	125,330.36
WEST MARSHALL	15,136.85
WEST MONONA	76,276.04
WESTERN DUBUQUE	29,485.27
WESTWOOD	5,527.01
WHITING	22,455.02
WILTON	24,720.29
WINFIELD - MT. UNION	38,502.64
WINTERSET	457,893.30
WODEN - CRYSTAL LAKE	5,496.82
WOODBINE	130,263.77
WOODWARD-GRANGER	4,681.26
Total:	21,568,015.00
Count:	278

SECRETARY OF STATE

Voting Equipment Paper Trail Funding Report – February, 2010

The 82nd General Assembly passed legislation that required all counties to have a paper ballot voting system to ensure that Iowa has a true “voter-verifiable paper trail”, and that it meets the requirements of the Iowa Law and the Help America Vote Act (HAVA).

The DRE (direct record electronic) voting equipment was determined to be not legal in Iowa, and therefore the VVPAT attachments, funded with \$2,000,000 in 2007 were no longer viable.

The \$2,000,000 from 2007 was carried forward to be used in 2008 to assist counties in purchasing the Automark voter assist terminal (VAT) for use by persons with disabilities.

The two voting equipment vendors certified in Iowa were contacted about replacing equipment, trade-in value and any other pertinent matters – they are Premier Election Systems and Election Systems and Software (ES&S)

As of the 2008 General Election, all counties in Iowa were compliant with Iowa law and had optical scan voting systems with the Automark VAT as the disability component.

Following is a summary of the funding sources for this equipment:

Total Cost of new equipment for all 99 counties		\$9,759,095
Quantity discount – Premier		(250,000)
Credit for trade-ins – Premier		(455,100)
Lease Credit for Linn, Story and Black Hawk Counties		(428,000)
Credit for trade-ins – ES&S		<u>(32,230)</u>
	Subtotal	\$8,593,765
HAVA funds available for voting equipment purchase:		
HAVA funds allotted to Linn County		(758,380)
HAVA funds allotted to Black Hawk County		(484,873)
HAVA funds allotted to Story County		(375,133)
HAVA funds not otherwise allocated		<u>(135,499)</u>
		(\$1,753,885)
	Subtotal	\$6,839,880
2007 Legislative Appropriation		(\$2,000,000)
Additional State Funding	Subtotal	\$4,839,880
HAVA match for 2008 requirements payment		<u>61,000</u>
	TOTAL	\$4,900,880

Payment was made to the two voting equipment vendors between 9/18/08 and 1/16/09. This project is complete, and all funds are expended.

STATE FAIR AUTHORITY

**Iowa State Fair
Infrastructure Fund Report
Reporting Data As of Our State Fiscal Year Ending Oct 31
As of January 1, 2011**

**FY 2007 appropriation was from the RC2 fund
FY 2008 appropriation was from the RII fund
FY 2009 appropriation was from RIIF fund 0017
FY 2010 appropriation was from Ijobs
These appropriations fund our current capital improvement project.**

Project Name:

2007 Swine Barn Improvements and Animal Learning
2008-2009 Agriculture Expo Center and Related Projects

Project Description:

2007 Swine Barn building and electrical improvement
Animal Learning Center is a state-of-the-art agr
facility that will educate individuals on the anim
show the various stages of development in diffe
It will also be used during interim events for exh

2008-2009 Agriculture Exhibition Center will be a state-of-th
approximately 110,000 square feet space and s
It will offer versatility to accommodate events ra
and exhibits to intimate concerts. It is schedule
Other related projects:

- * Construction of a new 188 stall Stalling Barr
livestock stalling for both interim events and
- * Covered Connection will provide an open air
to the Swine Barn.
- * Demolition and relocation of the existing We
- * New Practice Arena serve as a warm up fac
- * Relocation of Tie Out area to accommodate
- * Relocation of Exhibitor Camping site.
- * Demolition and relocation of the Ice and Fee
- * Demolition of the existing electrical equipme
and relocation of the building using new ele
- * Additional parking to accommodate 325 new
the Varied Industries Building and Agricultur
- * Development of underground utilities and ro
portion of the grounds.

2010 Agriculture Exhibition Center will be a state-of-the-art facility occupying approximately 110,000 square feet space and situated on a 10-acre site. It will offer versatility to accommodate events ranging from intimate concerts to large-scale exhibits. It is scheduled for completion in late 2010.

Revenue Sources:

\$1,000,000	Appropriation received July 1, 2007
3,000,000	Appropriation received July 1, 2008
5,500,000	Appropriation to be received July 1, 2009
2,500,000	Appropriation to be received July 1, 2010
<u>13,000,000</u>	Other from private sources
\$25,000,000	

% of Completed Work:

Swine Barn/Animal Learning	100.00%
Agriculture Expo Center	97.00%

Total Est Project Cost:

Swine Barn/Animal Learning	\$3,700,000
Agriculture Expo Center	\$25,000,000

Revenue Sources For Project:
(related to above projects only)

Expended Funds:	Foundation		
	<u>Approp Funds</u>	<u>Donor Funds</u>	<u>Total Funds</u>
FY2007	\$1,293,768	\$2,811,502	\$4,105,270
FY2008	2,649,667	476,012	3,125,679
FY2009	5,500,000	1,000,000	6,500,000
FY2010	<u>2,500,000</u>	<u>750,000</u>	<u>3,250,000</u>
	\$11,943,435	\$5,037,514	\$16,980,949

Obligated Funds:

FY2011	\$200,000	Left to pay on project per outstanding obligations
--------	-----------	--

Estimated Completion Date: Mar-11

Source:

Appropriation funds expended:	see foundationfundsfromstate file tab 1
Foundation Funds expended	see info tab on this spreadsheet

g Center

is including new pens.
iculture based education
al birthing process and
erent species.
hibit shows and socials.

ne-art indoor arena with
eating for 3500 people..
nging from livestock shows
d to be completed by August 2010.

i will serve the expanding need for
Fair-time needs.
r connection from the Stalling Barn

st Arena
ility for various livestock.
the relocated livestock structures.

ed Building.
nt and building. Reconstruction
ctrical equipment.
v parking stalls. This will serve
re Expo Center.
ads to serve the southwest

re-art indoor arena with
seating for 3500 people..
coming from livestock shows
d to be completed by August 2010.

2006

2007

July 1, 2008 not received till July 1, 2009

July 1, 2009 not received till July 1, 2010

Approp expended by August 2007

Approp expended by June 2008

Approp expended by July 2009

Approp not all expended as of Oct 31, 2010

standing contract obligations

DEPARTMENT OF TRANSPORTATION

RIIF 017

FY 2011 RIIF - General Aviation Vertical Infrastructure Program

Airport	Description of Project	Total Estimated Project Cost	State Share	Other Revenue Sources	State Funds Used	Remaining Obligated	Status of Project	Date Completed or Estimated Completion Date
Ankeny Regional Airport	Rehabilitate terminal building roof	\$226,000	\$113,000	Airport Authority funds	\$0	\$113,000	Under contract	6/30/2011
Council Bluffs Airport	Construct two conventional hangars	\$416,474	\$196,000	Authority funds	\$0	\$196,000	In process	12/31/2011
Davenport Municipal Airport	Construct 6-unit box hangar	\$500,000	\$150,000	Local bonding	\$0	\$150,000	Under construction	2/28/2011
Iowa City Municipal Airport	Construct 6 box hangars	\$900,000	\$200,000	Revenue from land sales, general revenue bonds	\$0	\$200,000	In process - design	9/30/2011
Spencer Municipal Airport	Rehabilitate hangar roofs	\$140,000	\$91,000	City funds	\$0	\$91,000	Under contract	6/30/2011
		\$2,182,474	\$750,000		\$0	\$750,000		

FY 2010 RIIF - General Aviation Vertical Infrastructure Program

Airport	Description of Project	Total Estimated Project Cost	State Share	Other Revenue Sources	State Funds Used	Remaining Obligated	Status of Project	Date Completed or Estimated Completion Date
Atlantic	Construct 3 unit t-hangar	\$174,700	\$148,495	City funds	\$127,441	\$0	Completed	7/2/2010
Boone	Construct two unit aircraft hangar	\$177,166	\$141,733	Airport and private funds	\$141,733	\$0	Completed	6/30/2010
Clarion	Rehabilitate hangar - Phase 1	\$152,000	\$74,637	Airport funds	\$74,637	\$0	Completed	6/21/2010
Davenport	Rehabilitate t-hangar doors	\$140,000	\$91,000	Local Option Sales Tax	\$85,449	\$0	Completed	6/10/2010
Fairfield	Rehabilitate hangar	\$80,000	\$68,000	Airport Development Funds	\$55,914	\$0	Completed	7/15/2010
Maquoketa	Rehabilitate hangar	\$26,053	\$22,145	City funds	\$22,145	\$0	Completed	6/18/2010
Ottumwa	Rehabilitate hangar structure for new door installation	\$75,000	\$60,000	City funds	\$60,000	\$0	Completed	9/7/2010
Red Oak	Rehabilitate hangar roof	\$35,000	\$28,000	Airport funds	\$25,252	\$0	Completed	7/23/2010
Shenandoah	Rehabilitate hangar - construct PCC floor	\$29,400	\$24,990	Airport funds	\$18,600	\$0	Completed	7/23/2010
Tipton	Construct hangar	\$140,000	\$91,000	City funds	\$4,674	\$86,326	In process	6/30/2011
		\$1,029,319	\$750,000		\$615,845	\$86,326		

FY 2009 RIIF - General Aviation Vertical Infrastructure Program

Airport	Description of Project	Total Estimated Project Cost	State Share	Other Revenue Sources	State Funds Used	Remaining Obligated	Status of Project	Date Completed or Estimated Completion Date
Carroll	Rehabilitate terminal building	\$100,000	\$75,000	City funds	\$75,000	\$0	Completed	7/27/2009
Council Bluffs	Construct two box hangars 60' x60'	\$363,400	\$270,000	Airport Authority funds	\$270,000	\$0	Completed	11/23/2010
Davenport	Rehabilitate t-hangar doors	\$95,200	\$53,662	City funds, other infrastructure funds	\$53,662	\$0	Completed	5/26/2009
Monticello	Replace hangar door	\$8,000	\$5,656	City funds	\$5,656	\$0	Completed	12/3/2009
Ottumwa	Rehabilitate t-hangar and stabilize door pocket #2	\$100,280	\$75,000	City funds	\$57,740	\$17,260	In process	1/31/2011
Red Oak	Rehabilitate t-hangar: replace bi-fold doors	\$47,000	\$37,600	City funds	\$37,600	\$0	Completed	5/11/2009
Shenandoah	Rehabilitate t-hangar: floor and partitions	\$61,900	\$15,000	City funds, reobligated prior GAVI funds	\$15,000	\$0	Completed	5/26/2009
Independence	Construct hangar (FY 2010 project)	\$390,000	\$195,000	City funds	\$163,482	\$31,518	In process	6/30/2011
Osceola	Rehabilitate hangar (FY 2010 project)	\$40,000	\$23,082	City funds, other infrastructure funds	\$23,082	\$0	Completed	8/13/2010
		\$1,205,780	\$750,000		\$701,222	\$48,778		

FY 2008 RIIF - Commercial Service Vertical Infrastructure (CSVI) Projects

Airport	Description of Project	Total Estimated Project Cost	State Share	Other Revenue Sources	State Funds Used	Remaining Obligated	Status of Project	Date Completed or Estimated Completion Date
Burlington - Southeast Iowa	Renovate hangars and terminal	\$135,000	\$96,315	Authority funds, other infrastructure funds	\$96,315	\$0	Completed	7/20/2010
Cedar Rapids - Eastern Iowa	Construct covered walkway, improve terminal building and loading bridges, rehabilitate four airport buildings (roofs)	\$8,553,800	\$313,376	City funds, other infrastructure funds	\$313,376	\$0	Completed	12/4/2007
Des Moines	Construct airfield vehicle storage facility	\$1,935,170	\$566,605	City funds, other infrastructure funds	\$566,605	\$0	Completed	2/18/2009
Dubuque	Construct new terminal (design and site preparation,) renovate old terminal, hangar renovation	\$200,000	\$109,298	City funds, other infrastructure funds		\$109,298	Design in process	6/30/2011
Fort Dodge	Renovate terminal	\$1,640,000	\$96,892	Airport funds	\$96,892	\$0	Completed	5/22/2008
Mason City	Construct hangars	\$326,000	\$98,759	City funds, other infrastructure funds	\$98,759	\$0	Completed	9/15/2008
Sioux City	Renovate terminal building	\$109,688	\$109,688	City funds, other infrastructure funds	\$109,688	\$0	Completed	12/31/2008
Waterloo	Renovate hangars, renovate maintenance building, construct airport entrance sign, and renovate FBO building	\$109,067	\$109,067	Infrastructure funds	\$61,052	\$48,015	In process	5/31/2011
		\$13,008,725	\$1,500,000		\$1,342,687	\$157,313		

FY 2008 RIIF - General Aviation Vertical Infrastructure Program

Airport	Description of Project	Total Estimated Project Cost	State Share	Other Revenue Sources	State Funds Used	Remaining Obligated	Status of Project	Date Completed or Estimated Completion Date
Ames	Rehabilitate t-hangars	\$100,000	\$17,905	City funds, reobligated prior GAVI funds	\$17,905	\$0	Completed	1/8/2008
Carroll	Rehabilitate hangar	\$75,000	\$47,829	City funds	\$47,829	\$0	Completed	4/13/2009
Charles City	Rehabilitate hangar: replace door	\$39,000	\$30,811	Airport Authority funds	\$30,811	\$0	Completed	6/18/2008
Clarion	Renovate conventional hangar entrance	\$20,000	\$13,200	City funds	\$13,200	\$0	Completed	5/13/2008
Council Bluffs	Construct 12 unit hangar	\$400,000	\$280,000	Airport Authority funds	\$280,000	\$0	Completed	11/3/2009
Iowa City	Rehabilitate and enhance self service fueling system	\$93,168	\$70,550	City funds, reobligated prior GAVI funds	\$70,550	\$0	Completed	6/30/2008
Oskaloosa	Rehabilitate hangar: replace roof and insulation	\$33,462	\$22,094	City funds	\$22,094	\$0	Completed	5/13/2008
Ottumwa	Rehabilitate hangar: replace door	\$88,000	\$73,000	City funds	\$73,000	\$0	Completed	6/23/2010
Red Oak	Rehabilitate t-hangar: install bi-fold doors	\$81,000	\$35,059	City funds	\$35,059	\$0	Completed	5/11/2009
Sibley	Construct hangar	\$300,000	\$50,000	City funds	\$50,000	\$0	Completed	11/26/2008
Spencer	Rehabilitate conventional hangar	\$65,000	\$34,881	City funds	\$34,881	\$0	Completed	6/25/2008
Tipton	Construct hangar	\$126,386	\$70,000	City funds	\$70,000	\$0	Completed	11/17/2008
Davenport	Rehabilitate hangar doors (2009 project)	\$71,400	\$4,671	City funds, other infrastructure funds	\$4,671	\$0	Completed	5/26/2009
		\$1,492,416	\$750,000		\$750,000	\$0		

RBC 433

FY 2009 Revenue Bonding- Commercial Service Vertical Infrastructure Program

Airport	Description of Project	Total Estimated Project Cost	State Share	Other Revenue Sources	State Funds Used	Remaining Obligated	Status of Project	Date Completed or Estimated Completion Date
Burlington - Southeast Iowa	Construct hangar	\$253,379	\$96,738	Other vertical infrastructure funds	\$96,738	\$0	Completed	8/30/2010
Cedar Rapids - Eastern Iowa	Renovate terminal building	\$2,871,920	\$317,526	Airport funds, Passenger facility charge (PFC) revenue	\$317,526	\$0	Completed	8/24/2009
Des Moines	Construct sand and chemical storage building	\$1,500,000	\$567,255	Additional vertical infrastructure funds, Federal Airport Improvement Funds, Passenger Facility Fees	\$6,294	\$560,961	Design in process	12/31/2011
Dubuque	Construct terminal or replace hangar	\$8,752,175	\$111,471	Airport funds, Federal Airport Improvement Funds, Additional vertical infrastructure funds, City funds		\$111,471	Design in process	6/30/2013
Fort Dodge	Renovate terminal	\$297,000	\$96,339	Airport funds , additional vertical infrastructure funds	\$96,339	\$0	Completed	8/16/2010
Mason City	Replace and improve hangar doors; replace heating system in maintenance shop	\$98,295	\$98,295	Infrastructure funds	\$97,456	\$839	Completed	7/23/2010
Sioux City	Renovate terminal building	\$4,317,060	\$106,195	Airport funds, Federal Airport Improvement Program, ARRA funds	\$106,195	\$0	Completed	4/14/2010
Waterloo	Renovate maintenance hangar; rehabilitate maintenance building and hangars	\$106,181	\$106,181	Infrastructure funds	\$4,077	\$102,104	In process	9/30/2011
	TOTAL	\$18,196,010	\$1,500,000		\$724,625	\$775,375		

RC2 - 942

FY 2007 Health Restricted Capital - Commercial Service Vertical Infrastructure Program

AIRPORT	Description of Project	Total Estimated Project Cost	State Share	Other Revenue Sources	State Funds Used	Remaining Obligated	Status of Project	Date Completed or Estimated Completion Date
Burlington - Southeast Iowa	Construct hangars	\$276,865	\$96,465	Airport Authority funds, additional vertical infrastructure funds	\$96,465	\$0	Completed	6/30/2010
Cedar Rapids - Eastern Iowa	Construct aircraft rescue fire fighting (ARFF) storage facility	\$2,039,155	\$299,389	Airport funds, Passenger facility charge (PFC) revenue	\$299,389	\$0	Completed	7/10/2008
Des Moines	Construct airfield storage building	\$2,718,000	\$580,140	Airport Funds, Federal Airport Improvement Funds	\$580,140	\$0	Completed	1/8/2008
Dubuque	Renovate hangar, construct terminal, renovate current terminal building	\$200,000	\$108,334	Airport funds, Federal Airport Improvement Funds, Additional vertical infrastructure funds	\$108,334	\$0	Completed	4/2/2010
Fort Dodge	Fuel farm improvements	\$108,000	\$96,966	Airport funds, Federal Airport Improvement Funds	\$96,966	\$0	Completed	10/6/2008
Mason City	Construct hangar	\$328,000	\$99,701	Airport funds, additional infrastructure grant	\$99,701	\$0	Completed	3/18/2008
Sioux City	Terminal building renovation, hangar roof replacement, and hangar door replacement	\$112,000	\$109,430	Airport funds	\$109,430	\$0	Completed	12/12/2008
Waterloo	Renovate hangars	\$113,050	\$109,575	Airport funds	\$109,575	\$0	Completed	9/15/2008
	TOTAL	\$5,895,070	\$1,500,000		\$1,500,000	\$0		

FY 2007 Health Restricted Capital - General Aviation Vertical Infrastructure Program

Airport	Description of Project	Total Estimated Project Cost	State Share	Other Revenue Sources	State Funds Used	Remaining Obligated	Status of Project	Date Completed or Estimated Completion Date
Ames	Rehabilitate t-hangars	\$100,000	\$52,238	City funds, additional state infrastructure funds	\$52,238	\$0	Completed	1/8/2008
Emmetsburg	Construct airport terminal building	\$100,000	\$6,448	Local casino grant, city funds	\$6,448	\$0	Completed	3/2/2009
Harlan	Rehabilitate hangars	\$80,000	\$30,440	City funds, additional state infrastructure funds	\$30,440	\$0	Completed	8/2/2007
Iowa City	Rehabilitate hangar	\$58,000	\$45,516	City funds	\$45,516	\$0	Completed	1/14/2008
Iowa Falls	Rehabilitate terminal	\$69,443	\$35,000	City funds, local development funds, additional state infrastructure funds	\$35,000	\$0	Completed	1/21/2008
Keokuk	Rehabilitate airport terminal building	\$59,581	\$30,189	City funds	\$30,189	\$0	Completed	10/15/2008
Mapleton	Install self fueling credit card system	\$20,000	\$17,000	City funds	\$17,000	\$0	Completed	7/14/2008
Mount Pleasant	Construct conventional hangar	\$245,000	\$180,503	City funds (sales tax proceeds)	\$180,503	\$0	Completed	6/25/2008
Red Oak	Construct conventional hangar	\$288,000	\$216,000	City funds, local industrial foundation	\$216,000	\$0	Completed	5/26/2008
Rock Rapids	Install self fueling credit card system	\$23,360	\$12,600	City funds, additional state infrastructure funds	\$12,600	\$0	Completed	5/14/2007
Shenandoah	Construct 4-unit t-hangar	\$120,000	\$90,060	City funds	\$90,060	\$0	Completed	12/4/2007
Shenandoah	Rehabilitate t-hangar (2009 project)	\$61,900	\$32,434	City funds, additional state infrastructure funds	\$32,434	\$0	Completed	5/26/2009
Iowa Falls	Rehabilitate hangar doors (2009 project)	\$58,192	\$1,572	City funds, additional state infrastructure funds	\$1,572	\$0	Completed	6/19/2009
		\$1,283,476	\$750,000		\$750,000	\$0		

General Fund 001

FY 2010 General Fund - Commercial Service Vertical Infrastructure Program

Airport	Description of Project	Total Estimated Project Cost	State Share	Other Revenue Sources	State Funds Used	Remaining Obligated	Status of Project	Date Completed or Estimated Completion Date
Burlington - Southeast Iowa	Construct aircraft hangar	\$418,000	\$85,011	Other vertical infrastructure funds	\$79,660	\$5,351	Nearing completion	6/30/2011
Cedar Rapids - Eastern Iowa	Renovate terminal building - airline ticket office area	\$550,000	\$287,705	Airport funds, Passenger facility charge (PFC) revenue	\$287,705	\$0	Completed	2/23/2010
Des Moines	Construct sand chemical storage building, ins	\$674,286	\$510,057	Additional vertical infrastructure funds, Federal Airport Improvement Funds, Passenger Facility Fees		\$510,057	Design in process	12/31/2011
Dubuque	Construct terminal or rebuild damaged hangar	\$600,000	\$99,582	Airport funds, Federal Airport Improvement Funds, Additional vertical infrastructure funds, City funds		\$99,582	Design in process	6/30/2013
Fort Dodge	Rehabilitate t-hangars, install security system,	\$115,000	\$86,705	Airport funds , additional vertical infrastructure funds	\$18,176	\$68,529	In process	12/31/2011
Mason City	Construct FBO office addition	\$500,000	\$88,219	Infrastructure funds		\$88,219	Holding for additional funding	6/30/2013
Sioux City	Renovate terminal building (non federal eligib	\$375,000	\$98,783	Airport funds, Federal Airport Improvement Program, ARRA funds	\$98,783	\$0	Completed	4/14/2010
Waterloo	Rehabilitate hangars A and B - replace doors	\$117,000	\$93,938	Infrastructure funds	\$5,504	\$88,434	In process	9/30/2011
	TOTAL	\$3,349,286	\$1,350,000		\$489,828	\$860,172		

RBC O6D

FY 2011 Revenue Bonding- Commercial Service Vertical Infrastructure Program

Airport	Description of Project	Total Estimated Project Cost	State Share	Other Revenue Sources	State Funds Used	Remaining Obligated	Status of Project	Date Completed or Estimated Completion Date
Burlington - Southeast Iowa	Rehabilitate hangars	\$111,491	\$94,769	Airport Authority Funds		\$94,769	Not started	10/31/2011
Cedar Rapids - Eastern Iowa	Rehabilitate terminal heating system	\$1,100,000	\$320,984	Airport funds	\$320,984	\$0	Completed	12/6/2010
Des Moines	Construct sand and chemical storage, and vehicle storage buildings	\$3,922,155	\$562,574	Airport funds		\$562,574	Design underway - Bid March 2011	12/31/2011
Dubuque	Design and construct passenger terminal	\$9,264,175	\$110,245	Airport funds, Federal Airport Improvement Funds, Additional vertical infrastructure funds, City funds		\$110,245	Design in Process	6/30/2013
Fort Dodge	Install airport security system, renovate hangar, renovate terminal windows and HVACC	\$205,000	\$96,145	Airport funds , additional vertical infrastructure funds		\$96,145	Design in Process - bidding in January	4/30/2011
Mason City	Construct FBO office addition	\$500,000	\$98,248	Infrastructure funds		\$98,248	Not started	12/31/2012
Sioux City	Rehabilitate hangars	\$112,953	\$112,953	Infrastructure funds		\$112,953	Not started	6/30/2011
Waterloo	Rehabilitate hangars	\$111,530	\$104,082	Infrastructure funds		\$104,082	Design underway	9/30/2011
	TOTAL	\$15,327,304	\$1,500,000		\$320,984	\$1,179,016		

State Recreational Trails

Fund	Fiscal Year	Description of Project	Progress of Work	Total Estimated Project Cost	Revenue Sources	Funds Obligated **	Funds Expended	Date of Completion / Estimated Completion
Recreational Trails - RIF - 0017	2010	Allamakee County Mississippi River Bike Trail (Allamakee County and Allamakee County Economic Development)	Agreement signed - work not started	\$ 7,245,382	State Recreational Trail (SRT) Fund, Private and Local, Federal Earmark and Other State and Federal Grants	\$ 750,000	\$ -	6/30/2013
Recreational Trails - RIF - 0017	2010	Cedar Valley Nature Trail Bridge at McFarlane Park (Black Hawk County Conservation Board)	Agreement signed 11/20/2009 - development in process	\$ 2,658,938	State Recreational Trail (SRT) Fund, CDBG - Jumpstart Infrastructure and FEMA-PA	\$ 250,000	\$ 36,677	6/30/2013
Recreational Trails - RIF - 0017	2010	Des Moines River Regional Trail Phase 1 (City of Des Moines) ***	Agreement signed - work not started	\$ 1,500,000	State Recreational Trail (SRT) Fund, DNR REAP Grant Award and City of Des Moines Capital Funds	\$ 73,474 ***	\$ -	6/30/2013
Recreational Trails - RIF - 0017	2010	Iowa Department of Natural Resources (DNR) Trail Crew (Iowa DNR)	Agreement signed - work not started	\$ 350,000	State Recreational Trail (SRT) Fund, REAP and Lake Restoration Fund	\$ 262,500	\$ 27,158	6/30/2013
Recreational Trails - RIF - 0017	2010	Iowa River Corridor Trail Connection - Sand Lake (City of Iowa City) ***	Agreement signed - work not started	\$ 375,000	State Recreational Trail (SRT) fund and Capital Improvement Funds	\$ 281,000 ***	\$ -	6/30/2013
Recreational Trails - RIF - 0017	2010	Lewis and Clark Historic Riverfront Trail (City of Sioux City and Iowa DOT) ***	Agreement signed - work started	\$ 1,600,000	State Recreational Trail (SRT) Fund and City Funds	\$ 128,000 ***	\$ -	6/30/2013
Recreational Trails - RIF - 0017	2010	Pinicon Ridge Trail (Linn County Conservation Board) *	Please see Agreement 2008-SRT-001	\$ 666,667	State Recreational Trail (SRT) Fund and Local Contributions	\$ 500,000 *	\$ -	6/30/2013
Recreational Trails - RIF - 0017	2010	Principal Riverwalk Recreational Trail (city of Des Moines) *	Agreement signed 12/2/2009 - development in process	\$ 1,000,000	State Recreational Trail (SRT) fund and Local Contributions	\$ 750,000 *	\$152,865	6/30/2013
Recreational Trails - RIF - 0017	2010	Raccoon River Valley Trail Addition--Herndon to Waukee (Dallas County Conservation Board) ***	Agreement signed - work not started	\$ 6,655,696	State Recreational Trail (SRT) Fund, Community Attraction and Tourism Program, State Enhancement Project, Central Iowa Regional Transportation Planning Alliance, Dallas County, City of Perry, City of Waukee, Guthrie County Cash and Stimulus, City of Dallas Center, City of Jamaica, City of Redfield, City of Linden, Raccoon Valley Bank, Bock Family Foundation, Dallas County Conservation Foundation, Raccoon River Valley Trail Association, Celebrations Committee Dallas Center, Committee for Super Cooper, Dallas Center Beta Sigma Phi, Rotary Club of Dallas Center, Community of Herndon, Waukee YMCA, City of Dawson, Casey's Stores, Alliant Energy, Bikes Belong, Letter campaign, Prairie Meadows Community Betterment, Prairie Woodland Conservation Foundation and Bock Family Foundation October 08	\$ 484,995 ***	\$ -	6/30/2013
Recreational Trails - RIF - 0017	2010	Railbanking Purchase of IANW Railroad (Dickinson County Trails Board and Osceola County Conservation Board)	Agreement signed - construction complete	\$ 1,203,795	State Recreational Trail (SRT) Fund, IANWRR Donated Land and Transportation Enhancement Grant	\$ 525,000	\$525,000	7/12/2010
Recreational Trails - RIF - 0017	2010	Summerset Trail Flood Repairs (Warren County Conservation Board)	Agreement signed - work not started	\$ 143,028	State Recreational Trail (SRT) Fund and County Budget	\$ 107,271 *	\$ -	6/30/2013
Recreational Trails - RIF - 0017	2010	Trout Run Trail - Box Culverts and Bridge Project (City of Decorah and Winneshiek County Conservation Board)	Agreement signed 11/25/2009 - development in process	\$ 782,722	State Recreational Trail (SRT) Fund, County Foundation, Winneshiek County and Winneshiek County Bridge Grant	\$ 300,000	\$ -	6/30/2013
Recreational Trails - RIF - 0017	2010	Trout Run Trail - Decorah Fish Hatchery's Interpretive Restroom Facility (Northeast Iowa Resources Conservation and Development, Inc and Iowa DNR's Fisheries)	Agreement signed 12/6/2009 - development in process	\$ 105,000	State Recreational Trail (SRT) Fund and Friends of the Decorah Hatchery	\$ 75,000	\$ -	6/30/2013
Recreational Trails - RIF - 0017	2009	American Gothic Regional Trail Project (Area 15 Regional Planning Commission)*	Agreement signed 12/3/2008 - development in process	\$133,333	State Recreational Trail (SRT) Fund, RPA, county, city, and private funds	\$ 100,000 *	\$ 72,294	6/30/2012
Recreational Trails - RIF - 0017	2009	Crawford County Trail (Crawford County)*	Agreement signed 11/5/2008 - construction complete	\$40,000	State Recreational Trail (SRT) Fund and county funds	\$ 30,000 *	\$ 30,000	5/17/2010
Recreational Trails - RIF - 0017	2009	Garlock Slough Recreational Trail (City of West Okoboji and Dickinson County Trails Board)	Agreement signed 11/3/2008 - development in process	\$653,550	State Recreational Trail (SRT) Fund, Dickinson County Conservation, MPO, and City of West Okoboji	\$ 490,162	\$326,103	6/30/2012
Recreational Trails - RIF - 0017	2009	Linn Creek Trail Connection with Iowa Highway 330 Trail (Marshall County)	Agreement signed 7/20/2009 - development in process	\$1,476,000	State Recreational Trail (SRT) Fund and county funds	\$ 800,000	\$ -	6/30/2012
Recreational Trails - RIF - 0017	2009	Maquoketa River Water Trail (Jones County)*	Agreement signed 7/8/2008 - development in process	\$133,334	State Recreational Trail (SRT) Fund and county funds	\$ 100,000 *	\$ 95,000	6/30/2012
Recreational Trails - RIF - 0017	2009	Mississippi River Trail - Liberty Avenue Connection (Clinton)	Agreement signed 12/3/2008 - construction complete	\$469,000	State Recreational Trail (SRT) Fund and City of Clinton	\$ 351,750	\$351,750	9/8/2010
Recreational Trails - RIF - 0017	2009	Principal Riverwalk (Des Moines)*	Agreement signed 11/4/2008 - development in process	\$1,000,000	State Recreational Trail (SRT) Fund and City of Des Moines	\$ 750,000 *	\$222,171	6/30/2012
Recreational Trails - RIF - 0017	2009	Riverview Recreation Area Expansion (Trailblazers Off Road Club)	Agreement signed 6/8/2009 - development in process	\$71,000	State Recreational Trail (SRT) Fund	\$ 40,000	\$ -	6/30/2012
Recreational Trails - RIF - 0017	2009	Stone State Park Trail (Woodbury County/DNR)*	Agreement signed 10/8/2009 - development in process	\$133,333	State Recreational Trail (SRT) Fund and county funds	\$ 100,000 *	\$ -	6/30/2012
Recreational Trails - RIF - 0017	2009	Summerset Trail (Cities of Indianola, Carlisle and Des Moines)*	Agreement signed 3/9/2009 - development in process	\$133,333	State Recreational Trail (SRT) Fund and city funds	\$ 100,000 *	\$ -	6/30/2012
Recreational Trails - RIF - 0017	2009	Trout Run Trail - Bridging the Past and the Present (City of Decorah and Winneshiek County Conservation Board)	Agreement signed 3/16/2009 - construction complete	\$443,750	State Recreational Trail (SRT) Fund, Winneshiek County Conservation, and City of Decorah	\$ 138,088	\$138,088	10/6/2010
Recreational Trails - RIF - 0017	2008	Ankeny to Woodward Trail Corridor (Boone County Conservation Board)	Agreement signed 3/25/2008 - development in process	\$3,415,960	State Recreational Trail (SRT) Fund, Land Value and Regional Enhancement	\$ 565,960	\$540,097	6/30/2011
Recreational Trails - RIF - 0017	2008	Crawford County Trails (Crawford County)*	Agreement signed 11/5/2008 - construction complete	\$40,000	State Recreational Trail (SRT) Fund, county, city, and private funds	\$ 30,000 *	\$ 30,000	5/17/2010
Recreational Trails - RIF - 0017	2008	Fairfield Loop Trail (Fairfield)*	Agreement signed 3/10/2009 - development in process	\$266,667	State Recreational Trail (SRT) Fund and county funds	\$ 200,000 *	\$ 83,684	6/30/2011
Recreational Trails - RIF - 0017	2008	Heart of Iowa Nature Trail Phases VII & VIII (Story County Conservation Board)	Agreement signed 12/14/2007 - development in process	\$1,937,254	State Recreational Trail (SRT) Fund and county funds	\$ 100,000	\$ 95,000	6/30/2011
Recreational Trails - RIF - 0017	2008	Jewell to Ellsworth Trail (Hamilton County Conservation Board)*	Agreement signed 9/5/2007 - development in process	\$246,667	State Recreational Trail (SRT) Fund and county funds	\$ 185,000 *	\$143,165	6/30/2011
Recreational Trails - RIF - 0017	2008	Lewis & Clark Trail Planning Study (Iowa DOT)	Agreement signed - work started	\$66,667	State Recreational Trail (SRT) Fund and county funds	\$ 50,000	\$ 38,598	6/30/2011
Recreational Trails - RIF - 0017	2008	Maquoketa River Water Trail (Jones County Conservation Board)	Agreement signed - retainage to pay	\$549,605	State Recreational Trail (SRT) Fund and county funds	\$ 69,300	\$ 65,835	6/30/2011
Recreational Trails - RIF - 0017	2008	Mississippi River Trail Upper Scott County (Le Claire) ***	Project was rescinded. Funding to be reprogrammed for flood damage projects.	\$1,227,779	State Recreational Trail (SRT) Fund and county funds	\$ 799,740 ***	Rescinded	N/A

Recreational Trails - RC2 - 0942	2007	4-Mile Creek Greenway Trail (Polk County Conservation Board/City of Ankeny Parks and Recreation Department)	Agreement signed 3/06/2007 - development in process	\$1,334,331	State Recreational Trail (SRT) Fund, Polk County Conservation, MPO, and City of Ankeny	\$ 690,000	\$ 82,568	6/30/2011
Recreational Trails - RC2 - 0942	2007	18th Street to Riverview Trail Development (Waterloo)	Agreement signed 3/29/2007 - development in process	\$336,250	State Recreational Trail (SRT) Fund and City of Waterloo	\$ 252,187	\$178,502	6/30/2011
Recreational Trails - RC2 - 0942	2007	Alice's Road Greenbelt Trail Improvements (Clive)	Agreement signed 2/07/2007 - development in process	\$536,540	State Recreational Trail (SRT) Fund and City of Clive	\$ 402,405	\$222,739	6/30/2011
Recreational Trails - RC2 - 0942	2007	Cemar Trail - Phase 2 (Cedar Rapids)	Agreement not signed - work not started	\$200,000	State Recreational Trail (SRT) Fund and Cedar Rapids CIP Funds	\$ 150,000	\$ -	6/30/2011
Recreational Trails - RC2 - 0942	2007	Coon Rapids Town Loop Trail (Coon Rapids)	Agreement signed 4/16/2007 - construction complete	\$142,500	State Recreational Trail (SRT) Fund and City of Coon Rapids/Whiterock Conservancy	\$ 106,875	\$106,875	7/1/2009
Recreational Trails - RC2 - 0942	2007	Des Moines County Recreational Trail - Phase 1 Burlington to Starr's Cave (Des Moines County)	Agreement signed 2/19/2007 - development in process	\$480,000	State Recreational Trail (SRT) Fund and county funds	\$ 360,000	\$ -	6/30/2011
Recreational Trails - RC2 - 0942	2007	Lakeview OHV Park Upgrades (Dirt Surfers Inc)	Agreement signed 6/27/2007 - development in process	\$52,420	State Recreational Trail (SRT) Fund	\$ 39,315	\$ 17,717	6/30/2011
Recreational Trails - RC2 - 0942	2007	Trail Projects in Wapello County (Wapello County) *	Agreement signed 4/16/2007 - \$30,000 was awarded to city of Eldon - development in process	\$266,667	State Recreational Trail (SRT) Fund and county funds	\$ 200,000 *	\$166,072	6/30/2011
Recreational Trails - RIF - 0017	2006	Phase I of the Gypsum City OHV Park. (Webster County)	Agreement signed 8/21/2006 - construction complete	\$1,660,250	State Recreational Trail (SRT) Fund and All-Terrain Vehicle Registration Funds	\$ 250,000	\$250,000	11/7/2008
Recreational Trails - RIF - 0017	2006	Trail construction connecting the Little Sioux County Park to the city of Correctionville. (Woodbury County Conservation Board)	Agreement signed 7/10/2006 - construction complete	\$1,027,760	State Recreational Trail (SRT) Fund, Federal Transportation Enhancement Funds, REAP grant, county, city, and private funds	\$ 150,000	\$150,000	10/1/2007
Recreational Trails - RIF - 0017	2006	Phase 4 of the Clear Creek Trail from Mormon Handcart Park to the Clear Creek bridge on U.S. Highway 6. (Coralville)	Agreement signed 8/9/2006 - construction complete; Remaining funds to be used on next Phase of Project	\$437,216	State Recreational Trail (SRT) Fund and city hotel/motel tax	\$ 327,912	\$327,912	6/11/2008
Recreational Trails - RIF - 0017	2006	Construction of trail connecting existing trails in Johnston to the Neal Smith Trail in Des Moines. (Polk County Conservation Board)	Agreement signed 7/31/2006 - construction complete	\$1,406,960	State Recreational Trail (SRT) Fund, county funds, Federal Transportation Enhancement Funds and MPO Transportation Enhancement Funds	\$ 346,739	\$346,739	6/7/2010
Recreational Trails - RIF - 0017	2006	Development of a trail to fill a gap in the trail network around Clear Lake and extending to Mason City. (Cerro Gordo County)	Agreement signed 7/10/2006 - construction complete	\$71,167	State Recreational Trail (SRT) Fund and county funds	\$ 50,000	\$ 50,000	5/9/2008

NOTE: To avoid loss of funding, it is the Iowa Department of Transportation's policy to expend the oldest funding first when reimbursing any project costs. Thus, the FY2006 \$1,000,000 appropriation was spent, even though some of the FY2006 projects listed don't show all their funding was utilized by the expiration date.

* Direct Appropriation From Iowa Legislature

** Funds obligated per Department of Transportation Commission Order.

*** FY2006 and FY2008 Funding Rescinded by Local Sponsors - Funding Reallocated to SRT Projects in FY2010

**** The initial \$87,500 is from I-Jobs and the remaining \$19,771 from rescinded funds from FY2008.

The FY 2006 SRT appropriation was for \$1,000,000. The total amount of SRT funding for projects listed in this report is over \$1,000,000 as result of awarding additional funding from previous project underruns.

The FY 2007 SRT appropriation was for \$2,000,000. The total amount of SRT funding for projects listed in this report is over \$2,000,000 as result of awarding additional funding from previous project underruns.

The FY 2008 SRT appropriation was for \$2,000,000. The total amount of SRT funding for projects listed in this report is \$2,000,000.

The FY 2009 SRT appropriation was for \$3,000,000. The total amount of SRT funding for projects listed in this report is \$3,000,000.

The FY 2010 SRT appropriation was for \$3,500,000. The total amount of SRT funding for projects listed in this report is over \$3,500,000 as a result of awarding additional funding from previous project underruns.

FY 2006 Rail Revolving Loan and Grant Program

Description of Project	Total Estimated Project Cost	State Share	List of all revenue sources	FY 2006 Funds used	FY 2006 Remaining Funds Obligated	Status of project	Date Completed or Estimated Completion Date
Absolute Energy industrial rail spur	\$3,712,220	\$500,000	State grant and loan; Private investment; local investment	\$500,000	\$0	Completed	12/31/2009
Cascade Lumber Company industrial rail spur	\$694,000	\$534,000	State grant and loan; Private investment; local investment	\$534,000	\$0	Completed	11/1/2007
Eastern Iowa Industrial Center rail development for industrial park expansion	\$4,660,791	\$760,791	State grant; Private investment; FHWA grant	\$0	\$760,791	Project in progress NEPA completed ROW Acquisition in progress	12/31/2012
Green Plains Renewable Energy	\$5,700,000	\$280,000	State grant and loan; Private investment; local investment	\$0	\$280,000	Completed. Close out process in progress.	6/30/2011
Midwest I,LLC industrial rail spur	\$2,800,000	\$280,000	State grant and loan; Private investment; local investment	\$280,000	\$0	Completed	9/30/2008
Iowa Renewable Energy LLC industrial rail spur	\$1,258,532	\$300,000	State grant and loan; Private investment; local investment	\$300,000	\$0	Completed	11/1/2007
Lincolnway Railport Industrial park rail development	\$2,154,086	\$319,209	State grant and loan; Private investment; local investment	\$0	\$0	Project was withdrawn by applicant. Funding has been reprogrammed for flood recovery activities.	Not applicable
Marco Group International industrial rail spur switching improvements	\$30,000	\$22,500	State grant; Private investment	\$0	\$22,500	Project completed. Closeout in progress	6/30/2011
Metzler Automotive	\$406,711	\$60,000	State grant	\$42,691	\$17,309	Completed	11/1/2007
	\$21,416,340	\$3,056,500		\$1,656,691	\$1,080,600		

FY 2007 Rail Revolving Loan and Grant Program (RIIF)

Description of Project	Total Estimated Project Cost	State Share	List of all revenue sources	FY 2007 Funds used	FY 2007 Remaining Funds Obligated	Status of project	Date Completed or Estimated Completion Date
Alternative Energy Resources Ethanol Plant industrial rail spur	\$24,240,300	\$239,000	State grant and loan; Private investment; local investment	\$0	\$0	Project withdrawn. Funds reprogrammed to rail improvement project.	Not Applicable
Lincolnway Railport Industrial Park	\$11,852,896	\$489,000	State grant and loan; Private investment; local investment	\$0	\$0	Project was withdrawn by applicant. Funding has been reprogrammed to flood recovery assistance.	Not Applicable
Seimens Wind Power industrial rail spur	\$457,513	\$326,000	State grant; Private investment	\$326,000	\$0	Work completed. Close out In process.	2/1/2010
Southern Bio Energy industrial rail spur	\$1,300,000	\$250,000	State grant and loan; Private investment; local investment	\$0	\$250,000	Agreement under review	12/31/2010
	\$37,850,709	\$1,304,000		\$326,000	\$250,000		

FY 2008 Rail Revolving Loan and Grant Program (RIIF)

Description of Project	Total Estimated Project Cost	State Share	List of all revenue sources	FY 2008 Funds used	FY 2008 Remaining Funds Obligated	Status of project	Date Completed or Estimated Completion Date
Cedar Rapids Terminal (Iowa Northern Railroad) Construct rail spur and intermodal loading facility in Palo	\$884,000	\$242,000	State grant and loan; Private investment; local investment	\$0	\$242,000	Agreement under review	12/31/2011
Big River Resources Ethanol Plant industrial rail spur	\$8,500,000	\$75,000	State grant; Private investment	\$0	\$75,000	Agreement under review	12/31/2011
Lincolnway Railport Industrial Park	\$1,072,933	\$840,000	State grant and loan; Private investment; local investment	\$0	\$0	Project was withdrawn by applicant. Funding has been reprogrammed to flood recovery assistance	Not Applicable
Norfolk Iron and Metal Company industrial rail spur	\$1,398,000	\$810,000	State grant; Private investment	\$810,000	\$0	Completed	9/30/2009
Oregon Trail Energy Rail spur	\$7,146,000	\$75,000	State grant; Private investment	\$0	\$75,000	Agreement under review	12/31/2011
Prairie Creek Ethanol rail spur	\$6,055,075	\$75,000	State Grant; Private investment	\$0	\$0	Project withdrawn by applicant. Funding has been reprogrammed to flood recovery assistance.	Not Applicable
Raccoon Valley BioDiesel Rail spur	\$2,250,000	\$50,000	State grant; Private investment	\$0	\$50,000	Agreement under review	12/31/2011
Unity Ethanol Cedar River	\$9,500,000	\$270,000	State loan; Private investment	\$0	\$270,000	Agreement under review	12/31/2011
Unity Ethanol Ottumwa	\$9,500,000	\$270,000	State grant and loan; Private Investment	\$0	\$270,000	Agreement under review	12/31/2011
	\$46,306,008	\$2,707,000		\$810,000	\$982,000		

FY 2009 Rail Revolving Loan and Grant Program - Flood Recovery (RIIF)

Railroad	Description of Project	Total Estimated Project Cost	State Share	Other Revenue Sources	State Funds Used	Remaining Obligated	Status of Project	Date Completed or Estimated Completion Date
Burlington Junction Railway	Repair rail infrastructure damaged by flooding	\$89,333	\$71,000	Railroad match	\$61,164	\$0	Completed	1/1/2009
Cedar Rapids and Iowa City Railroad (CRANDIC)	Repair rail infrastructure damaged by flooding	\$400,000	\$320,000	Railroad match	\$320,000	\$0	Completed	11/1/2008
Keokuk Junction Railway Company	Repair rail infrastructure damaged by flooding	\$693,120	\$554,000	Railroad match	\$405,346	\$0	Completed	3/1/2009
Iowa, Chicago & Eastern Railroad Corp.	Repair rail infrastructure damaged by flooding	\$1,771,463	\$1,417,000	Railroad match	\$1,406,627	\$0	Completed	10/1/2009
Iowa Interstate Railroad	Repair rail infrastructure damaged by flooding	\$964,707	\$772,000	Railroad match	\$650,000	\$0	Completed	3/1/2009
Iowa Northern Railway Co.	Repair rail infrastructure damaged by flooding	\$851,704	\$681,000	Railroad match	\$616,420	\$0	Completed	11/1/2008
Iowa River Railroad	Repair rail infrastructure damaged by flooding	\$230,000	\$184,000	Railroad match	\$184,000	\$0	Completed	12/31/2009
TOTAL		\$5,000,327	\$3,999,000		\$3,643,557	\$0		

FY 2010 Rail Revolving Loan and Grant Program (RIIF)

Project Sponsor	Description of Project	Total Estimated Project Cost	State Share	Other Revenue Sources	State Funds Used	Remaining Obligated	Status of Project	Date Completed or Estimated Completion Date
Burlington Junction Railway	Upgrade rail infrastructure in industrial park	\$88,000	\$55,400	Railroad match	\$0	\$55,400	Completed. Close out in process.	12/31/2010
Cedar Rapids and Iowa City Railroad (CRANDIC)	Rebuild rail bridge	\$886,500	\$700,000	Railroad match	\$0	\$700,000	Completed. Close out in process.	12/31/2010
Schau Recycling	Install industrial rail spur	\$450,000	\$225,000	Company match	\$0	\$225,000	Project in progress	12/31/2011
Shine Brothers Corp.	Upgrade rail infrastructure in industrial area	\$467,589	\$311,071	Company match	\$0	\$311,071	Project in progress	12/31/2011
City of Waterloo	Install industrial rail spur	\$252,005	\$126,002	City match	\$0	\$126,002	Project in progress	12/31/2011
Webster County Board of Supervisors	Install industrial rail spur in industrial park	\$10,900,000	\$900,000	County match and company investment	\$0	\$900,000	Agreement under review	12/31/2011
Union Pacific Railroad and Iowa Northern Railway	Rebuild rail bridge in Waterloo*	\$5,437,200	\$1,000,000	Railroad match and FRA grant award	\$1,000,000	\$0	Completed	12/31/2009
	TOTAL	\$18,481,294	\$3,317,473		\$1,000,000	\$2,317,473		

FY 2011 Rail Revolving Loan and Grant Program (RIIF)

Project Sponsor	Description of Project	Total Estimated Project Cost	State Share	Other Revenue Sources	State Funds Used	Remaining Obligated	Status of Project	Date Completed or Estimated Completion Date
Adams County Rail	Industrial Rail Spur Extension	\$ 1,758,922.00	\$ 879,461	Local match	\$0	\$ 879,461	Funds Awarded	12/31/2013
Eastern Iowa Industri	Construct Transloading Facility	\$ 8,474,244	\$ 2,000,000	Federal, state and local match	\$0	\$ 2,000,000	Funds Awarded	12/31/2013
Lomont Molding Inc	Rail Spur upgrade	\$ 138,560	\$ 110,848	Company match	\$0	\$ 110,848	Funds Awarded	12/31/2013
Nypro Kannaak	Rail Spur upgrade	\$ 255,951	\$ 174,022	Company match	\$0	\$ 174,022	Funds Awarded	12/31/2013
		\$ 10,627,677	\$ 3,164,331		\$0	\$ 3,164,331		

FY 2011 Rail Port Program (Revenue Bonds Capitals II)

Project Sponsor	Description of Project	Total Estimated Project Cost	State Share	Other Revenue Sources	State Funds Used	Remaining Obligated	Status of Project	Date Completed or Estimated Completion Date
Wind Energy Supply Chain Industrial Park (Iowa City)	Construct rail siding	\$ 2,112,400.00	\$ 1,056,200	Local match	\$0	\$ 1,056,200	Funds Awarded	7/1/2014
Southbridge Rail Yard (Sioux City)	Construct lead track and drop/pull yard	\$ 6,741,980	\$ 3,000,000	Local match	\$0	\$ 3,000,000	Funds Awarded	7/1/2014
Manly Terminal Wind Rail Port (Worth County)	Construct rail spur and loop track	\$ 8,237,468	\$ 3,000,000	Local and private match	\$0	\$ 3,000,000	Funds Awarded	7/1/2014
Lincoln Way Rail Port (Clinton)	Construct lead track	\$ 2,032,300	\$ 443,800	Local match	\$0	\$ 443,800	Funds Awarded	7/1/2014
		\$ 19,124,148	\$ 7,500,000		\$0	\$ 7,500,000		

FY 2009 RIF Appropriation for Dubuque Passenger Rail Depot/Platform

Description of Project	Total Estimated Project Cost	State Share	Other Revenue Sources	State Funds Used	Remaining Obligated	Status of Project	Date Completed or Estimated Completion Date
Construction of a depot and platform to accommodate the future AMTRAK service from Dubuque to Chicago	\$2,000,000	\$300,000	Federal Transit Administration/Local	\$0	\$300,000	Phase 1: feasibility study underway. Phase 2: Design scheduled to start in spring 2011.	6/30/2012
TOTAL	\$2,000,000	\$300,000		\$0	\$300,000		

FY 2010 Passenger Rail Service Revolving Fund (RIF)

Description of Project	Total Estimated Project Cost	State Share	Other Revenue Sources	State Funds Used	Remaining Obligated	Status of Project	Date Completed or Estimated Completion Date
Support in Development of Intercity Passenger Rail efforts	\$500,000	\$500,000	None	\$302,006	\$197,994	In Progress	12/31/2010
Funding reserved to match FY 2009 Recovery Act award to Iowa DOT for Chicago to Omaha Planning Study	\$2,000,000	\$1,000,000	None	\$19,962	\$980,038	In Progress	1/1/2013
Funding reserved to match federal FY 2010 High Speed and Intercity Passenger Rail (HSIPR) award to Iowa DOT for Chicago to Iowa City. Award announced by FRA in October 2010 to Iowa.	\$108,600,000	\$1,500,000	Federal Railroad Administration FY 2010 HSIPR award	\$0	\$1,500,000	In Progress	7/1/2015
TOTAL	\$111,100,000	\$3,000,000		\$321,968	\$2,678,032		

FY 2011 Passenger Rail Service Revolving Fund (funding from Underground Storage Tank Fund)

Description of Project	Total Estimated Project Cost	State Share	Other Revenue Sources	State Funds Used	Remaining Obligated	Status of Project	Date Completed or Estimated Completion Date
Funding reserved to match federal FY 2010 High Speed and Intercity Passenger Rail (HSIPR) award to Iowa DOT for Chicago to Iowa City. Award announced by FRA in October 2010 to Iowa.	See total project cost above for Chicago to Iowa City	\$2,000,000	Federal Railroad Administration FY 2010 HSIPR award	\$0	\$2,000,000	In Progress	7/1/2015
TOTAL		\$2,000,000		\$0	\$2,000,000		

Note: Total project cost for Chicago to Iowa City shown is the estimated Iowa portion of the total project corridor cost.

FY 2011 - Revenue Bonds Capitals II

Contract Number	Transit System	Description of Project	Total Estimated Project Cost	State Share	Other Revenue Sources	State Funds Paid to Date	Remaining Balance	Status of Project	Date Completed or Estimated Completion Date	Final Payment
12319	Ames Transit Agency (CyRide)	Construct additional bus storage/maintenance areas	\$4,897,614	\$800,000	Federal Transit Funds and Local	\$0	\$800,000	Project letting dependent on final FEMA approval of initial relocation project	Est. 6/30/12	
12320	Des Moines Area Regional Transit	Replace roof over maintenance area	\$500,000	\$400,000	Transit Agency Funds	\$0	\$400,000	Awarded 1/2011	Est. 6/30/12	
12733	Dubuque	Transfer facility	\$379,211	\$298,357	Transit Agency Funds	\$0	\$298,357	Awarded 1/2011	Est. 1/31/2013	
12734	Des Moines	Storm water rack and sanitation sewer (see supplemental funding from FY10 and FY11)	\$32,306	\$25,058	Transit Agency Funds	\$0	\$25,058	Awarded 1/2011	Est. 1/31/2013	
12738	Des Moines	Wash rack rehabilitation	\$30,000	\$24,000	Transit Agency Funds	\$0	\$24,000	Awarded 1/2011	Est. 1/31/2013	
12321	Southwest Iowa Transit Agency-SWITA (Region 13)	Construct a vehicle storage facility	\$565,732	\$452,585	Transit Agency Funds	\$0	\$452,585	Awarded 10/2010	Est. 6/30/12	
		GRAND TOTAL		\$2,000,000						

FY 2010 - RIIF 017 - Rebuild Iowa Infrastructure Fund

Contract Number	Transit System	Description of Project	Total Estimated Project Cost	State Share	Other Revenue Sources	State Funds Paid to Date	Remaining Balance	Status of Project	Date Completed or Estimated Completion Date	Final Payment
12738	Des Moines	Locker/washroom renovations	\$65,000	\$48,000	Transit Agency Funds	\$0	\$48,000	Awarded 1/2011	Est. 1/31/2013	
11760	City of Coralville	Construct bus wash bash and expanded parts storage, etc. for relocated transit maintenance facility (partial -- see also supplemental funding from FY07)	\$617,904	\$436,904	Transit Agency Funds	\$0	\$436,904	Awarded 12/2010	Est. 12/31/2011	
11761	Des Moines Area Regional Transit	Restoration of masonry structures and upgrade of energy management system at DART facility	\$100,000	\$80,000	Transit Agency Funds	\$79,920	\$80	Project completed	11/1/2010	
11767	Ottumwa Transit Authority	Expand maintenance shop serving OTA and 10-15 regional transit fleets to accommodate more vehicles and provide sufficient headroom to allow use of vehicle hoists	\$235,000	\$188,000	Transit Agency Funds	\$183,531	\$4,469	Awarded 09/10	Est. 12/31/2011	
11762	Region 2 Transit - Mason City	Expand/renovate facility shared with Mason City Transit to accommodate dispatch function now required to support direct operation of transit services in Cerro Gordo County by regional system	\$176,000	\$140,800	Transit Agency Funds	\$103,799	\$37,001	Project complete pending reimbursement request	12/31/2010	
11764	MIDAS Regional Transit (Region 5) - Ft. Dodge	Construct satellite transit operations and vehicle storage/maintenance facility in Webster City to support MIDAS transit services in Hamilton Co. (partial see also funding in FY09)	\$7,347	\$5,877	Transit Agency Funds	\$4,710	\$1,167	Awarded 12/09	Est. 12/31/2011	
11765	River Bend Transit (Region 9) - Davenport	Expand bus wash portion of River Bend facility to accommodate larger vehicles now being operated	\$130,000	\$104,000	Transit Agency Funds	\$67,019	\$36,981	Awarded 12/09	Est. 12/31/2011	
11766	Southeast Iowa Bus (region 16) - Burlington	Participate in transit share of purchase and remodeling of existing building to house planning commission functions including transit administration and operations	\$296,250	\$237,000	Transit Agency Funds	\$113,444	\$123,556	Awarded 12/09	Est. 12/31/2011	
12734	Des Moines	Storm water rack and sanitation sewer (see FY11 and supplemental funding from FY09)	\$12,144	\$9,419	Transit Agency Funds	\$0	\$9,419	Awarded 1/2011	Est. 1/31/2013	
		GRAND TOTAL		\$1,250,000						

FY 2009 - Revenue Bonds Capitals

Contract Number	Transit System	Description of Project	Total Estimated Project Cost	State Share	Other Revenue Sources	State Funds Paid to Date	Remaining Balance	Status of Project	Date Completed or Estimated Completion Date	Final Payment
10482	GyRide (Ames)	Reconstruction of the steam cleaning area (Moved to ARRA)	\$640,000	\$542,000	Transit Agency Funds	\$0	\$642,000	Project switched to ARRA	NA	
40484	City of Davenport	Relocate transit offices (Cancelled 8-9-10)	\$654,000	\$523,200	Transit Agency Funds	\$0	\$523,200	Project Cancelled	Est. 6/30/2010	
11760	City of Coralville	Construct bus wash bash and expanded parts storage, etc. for relocated transit maintenance facility (partial -- see also supplemental funding from FY07)		\$385,677	FEMA Funds, Transit Agency Funds	\$0	\$385,677	Awarded 12/10	Est. 12/31/2011	
10484	River Bend Transit (Region 9) - Davenport	Vehicle storage and wash bays (Moved to ARRA)	\$491,300	\$393,040	Transit Agency Funds	\$0	\$393,040	Project switched to ARRA	NA	
10483	Western Iowa Transit System (Region 12) - Carroll	Construct a vehicle storage addition (partial - see also supplemental funding from FY07)	\$85,446	\$68,357	Federal Transit Funds, Transit Agency Funds	\$68,357	\$0	Project complete	8/31/2009	
10968	City of Coralville	Relocate transit office/maintenance facility out of floodway	\$3,643,332	\$880,000	FEMA Funds, Transit Agency Funds	\$0	\$880,000	Awarded 12/10	Est. 12/31/2011	
11350	CyRide (Ames)	Rehabitate west wall exterior insulation finish system (EIFS) of Cy-Ride maintenance facility	\$200,000	\$160,000	Transit Agency Funds	\$60,175	\$99,825	Contract awarded 7/09	Est. 12/31/2011	
11764	MIDAS Regional Transit (Region 5) - Ft. Dodge	Construct satellite transit operations and vehicle storage/maintenance facility in Webster City to support MIDAS transit services in Hamilton Co. (partial see also funding in FY10)	\$710,554	\$568,443	Transit Agency Funds	\$1,990	\$566,453	Pending construction contract	Est. 12/31/2011	
12734	Des Moines	Storm water rack and sanitation sewer (see FY10 and FY11)	\$177,300	\$137,523	Transit Agency Funds	\$0	\$137,523	Awarded 1/2011	Est. 1/31/2013	
		GRAND TOTAL		\$2,200,000						

FY 2008 - RIIF 017 - Rebuild Iowa Infrastructure Fund										
Contract Number	Transit System	Description of Project	Total Estimated Project Cost	State Share	Other Revenue Sources	State Funds Paid to Date	Remaining Balance	Status of Project	Date Completed or Estimated Completion Date	Final Payment
09522	University of Iowa (Cambus)	Construct new vehicle storage building for CAMBUS (partial - see also supplemental funding from FY07)	\$1,166,319	\$702,268	Federal Transit Funds, Transit Agency Funds	\$0	\$702,268	Project complete pending receipt of reimbursement request	10/31/2010	
09523	Des Moines (DART)	Construct addition to vehicle storage building (partial - see also supplemental funding from FY07)	\$1,044,250	\$820,000	Federal Transit Funds, Transit Agency Funds	\$820,000	\$0	Project complete	11/3/2010	11/3/2010
09524	Region Six Planning Commission (Region 6) - Marshalltown	Transit portion of Joint Facility	\$385,043	\$100,876	Federal Transit Funds, Transit Agency Funds	\$100,876	\$0	Project complete	5/31/2009	12/18/2008
09525	Delaware, Dubuque and Jackson County Regional Transit Authority (Region 8) - Dubuque	Construct new regional transit office, storage and maintenance facility in Dubuque (partial - see also supplemental funding from FY07)	\$721,070	\$576,856	Transit Agency Funds	\$576,856	\$0	Project complete	6/30/2008	7/31/2008
		GRAND TOTAL		\$2,200,000						

FY 2007 - RC2 942 - Health Restricted Capitals Fund										
Contract Number	Transit System	Description of Project	Total Estimated Project Cost	State Share	Other Revenue Sources	State Funds Paid to Date	Remaining Balance	Status of Project	Date Completed or Estimated Completion Date	Final Payment
09410	Ames Transit Agency (CyRide)	Expand operations/administration area of CyRide maintenance facility-Ride Facility	\$1,100,000	\$880,000	Transit Agency funds	\$880,000	\$0	Project complete	5/31/2008	6/19/2008
09409	City of Cedar Rapids	Construct transit portion of new downtown Intermodal facility	\$2,589,453	\$455,000	Federal Transit Funds, Transit Agency Funds	\$0	\$0	Project dropped after city reorganization	NA	NA
09402	City of Davenport (CitiBus)	Construct new transit hubs adjacent to regional shopping center and on campus of local university	\$138,134	\$110,507	Transit Agency funds	\$110,507	\$0	Project complete	2/18/2009	2/18/2009
09408	Des Moines Area Regional Transit (DART)	Renovate maintenance area of DART facility	\$66,677	\$53,341	Transit Agency funds	\$53,341	\$0	Project complete	2/17/2010	2/17/2010
09404	City of Sioux City	Construct new parts storage building at transit maintenance facility	\$50,000	\$40,000	Transit Agency funds	\$40,000	\$0	Project complete	9/16/2008	9/16/2008
09407	North Iowa Area Regional Transit (Region 2) - Mason City	Construct a variety of projects to finish out recently constructed transit maintenance facility shared with City of Mason City	\$40,268	\$32,214	Transit Agency funds	\$32,214	\$0	Project complete	3/31/2008	5/14/2008
09406	RIDES/Regional Transit Authority (Region 3) - Spencer	Construct new satellite facility in Sheldon for transit vehicle storage and maintenance	\$500,000	\$200,000	Federal Transit Funds, Transit Agency funds	\$163,015	\$36,985	Pending final reimbursement request	12/31/2010	
09405	Western Iowa Transit System (Region 12) - Carroll	Expand transit maintenance and storage facility in Carroll	\$587,500	\$220,000	Federal Transit Funds, Transit Agency funds	\$220,000	\$0	Project complete	9/30/2008	9/17/2008
09525	Delaware, Dubuque and Jackson County Regional Transit Authority (Region 8) - Dubuque	Partial funding for FY08 project to construct new regional transit office, storage and maintenance facility in Dubuque	\$418,123	\$303,144	Transit Agency Funds	\$45,438	\$257,706	Project complete	6/30/2008	see FY08 above
09522	University of Iowa (Cambus) - Iowa City	Construct new vehicle storage building for CAMBUS (partial - see also funding from FY08)	\$222,165	\$177,732	Federal Transit Funds, Transit Agency Funds	\$0	\$177,732	Project complete pending receipt of reimbursement receipts	10/31/2010	
09523	Des Moines Area Regional Transit (DART)	Construct addition to vehicle storage building (partial - see also funding from FY08)	\$75,000	\$60,000	Transit Agency Funds	\$60,000	\$0	Project complete	11/3/2010	11/3/2010
10483	Western Iowa Transit System (Region 12) - Carroll	Partial funding for FY09 project to construct a vehicle storage addition in Carroll	\$82,054	\$65,643	Federal Transit Funds, Transit Agency Funds	\$65,643	\$0	Project complete	7/23/2009	7/23/2009
11760	City of Coralville	Construct bus wash and expanded parts storage, etc. for relocated transit maintenance facility (partial -- see also funding from FY10)	\$71,774	\$57,419	Transit Agency Funds	\$0	\$57,419	Awarded 12/2010	12/31/2011	
		GRAND TOTAL		\$2,200,000						

Bridge Safety Fund
(\$40 million from Revenue Bonds Capitals and \$10 million from Revenue Bonds Capitals II)
 Project Info

Program Year	County	Route	Project Number	Location	Work Type	Letting Date	Estimated Cost	Contract Amount	Funds Expended	Revenue Source		Anticipated Completion Date	Actual Completion (Form 435 Date)	Work Progress
										Bridge Safet Fund (Funds Obligated)	Primary Road Fund			
2010	Black Hawk	IA 57	FSSN-057-2(22)-3T-07	OVER SMALL NATURAL STREAM 0.4 MI. EAST OF GRUNDY CO. LINE	Bridge Replacement-CCS	10/20/2009	\$732,000	\$674,550.00	\$656,055.04	\$674,550.00			11/22/2010	100%
2010	Butler	IA 14	FSSN-014-7(25)-3T-12	IOWA HIGHWAY 14 OVER COLDWATER CREEK 1.1 MILES S. OF GREENE	Bridge Replacement-PPCB	11/17/2009	\$1,176,000	\$947,505.91	\$958,006.30	\$947,505.91	\$10,500.39	11/12/2010	12/20/2010	100%
2010	Adair	I-80	ISSN-080-2(218)76-1T-01	COUNTY RD. N54 OVER INTERSTATE 80	Bridge Deck Overlay	12/15/2009	\$189,000	\$173,502.90	\$160,812.58	\$173,502.90			9/10/2010	100%
2010	Crawford	US 59	FSSN-059-5(50)-3T-24	OVER W. BOYER RIVER IN CITY OF DENISON(NBL)	Bridge Deck Overlay	12/15/2009	\$504,000	\$490,900.40	\$557,136.09	\$490,900.40	\$66,235.69	11/19/2010		100%
2010	Greene	US 30	FSSN-030-3(31)-3T-37	OVER N. RACCOON RIVER 0.8 MILE W. OF CO. RD. P-14	Bridge and Approaches-PPCB	12/15/2009	\$2,680,000	\$2,368,203.02	\$2,343,997.98	\$2,368,203.02		11/19/2010		76%
2010	Marshall	IA 330	FSSN-330-2(86)-3T-64	OVER ASHER CREEK 2 MILES W. OF IA. 14	Bridge Deck Overlay	12/15/2009	\$350,000	\$271,796.50	\$293,155.05	\$271,796.50	\$21,358.55	11/19/2010	1/4/2011	100%
2010	Monona	IA 141	FSSN-141-2(54)-3T-67	OVER MAPLE RIVER IN MAPLETON 0.2 MILE EAST OF THE WEST JCT. WITH IA.175	Bridge Deck Overlay	12/15/2009	\$452,000	\$355,649.50	\$428,137.35	\$355,649.50	\$72,487.85	11/19/2010		100%
2010	Poweshiek	I-80	ISSN-080-5(283)188-1T-79	COUNTY RD. T-58 OVER INTERSTATE 80 4 MILES W. OF US 63	Bridge Deck Overlay	12/15/2009	\$235,000	\$258,431.26	\$276,303.36	\$258,431.26	\$17,872.10	11/19/2010	1/4/2011	100%
2010	Dallas	I-80	ISSN-080-2(217)100-1T-25	COUNTY ROAD F-60P-53 OVER I-80	Bridge Deck Replacement	12/02/2010	\$795,000	\$680,934.40	\$594,090.99	\$680,934.40		10/29/2010		46%
2010	Ida	IA 175	FSSN-175-3(33)-3T-47	OVER SMALL NATURAL STREAM 1.2 MILES SOUTHWEST OF BATTLE CREEK	RCB Culvert Replacement - Single Box	12/02/2010	\$400,000	\$155,950.10	\$158,799.19	\$155,950.10	\$2,849.09	11/19/2010		51%
2010	Iowa	US 151	FSSN-151-1(20)-3T-48	OVER PRICE CREEK 0.3 MILE N. OF IA. 220	Bridge Replacement-CCS	12/02/2010	\$1,406,000	\$1,136,401.50	\$1,065,202.09	\$1,136,401.50		11/19/2010		87%
2010	Lucas	US 34	FSSN-034-6(74)-3T-59	OVER BIKE PATH (ABANDONED R.R. LINE) 1.1 MILES.W. OF IA. 14	Bridge Deck Replacement	12/02/2010	\$404,000	\$523,208.20	\$586,512.74	\$523,208.20	\$63,304.54	9/20/2010		100%
2010	Pocahontas	IA 15	FSSN-015-1(7)-3T-76	OVER BEAVER CREEK 2 MILES N. OF ROLFE	Bridge Deck Replacement	12/02/2010	\$500,000	\$288,285.75	\$282,956.60	\$288,285.75		11/12/2010		90%
2010	Poweshiek	IA 21	FSSN-021-2(17)-3T-79	OVER BEAR CREEK 1 MILE S. OF W. JCT. US 6	Bridge Deck Replacement	12/02/2010	\$672,000	\$420,685.12	\$432,497.20	\$420,685.12	\$11,812.08	11/19/2010		100%
2010	Harrison	I-29	ISSN-029-5(215)82-1T-43	F50 OVER I-29	Bridge Deck Replacement	2/16/2010	\$814,000	\$655,706.69	\$117,328.18	\$655,706.69		11/19/2010		16%
2010	Polk	IA 17	FSSN-017-1(18)-3T-77	OVER DES MOINES RIVER 3.6 MILES N. OF IA 141	Bridge Deck Replacement	2/16/2010	\$1,912,000	\$1,740,854.95	\$1,793,444.11	\$1,740,854.95	\$52,589.16	12/9/2010		100%
2010	Wright	IA 17	FSSN-017-4(33)-3T-99	OVER BOONE RIVER 3.0 MILES SOUTH OF EAGLE GROVE	Bridge Deck Replacement	2/16/2010	\$665,000	\$616,732.30	\$631,737.01	\$616,732.30	\$15,004.71		11/29/2010	100%
2010	Calhoun	IA 7	FSSN-007-4(18)-3T-13	OVER CCP R.R. 0.9 MILE E. OF CO. RD. P-19	Bridge Deck Overlay	3/16/2010	\$620,000	\$475,596.80	\$407,203.20	\$475,596.80		11/19/2010		78%
2010	Ida	US 59	FSSN-059-6(35)-3T-47	OVER ODEBOLT CREEK 0.1 MILE S. OF IA. 175	Bridge Deck Overlay	3/16/2010	\$393,000	\$257,139.57	\$503,719.81	\$257,139.57	\$246,580.24	11/19/2010		100%
2010	Monona	IA 183	FSSN-183-2(41)-3T-67	OVER JORDAN CREEK 0.2 MILES SOUTH OF MOORHEAD	Bridge Deck Overlay	3/16/2010	\$299,000	\$350,972.40	\$352,610.38	\$350,972.40		9/30/2010		51%
2010	Pottawattamie	I-680	ISSN-680-2(151)117-1T-78	OVER 185TH ST./CO. RD. G-14(WBL)	Bridge Deck Replacement	3/16/2010	\$677,000	\$624,993.70	\$619,252.38	\$624,993.70		11/24/2010		96%
2010	Crawford	IA 39	FSSN-039-1(24)-3T-24	OVER SPANGLER CREEK 0.4 MILE E. OF CO. RD. M-35	Deck Joint Repair	4/20/2010	\$400,000	\$249,213.25	\$250,305.78	\$249,213.25	\$1,092.53	11/19/2010		94%
2010	Johnson	IA 1	FSSN-001-5(87)-3T-52	SOUTHBOUND IA 1 OVER IOWA RIVER IN IOWA CITY	Bridge Deck Overlay	4/20/2010	\$439,000	\$509,775.89	\$508,937.89	\$509,775.89		9/30/2010		100%
2010	Monona	IA 37	FSSN-037-1(47)-3T-67	OVER SOLDIER RIVER 0.4 MILE E. OF IA 183	Deck Joint Repair	4/20/2010	\$274,000	\$207,800.90	\$209,723.62	\$207,800.90	\$1,922.72	10/13/2010		100%
2010	Woodbury	I-29	ISSN-029-6(213)142-1T-97	SB OVER 8TH ST. 2.0 MILES S. OF JUNCTION U.S. 20	PPCB Repair	4/20/2010	\$126,000	\$25,501.00	\$24,173.50	\$25,501.00		11/19/2010		100%
2010	Pottawattamie	US 6	FSSN-006-1(121)-3T-78	WESTBOUND US 6 OVER MOSQUITO CREEK 1 MILE W. OF I-80	Deck Joint Repair	5/18/2010	\$269,000	\$233,458.13	\$230,365.94	\$233,458.13		10/28/2010		98%
2010	Pottawattamie	I-29	ISSN-029-2(69)47-1T-78	NORTHBOUND I-29 OVER BNSF/CBEC R.R. 1.3 MILES S. OF IA. 92	Bridge Deck Overlay	5/18/2010	\$544,000	\$554,481.70	\$582,849.67	\$554,481.70	\$28,367.97	1/21/2011		100%
2010	Pottawattamie	I-29	ISSN-029-2(70)47-1T-78	SOUTHBOUND I-29 OVER BNSF/CBEC R.R. 1.3 MILES S. OF IA. 92	Bridge Deck Overlay	5/18/2010	\$572,000	\$553,800.30	\$621,695.65	\$553,800.30	\$67,895.35	1/21/2011		100%
2010	Cass	I-80	ISSN-080-2(216)65-1T-15	OVER N28 4 MILES E. OF U.S. 71	Bridge Deck Replacement	6/15/2010	\$1,324,000	\$1,362,347.20	\$641,671.18	\$1,362,347.20		11/12/2011		24%
2010	Lucas	US 34	FSSN-034-6(75)-3T-59	OVER BNSF AND UP RAILROADS 0.4 MILES EAST OF IA 14	Deck Joint Repair	6/15/2010	\$519,000	\$284,812.26	\$252,962.60	\$284,812.26		11/12/2010		62%
2010	Woodbury	IA 141	FSSN-141-1(31)-3T-97	OVER DRAINAGE DITCH 2 MILES W. OF CO. RD. K-64	Bridge Deck Replacement	6/15/2010	\$499,000	\$452,244.13	\$438,045.30	\$452,244.13		11/19/2010		57%
FY 2010 Totals							\$20,841,000	\$17,901,435.73	\$16,979,688.76	\$17,901,435.73	\$681,510.95			
2011	Hardin	US 65	FSSN-065-6(42)-3T-42	OVER IOWA RIVER IN IOWA FALLS	Bridge and Approaches-Other	7/20/2010	\$13,167,000	\$12,789,942.24	\$1,298,835.21	\$12,789,942.24		11/18/2011		10%
2011	Warren	I-35	ISSN-035-2(309)45-1T-91	OVER SOUTH RIVER 1.5 MILES SOUTH OF G-64(NBL)	Bridge Replacement-Steel Girder	10/19/2010	\$2,119,000	\$1,772,432.14	\$3,700.00	\$1,772,432.14		12/16/2011		0%
2011	Warren	I-35	ISSN-035-2(394)45-1T-91	OVER SOUTH RIVER, 1.5 MILES SOUTH OF G-64(SBL)	Bridge Replacement-Steel Girder	10/19/2010	\$1,766,000	\$1,475,254.68	\$3,200.00	\$1,475,254.68		12/16/2011		0%
2011	Pottawattamie	I-80	ISSN-080-1(350)40-1T-78	OVER WEST NISHNABOTNA RIVER 0.8 MILE W. OF US 59(EBL)	Bridge Replacement-Steel Girder	11/16/2010	\$2,731,000	\$2,714,877.33	\$16,270.00	\$2,714,877.33		1/13/2012		0%
2011	Adair	I-80	ISSN-080-2(198)85-1T-01	I-80 Over Middle River 1.4 Miles West Of IA 25 (WBL)	Bridge Replacement-Steel Girder	1/19/2011	\$2,095,000	\$0.00	\$2,095,000.00		11/12/2011			
2011	Cass	I-80	ISSN-080-2(194)69-1T-15	I-80 Eastbound Over Crooked Creek 1.6 Miles West Of Jct. IA 148	Bridge Replacement-PPCB	1/19/2011	\$1,794,000	\$0.00	\$1,794,000.00		11/12/2011			
2011	Cass	I-80	ISSN-080-2(219)69-1T-15	I-80 Westbound Over Crooked Creek 1.6 Miles West of Jct. IA 148	Bridge Replacement-PPCB	1/19/2011	\$1,218,000	\$0.00	\$1,218,000.00		11/12/2011			
2011	Davis	IA 2	FSSN-002-8(29)-3T-26	IA. 2 Over Fox Creek 1.7 Miles E of Appanoso Co. Line	Structures - Miscellaneous	1/19/2011	\$1,173,000	\$0.00	\$1,173,000.00		11/18/2011			
2011	Polk	I-35	ISSN-035-2(301)69-1T-77	I-35 SB & NB Over IALS R.R. In City of West Des Moines (Stage 1 - Median)	Bridge Replacement-PPCB	1/19/2011	\$1,736,000	\$0.00	\$1,736,000.00		11/12/2011			
2011	Washington	IA 92	FSSN-092-9(129)-3T-92	Over W. Branch Crooked Creek 2.6 Miles W. Of W. Jct. Ia. 1	Bridge Replacement-PPCB	1/19/2011	\$1,441,000	\$0.00	\$1,441,000.00		11/18/2011			
2011	Iowa	US 151	FSSN-151-1(23)-3T-48	Over Iowa River Overflow 0.9 Miles South Of Ia. 220	RCB Culvert Replacement - Twin Box	2/15/2011	\$617,000	\$0.00	\$617,000.00		11/18/2011			
2011	Iowa	US 151	FSSN-151-1(27)-3T-48	US 151 Over Mill Race Creek 0.4 Miles South Of Ia 220	Bridge Replacement-CCS	2/15/2011	\$886,000	\$0.00	\$886,000.00		11/18/2011			
2011	Plymouth	US 75	FSSN-075-2(55)-3T-75	Southbound US 75 Over Dry Creek 2.0 mi South of S.R. C-44	Reconstruction - RCB Culvert Ext - Twin	2/15/2011	\$230,000	\$0.00	\$230,000.00		11/18/2011			
2011	Polk	US 69	FSSN-069-4(94)-3T-77	In The City Of Des Moines Over R.R. Tracks & Scott Ave. 0.7 Mile S. Of I-235	Bridge Repair	2/15/2011	\$553,000	\$0.00	\$553,000.00		11/18/2011			
2011	Sioux	US 75	FSSN-075-3(47)-3T-84	Over Burr Oak Creek 3.1 Miles N. of the N. Jct. US 18	Bridge Replacement-CCS	2/15/2011	\$953,000	\$0.00	\$953,000.00		11/18/2011			
2011	Butler	IA 14	FSSN-014-7(29)-3T-12	Ia. 14 Over Phepys Creek 0.6 Mile S. Of Ia. 57	RCB Culvert Replacement - Twin Box	3/15/2011	\$948,000	\$0.00	\$948,000.00		11/18/2011			
2011	Clarke	I-35	ISSN-035-2(295)37-1T-20	Over S. Squaw Creek 0.7 mile N. Of Ia. 152(NBL)	Bridge Replacement-PPCB	3/15/2011	\$1,500,000	\$0.00	\$1,500,000.00		11/16/2012			
2011	Clarke	I-35	ISSN-035-2(299)39-1T-20	Over Squaw Creek 2.5 miles N. of Ia. 152 (NBL)	Bridge Replacement-Steel Girder	3/15/2011	\$1,500,000	\$0.00	\$1,500,000.00		11/16/2012			
2011	Decatur	US 69	FSSN-069-1(36)-3T-27	US 69 Over Grand River 0.6 Miles North of County Road J-66	Bridge Replacement-PPCB	3/15/2011	\$2,021,000	\$0.00	\$2,021,000.00		11/18/2011			
2011	Sac	US 71	FSSN-071-6(45)-3T-81	US 71 Over Small Natural Stream 2.0 mi North of Jct. IA 196	Structures - Miscellaneous	3/15/2011	\$731,000	\$0.00	\$731,000.00		11/18/2011			
2011	Decatur	US 69	FSSN-069-1(36)-3T-27	US 69 Over Grand River 0.6 Miles North of County Road J-66	Bridge Replacement-PPCB	3/15/2011	\$2,021,000	\$0.00	\$2,021,000.00		11/18/2011			
2011	Plymouth	US 75	FSSN-075-2(54)-3T-75	Over D.D. 1 Mile N. of Co. Rd. C-60 In Hinton (NBL/SBL)	Pipe Culverts	4/19/2011	\$294,000	\$0.00	\$294,000.00		11/18/2011			
2013	Clarke	I-35	ISSN-035-2(296)37-1T-20	Over S. Squaw Creek 0.7 mile N. Of Ia. 152(SBL)	Bridge Replacement-PPCB	9/18/2012	\$1,500,000	\$0.00	\$1,500,000.00		11/15/2013			
2013	Clarke	I-35	ISSN-035-2(300)39-1T-20	Over Squaw Creek 2.5 Miles N. Of Ia. 152(SBL)	Bridge Replacement-Steel Girder	9/18/2012	\$1,500,000	\$0.00	\$1,500,000.00		11/15/2013			
							\$65,335,000	\$36,653,942	\$18,301,694	\$61,364,942	\$681,511			

City/County FY 2010/11 Appropriation Project Status
 (Includes \$39.45 million from RIF and \$5.55 million from Recovery Act Government Stabilization Funds (HF 820))

Agency/Name	Description of Project	Location of Project	I-JOBS Funds Appropriated in FY 2010	I-JOBS Funds Appropriated in FY 2011	Project Estimated Costs	I-JOBS Funds Expended to Date	Status of Project	List of All Revenue Sources	Estimated Completion Date
Ackley	1/2" roadstone for street repair	City of Ackley			\$82.05	\$82.05	Fully Completed	streets	28 Oct-10
	13.55 tons cold mix for street repair	City of Ackley	\$7,901.17	\$9,613.67	\$1,066.75	\$1,066.75	Fully Completed	streets	10 Dec-10
Ackworth	124.95 tons of salt/sand mixture	City of Ackley			\$5,622.75	\$5,622.75	50% or More Complete	Streets	09-Sep-09
	96 tons of salt/sand mixture	City of Ackley			\$4,800.00	\$4,800.00	50% or More Complete	streets	24-Oct-10
Adair County	REPAIR CITY STREETS	WITTICH CITY	\$371.25	\$451.72	\$0.00	\$0.00	Not Started	ROADSIDE TAX FUNDS	31-Mar-10
	Materials for bridge replacement	North 29 Union Township 29.74-30	\$94,406.54	\$114,102.01	\$65,000.00	\$0.00	Not Started	Jobs & Local	30-Nov-10
Adams County	Materials for Bridge Replacement	North side section 21, Washington Twisp 21-74-33			\$65,000.00	\$0.00	Not Started	Jobs & Local	30-May-11
	Class A bridge deck repair	At various locations throughout the county	\$68,378.79	\$84,115.68	\$80,000.00	\$51,292.51	Fully Completed	Secondary road fund	29-Oct-10
Adel	Full depth "C" concrete pavement patching	At various locations throughout the county			\$190,000.00	\$101,201.96	Fully Completed	Secondary road fund	22-Oct-10
	Will begin street project next spring. Rip out old brick streets, and replace with new along with new street scape.	Downtown area, historic district around courthouse.	\$15,003.06	\$18,254.81	\$2.20	\$0.00	Not Started	GO bonds and I-jobs money	30-Sep-10
	Will begin street project next spring. Rip out old brick streets, and replace with new along with new street scape.	Downtown area, historic district around courthouse.			\$2,200,000.00	\$0.00	Not Started	GO bonds and I-jobs money	30-Sep-10
Afton	Will begin street project next spring. Rip out old brick streets, and replace with new along with new street scape.	Downtown area, historic district around courthouse.			\$2,800,000.00	\$0.00	Not Started	GO bonds and I-jobs money	30-Sep-10
	Asphalt repairs to various corners on several streets in Afton	Various Street Corners (Browning at Hwy 169, Clayton at Scott, Polk, and Filmore, Webster at Polk and Filmore, McIdery at Grand & Scott)			\$930.00	\$930.00	Fully Completed	UOBS	15-Sep-10
Agency	Fix water drainage problem on Street	South Clayton near Scott Street	\$4,005.18	\$4,873.26	\$50.40	\$27.60	Fully Completed	Road Use Tax	25-Nov-09
	Repair Street by tearing out ruts and leveling back with rock.	East Iowa Street			\$89.03	\$89.03	Fully Completed	None	30-Jun-10
	Replace culvert under South Clayton Street.	Clayton Street in front of 308 S. Clayton St., Afton, IA 50830			\$3,736.97	\$3,736.97	Fully Completed	None	30-Sep-10
	Replace Culvert under Street	South Dodge Street near Highway 169 Intersection			\$3,888.55	\$3,888.55	Fully Completed	None	30-Jun-10
	Rock	Used on various streets in Afton			\$206.29	\$206.29	Fully Completed	Road Use Tax	30-Nov-10
Agency	Maintenance patch repair to existing asphalt street.	N Vine Street and N Oak Street	\$2,716.71	\$8,305.53	\$3,305.53	\$3,305.53	Fully Completed	I job funds	22-Nov-10
	Replace existing wood poles with steel and replace street and city signs.	Throughout City			\$3,000.00	\$2,716.71	Fully Completed	I Job funds, along with general fund misc.	15-Dec-09
Ainsworth	Re-shape & prepare road bed. Apply double layer 3/8" chip and seal coat.	Hwy. 92 to West end of Tam St. then south to end of Tam stub street. Throughout Town	\$2,288.68	\$2,784.72	\$8,366.07	\$2,288.68	Fully Completed	Road Use Tax Funds.	16-Sep-09
Alkon	Street Maintenance and Reconstruction	Portlandville Heights	\$6,503.51	\$7,913.08	\$100,000.00	\$7,913.08	Fully Completed	UOBS Funding	01-Sep-10
Alkon	Street paving for Portlandville Heights	Portlandville Heights	\$6,503.51	\$7,913.08	\$300,000.00	\$6,503.51	Fully Completed	UOBS	24-Sep-10
Albert City	The project has not yet been determined	Albert City	\$3,096.70	\$3,767.88	\$0.00	\$0.00	Not Started	Road Use Tax Fund	30-Jun-11
Albia	none	various in City of Albia	\$16,188.71	\$19,695.00	\$0.00	\$0.00	Not Started	I Jobs Funding, received	31-Mar-10
Albia	purchase a Western V plow snow plow from Central Iowa Machine in Marshalltown Iowa for the purpose of maintaining the cities streets for snow removal	Marshalltown Iowa	\$2,585.68	\$3,146.10	\$5,269.94	\$5,269.94	Fully Completed	I-jobs money	01-Aug-10
Alburnett	resiar deteriorated manhole covers in street	North Street	\$2,441.55	\$2,970.72	\$0.00	\$0.00	Not Started	I-jobs	31-May-11
Alden	Repaired Storm Sewer Tile	Intersection of Water Street and Center Street	\$3,948.40	\$4,804.18	\$4,900.74	\$4,804.18	Fully Completed	Road Use Tax Money	17-Sep-10
Alden	We purchased a Poly-Tomato Sander, Boss-T Frame RT3 V Plow and 2 new 8'2" Formed Cutting Edge Blades for snow removal	City of Alden Street Department 1018 Water Street Alden, Iowa 50006	\$3,948.40	\$4,804.18	\$4,236.59	\$3,948.40	Fully Completed	Road Use Tax Funding	28-Dec-09
Alexander	asphalt patching and single coat	Harrison Street Alexander, Iowa 50420 Phillips Street to Diagonal to Commercial to Main Street. E. North Street from Hall Street to Thorington Street	\$486.19	\$591.57	\$7,700.00	\$1,077.76	Fully Completed	UoBS	16-Jun-10
Algona	3 1/2 inch mill and overlay	Commercial to Main Street. E. North Street from Hall Street to Thorington Street	\$25,074.98	\$30,509.72	\$950,000.00	\$33,797.20	Fully Completed	I-jobs-T-21 Road Use Tax Funds	28-Oct-10
	milling and 5 inches of asphalt	Commercial to Main Street. E. North Street from Hall Street to Thorington Street			\$21,787.50	\$21,787.50	Fully Completed	Road Use Tax monies	30-Nov-09
Allamakee County	New Motorgrader and New Snow Plow Tandem Truck	Waukon, Iowa	\$101,583.01	\$124,867.44	\$250,000.00	\$114,800.00	50% or More Complete	UOBS & Allamakee County Secondary Road Department	30-Jun-11
	New snow plow tandem truck	Waukon			\$150,000.00	\$101,583.01	Fully Completed	UOBS Allamakee County	11-Feb-10
Alleman	CONCRETE REPAIR ON DENNLER DRIVE/ALLEMAN DIAMOND REPAIR IN SEVERAL LOCATIONS ON THAT STREET	DENNLER DRIVE ALLEMAN IOWA	\$1,004.36	\$1,232.05	\$11,151.01	\$1,004.36	Fully Completed	road use taxes and loans	14-Jul-09
Alleman	MONEY WILL GO TOWARDS THE PURCHASE OF GOLD PATCH AND ROCK FOR THE ROADS FOLLOWING THE WINTER SEASON.	TO BE DETERMINED	\$2,441.55	\$2,970.72	\$3,000.00	\$0.00	Not Started	I JOB AND CITY	30-Jun-11
Allerton	ROAD ROCK OR COLD PATCH FOR ROAD REPAIR	Roads in Allerton	\$2,441.55	\$3,000.00	\$3,000.00	\$2,441.55	Fully Completed	ROAD FUND - \$369.67 IJOBS - 2441.55	31-May-10
Allison	no projects to report to date	NO WORK IS DONE - NO LOCATION	\$4,393.91	\$5,346.24	\$55,000.00	\$4,393.91	Fully Completed	no IJOBS FUNDS USED	17-Mar-10
Alta	New Pickup for use by the Alta Street Dept.	223 Main	\$8,145.77	\$9,911.27	\$23,000.00	\$8,145.77	Fully Completed	UOBS and RUT funds will be used to purchase a pickup for the street dept.	01-Apr-10
Alta	Project to be determined during budget preparation. Main Street concrete replacement is a possibility.	1000 Main Street.			\$0.00	\$0.00	Not Started	UOBS	31-Mar-11
Alta Vista	Repair work on curb and street. Work was completed as stated.	North White Avenue, Alta Vista Iowa	\$652.43	\$793.84	\$4,326.80	\$652.43	Fully Completed	Total cost of project was \$4326.80. \$652.43 from UOBS and the remaining portion paid by the City of Alta Vista	20-Oct-09
Alton	Router out and fill cracks with tar.	3rd Avenue from Highway 10 to South City Limits	\$4,782.63	\$5,819.22	\$10,601.85	\$1,061.85	Fully Completed	UOBS & RUT	30-Nov-10
Altona	2010 International - 7400 6XA 6X4	Altona	\$58,094.82	\$70,686.25	\$146,831.00	\$58,094.82	Fully Completed	ROAD USE FUNDS	13-Nov-09
Altona	ASPHALT RESURFACING IN ALTONA	NE 64TH ST. TO CASEBEER TO HIGHWAY 169	\$58,094.82	\$70,686.25	\$37,373.56	\$37,373.56	Fully Completed	ROAD USE TAX FUND	19-Aug-10
Amama Colonies*	Study of the Amama Drainage Issues to Determine a Plan and Policy for Future Drainage Projects.	Amama, IA	\$5,621.23	\$6,839.50	\$10,900.00	\$5,382.00	Less than 50% Complete	Ijobs	29-Oct-10
Ames	Reconstruction of full depth Asphalt by Asphalt Resurfacing restores surface texture, corrects structural deficiencies, and prevents deterioration of various streets. This process results in better riding surfaces, increased safety with improved surface	Multiple routes to be determined.	\$221,577.94	\$269,602.59	\$1,100,000.00	\$0.00	Not Started	I-Jobs, Road-Use Tax, Local Option Sales Tax	29-Oct-10
Ames	Cored out existing material, installed 18" of base stone and installed a 4" asphalt matt.	Chamber Drive			\$54,526.95	\$23,996.16	Fully Completed	UOBS stimulus funds and Local Option Sales Tax	29-Sep-09
Anamosa	Mill old surface and by 2" asphalt and repair broken curb	Nasmus Road, Pratt St, E. Cedar St, N. Pratt St, Mill St, N. Dawson St.	\$23,996.16	\$29,197.07	\$168,783.77	\$29,197.07	Fully Completed	Total project cost was \$168,783.77. The City used \$29,197.07 of I-Jobs stimulus funds and the remaining balance was paid with RUT funds and LOT funds.	14-Sep-10
Andover	Filling and repairing potholes	Main Street	\$201.43	\$247.52	\$40.00	\$40.00	Fully Completed	Street Fund	30-Oct-09
Andover	Ground down and resurfaced main street through town	Washington Street			\$42,000.00	\$163.43	Fully Completed	RUT	03-Jun-10
Andrew	Put up new speed limit signs, slow children at star signs, and red flags.	Washington Street			\$259.78	\$259.78	Fully Completed	I-jobs	08-Dec-10
Andrew	Design & Planning and construction of continuation of West VanBuren Street w/curb & gutter from Johnson Street intersection.	West VanBuren Street	\$1,816.04	\$2,209.65	\$36,806.36	\$4,025.69	Fully Completed	I-Jobs Funds and Road Use Tax Funds	13-Dec-10
Anita	Put asphalt over streets in town that were heavily damaged from all the rain and flooding during the storms in the summer of 2008.	Anita	\$4,581.72	\$5,574.76	\$4,211.72	\$4,211.72	Fully Completed	I-Jobs Stimulus Funds	28-Feb-10
Ankeny	Removal of existing pavement and PCC paving on the two lanes of NW 9th Street from NW Greenwood Street to NW Beechwood Street.	NW 9th Street from NW Greenwood Street to NW Beechwood Street.	\$157,940.51	\$192,172.43	\$994,859.22	\$350,112.94	Fully Completed	\$350,113 I-jobs Remainder from GO Bonds-Capital Project Funds	15-Nov-10
Anthon	Street resurfacing and patching	City limits of Anthon	\$2,834.64	\$3,449.02	\$7,000.00	\$6,283.66	Fully Completed	none	30-Jun-10
Aplington	resurface portion of 10th street	corner of 10th Street and Patriot (Hwy 57) North to City Limits	\$4,603.56	\$5,601.33	\$19,953.36	\$4,603.56	Fully Completed	City street funds	30-Sep-10
Appanoose County	Place Zinc AC overlay over existing asphalt pavement on road accessing airport.	545th Street	\$83,466.67	\$100,019.31	\$153,000.00	\$0.00	Not Started		15-Jun-10
Arcaha	Project to be determined	To be determined	\$1,707.26	\$2,077.29	\$0.00	\$0.00	Not Started	To be determined	31-Oct-10
Aredale	washed out roads and pot holes from the flood repaired with road rock.	To be determined by City Council at October 12, 2009 Council Meeting.	\$222.77	\$271.05	\$0.00	\$0.00	Not Started		09-Nov-09
Arion	to be determined at a later date	to be determined	\$508.26	\$618.41	\$0.00	\$0.00	Not Started	to be determined	29-Jan-10
Arlington	Patched areas where needed and seal coated areas of South, Liberty, High, Upper and Fairfield streets. Applied Pea gravel over seal coated areas.	City of Arlington.	\$1,631.88	\$1,985.57	\$17,505.70	\$1,631.88	Fully Completed		11-Aug-09
Armstrong	City started a storm sewer improvement project in September 2008. There was street replacement involved in this project. With the I-JOBS road funding monies, the City replaced additional street resurfacing which the original project did not call for.	A. Avenue Armstrong, Iowa	\$4,275.98	\$5,202.75	\$14,284.38	\$4,275.98	Fully Completed		31-Jul-09
Arnolds Park	Purchase a new 1-ton street truck w/ snow plow	City of Arnolds Park	\$5,075.27	\$6,175.28	\$30,000.00	\$0.00	Not Started	General Fund (Street Equipment)	30-Jun-10
Arthur	Mill & resurface street	3rd St	\$971.09	\$1,181.57	\$971.09	\$971.09	Fully Completed	Borrowed money against a CD	04-Aug-09
Asbury	Resurface	East City Limits to Radford Road	\$10,700.87	\$13,020.17	\$102,000.00	\$10,700.87	50% or More Complete		20-Aug-09
Ashton	To be determined at a later date.	To be determined	\$1,694.41	\$2,061.66	\$0.00	\$0.00	Not Started	To Be Determined	23-Sep-09
Ashtabula	To be determined at a later date.	To be determined	\$2,227.89	\$2,727.89	\$500.00	\$500.00	Not Started	To Be Determined	31-Dec-09
Ashtabula	repair along roadways to fix run off from heavy rains	City of Ashtabula	\$2,227.89	\$2,727.89	\$500.00	\$500.00	Fully Completed	RUT Fund/I-Jobs fund	18-Aug-09
Atlantic	Crack sealing of various streets	Various locations in the City of Atlantic	\$33,696.42	\$38,566.28	\$22,830.50	\$22,830.50	Fully Completed	IJOBS	13-Oct-10
Auburn	portion of expense to repave parking area along Hwy 71	Pine Street	\$1,292.84	\$1,573.05	\$5,000.00	\$1,292.84	Fully Completed	IA Dot	29-Apr-10
Auburn	unknown	unknown			\$0.00	\$0.00	Not Started	IJOBS	30-Jun-11
Audubon	Asphalt overlay and/or seal coating of several streets	Various blocks within the city limits	\$10,403.87	\$12,658.80	\$23,079.81	\$12,658.80	Fully Completed	IJOBS Funds and Local Option Tax Funds	20-Aug-10
Audubon	asphalt overlay of street	Seventh Avenue	\$3,287.73	\$3,287.73	\$23,000.00	\$10,403.87	Fully Completed	stimulus funds and local option tax funds	30-Sep-09
Audubon	Purchase of Granular Material	McClister Bayard Pit 2147 Highway 71, Audubon, IA 50025 & 408 W. Washington St., Etra, IA 50076	\$74,617.80	\$91,538.35	\$230,000.00	\$91,538.35	Fully Completed	Secondary Road Fund	06-Jul-10
Audubon County	Purchase of Granular Material and hauling	McClister Bayard Pit 2147 Highway 71, Audubon, IA 50025 & 408 W. Washington St., Etra, IA 50076	\$74,617.80	\$91,538.35	\$126,856.31	\$74,617.80	Fully Completed	IJOBS 4000-461, Secondary Funding	22-Oct-09

	Asphalt rubber crack repair, infrared patching, and skin patching	Locust Street, W. 3rd Street, Hill Street, 4th Street, 5th Street, 7th Street, Maple Street, Pearl Street, Main Street, Myrtle Street, Beech Street, Miller Drive, Pitcher Drive, Alleysways			\$50,317.70		\$5,643.85	Fully Completed	I-Jobs and Road Use Tax money	03-Nov-10
Aurelia	Milling of existing asphalt along gutter 7' wide and 1 1/4 inch depth followed by furnishing and installing a 1 1/4 asphalt overlay.	7th Street between Myrtle & Walnut 7th Street between Walnut & Willow Pearl Street between 6th & 5th Pearl Street between 4th & 3rd Pearl Street between 3rd & 2nd	\$4,638.50	\$5,643.85	\$40,217.00		\$4,638.50	Fully Completed		22-Sep-09
Aurora	T652 Tailgate Sander	2nd Avenue	\$478.61	\$682.31	\$2,015.00		\$478.61	Fully Completed	Road Use Tax Funds	09-Dec-09
Ayrshire	Street Lighting	In City of Ayrshire	\$591.19	\$719.32	\$591.19		\$0.00	Not Started		30-Nov-09
Badger	repair and add new storm drainage tile to intersection. This project will be done with the county. No bid letting has been done at this time and project start and finish date is unknown.	Intersection of P-59 and Center Avenue	\$2,664.30	\$3,241.76	\$30,000.00		\$0.00	Not Started	other funding source will be from RUT money and General Fund	30-Sep-10
Bagley	Asphalt resurfacing	2nd Avenue Main street from highway 141 south to 2nd St	\$1,415.21	\$1,721.94	\$28,780.80		\$1,721.94	Fully Completed	I-JOBS & Road Use Tax	21-Sep-10
Balltown	asphalt resurfacing	Horseshoe Road Balltown	\$114.64	\$139.49	\$28,828.40		\$1,415.21	Fully Completed		23-Sep-09
Balltown	snow removal Horseshoe RD maintenance	Horseshoe RD Balltown	\$114.64	\$139.49	\$414.31		\$134.64	Fully Completed	I-Jobs street finance	30-Mar-10
Balltown	Snow removal Horseshoe RD Maintenance	Elm Street between Pine and Seneca Streets	\$114.64	\$139.49	\$460.63		\$139.49	Less than 50% Complete	I-Jobs street finance	30-Mar-11
Barnes City	Patch and single seal coating	North Cherry Street (V13)	\$558.84	\$679.96	\$27,000.96		\$558.84	Fully Completed		23-Jun-09
Barnes City	Street repairs in Barnes City	North Cherry Street (V13)			\$1,000.00		\$679.96	Fully Completed	IOBS and Town of Barnes City	07-Dec-10
Barnum	alley patch, mill out and patch back in with hot mix asphalt	bathtub Post Office, alley between West Street and Center Street			\$500.00		\$500.00	Fully Completed		03-Aug-09
Barnum	mill out and patch back in with hot mix asphalt	Intersection of Center Street and Pierce Street	\$851.70	\$1,036.30	\$300.00		\$300.00	Fully Completed		03-Aug-09
Barnum	Mill out and patch back in with hot mix asphalt, water main patch	Pierce Street across from the school			\$1,750.00		\$51.70	Fully Completed		03-Aug-09
Barnum	Repair area on Center Street. Areas discussed were around telephone pole on south side of street, railroad crossing, and patching areas on East end of Front Street. After contacting railroad, council decided to wait until spring after railroad completes w	Center Street and Front Street, Barnum, IA			\$5,375.00		\$0.00	Not Started	I-JOBS and City Street Financial	30-Jun-11
Batavia	Repair to city tractor used for road and ditch maintenance.	Throughout city	\$2,183.85	\$2,657.18	\$2,367.89		\$2,183.85	Fully Completed		24-Sep-09
Battle Creek	To repair and/or maintenance streets	To be determined	\$3,245.20	\$3,948.57	\$80,000.00		\$7,193.77	Fully Completed	IOBS	25-Feb-10
Baxter	Resurface Intersection. Patch various areas around town.	State Street & Harrison Ave. Various streets as needed.	\$4,594.82	\$5,590.70	\$1,797.75		\$1,797.75	Fully Completed	Road Use	20-May-10
Bayard	City wide sealcoating design services	Bayards, Iowa	\$2,341.09	\$2,848.50	\$3,900.00		\$2,341.09	Fully Completed		21-Jul-09
Beaman	The project will not be started until spring. The project will be used to do full depth patching on existing concrete streets and gravel for spot repairs in public alleys.	City of Beaman	\$810.70	\$986.42	\$0.00		\$0.00	Not Started	I-Jobs and City of Beaman	30-Aug-11
Beaman	These funds will be used to do full depth patching on existing concrete streets and gravel for spot repairs in public alleys.	City of Beaman	\$810.70	\$986.42	\$15,000.00		\$0.00	Not Started	I-Jobs and City of Beaman	30-Aug-11
Bedford	Repair of Streets	Various locations around town.	\$7,075.68	\$8,609.26	\$17,500.00		\$15,684.94	Fully Completed	general fund	10-Jun-11
Belle Plaine	Sealcoating & Patch Work of Streets	Belle Plaine	\$12,570.25	\$15,294.72	\$570.25		\$570.25	Fully Completed	I-Jobs fundline	21-Jan-10
Belle Plaine	Sealcoating & Patch Work of Streets	4th Avenue & 16th Street to 77th Street	\$12,570.25	\$15,294.72	\$12,000.00		\$12,000.00	Fully Completed		06-Aug-09
Bellevue	Jefferson Avenue reconstruction	Jefferson Avenue starting at Sunrise Court running south to North Motte Street	\$10,264.10	\$12,488.74	\$15,000.00		\$10,264.10	Fully Completed	IObs Revenue	30-Jun-10
Bellevue	Replace water main and reconstruct Jefferson Street	Jefferson Street starting at 4th Street and continuing to 7th Street.			\$0.00		\$0.00	Not Started	I-Jobs Revenue Local Option Sales Tax Utility Funds	30-Jun-11
Belmont	We are going to repair portions of street that have deteriorated in at least four locations	Throughout the city			\$26,058.80		\$8,077.30	Fully Completed	About \$8000 will be from I-Jobs and roughly \$14,000 from Streets funding.	13-Aug-10
Belmont	We are going to replace manholes in the area of the city that receives flooding - the flooding comes back up through the storm sewers then infiltrates the sanitary sewer system. The river waters become contaminated but most importantly the flooded waters, out o	Manholes east of the Iowa River, west of 3rd Avenue NE and north of 5th Street SE to the city boundary.	\$11,181.32	\$13,604.75	\$22,000.00		\$15,050.00	Fully Completed	I-Jobs funding	30-Sep-10
Belmont	We have replaced manholes in the area of the city that receives flooding - the flooding comes back up through the storm sewers then infiltrates the sanitary sewer system. The river waters become contaminated but most importantly the flooded waters, out o	Along U.S. Highway 69 and on 1st Street NE near 8th Avenue NE			\$1,700.00		\$3,312.54	Fully Completed	I-Jobs	07-Sep-10
Bennett	Emergency Repair sink hole created by broken sewer line	South of Hwy 130 between Main Street and 6th Street	\$1,497.68	\$1,822.29	\$1,400.00		\$1,208.27	Fully Completed	I-Jobs funds	30-Jul-12
Benton	Provide and install 2' 24" HDPE pipe for culvert repair	Town of Benton	\$174.71	\$212.57	\$3,403.15		\$174.71	Fully Completed	I-Jobs money and FEMA money received	03-Aug-09
Benton	Ditch Cleaning	Town of Benton			\$910.58		\$212.57	Fully Completed	I-Jobs money and FEMA money received	21-Sep-10
Benton County	PCC Full Depth Patching	On Benton County road E66 from the south city limits of Norway south and east to US Hwy 151 (3.7 mi.)	\$18,827.32	\$168,846.07	\$96,395.68		\$96,395.68	Fully Completed	Secondary Road fund	07-Oct-09
Benton County	PCC Full Depth Patching on Benton County road E44	On Benton County road E44 between Newhall and Atkins			\$65,958.50		\$42,431.64	Fully Completed	Secondary Road fund	14-Oct-09
Benton County	31st Street Reconstruction	31st Street south of State Street.			\$82,836.61		\$81,487.16	Fully Completed	I-JOBS Funds	30-Jun-10
Bettendorf	Replacement of vehicle number 0027, 2001 International 4900, with a similar single axle dump truck to be used primarily for street maintenance and repair. The truck will also be equipped with a snow plow and related equipment.	Municipal Maintenance Center 4403 Devils Glen Rd Bettendorf, IA 52722	\$136,525.66	\$166,116.14	\$99,298.32		\$96,018.00	Fully Completed	\$55,038.50 of remaining FY 2010 I-JOBS allocation plus \$44,259.82 of the FY 2011 I-JOBS allocation. Any additional costs will be funded by City's Vehicle Replacement Fund.	30-Jun-11
Bettendorf	Replacement of vehicle number 0121, 2002 International 4900, with a similar tandem axle dump truck to be used primarily for street maintenance and repair. The truck will also be equipped with a snow plow and salt spreader equipment.	Municipal Maintenance Center 4403 Devils Glen Rd Bettendorf, IA 52722			\$126,291.89		\$125,136.64	Fully Completed	\$112,856.32 of FY 2011 I-JOBS funding. Any additional costs will be funded by City's Vehicle Replacement Fund.	30-Jun-11
Bevington	Hut for mail boxes	Bevington	\$200.71	\$244.21	\$1,700.00		\$200.71	Fully Completed	City of Bevington	03-Feb-10
Birmingham	Repair damaged culvert.	Madhawk Street, Birmingham, IA	\$1,353.97	\$1,647.43	\$1,482.28		\$1,353.97	Fully Completed	Road Use Tax Fund	08-Oct-09
Birmingham	Repaired broken culvert in storm sewer.	240 N. Liberty Birmingham, IA			\$325.85		\$651.70	Fully Completed	I-Jobs Grant	29-Dec-10
Black Hawk County	Brandon Rd Bridge Replacements Final Design Phase 1 - Supplemental Agreement 5	Brandon Road Section 19 & 20, T87N, R11W	\$121,195.54	\$145,676.72	\$200,000.00		\$47,257.66	Less than 50% Complete	I-Jobs	30-Jun-11
Black Hawk County	Brandon Road Bridge Replacements Final Design Phase 2 - Supplemental Agreement 5	Brandon Road Section 19 & 20, T87N, R11W			\$315,000.00		\$0.00	Not Started	I-Jobs & local	30-Jun-11
Black Hawk County	Asphalt resurfacing	Second Street and Main Street repairs to streets			\$1,822.60		\$943.63	Fully Completed		28-Jul-09
Blainsburg	Filling of holes and patching repairs. The City is on the Paving Director's schedule to be done as soon as possible within the next couple of months. At this time, we do not know the exact cost of the same, but is approximately \$1,500.00.	Especially Lake Street and will be doing patching repairs on any other City streets in need of the same.	\$943.63	\$1,148.15	\$1,500.00		\$0.00	Not Started	Road Use Fund	30-Aug-10
Blainstown	Repair all pot holes in city streets before winter	throughout city	\$2,978.77	\$3,624.39	\$3,500.00		\$1,000.00	Less than 50% Complete		20-Nov-09
Blainstown	Repair and replace street signs throughout the city	throughout city			\$3,000.00		\$1,100.00	Less than 50% Complete		30-Oct-09
Blainstown	Raising manhole covers for road work	Franklin St. and Mill St.			\$1,500.00		\$451.79	Fully Completed	IOBS and RUT was used for this project.	30-Jun-10
Blakesburg	alleyway on Polk corner of Monroe and State St.	Corner of Cass and Hah	\$1,178.79	\$1,434.28	\$1,800.00		\$727.00	Less than 50% Complete	I-Jobs and RUT were used on this report	05-Nov-09
Blanchard	GRAVEL APPLICATION ON CITY STREET	NORTH ST around town as necessary	\$173.81	\$211.49	\$663.45		\$385.30	Fully Completed	ROAD USE TAX	30-Jul-10
Blockton	gravel and blading of roads	as needed around town	\$675.17	\$821.50	\$3,163.86		\$821.50	Fully Completed	IOBS and RUT	07-Jul-10
Blockton	gravel and blading on city streets	as needed around town			\$675.17		\$675.17	Fully Completed	I-Jobs and Community Disaster Grants	24-Nov-09
Bloomfield	Plan to purchase a roller for the Street Department to help with street construction.	To be determined	\$11,360.40	\$13,822.64	\$11,360.40		\$0.00	Not Started	The entire amount of I-Jobs money we received, \$11,360.40, plus around \$1,000 to \$1,500 of City monies will be needed to purchase the roller	28-Feb-10
Bloomfield	Purchased a BOMAG BW900 2 TANDEM ROLLER in the total amount of \$14,000	Purchased from Carroll Distributing, Ottumwa, IA 52501			\$14,000.00		\$11,360.40	Fully Completed	I-Jobs funds of \$11,360.40 and City funds of \$2,739.60	01-Feb-10
Blue Grass	I-JOBS monies were allocated to the City's 2010 Sealcoat Project of several streets. Construction to begin June 2010.	Blue Grass, IA 52726	\$5,105.84	\$6,212.48	\$50,003.63		\$5,105.84	Fully Completed	I-JOBS/Road Use Funds	30-Jun-10
Bode	To be determined	Within City limits	\$1,014.89	\$1,239.72	\$5,000.00		\$0.00	Not Started	I-Jobs fundline	30-Mar-10
Bode	To be determined, project will be completed once the weather cooperates.	Within City limits			\$5,000.00		\$0.00	Not Started	I-Jobs funding	30-Jun-10
Bonaparte	Seal coat Lions Street that had been gravel. Full in shoulders on misc. streets.	200 block of Lions Street and misc streets in Bonaparte	\$1,489.75	\$1,812.64	\$1,489.75		\$1,489.75	Fully Completed	IOBS \$1489.75 Road Use Funds 411.35	23-Jun-09
Bondurant	2011 Ford F350 4WD 1 TN Reg Cab SL SRW truck	200 Second St NE Bondurant, IA			\$19,927.00		\$15,815.52	Fully Completed	IOBS	20-Aug-10
Bondurant	Class A Rock 55-25 Ton	Des Moines, IA			\$665.76		\$665.76	Fully Completed	IOBS	14-Sep-09
Bondurant	Crack Sealing NE 80 St/NE 94th Ave to N side of I-80 Bridge	NE 80 St/NE 94th Ave to N side of I-80 Bridge			\$7,875.73		\$7,875.73	Fully Completed	IOBS	30-Nov-09
Bondurant	Haul Rock and Blade Road	Garfield St SW, Bondurant, IA from 15th St SW to Hwy 330/65	\$12,998.28	\$15,815.52	\$1,280.79		\$1,280.79	Fully Completed	IOBS	11-Sep-09
Bondurant	Haul Skid Sand 7 loads 110 ton	Ankeny, IA			\$495.00		\$495.00	Fully Completed	IOBS	27-Oct-09
Bondurant	Mixed Skid Sand - 110 ton for winter roads	Des Moines, IA			\$2,123.00		\$2,123.00	Fully Completed	IOBS	19-Nov-09
Bondurant	Snow Fence Posts w/ Anchors 5086.5'	Ames, IA			\$247.50		\$247.50	Fully Completed	IOBS	28-Sep-09
Bondurant	Snow Fence Ch-6 4x100'	Ames, IA			\$310.50		\$310.50	Fully Completed	IOBS	30-Sep-09
Boone	Router, blowout and seal cracks along city streets	Boone, Ia	\$55,919.70	\$68,039.70	\$113,135.00		\$49,553.00	Fully Completed	I-Jobs Grant	31-Jul-10

Boone County	Annual Graveling operations throughout Boone County. The contract covers crushing appropriate amounts of gravel and hauling it to designated areas around Boone County	Throughout Boone County on approximately 742 miles 4TH AND BEECH NEAR THE COOP	\$108,070.95	\$131,702.91	\$394,063.22	\$239,773.86	Fully Completed	Secondary Road Fund	01-Oct-10
	DID SOME PATCHWORK AT 4TH AND BEECH NEAR THE COOP	4TH AND WALNUT NEAR SCHOOL			\$400.00	\$400.00	Fully Completed	IOBS	12-Oct-10
Bosholm	PUT DOWN ROAD GRAVEL AT 4TH AND WALNUT NEAR SCHOOL PARKING LOT	4TH AND WALNUT NEAR SCHOOL	\$809.36	\$984.77	\$820.00	\$584.77	Fully Completed	IOBS AND ROAD USE FUND	27-Oct-10
	ROAD REPAIRS AT BEECH AND 3RD AND 4TH STREETS AND INTERSECTION OF 2ND STREET	3RD & 4TH AND BEECH AND INTERSECTION OF 2ND			\$1,450.00	\$809.36	Fully Completed	ROAD USE FUNDS AND IOBS FUNDS	12-Nov-09
	Concrete patching to repair and stabilize portions of existing city streets.	W Webb Street curbsac; W Prairie Street Intersection; S Grant Street; S Lincoln Street; S Sherman Street; S Main Street; E Walnut Street.	\$2,935.10	\$3,571.25	\$8,422.50	\$3,571.25	Fully Completed	Road Use Tax Fund	21-Oct-10
Rayden	Hot-mix asphalt patching to repair and stabilize portions of existing city streets.	S. Lincoln Street between Webb St. & Railroad St. intersections; E Webb St. at Aurora St intersection; and Pleasant St. and Blaine St. intersection			\$9,750.00	\$2,935.10	Fully Completed		03-Aug-09
Brayton	Gravel decot & Clinton streets purchase of Cold Patch to Repair Winter Road/Street Damage	decot & Clinton streets City of Brayton	\$387.37	\$471.33	\$387.37 \$471.33	\$387.37 \$0.00	Fully Completed	I-Jobs & City of Brayton	16-Oct-09 02-Oct-10
	Repairing alley approaches	Alley between Main Street and Bruning Street on the west side of the block in the 100 Block.			\$4,500.00	\$1,729.42	Fully Completed	I-Jobs Funding and Road Use Funds	16-Oct-09
Breda	repairing alley approaches	Alley between Main Street and Bruning Street in the 100 block	\$1,729.42	\$2,104.25	\$2,500.00	\$1,729.42	Fully Completed	IOBS and road use tax funds	26-Oct-09
	Repairing Alley approaches/curb and gutter	Alley between Main Street and Maple Street in the 200 block on the west side of the block			\$4,000.00	\$374.83	Fully Completed	I-Jobs Funding and Road Use Funding	10-Jul-10
	Contract Maintenance, Furnish and applied Center line paving marking and edgeline marking to approx. 80 mi. of county paved system.	Various location within Bremer County			\$30,000.00	\$0.00	Fully Completed	Secondary Road Fund	18-Sep-09
Bremer County	Full Depth Reclamation with HMA Resurfacing. Let June 7, 2010	0.758 Miles of Roadway within Huber Subdivision, Sec. 26, T. 91N, R. 4W.	\$88,549.02	\$109,792.80	\$10,620.25	\$120,553.39	Fully Completed	Local LOST FUNDS	02-Sep-10
	Filling for Day Labor Bridge Construction and Bridges Maintenance Stock material for day labor bridges construction and bridge maintenance.	County Yard County yards			\$22,325.00 \$55,463.43	\$22,325.00 \$55,463.43	Fully Completed	Secondary Road Fund Secondary Road Funds	10-May-10 10-May-10
Bridgewater	The City of Bridgewater has not selected a project at this time	bridgewater	\$553.39	\$673.34	\$0.00	\$0.00	Not Started		30-Sep-09
	\$2.21 tons of patch mix delivered and placed	streets within the city limits of Brighton	\$1,000.63	\$3,650.96	\$2,011.81	\$0.00	Fully Completed	Road Use Tax Fund	14-Jun-10
Brighton	Removed old broken street tube and replaced it with a new one	100 Block of East Railroad Street			\$988.80	\$988.80	Fully Completed	Road Use Tax Fund	08-Oct-09
	we are continuing to rock streets and alley used by the public	Railroad st and 3 blocks of alleys behind Main st			\$750.00	\$640.57	Fully Completed	road use tax	21-Jul-10
Bristow	WE WILL BE USING THE EXTRA FUNDS TO ROCK ALLEYS IN TOWN THAT ARE FOR PUBLIC USE. WE HAVE NOT COMPLETED THE PROJECT AT THIS TIME BUT SHOULD BE DONE IN ABOUT A WEEK Locations to be determined	BRISTOW IOWA	\$526.46	\$640.57	\$557.01	\$526.46	Fully Completed	road use tax fund	12-Oct-09
Britt	PCC hot pour joint sealing and crack repair	nine blocks of 1st Ave from 2nd Street HW to 7th Street SW	\$8,962.53	\$10,905.06	\$10,000.00	\$8,962.53	Fully Completed	Local Option Sales Tax	18-Aug-09
Bronson	TARING AND REPAIRING OF THE STREETS	VARIOUS STREETS/TO BE DETERMINED YET.	\$917.09	\$1,115.86	\$2,230.20	\$917.09	Fully Completed	IOBS	02-Nov-09
Brooklyn	Brooklyn has not decided on a project at this time	Brooklyn, Iowa	\$5,970.65	\$7,264.72	\$0.00	\$0.00	Not Started	none	11-Mar-11
	Brooklyn has not yet decided on a project to use the \$5970.65.	Brooklyn, Iowa			\$0.00	\$0.00	Not Started	none at this time	08-Mar-10
	Gravel Elm St., Brunsville, Iowa	Elm St., Brunsville, IA			\$447.97	\$337.80	Fully Completed	I-Jobs Funding	15-Apr-10
Brunsville	Pave entrance into Recycle Bin	Ash Street, Brunsville, Iowa	\$637.68	\$775.90	\$775.90	\$0.00	Not Started	I-Jobs Funds	30-Jun-11
	Repair entrance driveway to Recycle Bin	Ash St., Brunsville, IA			\$319.88	\$319.88	Fully Completed	I-Jobs Funds	18-Mar-10
	Contracted Road Resurfacing	Northern half of Buchanan County including the townships of Fairbank, Hazleton, Buffalo, Madison, Fremont, Byron, Washington, and Perry	\$117,153.45	\$143,009.48	\$0.00	\$0.00	Not Started	I-Jobs Funds & Local Funds	05-Aug-11
Buchanan County	Road resurfacing contracted	The North half of Buchanan County in the townships of Fairbank, Hazleton, Buffalo, Madison, Fremont, Byron, Washington and Perry.			\$117,153.45	\$0.00	Fully Completed	I-Jobs money and Local funds	30-Jun-10
Buck Grove	kane between 4th & 5th St	to be determined	\$154.25	\$187.68	\$3,384.64	\$154.25	Fully Completed	I-Jobs	30-Jun-10
Buckeye	We haven't determined when to do our roads yet	City Of buckeye	\$337.30	\$410.41	\$0.00	\$0.00	Not Started	IOBS	22-Jun-10
	Construct a structure to store ice control materials	County Maintenance yard 1510 Richard, Storm Lake, IA	\$102,509.06	\$123,821.86	\$105,000.00	\$0.00	Not Started	I-JOBES	02-Sep-11
Buena Vista County	Replace existing bridge with Precast RC Box Culvert	West side Section 8 Grant Twp			\$120,000.00	\$0.00	Not Started	I-JOBES and local	27-May-11
	Repair approach to HWY 22 on Oak Street	Spruce Street and HWY 22			\$2,000.00	\$1,950.20	Fully Completed	I-Job	26-Jul-10
Buffalo	Repair curb and street from water main break	Main Street and HWY 22	\$5,769.74	\$7,020.26	\$1,780.93	\$3,780.93	Fully Completed	I-Job	09-Jul-10
	Repair ditch and culverts	Spruce Street			\$5,000.00	\$5,000.00	Fully Completed	I-Job	24-Sep-10
	Repair street cave in and replace culvert below street	200 Block of Fourth Street			\$6,164.80	\$4,020.06	Fully Completed	I-Jobs	01-Jun-10
Buffalo Center	street lighting for our city	all streets in our city	\$4,206.10	\$5,117.73	\$4,206.10	\$4,206.10	Fully Completed	IOBS	25-Sep-09
	1 Ton Dump Truck for roadway maintenance - \$35,000	City-wide			\$25,000.00	\$21,581.00	Fully Completed	I-JOBES	30-Jun-10
	2 1/2 TON DUMP TRUCK - \$90,000	CITY-WIDE			\$90,000.00	\$0.00	Less than 50% Complete	I-JOBES	30-Jun-11
	2 1/2 Ton Dump Truck for roadway maintenance - \$75,000	City-wide			\$85,000.00	\$82,465.00	Fully Completed	I-JOBES	30-Jun-10
	HEX 90 OIL FOR TOTAL PATCHER TO REPAIR CITY STREETS - \$40,000	CITY-WIDE	\$117,234.78	\$142,632.00	\$40,000.00	\$10,505.00	Less than 50% Complete	I-JOBES	30-Jun-11
	PAINT FOR CITY STREETS - \$12,632	CITY-WIDE			\$12,632.00	\$0.00	Not Started	I-JOBES	30-Jun-11
	Purchase LED bulbs and indicators to provide more energy efficient signals - \$26,200	Traffic signals city-wide			\$26,200.00	\$5,548.78	Fully Completed	I-JOBES	17-May-10
	Snow plow for roadway maintenance - \$9,000	City-wide			\$8,000.00	\$7,950.00	Fully Completed	I-JOBES	30-Jun-10
Burt	7th Street asphalt leveling	7th Street from Beech Street to Bush Street	\$2,428.44	\$2,954.78	\$2,000.00	\$2,428.44	Fully Completed	I-JOBES	03-Sep-09
	level & seal coat on Bush Street	Bush Street between 4th Street & 5th Street			\$4,231.64	\$2,954.78	Fully Completed	Road Use Fund	28-Jun-10
Bussey	Patch potholes and seal coat a city street.	Edwards street from 8th street to 6th street.	\$1,612.89	\$1,962.46	\$3,600.00	\$3,575.35	Fully Completed	\$3375.35 from IOBS funding and \$24.65 from Road Use Tax.	07-Oct-10
	Purchase concrete pipe and aprons to replace and extend various culverts under C13 ahead of next years resurfacing.	C13			\$25,590.00	\$22,245.15	Fully Completed	IOBS & Local	21-Dec-10
Butler County	Purchase of backhoe for use in roadside management program	Allison Shop	\$109,622.21	\$132,967.55	\$110,925.00	\$109,100.43	Fully Completed	IOBS	30-Mar-10
	Purchase of backhoe for use in roadside management program. Project is entered to show that we expended 100% of FY2010 IOBS funds.	Allison Shop			\$110,925.00	\$521.78	Fully Completed	IOBS	22-Mar-10
	Purchase of corrugated metal pipe culverts	Various			\$10,402.40	\$10,402.40	Fully Completed	IOBS	28-Oct-10
Calamus	Purchase tractor and boom mower for use in roadside management program	Allison shop	\$1,316.84	\$1,602.26	\$10,000.00	\$10,000.00	Fully Completed	IOBS	19-Oct-10
	street repair and seal coating	Calamus city streets			\$1,316.84	\$1,316.84	Fully Completed	I-Job	30-Jun-09
Calhoun County	2009 Cit 140M motorgrader we have not determined project yet	Lake City, Iowa	\$94,784.21	\$116,134.22	\$162,000.00	\$94,784.21	Fully Completed	Secondary Road Fund	11-Aug-09
	PURCHASED ROCK TO REPAIR STREETS	CALANDER, IA			\$0.00	\$0.00	Not Started	RUFF	02-Jul-11
Callender	To Be Determined Project Not Started Yet 12/2009	Callender, IA	\$1,350.67	\$1,643.41	\$1,382.10	\$1,350.67	Fully Completed	IOBS	01-Jun-10
	Asphalt 6 feet of the parking area along West Main street from Washington to Charles on both sides of the street	West Main street from Washington to Charles	\$4,621.03	\$5,622.59	\$4,621.03	\$4,621.03	Fully Completed	Project not started yet 12/2009	30-Sep-09
Calmar	Chip and seal cracks and bad areas of the street with the chip seal machine.	Various City streets	\$4,621.03	\$5,622.59	\$5,622.59	\$5,622.59	Fully Completed	I-Job funds	14-Sep-10
Calumet	Repair the potholes on the streets of Calumet. Apply crushed red rock to places where the bitulaton is showing through.	Calumet, Iowa	\$672.97	\$818.83	\$18,799.12	\$1,491.80	Fully Completed	Road Use Fund & Taxation	31-Jul-10
Camanche	Plan to place asphalt overlay on portion of Washington Blvd	Washington Blvd	\$18,409.87	\$22,400.01	\$110,000.00	\$40,809.88	Fully Completed	I-JOBES money and existing cash reserves	10-Jun-10
Cambridge	Repair or maintenance of additional residential streets beyond usual budgeted amounts.	7th Street and Main Street north of 4th Street	\$3,577.15	\$4,352.46	\$7,707.20	\$3,577.15	Fully Completed	Road Use Tax Fund and General Fund	13-Oct-09
Carbon	Gravel for Streets	Streets of Carbon	\$68.40	\$83.22	\$100.00	\$68.40	Fully Completed		01-Mar-09
Carpenter	The project is to Chip Seal City Streets	Carpenter City Streets	\$353.58	\$430.22	\$27,500.00	\$783.80	Fully Completed	IOBS and RUFF Money	07-May-10
	Burgess Avenue from W. 6th Street to US Hwy 30	Burgess Avenue from W. 6th Street to US Hwy 30			\$661,880.05	\$97,769.43	50% or More Complete	I-JOBES funds, Road Use Tax Funds, and storm water and water utility user fees	30-Nov-10
Carroll	hot mix asphalt resurfacing, water main, and storm sewer improvements	7th Street from Simon Avenue to Crawford Street	\$44,105.06	\$53,664.37	\$661,880.05	\$97,769.43	50% or More Complete		
		7th Street from West Street to East Street							
Carroll County	40,000 ton stockpile of road gravel at packer pit	Section 26-86-94 Calhoun County Iowa	\$105,732.32	\$130,461.80	\$161,200.00	\$130,461.80	Fully Completed	I-Jobs and Local Funds	20-Aug-10
	PURCHASE 1 NEW CATERPILLAR 140M MOTORGRADER	CARROLL COUNTY, IOWA			\$253,000.00	\$105,732.32	Fully Completed	Secondary Road and I-Jobs	15-Nov-09
Carson	Repair streets. Cut out cracked concrete and replace.	321 South Oak St, Intersection of Vine Street/South Oak Intersection of Vine Street/South Central.	\$2,917.63	\$3,549.99	\$3,000.00	\$2,483.45	50% or More Complete		30-Sep-09
Carter Lake	Locust Street masterpaving - street replacement and street scaping	Locust St. Eastern city limits to 5th Street	\$14,186.30	\$17,261.03	\$3,750,000.00	\$14,186.30	Less than 50% Complete	STIP, State Recreational Trails, TIF Revenue bonds, IOBS	30-Jun-11
Cascade	Resurface two alleys with hot mix asphalt.	Downtown alley that lies between 1st & 2nd Avenue SW and Lincoln & Johnson Street. Residential alley between 1st & 2nd Avenue NW and Cleveland and Arthur Streets.	\$8,551.96	\$10,405.51	\$23,857.83	\$18,957.47	Fully Completed	I-Jobs	05-Nov-10
Cass County	Full Depth PCC Patching Cass County Route M-56	560th Street from Marne city limits to Shelby Co. line and 370th Street from White Pole Road to Highland Road.	\$90,066.79	\$111,310.93	\$95,324.00	\$90,006.79	Fully Completed	\$65,442.62 - RIFF, \$24,624.17 - ARRA Block Grant, \$5,237.21 - Local PCC Paving. Total contract amount = \$95,324.00	09-Mar-10

Castalia	To be Determined	To be Determined	\$472.61	\$575.04	\$0.00	\$0.00	Not Started	I-Jobs and Road Use	30-Sep-10
	Bridge Repair/Strengthening to achieve a legal rating	174 south of Lewallen in Section 2, T81N R1W of Springfield Township			\$50,000.00	\$45,371.00	Fully Completed	Secondary Road Fund	16-Dec-09
Cedar County	Bridge replacement project at 510 Rose Avenue	Rose Avenue in Section 36, T82N R2W of Dayton Township	\$109,540.63	\$130,811.28	\$70,000.00	\$63,580.00	Fully Completed	Secondary Road Fund	03-Nov-09
	Bridge replacement project at 860 Kelly Avenue	Section 14, T81N R3W in Red Oak Township on Kelly Avenue			\$73,000.00	\$72,963.84	Fully Completed	Secondary Road Fund	02-Sep-09
	Bridge replacement project on Washington Avenue	Section 11, T82N R-13W in Massillon Township			\$85,000.00	\$58,437.00	Fully Completed	I-Jobs/Secondary Road Fund	01-Sep-10
Cedar Falls	City Wide Salt and Sanding	City Wide			\$105,000.00	\$104,779.16	Fully Completed	I-Jobs/Road Use Tax	30-Jun-10
	Crack Sealing city wide project	Cedar Falls - city wide	\$157,870.62	\$192,087.40	\$105,000.00	\$22,099.25	Less than 50% Complete	Road Use Taxes/IOBS	30-Jun-11
	Crack Sealing city wide project	City wide			\$70,000.00	\$51,091.46	Fully Completed	Road Use Taxes/IOBS	30-Jun-10
	Milling of existing asphalt pavement, partial depth and full depth repairs to original PCC pavement, construction of HMA widening pavement, HMA overlay of original pavement and widening, shouldering and pavement markings.	6th St SW (IA 965), Switcher Turn-off to Johnson County Line	\$529,487.89	\$644,248.75	\$1,200,000.00	\$7,300.42	Less than 50% Complete	Road Use Tax Fund and General Obligation Bonds	30-Nov-10
Centerville	Double sealcoat numerous streets	East Prairie, Hwy 5 to Wilson; East Walden, 21st to East end; East Merion, Hwy 5 to Drake Avenue; South 23rd; Cottage to Oneal; North 3rd; VanBuren to West State	\$25,874.27	\$31,482.24	\$28,792.00	\$25,874.27	Fully Completed		10-Aug-09
Central City	Seal Coat City Streets	Second Street from State St. - Grove St. Seventh Street from Commercial - Main St. South Ave. from River St. - Marion Rd. Alley between North Ave. & Broadway, 1st & 2nd St. South of Ventura over the marsh.	\$5,051.43	\$6,148.71	\$16,216.99	\$5,051.43	Fully Completed	I-Jobs Funds and Road Use Funds	06-Oct-09
Cerro Gordo County	Bridge replacement.	On County Road 860 1/2 mile east of Thruway Ave. On 195th Street west of Spruce.	\$114,224.66	\$132,596.51	\$154,400.00	\$154,400.00	Fully Completed	IOBS/Local Dollars	30-Sep-10
	Precast Box Culvert Replacements	Started on 1st Street and went 54 feet west along Albia Road.			\$1,592.37	\$1,592.37	Fully Completed	I-Jobs	08-Sep-10
Chariton	Install intake box, curb, gutter and shoulder on Albia Road to prevent road damage.	700 Block of Iion	\$19,971.51	\$24,302.55	\$1,425.95	\$1,425.95	Fully Completed	I-Jobs	11-Oct-10
	Repaired a 12' x 35' section of broken up concrete approximately 100' west of 7th Street on the north side of Iion Avenue and a 12' x 40' section of broken up concrete approximately 540' from 7th Street in the middle of Iion Avenue.	Albia Road from 5th Street to City Limits			\$34,248.67	\$34,248.67	Fully Completed	I-Jobs	27-Apr-10
Charter Oak	Edge mill then clean tack and overlay approximately 4.930 square feet with 2" hot mix asphalt	1st Street South between Aspen and Birch Street	\$2,314.88	\$2,816.61	\$5,100.00	\$2,314.88	Fully Completed	I-Jobs \$2,314.88 Road Use \$2,785.12	18-Sep-09
Cherokee	Project has not yet been determined.	None.	\$23,450.20	\$28,532.78	\$0.00	\$0.00	Not Started	None.	23-Sep-09
	Project has not yet been determined.	To be determined.			\$0.00	\$0.00	Not Started	To be determined.	30-Sep-10
Cherokee County	Joint and crack repair and filling on asphalt surfaced road using Novogrip material	C Ave. from HWY # 3 to 470th Street in Cherokee County			\$38,610.00	\$38,610.00	Fully Completed	I-Jobs funding	07-Oct-09
	Repair of the abutment and bridge piling due to fact bridge was closed from recommendations from Calhoun-Burns inspection conducted in August 2009. All wooden piling were replaced with steel H-piling supplied by Cherokee County	3/4 mile west of the intersection of 6020th street and L-40 in Cherokee County. Site is along the north line of Sec. 6, T-90N, R-42 W in Willow Township, Cherokee County. Pembroke Avenue S34, T94N, R12W, South of 300th Street. Ridgeway Avenue S24, T94N, R12W, North of 290th Street. Stevens Avenue North of 310th Street East Section Line of Section 32, T94N, R12W.	\$101,096.83	\$122,504.48	\$30,749.20	\$30,749.20	Fully Completed	I-Jobs funding	13-Nov-09
Chickasaw County	Bridge Replacement with Double Cell 12'X8'X30' Box Culvert with End Sections	165th Street West of Kenwood Avenue. Near East Quarter Corner of Section 23, T96N, R13W.			\$70,000.00	\$47,305.86	Fully Completed		17-Sep-09
	Bridge Replacement with Double Cell 12'X8'X30' Box Culvert with End Sections.	140th Street West of Ladbelle Avenue. North Section Line of Section 12, T96N, R13W.			\$70,000.00	\$47,305.86	Fully Completed		17-Sep-09
	Bridge Replacement with two 12'X6'X60' Structural Concrete Box Culverts. Bridge #0260	Maple Lane Froom Willow to Cul-De-Sac S5800-00	\$94,611.72	\$117,081.68	\$70,000.00	\$46,578.14	Fully Completed	Local Dollars along with I-Jobs Funds.	26-Oct-10
	Replace Bridge with two 12'X6'X54' Structural Concrete Box Culvert. Bridge #2590	100 Block East Weare Street, Clarksville, IA. One located on 410th Street, Section 17, Clay Township and one located on 120th Avenue, Section 16, Clay Township.			\$70,000.00	\$39,884.18	Fully Completed	Local Dollars with I-Jobs Funds.	12-Oct-10
	Replace Bridge with two 12'X6'X54' Structural Concrete Box Culvert. Bridge #2450	On R24 from M27 west 8 miles to M44.			\$70,000.00	\$30,619.36	Fully Completed	Local Dollars with I-Jobs Funds.	29-Sep-10
Chillicothe	Replace storm drain line under Main St., uncover broken line and repour street with concrete patch.	Intersection of Market St. and Main St.	\$143.29	\$174.35	\$4,000.00	\$143.29	Fully Completed		12-Aug-09
Churdan	Street repair-use of asphalt	Hill Street	\$1,381.10	\$1,680.44	\$2,100.00	\$1,381.10	Fully Completed	Road Use Tax Fund	31-Aug-09
	Order & have installed no parking & emergency snow route signs along Hwy 5 within Cincinnati city limits.	CINCINNATI, PLEASANT STREET.			\$700.92	\$1,401.84	50% or More Complete	IOBS, ROAD USE TAX	30-Nov-10
Cincinnati	Purchase 4 new tires for 1997 Case Backhoe	Seymour Tire Shop in Seymour, IA.	\$1,353.69	\$1,647.08	\$1,205.31	\$1,201.83	Fully Completed	none	01-Oct-09
	Purchase new tires for City Maintenance Truck	Cincinnati, Iowa			\$600.00	\$397.10	Fully Completed	IOBS	10-Nov-10
Clare	Repair of potholes and adding rock	All streets in Clare	\$356.58	\$493.87	\$500.00	\$356.58	Fully Completed	IOBS	05-Mar-10
Clarencie	Regular repairs and maintenance to streets included a large amount of repairs due to extreme winter weather causing heaving of streets. The city plans to make regular repairs and maintain the existing streets.	City-wide	\$4,402.64	\$5,356.87	\$29,214.25	\$5,356.87	Fully Completed	Road Use Tax and IOBS funding	13-Aug-10
		Various locations.			\$3,093.70	\$4,402.64	Fully Completed	Road Use Tax Fund	30-Jul-10
Clarinda	Asphalt Resurfacing, which includes milling and resurfacing with asphalt	Boundary Street from 16th Street to 22nd Street	\$24,852.23	\$30,238.69	\$63,636.00	\$55,090.92	Fully Completed	General Obligation Bonds and IOBS Money	30-Sep-10
Clarion	LEVELING AND SEAL COATING	4TH ST NE BETWEEN 2ND AVE NE & 3RD AVE NE S6492-50	\$12,963.34	\$15,773.01	\$58,689.00	\$12,963.34	Fully Completed	Road use Sewer Utility	10-Jun-09
Clarion	Purchase of Roadstone to place on various eroded surfaced roads.	100 Block East Weare Street, Clarksville, IA. One located on 410th Street, Section 17, Clay Township and one located on 120th Avenue, Section 16, Clay Township.	\$62,558.32	\$76,889.53	\$63,000.00	\$26,137.90	Less than 50% Complete	IOBS	31-Aug-09
Clarksville	Curb & Gutter, Sidewalk & Approach, Resurface Street	On R24 from M27 west 8 miles to M44.	\$6,293.86	\$7,657.99	\$9,274.40	\$6,293.86	50% or More Complete	Road Use Tax	01-Oct-10
Clay County	Replace 2 bridges with 2 twin box culverts.	6.9 miles located in Sections 14, 11, and 2 of Volga Township, Sections 26 and 35 in Garnaville Township, and Sections 10, 15, 22, and 27 in Road Township.	\$102,784.29	\$124,671.84	\$0.00	\$0.00	Not Started	Secondary Road Fund	30-Dec-11
	Shoulder widening and fore slope improvements.	Ironwood Road [K41]Seal Coat Project. Beginning at intersection with Hemlock Rd on County Rd K41 going North 6.3 miles to the intersection of State Highway 126.	\$129,633.97	\$154,322.87	\$1,471,756.00	\$283,958.84	Fully Completed	I-Jobs Funding	16-Aug-10
Clear Lake	Reconstruction of 2 blocks of N 4th St including sidewalk replacement, storm sewer construction, water main and sanitary sewer replacement and repairs	N 4th St from 1st Ave N to 3rd Ave N	\$35,644.82	\$43,370.46	\$356,984.00	\$35,644.82	Fully Completed	I-Jobs, General, RUT, TIF, Water, Sewer, Special Assessments	31-May-10
	Street, storm sewer, on-street parking and park improvements for the Buddy Holly Drive Record Park, Phase 1.	474 North Shore Drive area			\$253,855.00	\$43,370.46	Fully Completed	General, TIF, Donations, Ijobs	01-Sep-10
Clearfield	Council is undecided at this point as to where exactly they are going to use this money. It will be used to repair roads damaged by the heavy rains. They used \$1372 on FY2010 for road maintenance. That is where we entered it on the City Street Financial	City of Clearfield	\$1,371.84	\$1,669.18	\$0.00	\$0.00	Not Started	Road Use Tax Fund	30-Jun-10
Cleghorn	removal and replacing of existing asphalt for streets	Cloughon	\$1,056.56	\$1,285.56	\$18,670.00	\$1,056.56	Fully Completed	I-Jobs money and Road Use money	21-Aug-09
	removal of asphalt and replacement	South Lewis Ave. in Cleghorn			\$13,350.00	\$1,285.56	Fully Completed	I-Jobs money and Road Use money	09-Sep-10
Clemons	Ditch Dredging on Bromley St for 3 blocks to enable runoff/ water flow out of town.	City of Clemons 3 blocks on Bromley Ave	\$472.92	\$575.42	\$1,350.00	\$575.42	Fully Completed	Ijobs money \$575.42 and street fund money \$774.58	08-Dec-10
	Repairs of street signs and road signs.	Within Clemons City Limits			\$473.00	\$422.73	Fully Completed	Ijobs money	30-Jun-10
	Replace the broken chains on the snow plow.	City of Clemons	\$1,127.27	\$1,805.08	\$60.42	\$50.19	Fully Completed	Ijobs money	17-Dec-09
	Asphalt McGregor Street from State Street to Spring Street and include doing the necessary water drainage on the street.	McGregor Street			\$9,200.00	\$6,932.35	Fully Completed	I-JOB AND RUT Funds	14-Dec-09
Clinton	3 inch pavement milling, 3 inch hot-mix asphalt overlay, PCC pavement patching, and related appurtenances for the roadway rehabilitation of approximately 5,180 feet of North 2nd Street between 7th Avenue North and Main Avenue, continuing on Main Avenue to	Clinton, Iowa; North 2nd Street (Highway 67) from 7th Avenue North to Main Avenue and Main Avenue (North 2nd Street to North 3rd Street	\$121,299.85	\$147,590.29	\$1,538,733.50	\$268,890.14	Less than 50% Complete	Iowa DOT 34 Funding GO Bonds	31-Aug-10
	Bridge replacement by County Bridge Crew	210th Street west of Y-44			\$70,000.00	\$31,642.00	50% or More Complete	Local Secondary Road funds	30-Nov-10
Clinton County	Bridge replacement on County Road	On 185th Street in Section 18 of Center Township	\$129,380.59	\$159,839.61	\$50,000.00	\$26,283.00	Fully Completed	Secondary Road Fund	08-Oct-09
	Bridge replacement on County Road	On 260th Avenue in Section 3 of Orange Township			\$130,000.00	\$103,097.00	Fully Completed	Secondary Road Fund	29-Oct-09
	Bridge replacement project by County Bridge crew	On 118th Street west of Y-32			\$78,000.00	\$38,051.00	50% or More Complete	Local Secondary Road funds	30-Nov-10
Clive	Meredith Drive overlay	Meredith Drive in Clive from Urbandale Corp limits to Waukele Copp limits	\$61,693.80	\$75,065.28	\$75,000.00	\$0.00	Not Started	I-Jobs and road use funds.	30-Apr-11
	overlay on Buffalo Road at 73rd Street	Buffalo Road			\$21,794.99	\$21,794.99	Fully Completed	I-Jobs	31-Jan-10
	Overlayment of Buffalo Road at 73rd Street	Buffalo Road and 73rd in Clive			\$32,000.00	\$0.00	Fully Completed		30-Sep-09
	patch paving	various locations throughout the community			\$30,000.00	\$16,633.21	Fully Completed	I-Jobs	09-Jun-10

	slab stabilization	various locations in teh city			\$23,265.00	\$23,265.00	Fully Completed	1 jobs	30-Sep-09
Clutter	Repair and maintenance of various streets around town.	Curtis Street, 5th St between Main and Carter, 2nd St, north half of Carter between 2nd to 3rd St, Carter from 3rd to 4th St, Elm from 3rd to 4th St, surface patch that would be necessary to repair th	\$654.08	\$795.85	\$9,272.60	\$1,449.93	Fully Completed	UOBS.	22-Sep-10
Coggin	Asphalt repair of streets	Approx. 545 2nd Street	\$1,251.94	\$3,959.20	\$3,253.94	\$3,253.94	Fully Completed		03-Sep-09
Coin	Asphalt repair of streets 500 and 900 block 2nd street	500 and 900 block 2nd street			\$3,959.20	\$3,959.20	Fully Completed	Road Use Tax	30-Jul-10
	gravel street to city cemetery	south end of town	\$800.79	\$974.36	\$0.00	\$0.00	Not Started	1-Jobs dollars	01-May-10
	gravel street to city cemetery	south end of town			\$1,000.00	\$0.00	Not Started	1-Jobs dollars	01-May-10
Colesburg	Reconstruct one block of 2nd Street with new asphalt and curb & gutter.	2nd St. between Main St. and Jackson St.	\$1,426.19	\$1,735.30	\$9,789.04	\$1,426.19	Fully Completed	UOBS, RUT fund	22-Sep-09
	City Council will act on project decision October 12th, 2009.	Decision on location determined by City Council October 12th			\$0.00	\$0.00	Not Started	1-Jobs	30-Nov-09
	City Council will act on project decision October 12th, 2009.	Decision on location determined by City Council October 12th			\$10,000.00	\$0.00	Not Started	1-Jobs	30-Nov-09
Colfax	Filling holes with CS-2	Downtown Colfax	\$9,709.40	\$11,813.81	\$367.50	\$0.00	Fully Completed	1-Jobs	03-Mar-10
	Funds have not been expended but City Council wants Public Works Director to do street maintenance projects with the funds.	City of Colfax streets			\$0.00	\$0.00	Not Started	1-Jobs 9709-40	15-Apr-10
	Hired Dickerson Mechanical to help with snow removal	Downtown Colfax			\$6,115.00	\$0.00	Fully Completed	1-Jobs	02-Mar-10
	purchase of gravel and rock for patching streets	entire town			\$3,227.20	\$3,227.20	Fully Completed	UOBS	07-Apr-10
	Replace curb and gutter at Walnut and E Front St. Clean out ditch/flume and street maintenance materials	Front St.			\$15,342.15	\$15,342.15	Fully Completed	1-Jobs	22-Nov-10
Collins	To Be Determined	To Be Determined	\$2,034.55	\$2,475.52	\$0.00	\$0.00	Not Started	1-Jobs	31-Aug-10
Colo	Repair and resurface main street.	Main Street entire length.	\$3,791.17	\$4,612.86	\$105,245.00	\$3,791.17	Fully Completed	Local/Jobbs	31-Aug-09
Columbus Junction	Curb & Gutter replacement	2nd Street, from Cherry to Gamble	\$8,298.64	\$10,097.28	\$69,127.20	\$8,298.64	Fully Completed		31-Jul-09
Colewell	Laying asphalt on top of gravel road.	From Railroad Ave and 4th Street around 5th Street down Liberty Ave. to 3rd Street.	\$143.23	\$176.70	\$16,500.00	\$145.23	Fully Completed	Road Use Tax Fund and Transfer of Jurisdiction Funds	28-Aug-09
	Rock Alleys in Town	Alleys			\$193.84	\$176.70	Fully Completed	Road Use Tax and Transfer of Jurisdiction	14-Dec-10
Conrad	Concrete City alleyway for safe transportation to the Conrad Family Aquatic Center and Shelterhouse	Alley off of Boyd Street between the properties located at 108 E Boyd and 401 N Main	\$4,607.93	\$5,606.65	\$13,197.50	\$4,607.93	Fully Completed	UOBS Funds	21-Sep-09
Conway	Purchase of rock for city streets	Conway, IA	\$176.31	\$214.52	\$612.33	\$176.31	Fully Completed	1-Jobs and RUT/	05-Oct-09
Coon Rapids	Project to be determined...	to be determined	\$5,699.85	\$6,935.24	\$0.00	\$0.00	Not Started	Project to be determined	31-Dec-09
Coppack	cold mix for street patching	Locust, Mill Street in Coppack	\$165.37	\$201.21	\$421.00	\$165.37	Fully Completed		28-Aug-09
	purchase street patching materials	locust ave			\$201.21	\$201.21	Fully Completed	UOBS funds (second half)	12-Jul-10
Coraville	Street Repairs of existing streets.	James Street, Holiday Rd & 12th Ave., Heartland Dr.,	\$75,425.86	\$91,773.61	\$87,811.00	\$75,425.86	Fully Completed	1-Jobs Funds	30-Sep-09
	1995 Chevy Kodiak Truck from The City of Wesley, Iowa for \$7,000	to be determined			\$7,787.61	\$7,000.00	50% or More Complete	\$7,000	31-Dec-09
Corning	UNIT #205&S, SERIAL #5418DGE511C8124MA, MODEL MAGNUM 91000 AMZ MACHINE. PURCHASED FROM LOCAN CONTRACTORS SUPPLY, INC FOR \$10,750.00.	CITY STREETS OF CORNING	\$7,787.61	\$9,475.50	\$10,263.11	\$7,000.00	Fully Completed	\$7,000 MONEY \$10,263.11 BALANCE TO BE PAID FROM ROAD USE TAX MONEY \$486.89.	29-Jul-10
	Reconstructed intersections of Aspen Street and Sioux Avenue with Highway 20.	Aspen Street and west end of Sioux Avenue and Highway 20.			\$30,000.00	\$3,716.91	Fully Completed	RUT Fund	02-Jul-09
Corringtonville	Street Repair on several streets in the city limits.	308 Birch, 109 Birch, 206 Fir, South End Gumwood, 3rd & Hackberry, 6th Street, 611 Railroad Ave, Weisch Ave, Weisch Ave & Fir, 506 4th St, 10 & Driftwood.	\$3,716.91	\$4,522.52	\$28,362.15	\$4,522.52	Fully Completed	RUT - 1-JOBS	21-Jul-10
Corwith	Streets within the city limits will be repaired.	Various locations within the city limits	\$897.01	\$1,091.42	\$2,000.00	\$1,988.43	Fully Completed	Road Use Tax Fund	02-Sep-10
	Asphalt resurfacing/sealcoating. Rock replacement	100 to 300 Block of West South St and 200-400 Block of East South Street			\$8,455.14	\$3,922.00	Less than 50% Complete	1-Jobs Funding	31-May-11
Corydon	Patch & Asphalt Resurfacing	200-400 blks of S Lafayette, 200-400 blks of S Franklin, 300-500 blks of E Monroe, 500 blk of E South, 100 & 300 blks W Monroe, 500 & 600 blks of S East, 2178 Lake Park Rd	\$6,949.02	\$8,455.14	\$6,949.02	\$6,949.02	Fully Completed	1-Jobs Funding	08-Oct-09
Cotter	Build Walk bridge and pour new sidewalk	Cotter Street	\$139.77	\$170.06	\$3,000.00	\$139.77	Fully Completed		15-Sep-09
Coutler	Repairing cracks in asphalt on all city streets.	1st street to 5th street, and Grant street to Taft Street.	\$814.33	\$990.82	\$11,753.00	\$814.00	Fully Completed	Street Repair Fund and RUT Fund	23-Jul-09
Council Bluffs	Purchase of equipment for street maintenance and snow removal	ibid	\$267,845.01	\$235,897.57	\$267,845.01	\$295,101.00	Less than 50% Complete	1-JOBS	30-Jun-10
	Purchase of equipment for street maintenance and snow removal	ibid			\$693,742.58	\$295,101.00	Less than 50% Complete	1-JOBS	30-Jun-10
Craig	repaint striping on streets and handicap parking places	the whole city of Craig	\$322.92	\$392.90	\$1,080.80	\$322.92	Fully Completed		24-Aug-09
	To Be Determined	To Be Determined			\$0.00	\$0.00	Not Started	To Be Determined	01-Jun-11
	2010 Pavement Markings on hard surfaced roads.	Major Collector Routes.			\$26,341.00	\$26,341.00	Fully Completed	Secondary Roads	08-Dec-10
	Hot Mix Asphalt to patch pavements.	County Routes E16, L51 and Lincoln Hwy.			\$137,252.00	\$111,081.44	50% or More Complete	Secondary Road Funds.	05-Nov-10
Crawford County	Milling and asphalt cement placement.	County Rd. 616 from Schieweg to County Rd. L51, and County Rd. L51 from County Rd. E16 to State Hwy. #141.	\$115,779.06	\$141,422.44	\$260,304.79	\$115,779.06	Fully Completed		21-Sep-09
Crawfordville	repairs and resurfacing of city streets	Crawfordville, IA	\$958.44	\$1,166.17	\$22,182.90	\$958.44	Fully Completed	Road Use Tax Funds	07-Aug-09
Creighton	T&O possible row reconstruction	east side of Old Lincoln Hwy	\$2,345.46	\$2,853.81	\$2,736.00	\$2,341.35	Less than 50% Complete	RUT monies	30-Jun-10
Cresco	Chip Sealing City Streets - Purchased 6,041 gallons of oil, 178.2 tons of chips, 181.7 gallons of LP	Chip Sealed about 30 blocks around the City of Cresco. Purchased the oil from Tama, Iowa and the chips and LP from Cresco Iowa.	\$17,055.88	\$20,752.56	\$17,860.24	\$17,860.24	Fully Completed	1-Jobs only	24-May-10
	Project not started yet and is yet to be identified	City of Cresco			\$0.00	\$0.00	Not Started	To be determined	20-Jun-11
Creston	Resurface North Lincoln Street from Towline Street to City Limit	North Lincoln Street	\$33,181.44	\$40,373.16	\$73,614.00	\$0.00	Fully Completed	1-JOBS FUNDS, STP FUNDS, City Funds	31-Dec-10
Cromwell	purchase and haul gravel and blade streets	City of Cromwell	\$359.23	\$437.09	\$2,401.83	\$359.23	Fully Completed		03-Aug-09
Crytal Lake	Sealcoat 5th Street W from Summit Ave to end of street	5th Street W	\$865.78	\$1,053.43	\$8,576.00	\$865.78	Fully Completed	Road Funds	10-Sep-09
Cumberland	Project to be determined at a later date.	To be determined.	\$974.29	\$1,185.46	\$0.00	\$0.00	Not Started	To be determined.	23-Sep-09
Curlew	no project has been identified	not identified	\$97.21	\$118.28	\$0.00	\$0.00	Not Started	not determined	30-Jun-10
Cushing	Culvert Project	Third Street	\$756.91	\$920.97	\$7,400.00	\$756.91	Fully Completed		01-Sep-09
	TO BE DETERMINED AT A LATER DATE	TO BE DETERMINED			\$0.00	\$0.00	Not Started	TO BE DETERMINED	31-Aug-10
Cylinder	TO BE DETERMINED AT A LATER DATE	TO BE DETERMINED AT A LATER DATE			\$0.00	\$0.00	Not Started	TO BE DETERMINED	31-Dec-10
Dakota City	Blacktop work in and around City Hall and shoo.	To be determined	\$3,978.98	\$4,841.38	\$3,978.98	\$0.00	Not Started	UOBS	09-Apr-10
Dallas Center	Repair of miscellaneous streets	Dallas Center	\$6,966.49	\$8,476.40	\$8,488.64	\$0.00	Not Started	1-Jobs	01-Aug-11
	Repairs of various streets	to be determined	\$6,966.49	\$8,476.40	\$6,966.49	\$6,966.49	Fully Completed	1-Jobs	20-Oct-09
Dallas County	Roadstone for rock roads 2010 2011	County Roads	\$118,512.76	\$139,889.31	\$0.00	\$0.00	Not Started	1-JOBS	12-Nov-10
Dana	SNOW REMOVAL OR LAWN MOWING	ALL AREAS OF CITY OF DANA	\$248.25	\$302.06	\$550.31	\$550.31	Fully Completed	1-JOBS	30-Jun-10
	Resurfacing of Thomas Street from D-54 to State 175.	Thomas Street, Danbury Iowa			\$67,649.97	\$1,473.59	Fully Completed	City Savings, RUT & UOBS	09-Sep-10
Danbury	Street Repair	Areas in and surrounding the entire lengths of Main, East, Linton and Peach Streets.	\$1,211.10	\$1,473.59	\$3,006.64	\$1,211.10	Fully Completed		18-Aug-09
Danville	Applied the funds towards the following project: Dug out, formed, graded and poured 142 feet of curb and gutter. Installed two ADA detectable warning devices in sidewalk. Paused six feet by four feet and five feet by eight feet handicap ramps. Poured	Sidewalk on the east side of North Main Street, in front of the following businesses: 112, 114, 202, and 204 North Main Street.	\$3,992.08	\$4,857.32	\$7,400.00	\$3,992.08	Fully Completed		15-Sep-09
	to be determined at a later date	To be determined at a later date			\$0.00	\$0.00	Not Started	1-Job monies and RUT revenue	30-Jun-11
Davenport	Correct Forest Grove Road at Somersat sight distance problem.	Forest Grove Road at Somersat	\$420,602.89	\$522,714.74	\$0.00	\$0.00	Not Started	1-JOBS FUNDS	30-Sep-10
	Paving on Utica Ridge Road from Forest Grove to Davenport City Limits	Forest Grove Road to Davenport City Limits			\$383,169.42	\$383,169.42	Fully Completed	1-JOBS FUNDS	30-Sep-10
Davis County	Placing granular in various local roads in Davis County	Various local roads in Davis County	\$83,962.53	\$101,491.61	\$85,000.00	\$0.00	Not Started		14-Oct-10
Dayton	Street Maintenance Materials purchased.	Dayton	\$3,861.05	\$4,697.89	\$3,861.05	\$368.79	Less than 50% Complete	Road Use Tax Fund	30-Jun-11
De Soto	HMA patching on Madison and Marshall streets; Sawcut, remove, and install HMA pavement. HMA resurfacing on Walnut Street; Mill to transition, clean, tack with CS-1 emulsion, and resurface with 3 inch depth HMA pavement.	Madison, Marshall and Walnut Streets, De Soto, IA	\$4,407.01	\$5,362.18	\$0.00	\$0.00	Not Started	Road Use Monies and 1-Jobs money	30-Jun-10
	crack & joint sealing of streets	Scenic Hill Lane from N Ridge Rd to Cul-de-sac, Scenic Ridge from Scenic Hill Lane to end, Macklin Dr/Silver Valley Dr intersection, Silver Valley Dr from #1516 to 14th Ave and by house #1511, 15th Ave			\$26,560.17	\$26,560.17	Fully Completed	1-Jobs	19-Nov-10
De Witt	Crack sealing various streets throughout DeWitt	Westwood Dr south of 12th St, 12th Ave north of 15th St, 14th St between 11th Ave and 14th Ave, 2nd Ave south of 8th Street thru east 7th St, 6th St between 7th Ave and 3rd Ave, 2nd St between 6th Ave	\$22,052.53	\$26,832.18	\$28,154.04	\$22,052.53	Fully Completed	\$22,052.53 1-Jobs and \$1,101.51 local option sales tax	25-Nov-09
	curb & gutter	102 12th Avenue			\$571.73	\$272.01	Fully Completed	\$272.01 1-Jobs \$299.72 local option tax	29-Oct-10

Decatur County	Asphalt overlay of damaged areas on Little River Lake Road and NW 18th Street in Leon, Iowa. Damage results from use as a detour during DOT bridge deck overlay BRW 69-1134-39-27.	Little River Lake Road and NW 18th Street in sections 19,20,29 and 30 of Center Township T-69-N, R-25-W in Decatur County, IA.	\$115,977.75	\$39,660.25	Fully Completed	Decatur County IJOBS \$ 39,660.25 City of Leon IJOBS 7,000.00 IOWA DOT 69-317.50	27-Aug-09		
	Grind and relay surface of existing seal coat road (three inches deep by 24 feet wide).	280th Street from Davis City, IA to Lamoni, IA.	\$14,700.00	\$14,700.00	Fully Completed	Decatur County IJOBS \$ 14,700.00	31-Aug-09		
	Purchase crushed limestone for surface application to rural secondary roads	Secondary rock surfaced roads in 9 of 16 Townships	\$83,387.21	\$101,555.18	\$6,870.65	\$6,868.96	Fully Completed	Decatur County IJOBS \$6,868.96 Decatur County Secondary Road Funds \$ 1.70	03-Dec-09
Decatur County	Rebuild Raddi at the intersection of County Route J-66 (Dale Miller Road) and US Hwy 69 at Davis City, IA	Intersection of County Route J-66 (Dale Miller Road) and US Highway 69 at Davis City, IA	\$15,118.00	\$15,118.00	Fully Completed	Decatur County IJOBS \$ 15,118.00	25-Aug-09		
	Repair shop facility by replacing 12'x12' overhead door in east end of shop.	1401 South Main Leon, IA 50144 East of Montgomery St. near Charlie Miller Drive, Decatur IA 52010	\$3,040.00	\$3,040.00	Fully Completed	IJOBS \$3,040.00	14-Aug-09		
Decorah	Extension of Montgomery St. Storm Sewer		\$35,692.87	\$43,428.92	\$88,252.97	\$35,692.87	Fully Completed		01-Jul-10
Dehnam	PATCH STREETS- POTHoles & BLACKTOP- HARED TO PATCH STREETS. MATERIAL PROVIDED BY STA-BILT CONSTRUCTION CO.		\$914.16	\$1,112.29	\$2,400.00	\$1,828.32	Fully Completed	ROAD USE TAX FUND	01-Dec-10
Deep River	Repair of existing street surface.	Streets within the City of Deep River	\$1,146.15	\$1,294.56	\$8,532.00	\$1,146.15	Fully Completed	Road use funds and I-Jobs funds.	09-Oct-09
Defiance	Repair or crack filling in the fall of 2010	city streets	\$1,367.02	\$1,663.30	\$15,000.00	\$0.00	Not Started	IJOBS/RUTS	08-Oct-10
	Repair or crack filling in the fall of 2010	city streets			\$50,000.00	\$0.00	Not Started	IJOBS/RUTS	08-Oct-10
Delaware County	PCC maintenance patching	PCC patching on W63 south of D22, and at the intersection of W69 and D22.	\$117,801.26	\$140,524.57	\$291,760.14	\$140,524.57	Fully Completed	FY 2011 I-Jobs and Local Funds	10-Aug-10
	Replace bridge with two cast-in-place box culverts.	Between Sections 6 & 7 of Bremen Township. 170th Street approximately 500 feet west of 290th Avenue.		\$173,479.40		\$117,801.26	Fully Completed	Local money and I-Jobs money	30-Oct-09
Delhi	Road Repair and Seal	Franklin Street from 6th to West end	\$1,481.01	\$1,802.00	\$2,295.00	\$1,481.01	Fully Completed		18-Sep-09
Deloit	Deep dips by manholes that need filled in on the streets	Different street locations	\$902.05	\$1,097.55	\$2,200.00	\$0.00	Fully Completed	Road Use Tax Fund	24-Jun-10
Delphos	Need repair on many of our Deloit streets.	Deloit	\$1,097.55	\$1,097.55	\$15,000.00	\$0.00	Not Started	Road Use Tax Funds	31-May-11
	Clear ditches for better drainage / runoff.	Washington Street	\$70.60	\$85.91	\$125.00	\$70.60	Fully Completed	General Fund	30-Mar-10
Delta	New gravel/rock will be purchased for streets in City of Delta	To be determined	\$1,311.87	\$1,596.20	\$1,311.87	\$1,311.87	Fully Completed	IJOBS road fund	31-May-10
	repairing potholes all over the city streets	various locations throughout the city	\$39,002.06	\$39,002.06	\$3,123.80	\$3,123.80	50% or More Complete	I-Jobs	23-Jul-10
Denison	repairing potholes around city streets	entire city	\$39,002.06	\$39,002.06	\$9,506.36	\$19,012.72	50% or More Complete	Road Use Taxes	05-Mar-10
	Reamoring potholes in city streets	entire city	\$39,002.06	\$39,002.06	\$11,374.39	\$11,374.39	50% or More Complete	Road Use Taxes	29-Mar-10
Derby	REPLACEMENT OF EXISTING STORM SEWER PIPE	9th Ave. North & 24th Street	\$39,002.06	\$39,002.06	\$8,200.00	\$8,195.00	Fully Completed	Road use tax -	08-Sep-09
	Ditching & Culvert replacement	Prairie Ave @ John Street	\$507.74	\$617.79	\$600.00	\$507.74	Fully Completed	I-Jobs and Iowa road use tax monies	30-Apr-10
Des Moines	Replace culvert and deepen ditch.	Prairie Avenue just west of Center Street	\$617.79	\$617.79	\$860.00	\$0.00	Not Started	I-Jobs and road use tax monies	27-May-11
	Mill and overlay of various streets with in the City of Des Moines.	Various streets with in the City of Des Moines.	\$867,783.87	\$1,055,866.74	\$1,950,000.00	\$0.00	Not Started	IJOBS	01-Aug-11
Des Moines	Project started 11/2/10. Resurfacing completed 10/16/10. Permanent epoxy paint completed 12/25/10. Remaining work (durable tape pavement markings) will be complete second quarter 2011 (May).	Various streets with in the City of Des Moines	\$1,055,866.74	\$1,055,866.74	\$1,950,000.00	\$1,766,824.12	50% or More Complete	IJOBS	15-Dec-10
	Generator installation at Des Moines County Secondary Road Department Maintenance Facility	Main Shop Building - Washington Road	\$100,116.62	\$100,116.62	\$60,000.00	\$22,993.21	Fully Completed	Secondary Road Fund	01-Feb-10
Des Moines County	Highway 95 side/culvert damage repair	Highway 95	\$100,116.62	\$100,116.62	\$38,481.10	\$27,388.59	Fully Completed	Secondary Road Fund	11-May-10
	Jimtown Road Wash-out/Culvert Repair	Jimtown Road	\$100,116.62	\$100,116.62	\$24,684.29	\$24,684.29	Fully Completed	Secondary Road Fund	09-Nov-09
Des Moines County	Salt storage building	Des Moines County Secondary Road Department Facility, Washington Road, West Burlington, IA	\$82,345.81	\$100,116.62	\$126,805.00	\$0.00	Fully Completed	local funds	25-Aug-10
	Washington Road Intake Repair	Washington Road/Bohlem		\$100,116.62	\$7,279.72	\$7,279.72	Fully Completed	Secondary Road Fund	01-Dec-09
Dexter	T&D	T&D	\$3,013.71	\$3,666.91	\$0.00	\$0.00	<not selected>		30-Apr-10
Diagonal	40 ft 24" DW Tube = \$628.40	Intersection of east 7th street and north union street	\$1,090.18	\$1,326.46	\$1,100.00	\$1,082.30	Fully Completed	Road Use Tax	26-Oct-09
	7.1400 Tons rock = \$ 78.90		\$1,090.18	\$1,326.46	\$0.00	\$0.00	Not Started	to be determined	30-Jun-11
Dickinson County	equipment to do \$275.00 maintenance or purchase of materials	to be determined	\$1,090.18	\$1,326.46	\$0.00	\$0.00	Not Started	to be determined	30-Jun-11
	P.C.C. Full-Depth Patching on County Road M-34 to repair damage caused by Lost Lakes Windfarm new windmill construction. Includes Planning, Design and Contract Administration.	County Road M-34 in Excelsior and Okoboji Townships	\$70,103.16	\$88,577.71	\$300,000.00	\$0.00	Less than 50% Complete	Local Maintenance Funds	21-Dec-11
Dike	Project to seal cracks and joints in the streets listed below.	E. Elder, Mayme, 7th, Fox Ridge	\$4,123.11	\$5,016.75	\$0.00	\$0.00	Not Started	RUT taxes and IJOBS	09-Oct-09
Dolliver	Project to crack discuss at this time, possibly for year 2010.	City of Dolliver	\$224.21	\$272.80	\$0.00	\$0.00	<not selected>		01-Oct-11
Donnellson	To be determined at a later date.	To be determined	\$4,206.10	\$5,117.73	\$0.00	\$0.00	Not Started	Road Use Tax Funds TE Funds	30-Jun-10
Doon	The City of Doon, IA contracted The Road Guy Construction Co. to resurface some streets in Doon. Total amount spent on this project was \$26,045.28. These funds were taken from our Road Use Tax Account in which our I-Jobs Grant was deposited on July 26.	Doon, IA	\$2,327.99	\$2,832.55	\$20,000.00	\$0.00	Fully Completed	I-Jobs and RUT Account of the City of Doon	24-Jun-10
	The City of Doon, IA contracted The Road Guy Construction Co. to resurface some streets in Doon. Total funds spent on this project were \$21,628.87. These funds were taken from our Road Use Tax Account in which the I-Jobs Grant was deposited on July 30.	City of Doon, IA	\$2,327.99	\$2,832.55	\$20,000.00	\$2,327.99	Fully Completed	I-Jobs and RUT Fund Account of the City of Doon.	22-Jul-09
Dougherty	SHOW REMOVAL ON CITY STREETS	MAIN ST., DOUGHERTY	\$150.48	\$183.09	\$200.00	\$80.96	Fully Completed	IJOBS & RUT	31-Mar-10
	still works on plans FOR CITY STREETS	Streets in Dougherty	\$150.48	\$183.09	\$150.00	\$0.00	Not Started	RUT	30-Jun-11
Dow City	Construct storm sewer along S. Prince Street (Hillside)	South Prince Street (Hillside Project)	\$2,196.95	\$2,673.12	\$4,187.93	\$2,673.12	Fully Completed	IJOBS and Road Use Tax	01-Nov-10
	Reconstruction of west side of School Street and Park Street	West side of School and Park Streets intersection	\$2,196.95	\$2,673.12	\$15,702.75	\$2,196.95	Fully Completed	\$2,196.95 from IJOBS Funds; \$13,505.80 from Road Use Tax Funds	08-Sep-09
Dows	repairing a section of Rowan Road (county line road) by Coop and doing the railroad track crossing on E. Ellsworth Street	Rowan Road	\$2,948.20	\$3,587.19	\$23,000.00	\$0.00	Fully Completed	I-Jobs money and road use funds	30-Aug-10
Drakesville	The road bed was scarified and material brought up from the ditches. It was then graded and ditches cleaned. A new surface of gravel/oil was put on it.	S Park St. from Main St. to City Limits of Drakesville, Ia	\$665.26	\$809.44	\$6,043.59	\$665.26	Fully Completed	I-Jobs funds plus funds the City had in their Road Use Tax Fund	23-Jun-09
Dubuque	AECOM from Waterloo, Iowa, was contracted by the City of Dubuque as the professional design consultant to complete the final engineering design, develop construction documents, and perform the required archaeological and cultural resource phase III mitigation	Southwest Arsenal, Dubuque, Iowa	\$252,151.86	\$306,803.09	\$9,686,600.00	\$0.00	Less than 50% Complete		31-Dec-10
Dubuque County	Overlay North Cascade Road	North Cascade from New Mellary Road to Sundown Road Y21 State Street from 202 Locust Street to the corner of Franklin Street	\$137,446.75	\$171,482.94	\$210,000.00	\$0.00	Not Started		15-Oct-09
Dumont	build a base to prepare for resurfacing city street		\$2,952.57	\$3,592.51	\$7,465.00	\$3,592.51	Fully Completed	Road Use Tax Fund	15-Oct-10
Dumont	build a base to prepare for resurfacing city street	Finch Pittsford Street and all of Franklin Street	\$2,952.57	\$3,592.51	\$8,833.16	\$2,952.57	Fully Completed	Road Use Tax Fund	01-Nov-09
Duncombe	Rocked the gravel road and grading.	4500 feet east on Oak Street from the intersection of Collins Street.	\$1,496.27	\$1,820.56	\$2,370.00	\$2,370.00	50% or More Complete	IJOBS FUNDING	11-Aug-10
Duncombe	To be determined at a later date.	To be determined.	\$1,496.27	\$1,820.56	\$0.00	\$0.00	Not Started	IJOBS FUNDS	04-Mar-10
	To be determined at a later date.	To be determined.	\$1,496.27	\$1,820.56	\$0.00	\$0.00	Not Started	IJOBS FUNDS	25-Sep-09
Dunkerton	To be determined at a later date.	To be determined.	\$1,496.27	\$1,820.56	\$0.00	\$0.00	Not Started	IJOBS Funds.	30-Dec-09
	Curb & Gutter and Storm Sewer Inlet Replacements at 2 locations.	1. Stickney and Main St., Dunkerton 2. Lincoln St., Dunkerton	\$3,985.77	\$3,985.77	\$2,550.00	\$2,550.00	Fully Completed	I-Jobs \$2550	30-Nov-09
Dunkerton	Street Cold Mix Patch - 4.56 Tons at 1 location	Dunkerton Road	\$3,985.77	\$3,985.77	\$334.48	\$334.48	Fully Completed	I-Jobs \$334.48	24-Mar-10
	Street Maintenance Seal Coat and Patching at 7 locations.	1. West Williams from new asphalt west of Canfield to west end. 2. Marble from Dunkerton Road to Williams. 3. Washington from Dunkerton Road to Williams. 4. Washington from Williams to south end	\$3,985.77	\$3,985.77	\$20,936.80	\$391.30	Fully Completed	I-Jobs \$391.30 (Remaining FY10) Road Use Tax \$18,628.90 General Fund Streets Budget (Property Tax Levied) \$1916.60	03-Jun-10
Dunlap	milling 700 block Iowa Avenue north side grinding: alley entrance 300 block South 6th St east side asphalt alley entrance 3" thick - Park to Eagle Street Asphalt 2" deep South 8th Street -	700 block Iowa Avenue 300 block South 6th Street alley Park Street to Eagle Street South 8th Street	\$4,974.81	\$6,053.05	\$11,468.50	\$4,974.81	Fully Completed		30-Oct-09
Durango	we have no projects at this time		\$65.52	\$79.71	\$0.00	\$0.00	Not Started	none	09-Mar-10
Durant	Tear out 3 blocks of 7th Street and put new concrete in. Reconstruct 6th Street from 5th Ave to 10th Ave with new water, sewer, storm, curb & gutter. including 7th & 10th Avenues between 5th and 6th Streets	6th and 7th Streets	\$7,324.64	\$8,912.17	\$1,600,000.00	\$7,324.64	50% or More Complete	Funding source is assessments at completion, bond proceeds, and IJOB funding	13-Nov-09
	Tear out 3 blocks of 7th Street and put new concrete in. Reconstruct 6th Street from 5th Ave to 10th Ave with new water, sewer, storm, curb & gutter. including 7th & 10th Avenues between 5th and 6th Streets	6th and 7th Streets	\$7,324.64	\$8,912.17	\$1,790,521.54	\$7,324.64	50% or More Complete	Funding source is assessments at completion, bond proceeds, and IJOB funding	13-Nov-09
	Tear out 3 blocks of 7th Street and put new concrete in. Reconstruct 6th Street from 5th Ave to 10th Ave with new water, sewer, storm, curb & gutter. including 7th & 10th Avenues between 5th and 6th Streets	6th and 7th Streets	\$7,324.64	\$8,912.17	\$1,822,173.36	\$7,324.64	50% or More Complete	Funding source is assessments at completion, bond proceeds, and IJOB funding	13-Nov-09
Dysart	Patch, curb repair and chip seal two blocks of city street	South Main Street from Sherman to Park Streets	\$5,691.12	\$6,924.61	\$49,000.00	\$12,615.73	Fully Completed	I-Jobs, road use funds	01-Sep-10
Eagle Grove	Kirkwood and S.E. 5th Intersection reconstruction	South Kirkwood and S.E. 5th Street intersection	\$16,212.91	\$19,726.89	\$32,467.00	\$16,212.91	Fully Completed		21-Aug-09
	Resurface streets	Eagle Grove city limits	\$16,212.91	\$19,726.89	\$0.00	\$0.00	Not Started	I-Jobs, Local Option Sales tax	30-Jun-11
Earlham	2 inch asphalt overlay	W 1st Street between Chestnut and Walnut	\$5,669.28	\$6,898.03	\$72,700.00	\$6,898.03	Fully Completed	I-Jobs, RUT, LOST	27-Oct-10
	Repair of street on corner of Chestnut & 3rd, other misc patches.	Chestnut & 3rd Street	\$5,669.28	\$6,898.03	\$6,600.00	\$5,669.28	Fully Completed		11-Sep-09
Earling	The City of Earling is in the process of possibly purchasing a new maintenance vehicle.	Earling, Iowa	\$1,744.84	\$2,123.01	\$24,650.00	\$0.00	Not Started	RUT monies, possible Local Option Sales Tax monies also	12-Jul-10
	The City purchased a used tractor to replace an existing broken down tractor	Earling, Iowa	\$1,744.84	\$2,123.01	\$25,150.00	\$1,744.84	Fully Completed	IJOBS and Local Option Sales Tax	19-May-10

Earlville	Removal of sealcoat, corecut, raise manholes as necessary, prep and raze, base work, patching.	2nd and Thomas, 6th Street, patching on Elizabeth & William, Patching on Stow, S. Wise streets	\$3,930.93	\$4,782.92	\$34,006.82	\$4,782.92	Fully Completed	Local Option Fund	15-Jul-10
Early	Seal Coat Maintenance, Fourth St. to Thomas St.	Fourth St. to Thomas Street		\$4,782.92	\$9,407.87	\$3,930.93	Fully Completed		24-Sep-09
Early	118 feet of 4 foot gutter	1st and main	\$2,642.46	\$3,215.19	\$2,832.00	\$2,642.46	Fully Completed	I-Jobs and LOST	29-Oct-09
Early	PLACE A BATHROOM IN THE SHOP MAINT. BUILDING	105 N. FRONT ST.		\$5,654.47	\$6,000.00	\$0.00	Not Started	I-Jobs MONEY	28-Feb-11
Edoysville	REPLACE BROKEN CURBS AT S. 3RD AND WALNUT STREETS.	24 102 S. THIRD ST. 21 224 WALNUT ST. 36 118 WALNUT ST. 14 102 WALNUT ST.	\$4,647.24	\$5,654.47	\$500.00	\$0.00	Not Started	I-Jobs AND LOCAL FUNDS	31-Oct-09
Edoysville	REPLACE SIDEWALK AND PARAPING FOR DRAINAGE PURPOSES. 66 1/2 X 25 1/2 X 35 YARDS OF CONCRETE REBAR 1 1/2 TON	101 AND 103 N. FRONT ST.		\$5,654.47	\$4,800.00	\$4,647.00	Fully Completed	I-Jobs AND LOCAL	31-Oct-09
Edgewood	Street and driveway repair - tear out and replace - tile, rock, backhoe and labor	104 W Newton Street	\$4,031.39	\$4,905.15	\$5,770.00	\$4,031.39	Fully Completed	I-Jobs and RUT	06-Oct-10
Edgewood	The city cracked sealed existing streets (cleaned cracks and joints with D-3405 hot applied rubberized sealant)	Existing streets in the southern portion of Edgewood		\$4,905.15	\$7,500.00	\$4,031.39	Fully Completed	I-Jobs Revenue and City of Edgewood	28-Aug-10
Elberon	FINISH WORK AND SEED GRASS IN DITCHES RECENTLY DUG RAILROAD STREET AND STREET ALONG THE PARK 3RD STREET	CITY LIMITS OF ELBERON	\$861.73	\$1,048.50	\$500.00	\$0.00	<not selected>		01-Jun-10
Eldon	Base Repair & Double Seal Coat was done	Caster Street from Elm Street to Fossy Street	\$4,358.97	\$5,303.73	\$31,802.92	\$4,358.97	Fully Completed		14-Aug-09
Eldora	Asphalt overlay	14th St. & Edgington Ave	\$13,255.98	\$16,129.07	\$31,240.78	\$0.00	Fully Completed	I-Jobs and city money	14-Sep-10
Eldora	Full Depth Patching	12th Ave., 9th Ave., 17th Ave., and Intersection of 6th Street and 9th Avenue		\$16,129.07	\$68,224.00	\$13,255.98	Fully Completed	Street Resurfacing and IJObs	01-Sep-09
Eldridge	Replacement of existing storm sewer and concrete pavement	Intersection of S. 8th Street and W. Prairie Vista Drive	\$20,995.55	\$25,546.11	\$60,904.00	\$46,541.66	50% or More Complete	Road Use Taxes and I-Jobs funds	01-Oct-10
Elgin	Asphalt of road in Hidden Valley	Hidden Valley section in Elgin	\$2,952.57	\$3,592.51	\$0.00	\$0.00	Not Started	IOBS ASSESSMENT	30-Nov-09
Elk Horn	Constructed a new alley between Union and Main	between Union and Main	\$2,834.64	\$5,449.02	\$2,368.69	\$2,368.69	Fully Completed	I-Jobs funds only were used.	30-Sep-09
Elk Run Heights	To be determined	To be determined	\$4,594.82	\$5,590.70	\$0.00	\$0.00	Not Started		23-Sep-09
Elkader	Asphalt overlay	Bridge Street from High to 5th; Bridge Street from Main to First; Cedar Street from Main to First	\$6,398.68	\$7,785.53	\$75,000.00	\$6,398.68	Fully Completed		23-Sep-09
Elkhart	Repair broken sidewalks in Elkhart	Repair sidewalks in various locations in Elkhart	\$812.41	\$988.50	\$3,723.00	\$1,800.91	Fully Completed	I-Jobs and General Fund	23-Sep-10
Elliott	1990 Eldon Pelican Street Sweeper Class D Rock/Stone for Streets 13.68 Tons Class D Rock/Stone for Streets 28.94 Tons 16.2 Tons Cleaning Supplies 24in Premium Broom Braced with Screens Sixty-six hrs of labor @ \$10.00/hr with the use of his skidloader Thirt-three and a half hrs of labor @ \$10.00/hr	City of Elliott City Streets City Streets City Streets City Streets	\$1,571.88	\$1,912.56	\$9,956.00	\$1,912.56	Less than 50% Complete	Bank Loan and I-Jobs	25-Aug-10
Elliott		City Streets		\$1,912.56	\$280.34	\$280.34	Fully Completed	I-Jobs	24-Sep-09
Elliott		City Streets		\$1,912.56	\$465.26	\$392.97	Fully Completed	I-Jobs	24-Sep-09
Elliott		City Streets		\$1,912.56	\$39.99	\$39.99	Fully Completed	I-Jobs	09-Sep-09
Elliott		City Streets		\$1,912.56	\$665.00	\$665.00	Fully Completed	I-Jobs	28-Sep-09
Elliott		City Streets		\$1,912.56	\$335.00	\$193.58	Fully Completed	I-Jobs FUNDS	28-Sep-09
Elliott		ST. PAUL, MN.	\$2,319.25	\$2,821.92	\$2,057.17	\$798.25	Fully Completed	ROAD USE TAX FUNDS	12-Nov-09
Elliott		City wide		\$2,821.92	\$1,521.00	\$1,521.00	Fully Completed	I-Jobs FUNDS	15-Jul-09
Elliott		all city streets		\$2,821.92	\$2,329.60	\$2,329.60	Fully Completed	I-Job funds	12-Jul-10
Ely	Mill the top four-inches of existing asphalt surface and replace with a new surface of four-inch hot mix asphaltic cement on two segments of Dow's Street.	Dow's Street in Ely, Iowa in two segments: from Knoll Court to Hillcrest Street and Main Street to State Street.	\$5,018.49	\$6,106.19	\$23,032.88	\$0.00	50% or More Complete		15-Sep-09
Emerson	Repair edges of streets and repair old patches of asphalt. work to be started next month	Throughout town. Majority on King Street. streets throughout town	\$1,859.40	\$2,262.40	\$0.00	\$0.00	Not Started	I-Jobs Money.	15-Mar-11
Emmet County	Concrete Patching - Hope to do 13 1/2 miles of concrete patching: 2 miles on A22, 6 miles on N32, 3 1/2 miles on A20, 2 miles on A13.	A22 (390th Ave. to 410th Ave.), N32 (110th St. to 170th St.), A20 (340th Ave. to 375th Ave.), A13 (490th Ave. to 510th Ave.)		\$78,815.32	\$0.00	\$0.00	Not Started	Road Use Tax Fund	31-Jul-11
Emmet County	Gravel crushing @\$2.34 per ton. We have crushed 23,321.45 tons to date for FY11.	Peterson Pit, Estherville, IA	\$64,331.19	\$78,815.32	\$54,572.19	\$54,572.19	Fully Completed	Road Use Tax Fund	09-Aug-10
Emmet County	Gravel crushing @\$2.34 per ton. We have crushed 32,038 tons to date for FY10. The Secondary Roads I-Job money was expended by 12/08/2009.	Peterson Pit, Estherville, IA		\$78,815.32	\$74,968.92	\$64,331.19	Fully Completed	Road Use Tax Fund	02-Dec-09
Emmet County	Slurry Leveling - Hope to do 6 miles of slurry leveling: 3 miles on P12, 2 miles on A22, 1/2 mile on A21, and 1/2 mile on A16.	P12 (240th St. to 270th St.), A22 (340th Ave. to 500th Ave.), A21 (575th Ave. to 580th Ave.), A16 (575th Ave. to 580th Ave.)		\$78,815.32	\$0.00	\$0.00	Not Started	Road Use Tax Fund	31-May-11
Emmetsburg	Crush Concrete Materials for Road Construction	City of Emmetsburg - 17th Street Dump Site	\$17,051.51	\$20,747.25	\$40,879.00	\$20,747.25	Fully Completed	I-Jobs Funding and City Capital Improvement Reserve Funds	30-Nov-10
Emmetsburg	Purchase 2010 Ford 4x4 Pickup	Emmetsburg, IA 50536		\$20,747.25	\$25,000.00	\$17,051.51	Fully Completed	I-Jobs Funding and Capital Equipment Reserves	30-Nov-10
Eppworth	PPC paving project approx 450'	S. Center Avenue	\$6,997.06	\$8,513.60	\$180,000.00	\$15,510.66	Fully Completed	Local Option Tax	30-Oct-09
Estherville	PCC Alley reconstruction and storm sewer improvements	South half of the N/S Alley in the 700 Block between Central Ave & 1st Ave N	\$29,071.43	\$35,372.35	\$65,000.00	\$1,928.00	Less than 50% Complete	Road Use Tax, IOBS	29-Jul-11
Evansdale	This project involves placement of an asphalt concrete overlay on approximately one-half mile of city streets. Project to be determined	Colleen Avenue, Elliott Avenue, and Phillips Avenue City of Evely	\$19,768.22	\$24,052.77	\$95,700.00	\$19,768.22	Fully Completed	IOBS and Road Use Funds	30-Nov-09
Everly	Purchase and installation of 2 radar speed signs.	On Ocheyedan St. One on the south end of town across from the City Park and the other on the North end of town across from Green Plains Grain's main offices	\$2,825.90	\$3,438.39	\$4,290.00	\$2,825.90	Fully Completed	City of Everly. Road Use money was used to help supplement the excess cost of this project.	30-Dec-09
Exira	21.71 Tons of Salt/fo to be used on snow and ice covered roads	Audubon, IA	\$3,537.84	\$4,304.63	\$1,671.02	\$754.72	Fully Completed	Road use funds 9.71 T	15-Oct-09
Exira	46.59 Tons of rock/Class D	Greenfield, IA		\$4,304.63	\$528.80	\$528.80	Less than 50% Complete	I-Jobs	24-Aug-09
Exira	95.95 Tons of washfill sand (to be used on icy streets)	Extra Bravton Pit		\$4,304.63	\$1,074.64	\$1,074.64	50% or More Complete	I-Jobs	16-Oct-09
Exira	Asphalt resurfacing and sealcoating of existing streets	Factory Street, from W. Harrison to Dump entrance Washington Street, from Carriage to Factory W. South Street, from David's Creek Bridge to Westside Drive South Edgerton, from City limits to E. Sout	\$3,537.84	\$4,304.63	\$33,719.90	\$4,304.63	Fully Completed	Road Use Tax Fund	17-Aug-10
Exira	Purchase of 7.83 T. Cold Patch	Place on Streets within City Limits		\$4,304.63	\$939.60	\$939.60	Fully Completed	I-Jobs	30-Sep-09
Exira	Purchase of 70.33 Tons of Road Rock	Place on City Streets within City Limits		\$4,304.63	\$240.08	\$240.08	Fully Completed	I-Jobs	30-Sep-09
Exline	repair road on 4th & Willow.	gravel on the roads between E 4th and Willow street in Exline, Ia	\$475.54	\$578.61	\$918.00	\$578.61	Fully Completed	RUT	23-Nov-10
Exline	Repaired and sealed asphalt on city street.	East 2nd St. North where it joins Highway T 30		\$578.61	\$700.00	\$475.54	Fully Completed		01-Sep-09
Fairbank	Crack and joint filling of city streets.	Washington St., Benton St., Catherine St., Rainbow Dr., Front St., Amy Ave., Christiane Trail, Collins Rd., Forest St., and 4th St N.	\$4,546.78	\$5,532.24	\$8,005.83	\$4,546.78	Fully Completed		03-Sep-09
Fairfax	Clean, parch and seal coat various streets	RR Street by elevator, Park Street from Main Street North 100' and South 75', 510 Main Street, Reynolds Street From Church Street to Main Street, Church Street from Vanderbilt to Fairfax Road, Park Str	\$7,259.12	\$8,832.46	\$48,271.67	\$8,832.46	Fully Completed	Road Use Funds \$39,489.21	10-Sep-10
Fairfield	The city has not initiated an I-Jobs project as of yet. The city may want to combine the 2009 & 2010 I-Jobs Funds into a project this summer.	Fairfield Streets	\$41,938.68	\$51,028.45	\$496,500.00	\$92,967.13	Fully Completed	Local	30-Sep-10
Farley	The City will use the funds to repair and maintain existing streets or use funds to help reconstructing First Street.	City of Farley	\$5,826.52	\$7,089.35	\$2,300,000.00	\$13,915.87	50% or More Complete	General Obligation Note S&S Note	30-Jun-11
Farmersburg	core cut, grading, rolling, and rocking surface of previously plotted but unimproved street	east 158.5 feet x 22 feet of West McAlvin Street in City of Farmersburg in Clayton County, Iowa	\$859.67	\$1,046.00	\$2,833.03	\$1,046.00	Fully Completed	I-Jobs \$1,046.00 Road Use Tax \$1,787.03 Total \$2,833.03	10-Sep-10
Farmersburg	Sealcoat	part of the south 145 feet of block 400 of South Main Street		\$1,046.00	\$1,249.10	\$859.67	Fully Completed		11-Aug-09
Farnhamville	Furnishing and installing approximately a 1" asphalt overlay on some of our city streets	Farnhamville	\$1,578.87	\$1,921.07	\$0.00	\$0.00	Not Started	RUT funds	14-May-10
Farnhamville	Furnishing and installing approximately a 1" asphalt overlay on some of our city streets.	Farnhamville	\$1,578.87	\$1,921.07	\$0.00	\$0.00	Not Started	RUT funds	15-Apr-10
Farragut	laying asphalt	Esau Ave. (North end) Streets: Main, Mechanic, Clark & Volga, Jones, College, Union, State	\$2,223.16	\$2,705.01	\$6,700.00	\$2,223.16	Fully Completed		24-Aug-09
Farragut	Furnish & install 2" asphalt patch 8 x y. and Furnish & install 3" asphalt patch 130 x y.	Mechanics Street from W. Water to Clark and State Street from Mechanics to Volga Street		\$2,705.01	\$7,179.69	\$7,179.69	Fully Completed	I-Jobs Street Funds	05-Nov-10
Fayette	Replacing asphalt paving after a sewer & water main project	W. Water to Clark and State Street from Mechanics to Volga Street	\$5,900.77	\$7,179.69	\$56,884.29	\$2,600.77	Fully Completed	State Road Use Tax Funds	30-Nov-09

	Streets patching - saw cut, remove and haul away the spoils from seven separate areas on Fayette Streets and replaced with 3" compacted hot mix asphalt.	Water St. near Post Office, Jones St., Washington St., Main St., Lovers Lane, King St., and an alley.	\$71,79.69	\$3,300.00	\$3,300.00	Fully Completed	State Road Use Tax Funds	16-Jul-09	
Fayette County	Culvert extension along Apple Rd	Sec 36 Clermont Twp Sta 102	\$158,356.68	\$70,915.00	\$70,915.00	Fully Completed		25-Jun-09	
	Culvert Extensions along 16 Ave between US 18 and IA24 Seal Coat work 2010 - various routes	Sta 138, Sta 192, Sta 274 B44, W51	\$158,356.68	\$60,000.00	\$56,755.59	Fully Completed		09-Jul-09	
	Single Seal coat over selected asphalt pavements in County		\$158,356.68	\$230,000.00	\$158,356.68	Fully Completed	I-Jobs, Local secondary road funds	09-Sep-10	
Fenton	Single Seal Coat and Patching	Street determined at a later date	\$1,617.26	\$15,000.00	\$0.00	Not Started	RUT Monies & I-Jobs Funds	25-Aug-11	
	Single Seal Coat and Patching-Ash St. - 8-19 to Railroad St., Single Seal Coat and Crack Filling-Railroad St. - 8-15 to Maple St., Single Seal Coat - 1 Block on Washington plus parking in front of Methodist Church on Maple St. and Misc. Patching.	Ash St., Railroad St., 1 Block on Washington between Ash and Maple St.	\$1,329.18	\$1,617.26	\$17,001.36	\$1,329.18	Fully Completed	I-Jobs & RUT	29-Aug-09
Ferguson	Purchase and install culverts to improve drainage on Railway Street ditch.	Railway Street on north edge of Ferguson.	\$390.02	\$474.55	\$11,700.00	\$390.00	Fully Completed	Federal I-Jobs funds, Road Use Tax Funds, Iowa Community Disaster grant, State share FEMA disaster #8ant.	30-Nov-09
Fertile	Blacktopping 8 City streets with 2.5" asphalt mat	7 blocks of Washington Street and 1 block of 3rd Street	\$832.91	\$1,013.44	\$83,068.38	\$832.91	Fully Completed		09-Jul-09
Floris	Floris Streets graded and new gravel	Floris Streets	\$420.36	\$511.47	\$420.36	Fully Completed	I-JOBS	30-Jun-10	
Floyd	Repairing storm sewer, replacing cover, channeling water	Corner of Second Avenue and Highway 218	\$1,273.52	\$1,549.54	\$2,823.06	\$1,273.52	Fully Completed	Rebuild Iowa and ARRA Funds, Road Use Funds	29-Aug-10
Floyd County	Replace old wooden Bridge with 65' Double Tee Concrete Bridge with Stub abutments.	River Road Section 25, 197N, R17W, Bridge #156020	\$94,584.86	\$115,924.82	\$89,742.10	\$69,000.00	Fully Completed	I-Jobs money with Local Dollars.	14-Sep-10
	Replace Small Bridge Structure with Double Cell 10'X4'X36" Box Culvert with end sections.	Timber Avenue S30, 194N, R15W South of 230th Street	\$94,584.86	\$115,924.82	\$75,000.00	\$47,292.43	Fully Completed	Local I-Jobs	18-Jun-10
	Replace Small Bridge with Double Cell 12'X7'X30" Box Culvert with end sections	220th Street S3A, T95N, R18W West of Glass Avenue	\$94,584.86	\$115,924.82	\$100,000.00	\$47,292.43	Fully Completed	Local I-Jobs Funding	14-May-10
	Replace two Corrugated Metal Pipe with 7' X 4' X 90' Precast Concrete Box.	857, 220th Street, Section 22, T95N, R15W, 865, 300th Street, Section 32, T94N, R18W,	\$94,584.86	\$115,924.82	\$50,000.00	\$0.00	Not Started	I-Jobs Funds with Local Dollars	29-Apr-11
Fonda	Replace two Corrugated Metal Pipes(24" & 36") with Reinforced Concrete Pipe, 24" X 6' with Aprons, and 36" X 56' with Aprons.	To be determined	\$2,830.27	\$3,443.70	\$61,500.00	\$6,273.97	Fully Completed	I-Jobs funds used in conjunction with other RUT funds received.	31-Dec-10
Fontanelle	Adding 2" asphalt overlay for approximately 3307 by 20'	North on 5th Street from the intersection of 5th Street and Summit Street, 2" overlay of asphalt for approximately 330 feet	\$1,022.45	\$3,677.53	\$7,735.00	\$0.00	Not Started	UOBS, road use taxes	30-Jun-11
	Replacing Culvert	Corner of 12th Street and Jefferson Street		\$3,677.53	\$10,516.81	\$3,022.45	Fully Completed		17-Jul-09
Forest City	2009 Street Reconstruction Project - storm sewer work	East L, North Central, and East K Streets in Forest City, Iowa	\$19,200.42	\$23,361.91	\$81,885.18	\$19,200.42	50% or More Complete	UOBS Road Funding	15-Nov-09
Fort Atkinson	Asphalt Resurfacing on Clark Street from L Street to I Street (3 blocks)	Clark Street	\$1,493.91	\$23,361.91	\$23,361.91	\$1,493.91	Fully Completed	I-JOBS Road Fundine	26-Jul-10
	Asphalt Resurfacing	3rd Street NW	\$1,493.91	\$1,817.70	\$13,192.00	\$1,493.91	Fully Completed	I-JOBS,Road Use Tax, Local Option Tax	30-Jul-10
	Asphalt resurfacing was done to a street that had been tarred and chipped.	3rd Street NW	\$1,493.91	\$1,817.70	\$13,192.00	\$1,817.70	Fully Completed	I-Jobs and other Road Use Tax Fund	26-Aug-11
Fort Dodge	G St Road Construction Project	G St - Fort Dodge	\$114,900.90	\$139,815.39	\$200,000.00	\$0.00	Not Started	I-Jobs and other Road Use Tax Fund	30-Jul-10
	Materials for snow and ice control on various roadways within the city limits	Various	\$114,900.90	\$139,815.39	\$540,566.03	\$6,930.91	Fully Completed	Road Use Tax	30-Apr-10
	Purchase of Bobcat 250 Skid Loader	Chicago, IL	\$114,900.90	\$139,815.39	\$20,929.00	\$30,929.00	Fully Completed	Road Use Tax	31-Dec-09
	repair and/or maintenance of expaine roadways within the city limits	various	\$114,900.90	\$139,815.39	\$636,156.86	\$0.00	Not Started	Road Use Tax	30-Nov-09
Fort Madison	unknown at this time, to be determined later	not determined at this time	\$50,123.76	\$60,987.55	\$0.00	\$0.00	Not Started	I-Jobs	30-Jun-11
Franklin County	Construction of New Twin Pre-Cast Concrete Box Culvert	60th Street between County Route 556 and Timber Avenue	\$98,221.89	\$122,729.43	\$127,407.21	\$98,221.89	50% or More Complete	Secondary Road Fund	31-Jul-10
Fredericksburg	Grade, Crown & Apply Mc-70 asphalt	From the intersection of South Jefferson & West Railroad to the intersection of South Washington & West Railroad in Fredericksburg, Iowa	\$4,297.82	\$5,229.33	\$10,301.86	\$4,297.82	Fully Completed	I-Job dollars of \$4,297.82 and the balance came out of the Street Fund & regular Road Use Tax Dollars	16-Nov-09
Frederika	To be Determined at a later date	To be determined	\$624.64	\$5,229.33	\$0.00	\$0.00	Not Started	I-Jobs	30-Sep-09
	Build up 5th Street install 3 culverts and rock	5th Street	\$624.64	\$760.03	\$8,993.59	\$624.64	Fully Completed	Road Use Funds	12-Sep-09
Fremont	Dump Trucks to be used for general street maintenance and snow removal. Equipment expected to be purchased within the next month.	Ames, Iowa	\$1,074.86	\$3,741.31	\$13,500.00	\$1,074.86	Fully Completed	Road Use Tax Fund	30-Oct-09
	Unknown	Unknown	\$1,074.86	\$3,741.31	\$0.00	\$0.00	Not Started	Unknown	30-Jun-11
Fremont County	PCC patching of bridge deck.	On 18 West of Randolph, IA	\$82,655.00	\$101,197.66	\$98,558.30	\$82,655.00	Fully Completed	I-Jobs, Local Funding	06-Nov-09
	Purchased Used Motor Grader to replace old one. It is a John Deere model 770G.	Fremont County - Randolph Iowa patrol	\$82,655.00	\$101,197.66	\$149,417.00	\$101,197.66	Fully Completed	I-Jobs money and Local money	09-Sep-10
Fruiland	Seal coating applied to streets in need of repair.	Fruiland, IA	\$3,070.49	\$3,735.99	\$91,011.75	\$6,140.98	Fully Completed	I-JOBS and Road Use Tax	01-Aug-10
	To be determined at a later date.		\$3,070.49	\$3,735.99	\$0.00	\$0.00	Not Started	I-JOBS and Road Use Tax	31-Dec-11
Galf	Gravel for street repair and maintenance	Pine Street	\$97.88	\$119.09	\$0.00	\$0.00	Not Started	UOBS Funding	30-Jun-10
	Seal coating	Buena Vista Street and 3rd Street	\$1,164.96	\$1,417.45	\$15,513.00	\$1,164.96	Fully Completed		28-Jul-09
Galva	Seal Coating	1st St	\$1,164.96	\$1,417.45	\$21,958.94	\$1,417.45	Fully Completed	Local Option Sales Tax along with the Ijobs dollars	01-Aug-10
Garnavillo	Apply base rock and sealcoat West Centre Street - section of street was previously gravel only.	West Centre Street	\$3,293.25	\$4,007.02	\$11,996.50	\$4,007.02	Fully Completed	Road Use Tax Funds/UOBS Funds	27-Aug-10
	Street Sealcoat Project on various street throughout the city.	Various Street Citywide	\$3,293.25	\$4,007.02	\$30,838.20	\$3,293.25	Fully Completed	I-Jobs Funds and Road Use Tax Funds	18-Aug-09
Garnier	2011 International Dump Truck	Garnier Iowa	\$12,762.43	\$15,528.55	\$61,280.00	\$28,290.98	Fully Completed	I-JOBS, RUT and UOBT	04-Nov-10
Garrison	Repair & maintenance on the streets - seal coating streets	Oak Street and Pine Street	\$1,582.11	\$1,925.02	\$4,000.00	\$1,507.13	Fully Completed	RUT	31-Aug-10
Garnwin	to be determined	to be determined	\$2,467.75	\$3,002.61	\$0.00	\$0.00	Not Started		30-Jun-10
Geneva	Materials only on repairing hole in street	308 Monroe Street	\$463.85	\$564.38	\$50.00	\$50.00	Fully Completed	I-Jobs	14-Oct-09
	Resurface 5 blocks of Mary Street and 3 blocks of South Street.	City of Geneva, IA.	\$463.85	\$564.38	\$11,000.00	\$978.23	Fully Completed	I-JOBS and road use tax monies	14-Sep-10
George	Asphalt resurfacing on South Baldwin Street	200-300 South Baldwin Street	\$4,590.46	\$5,585.39	\$5,000.00	\$4,590.46	Fully Completed	I-Jobs Funding	31-Aug-09
	Repair street surface on 600 block of E Minnesota	600 Block E Minnesota	\$4,590.46	\$5,585.39	\$15,000.00	\$5,585.39	50% or More Complete	I-Jobs	16-Sep-10
Gibson	This project will be determined at a later date.	To be determined.	\$214.31	\$260.76	\$0.00	\$0.00	Not Started	State of Iowa	24-Sep-12
Gilbert	328 S.V. PAVEMENT REMOVAL 18 S.V. 7-INCH P.C.C. PAVEMENT 18 S.V. 6-INCH P.C.C. DRIVEWAY 34 S.F. TRUNCATED DOME PAVEMENT 12 S.V. 6-INCH P.C.C. PEDESTRIAN RAMP 23 S.V. 4-INCH P.C.C. SIDEWALK 1 TRAFFIC CONTROL 303 S.V. SUBGRADE PREPARATION	INTERSECTION OF MATHYS DRIVE AND HOFFMAN DRIVE GILBERT IOWA 50105	\$4,310.92	\$5,245.27	\$15,958.00	\$4,310.92	Fully Completed		14-Aug-09
	To be Determined.	To be Determined.	\$5,245.27	\$6,076.11	\$0.00	\$0.00	Not Started	I-Jobs and City cash on hand.	31-May-11
	Asphalt Resurfacing - Approximately 1,036 square yards 3" Asphalt Paving	Parkview Drive 13th Ave from 5th St. to 4th St. 14th Ave. from bridge East of 5th to bridge over river 18th Ave. from asphalt to west end 17th Ave. from 5th to 6th St. 7th St. from 10th to 14th Ave 6th St. from intersection of SW 12' Ave and SW 3rd Street	\$4,310.92	\$6,076.11	\$18,900.00	\$3,350.03	Fully Completed	Road Use Tax	11-Sep-09
Gilbertville	Crack Sealing city streets	18th Ave. from asphalt to west end 17th Ave. from 5th to 6th St. 7th St. from 10th to 14th Ave 6th St. from intersection of SW 12' Ave and SW 3rd Street	\$3,350.03	\$4,076.11	\$7,211.00	\$0.00	Fully Completed	I-Jobs and Road Use Funds	20-Aug-10
Gilmore City	Core out and preparation of the base followed by installing asphalt patch on water main break	Intersection of SW 12' Ave and SW 3rd Street	\$2,428.44	\$2,954.78	\$2,000.00	\$1,900.00	Fully Completed	I-Jobs Funding	11-Sep-09
	Purchase Road Salt for winter of 2010/2011	Gilmore City, Iowa	\$2,428.44	\$2,954.78	\$2,184.36	\$0.00	Not Started	I-Jobs Funding	15-Nov-10
	Street Repairs - Oil & Single Chip Seal Coat	Gilmore City	\$2,428.44	\$2,954.78	\$29,335.96	\$28.44	Fully Completed	I-Jobs & City Street Funds	20-May-10
Gladbrook	Seal Coat of select residential streets.	Eggleston St., 4th St. from Lincoln to Garfield, Gould from 2nd to 5th.	\$4,433.22	\$5,394.07	\$29,231.40	\$9,827.29	Fully Completed	Road Use Tax Fund	16-Jul-10
Greenwood	Mill & asphalt overlay on Walnut Street from Fourth St. North to Sixth Street	Walnut Street	\$23,402.15	\$28,474.32	\$28,474.32	\$28,474.32	Fully Completed	UOBS portion - \$28,474.32	09-Sep-10
	Mill & asphalt overlay on Fourth Street from Myrtle St West to 5th Street and Mill and asphalt overlay on Grove Street from Third & North to 8th Street.	Fourth Street and Grove Street	\$23,402.15	\$28,474.32	\$42,263.48	\$23,402.15	Fully Completed		17-Sep-09
Gidden	Asphalt overlays and maintenance	various sections of city roads	\$5,472.73	\$6,658.89	\$84,600.00	\$6,658.89	Fully Completed	Road Use Tax Fund	31-Oct-10
	Crack sealing and asphalt maintenance	Various sections of city roads	\$5,472.73	\$6,658.89	\$5,472.73	\$5,472.73	Fully Completed		30-Jun-09
	Project not yet identified. Will be determined later.	Street repair/miscellaneous streets within city	\$2,970.04	\$3,613.76	\$0.00	\$0.00	Not Started	UOBS Funds	20-May-11
	Spray injection patching of city streets	Miscellaneous streets in Gidden	\$2,970.04	\$3,613.76	\$2,823.60	\$5,647.20	Fully Completed	UOBS Funds	21-Apr-10
Goodell	Repair of Alleys in Goodell using road stone.	Goodell IA	\$674.18	\$674.18	\$625.00	\$554.09	Fully Completed	Road use tax fund money 554.09	01-Jun-10
	The I-Jobs money will be used for maintenance of the city alleys in April or May of 2010.	City of Goodell	\$674.18	\$674.18	\$0.00	\$0.00	Not Started	I-Jobs Money 554.09	29-May-10
	We have not determined a onieist at this time.	Goodell IA	\$674.18	\$674.18	\$0.00	\$0.00	Not Started	I-Job Money 554.09	31-Dec-09
	We have not determined what we will do with this Ijobs money as yet.	Goodell IA	\$674.18	\$674.18	\$0.00	\$0.00	Not Started	Whatever we decide the Ijobs money will be used before July 1, 2011.	30-Jun-11
	We have not yet determined a project for the I job money of 554.09 for this year.	Goodell IA	\$674.18	\$674.18	\$0.00	\$0.00	Not Started	I-Job money of 554.09	31-Dec-09
Goose Lake	Repair Main Street after water main break under road.	211 Main Street Goose Lake, IA	\$687.60	\$836.63	\$1,200.00	\$687.60	Fully Completed	I-Jobs Funds of \$687.60 Plus Road Use Tax Funds	27-Oct-09
Gowrie	Asphalt resurfacing	North part of 4th Street	\$4,513.68	\$5,516.30	\$4,533.68	\$4,533.68	Not Started		31-Dec-09
Graettinger	4" asphalt mat on South Wilson Avenue, Graettinger, Iowa	South Wilson Avenue, Graettinger, Iowa	\$3,930.93	\$4,782.92	\$8,100.00	\$4,782.92	Fully Completed	Total project \$8,100 \$2,600.00 - Palo Alto County 4782.92 - Ijobs 20814.58 - General fund City of Graettinger	08-Jul-10
	Purchasing a new snow plow, Henke 36R10S Reversible Truck Plow, cost \$8,300, with hydraulic of \$4,350. Total cost \$12,650.	201 S. Washington Avenue	\$4,782.92	\$4,782.92	\$12,650.00	\$3,930.93	Fully Completed	Road Use Fund	12-Oct-09
	Clean out storm water detention pond with excavator.	West end of Graf Ct.	\$152.68	\$185.78	\$1,000.00	\$152.68	Fully Completed		30-Jul-09
Graf	Repair potholes in Lola Lane and Graf Court. Perform maintenance at detention pond.	Graf, IA.	\$152.68	\$185.78	\$260.00	\$185.78	Fully Completed	I-Jobs and State Road Use Tax	02-Aug-10
Grafton	to be determined, repair a pothole in the street	6th Avenue	\$763.88	\$929.44	\$878.00	\$878.00	Fully Completed	to be determined	01-Jun-11
Grand Mound	Base repair including scarifying, pulverizing, grading, compacting and second seal coat.	Delwert Street, Jayve Court	\$2,952.57	\$3,592.51	\$2,952.57	\$2,952.57	Fully Completed	Road Use Fund	24-Sep-09

Grand River	Snow removal for city streets	Grand River	\$803.85	\$978.07	\$803.85	\$803.85	Fully Completed	I-Jobs and road use money	27-Feb-10
Grandview	sealcoating of streets and patch work	3 blocks on S. Market, 2 blocks on S. Jefferson, Cemetery Lane, 2 blocks on E. Washington, 2 blocks on W. Union, 3 blocks on N. Madison, 1 block on W. Vernon	\$2,620.62	\$3,188.61	\$27,215.45	\$2,620.62	Fully Completed		20-Aug-09
Granger	wages for asphalt repairs	several streets in town	\$2,546.37	\$3,098.27	\$3,000.00	\$2,546.37	Fully Completed	IJOBS Funding	26-Feb-10
Grant	Replacement of rock on city streets	Miscellaneous streets and alleys	\$414.43	\$504.24	\$528.04	\$414.03	Fully Completed	I-Jobs Funds and Road Use Tax	30-Dec-09
Granville	project to be determined as council sees the need	location to be determined as council sees the need	\$1,408.38	\$1,713.64	\$0.00	\$0.00	Not Started	road use tax fund	30-Sep-09
Gravety	DITCHING AND RESHAPING STREETS	SEVERAL STREETS WITHIN CITY LIMITS	\$766.13	\$912.18	\$0.00	\$0.00	Not Started	I-JOB/ROAD USE	15-Apr-11
	Gravel for floor of newly construction maintenance addition	City of Gravety Third Street Gravety, Ia	\$766.13	\$912.18	\$912.96	\$913.26	Fully Completed	Road Use Funds/I-Jobs	30-Apr-10
Greene	SEALCOAT NORTH FIRST STREET BETWEEN BUTLER TO IOWA	NORTH FIRST STREET	\$4,800.11	\$5,840.48	\$0.00	\$0.00	Not Started	General Fund & I-Jobs money	01-Nov-10
	SEALCOAT NORTH FIRST STREET BETWEEN BUTLER TO IOWA	NORTH FIRST STREET		\$5,840.48	\$10,000.00	\$0.00	Not Started	General Fund & I-Jobs money	01-Nov-10
Greene County	Caterpillar 2005 Wheel Loader 950G	Jefferson	\$93,852.63	\$115,010.16	\$105,000.00	\$93,852.63	Fully Completed	Secondary Road Fund	14-Dec-09
	Repair of streets, intersections, and alley approaches	HW lows & Hayes, SE Lins & 2nd, SE Lins & 2nd, SE Lins, NW Grant between 3rd & 4th		\$11,314.26	\$6,601.40	\$6,601.40	Fully Completed		30-Sep-09
Greenfield	Repair of streets, intersections, and alley approaches.	SE 4th St south of Hwy 92, SE 2nd St & Lynn, and Hwy 25 north to Darby Dr	\$9,298.84	\$11,314.26	\$3,127.07	\$2,697.44	Fully Completed	\$2,697.44 from I-Jobs and the remaining \$429.63 from Road Use Fund.	18-Sep-09
	To Be Determined	City of Greenfield		\$11,314.26	\$0.00	\$0.00	Not Started	I-Jobs	30-Jun-11
	Asphalt overlay of approximately 4 blocks of city street with extensive deterioration. Overlay was completed to preserve and extend the life of the road	Valleyview Drive from NW 3rd St to NW 7th Street	\$25,603.47	\$31,152.76	\$40,700.00	\$31,152.73	Fully Completed	I-Jobs money and Road Use Tax Funds	24-Nov-10
Grimes	Asphalt seal-coat overlay on approximately 20 blocks of road in the "older" section of town. This extends the life of the road to delay the need for the complete reconstruction of the road.	Grimes, Iowa	\$25,603.47	\$31,152.76	\$79,196.65	\$25,603.47	Fully Completed	I-Jobs Funds and Road Use Tax Funds	30-Oct-09
Grinnell	1st Avenue and 8th Avenue Resurfacing Project	1st Avenue and 8th Avenue in the city of Grinnell - HMA RESURFACING AND MILLING	\$39,767.94	\$48,387.21	\$259,280.00	\$39,707.00	Fully Completed	IGRS Grant, IJOBS RUT Stimulus Funds and Capital Loan Notes	30-Oct-09
Griswold	Repair and maintenance of the alleys	within the city of Griswold	\$4,538.04	\$5,521.62	\$4,538.04	\$9,076.00	50% or More Complete	I-JOBS	31-May-11
Grundy Center	replacing curb & gutter around Liberty Park	13th Street north to E Avenue, then east to 12th street then north on 12th street	\$11,338.56	\$13,796.07	\$11,844.00	\$11,338.56	Fully Completed		12-Aug-09
Grundy County	2010 pavement marking painting with edge and center lines	Various roads - 94 miles		\$115,112.85	\$56,000.00	\$55,179.00	Fully Completed	Local	04-Aug-10
	Purchase of winter road rock salt for snow/ice control	Entire hard surfaced roads in Grundy County	\$97,102.36	\$115,112.85	\$200,000.00	\$90,000.00	Fully Completed	Local	21-Mar-10
	REB Replacement 12"x6"x4" on 130th St. east of X Ave	Section 11, T89N, R19W Located on 130th St	\$97,102.36	\$115,112.85	\$115,419.42	\$1,419.42	50% or More Complete	Local	20-Aug-09
	Repair bridge D14 (FHWA 16530) with new abutments to bring bridge to legal loads	Section 20, T89N, R19W various		\$115,112.85	\$38,000.00	\$34,937.00	Fully Completed	Local	10-Sep-10
Guthrie Center	Dust control, paint traffic lines, street opening snow removal, replacing curb, salt, sand traffic paint, dust control, concrete, downtown snow removal	Guthrie Center, IA various	\$7,283.33	\$8,864.35	\$12,555.98	\$2,255.98	Fully Completed	IJOBS	16-Mar-10
	2010 Caterpillar 320DLH2R Excavator	Guthrie Center IA		\$8,864.35	\$3,496.83	\$3,496.83	Fully Completed	IJOBS	14-Dec-09
	Bridge overlay with HPC O mix	On County road F51 approximately 3.75 miles east of State Hwy 25		\$123,794.42	\$170,000.00	\$123,794.42	Fully Completed	Secondary Road Fund	01-Aug-10
Guthrie County	Crack repair/sealing on County Road F65	F65 from County Line Avenue to Frontier Road and from Frontier Road to Grant Street	\$101,021.22	\$123,794.42	\$14,275.00	\$14,275.00	Fully Completed	Secondary Road Fund	20-Oct-09
	Replace existing bridge with 40' precast concrete bridge	200th St. N, Section 1, Bear Grove Two		\$123,794.42	\$47,500.00	\$17,682.22	Fully Completed	Secondary Road Fund	18-Feb-10
Guttenberg	2009 Seal Coat Project Resurface	First St. and Dekalb St South 4th St	\$8,678.63	\$10,559.63	\$24,383.80	\$8,678.63	Fully Completed	I-Jobs	31-Aug-09
Halbur	Street patching and repairs. Fill cracks in streets with Hot Pour Joint Sealing and Random Crack Repair. Diamond sawing the PCC joints to remove old sealant and debris, sandblast and clean. Air blown clean and sealed concrete curb & gutters.	All streets in Halbur	\$641.85	\$780.96	\$14,500.00	\$641.85	Fully Completed	I-Jobs	27-Aug-09
	Drain tile video inspection camera	Various throughout Hamilton County		\$116,699.45	\$0.00	\$0.00	Not Started	Rut	01-Mar-10
	Pavement crack sealing on R-77	R-77 from D41 to Hwy 175		\$116,699.45	\$80,000.00	\$40,179.00	Fully Completed	I-Jobs as part of road use tax	08-Jul-10
Hamilton County	Pavement Markings	Various hard surface secondary roads in Hamilton County	\$95,331.94	\$116,699.45	\$80,000.00	\$76,319.54	Fully Completed	I-Jobs as part of secondary roads road use tax	28-Jul-10
	Purchase a 15,000 ton stockpile of Class A road stone.	Grandgeorge Quarry - for various roads in Hamilton County		\$116,699.45	\$101,000.00	\$95,332.00	Fully Completed	I-Jobs as part of RUT	15-Oct-09
Hampton	Mill and overlay of asphalt to residential street	1st Street NE, from 5th Avenue to 7th Avenue NE	\$18,422.97	\$22,415.95	\$18,564.80	\$18,422.97	Fully Completed		31-Jul-09
	Milling & resurfacing City streets with asphalt.	2nd Ave Drive SE from 8th St SE to 3rd Ave SE 3rd St NW - Central Avenue W to 1st Ave NW		\$22,415.95	\$22,000.00	\$22,000.00	Fully Completed	Iowa Department of Transportation (I-Jobs)	23-Jul-10
Hancock	Will use this money for rock in the alleys in Hancock	City of Hancock	\$746.32	\$908.08	\$746.00	\$478.80	50% or More Complete	Road Use Tax	31-Mar-10
Hancock County	Bridge replacement in Magor Township Contract Let 12-21-10	Hancock County	\$101,926.33	\$123,417.94	\$0.00	\$0.00	Not Started	I-Jobs	31-Dec-12
	Bridge replacement in Magor Township Contract Let 12-21-10	Hancock County		\$123,417.94	\$244,000.00	\$0.00	Not Started	I-Jobs	31-Dec-12
Hankstown	Crackfilling Paving	Crackfilling various locations in city	\$820.24	\$998.02	\$50,343.10	\$820.24	Fully Completed	IJOBS	30-Jun-09
Hansell	PURCHASING STREET SIGNS FOR TIMBER AVE. IN HANSELL BY THE FIRE DEPT. NO PARKING SIGNS....	TIMBER AVE. IN FRONT AND ACROSS THE STREET FROM THE FIRE DEPT.	\$193.70	\$235.68	\$300.00	\$0.00	Not Started	I-JOBS MONEY RECEIVED IN THE AMOUNT OF \$235.68	01-Nov-10
	Repairing of the Grating over the Drainage System.	In town of Hansell		\$235.68	\$193.70	\$193.70	Fully Completed	I-Jobs monies and some road funds monies.	11-Jan-10
Harcourt	City of Harcourt will use monies for road repairs.	Fourth Street - Harcourt, Iowa	\$1,341.40	\$1,632.13	\$0.00	\$0.00	Not Started	I-Jobs monies	30-Jun-10
	Bridge 10170 repair work - new abutment piling	R Ave 1/4 mile south of State Hwy 175		\$132,896.98	\$60,000.00	\$79,000.00	Fully Completed	Local	27-Oct-10
Hardin County	Pavement Markings on various county roads center and edge lines	Various roads - 60 miles	\$106,117.32	\$132,896.98	\$35,300.00	\$0.00	Fully Completed	Local	30-Oct-10
	Purchase of rock salt for snow/ice control used on hard surfaced roads in Hardin County	Entire county		\$132,896.98	\$415,000.00	\$158,264.00	Fully Completed	Local	01-Apr-10
Hardy	Yantis Quad Tee Bridge Replacement various repairs to roads	Sec 36, T86N, R19W within City of Hardy	\$125.01	\$152.10	\$80,000.00	\$80,000.00	Fully Completed	Local	01-Nov-09
				\$152.10	\$500.00	\$0.00	Not Started	City of Hardy	30-Sep-10
Harlan	DURING THE BUDGET PROCESS IN JANUARY, WE WILL FURTHER DISCLOSE AND DETERMINE A SPECIFIC PROJECT TO USE THE I-JOBS FUNDS. AS OF 9/27/10 WE HAVE NOT DETERMINED A SPECIFIC PROJECT BUT WILL YET THIS FALL.	various streets in Harlan	\$23,070.21	\$28,070.43	\$23,070.21	\$0.00	Not Started	I-JOBS FUNDS AND MAY INCORPORATE ROAD USE TAX FUNDS OR EXIST FUNDS TOWARD A PROJECT.	31-Dec-10
Harper	Removal of stumps from trees damaged by recent ice storms	202 Hutchinson Street 301 Lafayette Street 313 Lafayette Street	\$415.93	\$506.08	\$400.00	\$387.71	Fully Completed	Community Disaster Grant I-Jobs Funds	30-Nov-09
Harpers Ferry	To Be Determined to be determined in the future	Harpers Ferry	\$1,245.86	\$1,515.90	\$0.00	\$0.00	Not Started		30-Jun-10
Harris	Sealcoating non farm to market city streets	City of Harpers Ferry Non farm to market streets in city	\$579.17	\$704.70	\$24,040.38	\$1,283.87	Fully Completed	IJOBS & Road Use Tax	31-Jul-10
Harrison County	PCC PAVEMENT OVERLAY (BONDED) ON COUNTY ROAD F32 FROM U.S. HWY. 30 EAST TO TOLEDO AVENUE	HARRISON COUNTY, EAST OF HODGSON ON F32 (194TH STREET)	\$110,183.41	\$135,010.26	\$1,375,000.00	\$45,193.67	Fully Completed	ESFM	24-Jun-10
Hartley	Asphalt level, single seal and patching	2nd St NW, 1st St. NE, 1st St. SE, 4th Avenue, 6th Avenue E, 6th Avenue W	\$7,569.23	\$9,209.78	\$90,847.00	\$0.00	Fully Completed	Road Use Fund	10-Jun-10
	Asphalt Leveler and Single Seal Coat	2nd St. between 1st Ave W and 3rd Ave W		\$9,209.78	\$13,571.25	\$7,569.23	Fully Completed	Road Use Tax Fund	26-Aug-09
Hartwick	Used to help pay our annual street repairs of oil and tar and gravel chips. We select certain streets each year to rely on needed.	City streets of Hartwick	\$259.86	\$316.18	\$7,362.50	\$259.86	Fully Completed		11-Aug-09
Hartwig	TO COMPLETE UNFINISHED WORK	VARIOUS LOCATIONS	\$1,121.32	\$1,364.37	\$97,500.00	\$1,121.32	Fully Completed	state	04-Aug-09
Hastings	Rock hauled in by Crushed Aggregate Products LLC	S. Railway & Buffalo St	\$805.92	\$980.59	\$7,500.00	\$0.00	<not selected>		18-Nov-09
Havelock	ASPHALT/SEALCOAT	City streets	\$639.35	\$777.92	\$0.00	\$639.35	Fully Completed	Secondary Road Fund	07-Jul-09
	Patch and oil and emul single seal coat	Town streets	\$639.35	\$777.92	\$8,915.20	\$0.00	Fully Completed	I-Jobs & RUT monies	01-Jul-10
Haverhill	Our Blacktopped Streets are in need of Maintenance. The council will be improving 1st streets width for parking.	1 St and 2nd Street City of Haverhill	\$610.98	\$743.40	\$0.00	\$0.00	Not Started	I-Jobs and RUT monies	01-Oct-11
	Street Sweeper for Street Department	City Street Dept. Haverden, IA	\$10,821.17	\$13,168.97	\$195,000.00	\$23,992.14	Fully Completed	Capital Equipment Fund & I-Jobs Revenue	30-Jun-11
Hawkeye	add gravel to alleys and side streets. Then add oil to control dust	Bewins Street, Peoria Street, Peters Street MAIN STREET IN HAWKEYE, IA	\$1,575.54	\$1,917.01	\$1,668.10	\$1,575.54	Fully Completed		15-Sep-09
Hawthorne	HIRED KLUESNER CONSTRUCTION TO MILL FROST HEAVES AND PATCH CRACKS ON MAIN STREET	MAIN STREET IN HAWKEYE, IA	\$1,575.54	\$1,917.01	\$6,641.00	\$1,917.00	Fully Completed	INVOICE TOTAL \$6641.20 I-JOBS MONEY -1917.01	10-Aug-10
Hayesville	Maintain city alleys in Hayesville	All city alleys	\$183.07	\$225.18	\$1,077.86	\$410.25	Fully Completed	I-Jobs Funds	01-Dec-10
Hazelton	Repair of a roadway in Hazelton.	Undecided at this time.	\$4,149.32	\$5,048.64	\$5,000.00	\$0.00	Not Started		16-Nov-09
Henderson	Henderson ESP @ Salt/Sand Spreader	Hedrick, Iowa	\$3,655.77	\$4,448.12	\$4,375.00	\$4,375.00	Fully Completed	Road Use Stimulus money	30-Apr-11
	Maintenance supplies for our streets	Hedrick, Iowa		\$4,448.12	\$2,155.77	\$4,311.54	Fully Completed	Stimulus money.	08-Dec-09
	Street Sweeper for use on our city streets	Hedrick, IA 52563		\$4,448.12	\$1,500.00	\$1,500.00	Fully Completed	Stimulus money.	26-Aug-09
	snow removal	north west to south east street	\$583.01	\$709.36	\$2,000.00	\$0.00	Not Started	I-Jobs and road use funds	31-Mar-11
	Two loads (38.82 Ton) of 1" rock for street repair	Highway Street & North Street	\$583.01	\$709.36	\$583.01	\$583.01	Fully Completed	none	19-Oct-09
Henry County	2" HMA overlay	Courtyard Street - west of Mt. Pleasant Goodyear Road east to City limits	\$87,896.76	\$105,524.60	\$50,000.00	\$48,485.92	Fully Completed		24-Aug-09
	Blutonium Seal Coat project	Swedesburg, Trenton, Green Valley		\$105,524.60	\$90,947.95	\$90,947.95	Fully Completed	Secondary Road Fund	14-Sep-10
	Portland Cement Concrete casing	New London		\$105,524.60	\$22,577.06	\$14,576.65	Fully Completed	Secondary Road Funds	09-Sep-10
	Renov of maintenance shop and grader shed	1510 East Washington Street	\$87,896.76	\$105,524.60	\$30,000.00	\$29,192.04	Fully Completed		27-Aug-09
	Slide repair of Nebraska Avenue	Baltimore Township, Section 29		\$105,524.60	\$15,000.00	\$10,218.80	Fully Completed	Local Funds	24-Nov-09

	Gravel for maintenance of 2nd Street in front of city property.	2nd Street from Railroad Street approximately 1/2 block to the east to maintain street in front of city property.	\$175.95	\$189.14	\$144.61	Fully Completed	I-Jobs money will be supplemented with Road Use Tax Fund money.	30-Jun-10	
Hepburn			\$144.61						
	Gravel for maintenance of Railroad Street in front of city property.	Railroad Street from 2nd Street approximately 1/2 block to the north to maintain street by city property.	\$175.95	\$0.00	\$0.00	Not Started	I-Jobs money will be supplemented with Road Use Tax Fund money.	30-Jun-11	
Hawatha	Boyson Rd and Robins Rd Intersection Project	Boyson Road and Robins Road Intersection	\$28,376.97	\$84,527.37	\$1,088,500.00	\$8,530.36	Less than 50% Complete	I-Jobs, Federal Funding and Capital Project Fund	30-Jun-12
Hills	Reconstruction of Oak Crest Hill Road SE	Oakcrest Hill Road SE, Johnson County, Iowa	\$2,965.67	\$3,608.45	\$260,000.00	\$0.00	50% or More Complete	City of Hills, Johnson County, Federal Government	01-Nov-12
Hillsboro	Repair of City portion of Oakcrest Hill Road SE Project	Oakcrest Hill Road SE		\$3,608.45	\$260,000.00	\$0.00	Less than 50% Complete	City of Hills, Johnson County, Federal Government	01-Nov-12
Holland	Repair maintenance building	100 North Cedar	\$657.09	\$799.51	\$700.00	\$657.09	Fully Completed		30-Sep-09
	SEALCOAT AND CHIP THE ENTIRE TOWN, 31,000 SQ. YARDS OF STREET.	HOLLAND, IA	\$814.12	\$990.57	\$72,884.58	\$814.12	Fully Completed	\$20,000 RUT FUND, \$43,000 GENERAL, \$13,000 WATER FUND	03-Sep-09
	SEALCOAT/CHIP ENTIRE TOWN, 31,000 SQ YDS	HOLLAND, IA		\$990.57	\$72,884.58	\$814.12	Fully Completed	\$20,000 RUT FUND \$43,000 GENERAL FUND \$13,000 WATER FUND	03-Sep-09
Holstein	Project to be determined	Holstein, IA	\$6,420.52	\$7,812.10	\$0.00	\$0.00	Not Started	IOBS Funds not designated to a specific project yet	31-Mar-10
Holy Cross	leveline and overlay of street	Maple Rd		\$1,147.27	\$30,615.00	\$942.90	Fully Completed	\$942.90 in i-jobs money	04-Oct-09
	Resurface Main St. Grind off old blacktop, level surface, and apply an additional 2 inches of new blacktop. Install new curb and gutter and furnish base stone.	917 Main St.	\$942.90	\$1,147.27	\$42,000.00	\$1,147.27	Fully Completed	I-Jobs - \$1147.27	22-Oct-10
Hopkinton	Culvert Replacement/Repair	Walnut St SE	\$2,974.41	\$3,619.08	\$5,000.00	\$2,974.41	Fully Completed	Road Use Tax Monies	23-Jun-10
Hoppers	Street improvements to 4th Avenue S and Cedar Street	Hoppers, Iowa	\$2,935.10	\$3,571.25	\$3,195.00	\$2,935.10	Fully Completed	The \$219.90 over and above the amount we received from IOBS came from our Road Use Operation and Maintenance Department.	11-Oct-09
Houghton	Repair of manhole covers along hwy 16 (8 total)	8 different locations along Highway 16 in Houghton city limits.	\$500.08	\$608.47	\$290.00	\$290.00	Fully Completed		27-Jul-09
Howard County	The equipment has been purchased, but has not been received. Delivery is expected by the end of December 2010. We will pay for them early January 2011.	Cresco	\$79,810.22	\$98,114.67	\$648,800.00	\$0.00	50% or More Complete	Secondary Road Fund	17-Jan-11
Hubbard	Mill and resurface East Maple Street	East Maple St. from Iowa to State St.	\$3,865.42	\$4,703.20	\$97,013.03	\$3,865.42	Fully Completed	We used Road Use Tax \$ along with i-JOB \$ to fund this \$10,900 street repair. IOBS \$9,246.43 and operational expenses \$1,653.57	28-Sep-09
Hudson	Cedar Street Drainage Repair	Hudson, Iowa	\$9,246.43	\$11,250.49	\$10,300.00	\$9,246.43	Fully Completed		29-Sep-09
	In conjunction with IOBS Disaster Funding, funding from this IOBS source will be used to cover additional funding costs with this project to mitigate flooding in Hudson through the creation of detention ponds along Cedar Street	Cedar Street, Hudson, Iowa		\$11,250.49	\$10,300.00	\$0.00	Less than 50% Complete	\$1,093.57 IOBS Funding Disaster Recovery \$288,000. City of Hudson \$32,000 (Reserves & IOBS Road Fundings)	01-Aug-11
Hull	Repair sunken sewer trench, tear out, repack, and put in new concrete.	West Second from Hayes Avenue, going east approximately 400 feet.	\$8,560.70	\$10,416.14	\$38,500.00	\$8,560.70	50% or More Complete	General Fund, Sewer Fund	16-Sep-09
	Replace broken up asphalt on Brown Street with new concrete and put in a storm sewer line to drain area	Brown Street going North from Center Street about 150 feet.		\$10,416.14	\$23,172.00	\$10,416.14	Fully Completed	Road Use Tax Fund	06-Aug-10
Humboldt	2010 NE Street Infrastructure Project, repair and maintenance of approximately 4 blocks of existing roadway, curb and gutter, storm sewers, manholes, and water valve boxes.	Humboldt	\$19,445.01	\$23,659.51	\$273,617.57	\$43,104.52	Fully Completed	Bond issue funds, i-jobs	06-Dec-10
Humboldt County	Purchase roadstone for stockpile	Stockpiles throughout Humboldt County	\$76,004.40	\$90,020.42	\$76,004.40	\$76,004.40	Fully Completed	Local and i-jobs	30-Jun-11
	Purchase roadstone for stockpile	Various locations throughout the county		\$90,020.42	\$90,020.42	\$0.00	Not Started	i-jobs and local	30-Jun-11
Humeston	resurface with oil and chips	Collins Street Summer Street Timberlane from Oak to Hwy 69	\$2,371.66	\$2,885.69	\$8,700.00	\$2,371.66	Fully Completed		11-Sep-09
Huxley	Single seal coat streets as listed below:	Maple Dr. Timberlane to Oak Blvd Crestwood: Lynwood to N 5th Circle: N 2nd to E 1st Shop Road: Oak Blvd to gravel	\$12,972.08	\$15,783.64	\$24,750.00	\$0.00	Not Started	IOBS AND ROAD USE TAX	01-Nov-09
	Remove bridge, 110th Street over Ashton Creek, and reconstruct.	110th Street 0.8 miles west of US 85th	\$69,345.88	\$84,326.43	\$101,115.31	\$69,345.88	Fully Completed		23-Sep-09
Ia County	Asphalt removal and replacement.	The streets are Quimby between 5th and 7th; Warren between 1st and 2nd; 800 Block of Valley View Drive; Moorehead Street between 5th and 7th; and Circle Drive between 5th and 6th; and the alley between Moorehead Avenue between 1st Street and Hwy 175	\$10,264.10	\$12,488.74	\$262,622.00	\$10,264.10	Fully Completed	Stimulus, i-jobs, and Road Use Monies	07-Oct-09
	PCC Patching and HMA Overlay	Ia Grove, IA	\$10,264.10	\$12,488.74	\$262,622.00	\$10,264.10	Fully Completed		17-May-10
	Construct a salt shed hoop building	1200 12th Street NE Independence, IA	\$26,477.01	\$32,215.63	\$32,215.63	\$32,215.63	Fully Completed	RUT & IOBS	01-Oct-10
Independence	Reconstructed several streets with base stone, double seal coat	4th Ave NE from 5th St NE to 5th St NE Lover's Lane from Hwy 150 going west for 160 feet Lover's Lane from previous to west end at 6th Ave SW 11th Ave NE from 10th St to RR tracks 9th St NE from Throughout the City of Indiana, Iowa	\$26,477.01	\$32,215.63	\$68,601.60	\$26,477.01	Fully Completed	IOBS and RUT	24-Sep-09
Indiana	General repair and maintenance of city streets (operating and maintenance expenses)	Indiana, Iowa	\$61,877.25	\$75,288.48	\$61,877.25	\$10,656.62	Less than 50% Complete	i-jobs	30-Jun-10
	Purchase of Asphalt from Grimes Asphalt & Paving for paving a portion of the Jerry Kelly Bike Trail in Indiana	Indiana, Iowa		\$75,288.48	\$61,877.25	\$24,182.89	Less than 50% Complete	i-jobs	06-Aug-10
	Purchase of concrete for repair/maintenance of city streets	Indiana, Iowa		\$75,288.48	\$9,854.75	\$0.00	Less than 50% Complete	i-jobs	17-Dec-10
Ionia	Repair Main Street City Sidewalk.	Main Street, Ionia, Iowa	\$759.53	\$924.16	\$15,000.00	\$1,683.69	Fully Completed	i-Jobs funds- general & road use funds.	29-Oct-10
Iowa City	2400 square yards of concrete street pavement removed and replaced and 25 manhole casting removed and replaced.	Street Patching Locations Governor St. from Jefferson St. to North St. Memron Tree Blvd. from Dane Rd. to Eagle View Rocky Shore Dr. at Park Rd. Scott Blvd. at culvert and intakes Gilbert St. 75	\$276,401.34	\$336,308.39	\$245,848.60	\$196,103.72	50% or More Complete		30-Sep-09
Iowa County	To be determined at a future date	To be determined	\$107,329.33	\$129,510.59	\$0.00	\$0.00	Not Started	i-jobs	15-Nov-10
	To be determined at a future date - Iowa County	To be determined		\$129,510.59	\$0.00	\$0.00	Not Started	i-jobs	02-Oct-09
	7.5 TON OF 3/8 FINE ROCK	IOWA FALLS IOWA		\$27,597.45	\$50.25	\$50.25	Fully Completed	IOBS	15-Nov-10
	8FT STAINLESS STEEL SPREADER WITH INSTALL	IOWA FALLS IOWA		\$27,597.45	\$4,340.00	\$4,340.00	Fully Completed	IOBS	20-Dec-10
	9FT WESTERN HOLLY V. ROW & DEFLECTOR	IOWA FALLS IOWA		\$27,597.45	\$5,270.00	\$5,270.00	Fully Completed	IOBS	20-Dec-10
	CAP SCREWS/HEX NUTS FOR STREET SIGN	IOWA FALLS IOWA		\$27,597.45	\$11.36	\$11.36	Fully Completed	IOBS	16-Aug-10
	CONCRETE FOR CURB BY MAIN STREET	IOWA FALLS IOWA		\$27,597.45	\$96.00	\$96.00	Fully Completed	IOBS	20-Sep-10
	Door openers, remotes, and weatherstripping in overhead doors	Iowa Falls, IA		\$27,597.45	\$1,760.00	\$1,760.00	Fully Completed	IOBS Funds	21-Jun-10
	Dropped Tree at 922 Oak	Iowa Falls, IA		\$27,597.45	\$100.00	\$100.00	Fully Completed	IOBS Road Funding	17-May-10
	FINE FILL ON MAIN	IOWA FALLS IOWA		\$27,597.45	\$48.58	\$48.58	Fully Completed	IOBS	16-Aug-10
	HIS NUTS & SCREWS FOR SIGNAGE	IOWA FALLS IOWA		\$27,597.45	\$11.36	\$11.36	Fully Completed	IOBS	20-Sep-10
	MAINT SUPPLIES	IOWA FALLS IOWA		\$27,597.45	\$14.02	\$14.02	Fully Completed	IOBS	20-Sep-10
	Remove trees	Iowa Falls, IA		\$27,597.45	\$1,820.00	\$1,820.00	Fully Completed	IOBS Funding	21-Jun-10
	Removed tree on Rainbow Bridge	Iowa Falls, IA		\$27,597.45	\$500.00	\$500.00	Fully Completed	IOBS Road Funding	17-May-10
	Road Stone for alleys	Iowa Falls, IA		\$27,597.45	\$81.11	\$81.11	Fully Completed	IOBS Road Funding	14-Mar-10
	road stone for maintaining alleys	Iowa Falls, Iowa		\$27,597.45	\$327.01	\$327.01	Fully Completed	IOBS Road Funding	31-Dec-09
	ROAD STONE FOR SHOULDER WORK	IOWA FALLS IOWA		\$27,597.45	\$423.02	\$423.02	Fully Completed	IOBS	16-Aug-10
	ROAD STONE	IOWA FALLS IOWA	\$22,681.48	\$27,597.45	\$350.44	\$350.44	Fully Completed	IOBS	18-Oct-10
	ROAD STONE	IOWA FALLS IOWA		\$27,597.45	\$545.00	\$545.00	Fully Completed	IOBS	20-Sep-10
	Road Stone	Iowa Falls, IA		\$27,597.45	\$226.58	\$226.58	Fully Completed	IOBS Road Funding	17-May-10
	Road stone/rock for alleys and shoulders	Iowa Falls, IA		\$27,597.45	\$962.06	\$962.06	Fully Completed	IOBS Funds	21-Jun-10
	SIGNAGE AND HDW.	IOWA FALLS IOWA		\$27,597.45	\$3,819.90	\$3,819.90	Fully Completed	IOBS	18-Oct-10
	SIGNS AND POSTS	IOWA FALLS IA		\$27,597.45	\$2,799.90	\$2,799.90	Fully Completed	IOBS	19-Jul-10
	Signs for streets	Iowa Falls, Iowa		\$27,597.45	\$2,356.95	\$2,356.95	Fully Completed	IOBS road funds	16-Feb-10
	Steel for brackets	Iowa Falls, IA		\$27,597.45	\$106.20	\$106.20	Fully Completed	IOBS Road Funding	17-May-10
	STEEL FOR SIGN MOUNTS	IOWA FALLS IA		\$27,597.45	\$37.60	\$37.60	Fully Completed	IOBS	20-Dec-10
	STEEL PLATE	IOWA FALLS IOWA		\$27,597.45	\$37.60	\$37.60	Fully Completed	IOBS	20-Dec-10
	STEEL PLATES & PIPES	IOWA FALLS IOWA		\$27,597.45	\$36.00	\$36.00	Fully Completed	IOBS	16-Aug-10
	STEEL PLATING & TURNING FOR SIGNS	IOWA FALLS IOWA		\$27,597.45	\$87.20	\$87.20	Fully Completed	IOBS	20-Sep-10
	TREE REMOVAL FROM STORM DAMAGE	IOWA FALLS IA		\$27,597.45	\$100.00	\$100.00	Fully Completed	IOBS	19-Jul-10
	Tree Removal in ROW at JULIE ONIAL	Iowa Falls, IA		\$27,597.45	\$245.00	\$245.00	Fully Completed	IOBS Road Funding	20-Apr-10
	USED John Deere push mower for Streets Dept	Iowa Falls, IA		\$27,597.45	\$600.00	\$600.00	Fully Completed	IOBS Road Funding	17-May-10
Ireton	2010 Seal coating on selected streets	Selected streets through city limits	\$2,555.11	\$3,108.90	\$3,108.90	\$3,108.90	Fully Completed	i-jobs / Road Use Tax	13-Jul-10
	Seal Coating Street Approximately 2.875 mi. 10th	Streets throughout the City		\$3,108.90	\$27,466.92	\$2,555.11	Fully Completed		27-Jul-09
	PURCHASED COLD PATCH AND ROCK FOR STREET MAINTENANCE AS NEEDED. STA-BILT CONSTRUCTION - 7/01/10 COLD PATCH - \$236.94	CITY OF IRWIN - VARIOUS LOCATIONS		\$1,243.56	\$1,499.04	\$1,243.56	Fully Completed	i-JOB	06-Oct-10
	MURRAY TRUCKING 8/31/10 ROCK - \$531.30			\$1,243.56	\$1,499.04	\$1,243.56	Fully Completed		06-Oct-10
	STA-BILT CONSTRUCTION - 10/06/10 COLD PATCH - \$233.24			\$1,022.05					06-May-10
Irwin	THE PROJECT OF CLEANING AND FILLING CRACKS AS NEEDED WITHIN THE CITY LIMITS OF IRWIN HAS BEEN COMPLETED.	VARIOUS STREETS WITHIN THE CITY OF IRWIN		\$1,243.56	\$5,873.40	\$1,022.05	Fully Completed	i-JOB	06-May-10
				\$1,243.56	\$5,873.40	\$1,022.05	Fully Completed	i-JOB	06-May-10

Jackson County	Iron Bridge Road Approximately 3 miles east of hwy 62. Three areas to be patched #1 is 26'x100' #2 is 26'x85' #3 is 26'x100' Contractor is 4" of HMA and replace pavement markings	iron Bridge Road 3 miles east of hwy 62	\$13,665.19	\$102,049.85	\$0.00	Fully Completed	I-Jobs and Local	15-Nov-09	
	patch 26'x100' area with 4" HMA replace striping and 2' rock shoulder edge	Jackson County near intersection of barnard Road and S. Garyowen Road	\$13,665.19	\$33,879.50	\$0.00	Fully Completed	I-Jobs and local	15-Nov-09	
Jackson Junction	To be determined	To be determined	\$13,665.19	\$122,000.00	\$0.00	Not Started	I-Jobs	30-Sep-10	
Janesville	Deliver and spread 60.9 tons of road rock	130TH AVENUE	\$252.26	\$306.94	\$252.26	Fully Completed	I-JOB'S AND ROAD USE TAX	03-Aug-09	
	To be determined	To be determined	\$3,620.83	\$4,405.60	\$0.00	Not Started	I-JOB'S FUNDS	01-Oct-09	
Jasper County	Placing granular surfacing on various roads through out the county with county employees. Material will be purchased from the quarry.	Jasper County Rural Roads	\$149,817.39	\$179,033.58	\$0.00	Not Started	Local Funding	30-Sep-10	
	Resurfacing on granular roads	Through out Jasper County		\$179,033.58	\$0.00	Not Started	Local	30-Jun-11	
Jefferson	Repair the bridge approach and the back wall on the bridge. We are working with Greene County on this project since the road is a major arterial for the county. The construction/funding details are being worked out with the county. Nothing firm is in p	Bridge on Grimmel Road within the City of Jefferson	\$20,204.99	\$24,584.21	\$0.00	Not Started	I-Jobs, Local Option Sales Tax, Greene County Secondary Roads, Road Use Tax	01-Aug-11	
Jefferson County	Applied GSI Sealer Binder 83,893 SY	Glasgow Rd - E Madison St(Fairfield) to Stockport Rd	\$79,055.95	\$95,538.31	\$85,743.00	Fully Completed	Jefferson on local construction funds	09-Sep-09	
Jesup	Replace 1800 lin ft water main and sanitary sewer along with Tenth Street full width street removal and replacement. 13' of crushed stone base and excess concrete excavation.	Tenth Street from Almonrth Street to Duose Street, along Duose Street from Tenth Street, one block east and along Prospect Street from Tenth Street East one block.	\$9,661.36	\$11,755.35	\$314,363.89	\$11,755.35	50% or More Complete	Community Development Funds, Road Use Tax Funds, Water and Sewer Revenues and I-Jobs Grant	30-Oct-10
	SEAL COAT, 3/8" AND 1/2" SEAL, ON NEW ROAD TO INDUSTRIAL PARK	STARTING AT NORTH END OF 12TH STREET ENDING AT EAST END OF STEVENS STREET		\$11,755.35	\$9,661.36	\$9,661.36	Fully Completed		06-Aug-09
Jewell	The State of Iowa is resurfacing Highway 175 that goes through parts of the City of Jewell.	This project starts at the south city limits to Highway 175 east.	\$5,411.58	\$6,584.49	\$0.00	Fully Completed	I-Jobs money along with Road Use money	29-Jan-10	
Johnson County	To Be Determined	To Be Determined	\$158,011.88	\$192,238.26	\$0.00	Not Started	RUTF and I-Jobs	03-Mar-10	
	Continued shoulder erosion on NW 70th. This project was to asphalt the shoulders. This was added to the scope of another project which was not funded with I-JOB'S funds.	NW 70th Avenue, Johnston		\$72,253.98	\$125,000.00	\$55,928.43	50% or More Complete	I-JOB'S FUNDS	01-Dec-10
Johnston	New concrete street build as per Statewide Urban Design and Specification	Extension of NW 48th Street from just north of NW 64th Avenue to just south of NW 65th Avenue (approximately 400')	\$59,383.29	\$72,253.98	\$274,900.00	\$75,708.84	50% or More Complete	In addition to I-Jobs funding, we will be using General Obligation Debt money	29-Oct-10
Joice	3/4" road stone 32 tons and rental of tractor and blade to spread the gravel	between Main Street and Lake Street approach to the grain elevator	\$562.18	\$684.03	\$438.02	\$438.02	Fully Completed	I-Jobs money	10-Sep-09
Jolley	Hot Mix in holes	various streets in City of Jolley	\$177.42	\$215.87	\$177.42	\$177.42	Fully Completed		29-Sep-09
	Snow Removal in Jolley, Iowa	Jolley, Iowa		\$215.87	\$215.87	\$96.00	Less than 50% Complete	IOB	31-Mar-11
Jones County	Project consists of 1.4 miles of HMA resurfacing and associated work on Hardscrabble Road. The work starts near the NW Corporation limits of the City of Monticello in Section 16, T8N, R3W and progress to the northwest ending in Section 27, T8N, R3W a	Hardscrabble Rd	\$102,243.07	\$122,856.81	\$102,243.07	\$0.00	Not Started	Secondary Road Fund	30-Sep-10
Kalona	UPON DETERMINING THE PROJECT TO BE COMPLETED AN ACCURATE DESCRIPTION WILL BE GIVEN OR SAME.	TO BE DETERMINED	\$10,015.14	\$12,185.82	\$0.00	\$0.00	Not Started	TO BE DETERMINED	31-Dec-09
Kamar	Add rock to current road in city	Hill Street City of Kamar	\$529.36	\$644.10	\$529.36	\$529.36	Fully Completed		30-Aug-09
Kanawha	no new projects	Kanawha	\$3,927.31	\$3,927.31	\$0.00	Not Started	I-Jobs	22-Dec-10	
Kanawha	Street Repair at 6th & Main, Sidewalk Repair on 5th St, Cut-Knock Out-Form-Place & Finish Concrete-Crack Control Cut-Back Fill with Black Dirt	6th and Main, Kanawha	\$3,227.73	\$3,927.31	\$2,463.20	\$2,463.20	Fully Completed	IOB'S	28-Aug-10
Kellerton	toe old seal coat up and reworked road and gravelled. four blocks on east 1st avenue.	east 1st ave	\$1,164.00	\$1,418.71	\$2,647.94	\$2,584.71	Fully Completed	IOB'S and road use tax	17-Sep-10
Kelley	Replace sidewalk on Grace Street running north and south of the city property	City of Kelley	\$849.35	\$1,033.45	\$0.00	\$0.00	Not Started	I-Jobs	30-Jun-10
Kenett	Re-surface roads from sealcoat to asphalt. Planning on doing the whole town, a few blocks at a time.	Between 7th & 8th and 3rd & 4th on Walnut, between Elm & Walnut on 4th, between Walnut & Elm on 2nd and 1st, between Hwy 65 and Elm on 6th and 7th, between 6th & 7th on Ash, NW radious at Ash & 8th, b	\$1,002.87	\$1,220.23	\$20,697.00	\$2,223.10	Fully Completed	Road Use Tax	25-Aug-10
Keokuk	Pavement removal and replacement	Washington Street and Messenger Road, Keokuk, IA	\$49,909.74	\$60,727.15	\$60,096.44	\$60,096.44	Fully Completed	IOB'S and LOST Funds	29-Oct-10
	Pavement removal and replacement at Carbide Lane	Carbide Lane, Keokuk, Iowa		\$60,727.15	\$69,411.68	\$49,909.74	Fully Completed	Local Option Infrastructure Sales Tax (LOST)	05-Oct-09
Keokuk County	Purchase of new motor grader for road maintenance activities	Keokuk County, IA	\$90,702.52	\$109,867.95	\$137,430.00	\$109,867.95	Fully Completed	I-Jobs, road use tax	31-Dec-10
	Purchase of new motor grader for road maintenance activities	Keokuk County, Iowa		\$109,867.95	\$163,000.00	\$90,702.52	Fully Completed	I-Jobs, Road Use Tax	31-Jan-10
Keosauq Village	Asphalt resurfacing for Keosauq Village	Keosauq Village excluding North Dr.	\$423.67	\$515.49	\$22,841.58	\$423.67	Fully Completed	IOB'S and road use tax	08-Aug-10
	Winter maintenance of City streets	Keosauq Village		\$515.49	\$2,000.00	\$0.00	Not Started	I-Jobs and road use tax	15-Apr-11
Keosauqua	Seal coat streets located at 5th, Louis, Market, Harrison, Des Moines, Timber Ridge and Front Streets	5th, Louis, Market, Harrison, Des Moines, Timber Ridge and Front Streets.	\$4,655.97	\$5,665.10	\$24,977.90	\$4,655.97	Fully Completed	Road Use Tax	07-Jul-09
	Seal coat streets located at 6th, 7th, Division and Dodge Streets.	6th, 7th, Division and Dodge Streets.		\$5,665.10	\$35,112.75	\$5,665.10	Fully Completed	Road Use Tax	17-Sep-10
Keota	Asphalt resurfacing - Type B Seal Coat Work Patch Mix Delivered & Placed	Washington St. - Hoover to Davis North Jefferson St. - Keokuk - South Cemetery Road - Gate-North, Shed-West,Shed-North (Loop), Davis-West South Fulton St. - Park Avenue - South Park Avenue - Keok	\$4,476.90	\$5,447.21	\$29,719.60	\$4,476.90	Fully Completed	Road Use Tax	20-May-09
Keota	Type B Seal Coat Work Patch Mix Delivered & Placed	Iowa Street- sewer repair, Corp. Line north Green Street- Park Ave south Hamilton Street- Lafayette to Rock Island South Fulton Street- Centennial Street north, Broadway south (westside), Keokuk s	\$4,476.90	\$5,447.21	\$31,284.80	\$0.00	Fully Completed	IOB'S Road Use Tax Fund	17-May-10
Keosauk	fixed cement patches on various roads Concrete cement Road Patch	All over city	\$888.30	\$1,080.82	\$9,408.05	\$291.75	Fully Completed	Roads/IOB'S	20-Jul-09
	Fixed concrete slabs in city roads	All of city		\$1,080.82	\$10,168.00	\$1,080.82	Fully Completed	Roads/IOB'S	20-Sep-10
	Multi County Oil:Gravel for various alley ways	Various Alley ways		\$1,080.82	\$320.55	\$1,080.82	Fully Completed	I-Jobs money	15-Jul-09
	Ogden Oil-Dust Control for gravel road	140th street		\$1,080.82	\$276.00	\$276.00	Fully Completed	I-Jobs money	03-Aug-09
	Cement driveway and parking for new city maintenance building.	319 East 1st St. Kingsley, IA		\$6,116.37	\$3,937.00	\$3,937.00	Fully Completed	I-Jobs and building loan. Used \$3,937.79 I-Jobs \$3,562.21 building loan	10-May-10
Kingsley	Milling and patching was done in the following locations.	Sections of Barre Street, Third Street and west of school.	\$5,437.79	\$6,616.37	\$1,500.00	\$1,500.00	Fully Completed	I-Jobs \$1,500.00	01-Dec-09
	To be determined at a later date.	To be determined at a later date.		\$6,616.37	\$0.00	\$0.00	Not Started	I-Jobs	06-Oct-09
Kiron	repair culverts to correct drainage and grade and re-surface streets and alleys. Work will be done when weather permits. No gravel will be put on this fall. Snow removal will destroy any new rock placed at this time/	all street and alleys within the city limits	\$973.29	\$1,184.24	\$0.00	\$0.00	Not Started	R/UT	30-May-11
Klemme	resurfacing/overlayment of 11 blocks of streets in Klemme, IA	Klemme IA	\$2,590.05	\$3,151.41	\$46,706.00	\$5,741.00	Fully Completed	IOB'S Money of \$5,741.00. Balance of \$40,965 was taken from General Street Budget.	12-Aug-10
Knowlville	resurfacing project in various areas of the city	various city locations	\$33,766.71	\$41,085.29	\$83,882.10	\$23,443.90	Less than 50% Complete	I-JOB'S	30-Aug-10
	Resurfacing project in various areas of the City	Various City locations		\$41,085.29	\$0.00	\$0.00	Not Started	I-JOB'S	31-Dec-09
	Resurfacing project in various areas of the City	Various City locations		\$41,085.29	\$75,000.00	\$0.00	Not Started	I-JOB'S	31-Dec-09
Kossuth County	Maintenance Seal Coat (chip seal) of various hot mix asphalt surfaced roads in Kossuth County.	MSC 1-10 - P-20 from Humboldt/Kossuth County line north 11 miles to #40. MSC 2-10 - # 40 from Highway #15 east 3 miles to P-20. MSC 3-10 - # 30 from Highway #15 east 9.5 miles to Highway #169. MSC	\$168,590.58	\$207,849.15	\$302,860.00	\$0.00	Fully Completed	Local Funding	10-Sep-10
	Maintenance Seal Coat (chip seal) of various hot mix asphalt surfaced roads in Kossuth County.	MSC 1-09 - On P66 from A42 north 7 miles to IA 9 MSC-2-09 - On A42 from P66 east 4 miles to the east county line. MSC-3-09 - On A21 from P30 east 7 miles to P50.		\$207,849.15	\$240,017.06	\$168,590.58	Fully Completed	Local Funding	03-Sep-09
La Porte City	Street Overlay of Cedar Street from Third St to railroad tracks, including concrete intersection at Fourth St	Cedar St from Third St to railroad tracks	\$10,137.44	\$12,334.62	\$162,905.00	\$22,425.00	50% or More Complete	Road Use Tax Fund	30-Sep-10
Lacona	Snow removal for City streets	City streets in Lacona	\$1,293.68	\$1,574.07	\$1,293.68	\$1,293.68	Fully Completed	I-Jobs money and Road Use Tax money	26-Feb-10
Lake City	TBD	TBD	\$7,979.79	\$9,709.33	\$0.00	\$0.00	Not Started	IOB'S	29-Oct-10
Lake Mills	2010 Street Maintenance - Patching and Seal Coating	Streets in the City Limits - 5 12th Ave W., Washington Court, South Lake Street, North Western Street, South Lincoln Street	\$9,346.88	\$11,372.72	\$36,922.58	\$20,719.60	Fully Completed	I-Jobs and Road Use Tax	12-Oct-10
	2010 Street Maintenance - Patching and Seal Coating	Streets in the City Limits - 5 12th Ave W., Washington Court, South Lake Street, North Western Street, South Lincoln Street		\$11,372.72	\$0.00	\$0.00	Not Started	I-Jobs and Road Use Tax	12-Oct-10

		Lake Avenue-3 blocks; South 3rd St-1 block; Chestnut Ave-2 blocks; South 2nd St-1 block; and 8'x60' asphalt on Railroad Street on railroad tracks that were removed.			\$5,436.59	\$34,671.80		\$5,436.59	Fully Completed	General Fund and I-Jobs funding.	23-Jul-10
Lake Park		Sealcoat and patchwork on various streets listed below.		\$4,468.16							
		North Market St from Ave B thru Ave F; Railroad Ave from Market St to East 1st Street; West 2nd St from Ave A to Railroad Ave; and Ave B from West 2nd St to West 3rd St.			\$5,436.59	\$15,785.28		\$4,468.16	Fully Completed	General Fund	31-Dec-09
Lake View		Planned asphalt overlay and curb & gutter repair project for 2010		\$5,752.26	\$6,999.01	\$130,000.00		\$0.00	Not Started	Road Use Tax & additional I-JOB funding	31-Aug-10
Lakeside		repair and replace storm sewers		\$2,113.97	\$2,572.15	\$6,262.50		\$2,113.97	Fully Completed	federal jobs and rut fund	07-May-10
		roadway maintenance on the city streets			\$2,572.15	\$0.00		\$0.00	Not Started	I-jobs and road use tax.	01-Sep-11
Lakota		Fill and patch holes in streets		\$861.53	\$1,048.26	\$861.53		\$861.53	Fully Completed		11-Aug-09
		Repair and patch holes in streets			\$1,048.26	\$1,048.26		\$1,048.26	Fully Completed	I-jobs monies	28-Sep-10
Lamoni		Sidewalk Repair at Street Dept. Shop/Police Station		\$10,674.67	\$12,988.29	\$0.00		\$0.00	Not Started	Road Use Tax	10-Apr-11
Lamont		remove and replace 3 inches hot mix		\$2,196.95	\$2,673.12	\$5,172.90		\$2,196.95	50% or More Complete	UOBs Funds; Public Works (General)/fund Local Option Sales Tax & I-Jobs funds	30-Jun-10
Lansing		Line approximately 530' of 24" storm sewer		\$4,420.11	\$5,378.13	\$48,760.00		\$4,420.11	Fully Completed	none	10-Dec-09
		Not sure yet			\$4,187.71	\$0.00		\$0.00	Not Started	I-Jobs	03-Nov-10
Larchwood		Repair of allgatored roadway caused by tractors and semi's using the road to access the elevator		\$3,441.75	\$4,187.71	\$3,683.10		\$3,441.75	Fully Completed	None	30-Dec-09
		Will discuss at October Council Meeting			\$4,187.71	\$0.00		\$0.00	Not Started	None	30-Dec-09
Larrabee		Resurface and widen approach into town off Hwy. 59		\$611.82	\$744.42	\$14,260.00		\$0.00	Fully Completed	We used the I-Job money for this as well as other money from the road use tax account.	17-Sep-09
Latimer		Street repairs in Latimer		\$2,336.72	\$2,843.18	\$9,132.00		\$2,843.18	Fully Completed	I-Jobs Road Funding and Local Option Sales Tax Street Improvement Funding	26-Aug-10
		Street Repairs in Latimer			\$2,843.18	\$6,000.00		\$2,336.72	Fully Completed	rOAD use fund	31-May-10
		Tools and storage system for Street Dept.			\$1,132.02	\$1,309.81		\$1,132.02	Fully Completed	Road Use Tax Fund, General Fund	30-Nov-10
Laurel		TREE REMOVAL ON RIGHT OF WAY		\$930.37	\$1,132.02	\$1,600.00		\$930.37	Fully Completed	I-Jobs Fund Road Use Tax Fund	29-Oct-09
Laurens		Repaired CAT road grader - remove concrete and pipe, replace culvert, apron ties, reshape ditches and fill, tie all joints together		\$6,446.73	\$7,843.99	\$24,971.33		\$6,446.73	Fully Completed	UOBs, reserve funding	31-Jul-09
Lawler		Clean, tack and mill oak streets, lay hot mix asphalt 2" thick		\$1,704.65	\$2,074.12	\$1,704.65		\$1,704.65	Fully Completed	I-JOBs and Road Use Tax	22-Oct-09
		Street overlay project covering approximately 4,500 sq ft of hot mix asphalt		\$3,044.29	\$3,704.11	\$29,050.05		\$3,704.11	Fully Completed	I-JOBs, RUT	31-Dec-10
Lawton		Street overlay project covering approximately 4,500 sq ft of hot mix asphalt			\$3,704.11	\$3,987.50		\$3,044.29	Fully Completed		20-Aug-09
Le Claire		Purchase of street maintenance materials: i.e. de-ice salt		\$12,526.57	\$15,241.57	\$75,000.00		\$12,526.57	Fully Completed	Stimulus \$	30-Sep-09
Le Grand		HMA Leveling and 5" HMA Full Depth Patching on City Streets		\$1,856.68	\$4,692.58	\$2,107.87		\$1,856.68	Fully Completed		02-Nov-09
Le Mars		3rd Ave SE Whittopping - 4" FCC Whittopping & Driveway/Sidewalk replacements		\$40,344.47	\$49,088.71	\$112,046.24		\$40,344.47	Fully Completed	I-Jobs & Road Use Tax Fund	08-Jul-10
Le Roy		To Be Determined At a Later Date			\$49,088.71	\$0.00		\$0.00	Not Started	RUT, I-JOBs	30-Jun-10
		Fill potholes in city street		\$21.19	\$25.78	\$800.00		\$0.00	Less than 50% Complete	I-Jobs money and city street fund	29-Oct-10
Ledyard		Crack seal streets North Division Street, Blake between Division and Logan, Arther between Division and Logan, Division between Arther and Richland. Cost 4175.00 to		\$494.76	\$601.99	\$4,175.00		\$494.76	Fully Completed	Road Use Fund	07-Oct-09
Lee County		Materials used for maintaining seal coat roads.		\$105,562.34	\$128,268.11	\$128,268.11		\$128,268.11	Fully Completed	I-Jobs	19-Oct-10
		Resurfacing and patching seal coated roads.			\$128,268.11	\$193,479.27		\$105,562.34	Fully Completed		10-Sep-09
Lehigh		1" Roadstone & work on Alley behind East Main		\$1,812.33	\$2,205.14	\$1,900.00		\$0.00	Not Started	Road Use Tax Fund	30-Jun-10
		1" asphalt overlay - 145x26x19; 1" asphalt overlay - 52x21x12; asphalt leveling; Mill header joint N end - 56x3x19; Mill header joint S end - 20x3x7; 3" asphalt patch - 30x2x7 - 1 ton - \$220.00			\$1,089.56	\$220.00		\$0.00	Fully Completed	Road use funds	13-Nov-09
		3" asphalt mat - 12 ton; Sawcut and remove pavement - 71 S.Y.; Install 6" rock base; \$210.75		\$895.48	\$1,089.56	\$220.00		\$1,089.56	Fully Completed	Road use funds	13-Nov-09
		3" asphalt patching - 3 x 3 x 1 - 1 ton - \$220.00			\$1,089.56	\$220.00		\$220.00	Fully Completed	Road use funds	13-Nov-09
		4" asphalt patching - 36 x 5 x 20 - 5 ton - \$1100.00			\$1,089.56	\$1,100.00		\$0.00	Fully Completed	Road use funds	13-Nov-09
		4" asphalt patching, 10 X 10 X 1, 2 TON - water valve repair patch - \$440.00			\$1,089.56	\$440.00		\$0.00	Fully Completed	Water account	13-Nov-09
		Patch on North side of drive to garage on East side of street, 4" asphalt patching - 25 x 5 x 14 - 3 ton - \$660.00			\$1,089.56	\$660.00		\$660.00	Fully Completed	Road use funds	13-Nov-09
Lenox		Repairs to streets including pot holes and overlay project.		\$6,119.15	\$7,445.41	\$184,000.00		\$13,564.56	Fully Completed	City revenue road use tax and I-jobs money	30-Jun-10
		Hot mix asphalt resurfacing on a portion of Little River Lake Road.			\$10,538.37	\$7,000.00		\$7,000.00	Fully Completed	I-Jobs Funding \$7,000.00	27-Aug-09
		Repairing and replacing the Concrete Paving on Q Street and Highway 2.		\$8,661.16	\$105,383.37	\$3,458.29		\$1,661.00	Fully Completed	I-JOBs Road Funding in the amount of \$1,661.00 and City Transportation Funds in the amount of \$1,797.29. Total project cost of \$3,458.29.	19-Sep-09
		Street Grinding and Laying of New Asphalt.			\$10,538.37	\$19,933.13		\$10,538.37	Fully Completed	I-Jobs Funding \$10,538.37 and Street Improvement LOST \$9,394.60.	29-Oct-10
Lester		Repair and improve box culvert entry.		\$843.46	\$1,026.28	\$1,280.00		\$843.46	Fully Completed	UOBs funds of \$843.46 and road use money in account of \$420.97.	21-Oct-09
		To be determined...			\$1,026.28	\$0.00		\$0.00	Not Started		15-Mar-10
Letts		We used the \$1381.22 for cleaning ditches		\$1,381.22	\$1,689.59	\$1,381.22		\$1,381.22	50% or More Complete	I-Jobs funds 1381.22	31-Aug-09
Lewis		don't know.....		\$1,707.81	\$2,077.96	\$0.00		\$0.00	Not Started	I-Jobs revenue	31-Dec-11
Lewis		Street Grindings on miscellaneous streets		\$1,707.81	\$2,077.96	\$2,000.00		\$1,469.72	Fully Completed	I-JOBs Funding	30-Apr-10
Libertyville		Graveling of alleys within the City		\$759.18	\$923.72	\$2,077.03		\$759.18	Fully Completed	USFD #37.93 IN I-JOBs	11-Aug-09
		PURCHASE OF ROCK FOR FILLING OF HOLES IN STREETS AND ALLEYS UNTIL WE DECIDE WHAT TO DO WITH WATERMAIN IMPROVEMENTS AND HAVING TO TEAR UP THE STREETS SO JUST TEMPORARY DOING REPAIRS		\$437.95	\$532.85	\$2,100.00		\$437.95	50% or More Complete	FROM THE STREET FUNDS	30-Aug-10
Lidderdale		Paving Roads in some alleys in Lidderdale that are needed it, has not been done in years and will continue to see if they need more after the winter			\$532.85	\$1,100.00		\$532.85	50% or More Complete	I-Jobs \$32.85 Street fund 139.15 to date	30-Jun-11
		blade work on gravel road by Travel Plaza-Lime Springs City Street			\$1,936.85	\$500.88		\$500.88	Fully Completed	I-Jobs	22-Jul-10
Lime Springs		resurface street after water main repair		\$1,591.83	\$1,936.85	\$5,600.00		\$1,591.83	Fully Completed	I-Jobs and Road Use Fund	11-Sep-09
		rock for repairing city streets			\$1,936.85	\$153.83		\$307.66	Fully Completed	I-Jobs	15-Oct-10
		rock for repairing holes and washouts on our city gravel streets			\$1,936.85	\$830.47		\$830.47	Fully Completed	I-Jobs	09-Jul-10
Lincoln		sealcoatine		\$613.71	\$746.72	\$613.71		\$613.71	Fully Completed	I-Jobs	17-Sep-09
		Sealcoatine			\$746.72	\$9,500.00		\$746.72	Fully Completed	I-JOBs and Road Use Tax	09-Sep-10
Linden		31.52 tons of 1" Road Stone rock		\$503.12	\$612.16	\$572.68		\$503.12	Fully Completed	I-Jobs road funding money	30-Nov-09
Linn County		PCC paving on Ave Ext & Echo Hill Road		\$185,497.54	\$228,637.25	\$533,821.54		\$414,134.79	Fully Completed	Local	15-Oct-10
Linn Grove		Sealcoating streets		\$763.23	\$931.08	\$3,203.25		\$763.23	Fully Completed		10-Jul-09
Lisbon		South Washington Pavement Patching improvements for the City of Lisbon		\$8,289.90	\$10,086.65	\$23,046.50		\$8,289.90	Fully Completed	I-Job and Road Use or General Funds	14-Sep-09
Liscomb		Install drainage after asphalt has been laid		\$728.34	\$886.20	\$755.50		\$728.34	Fully Completed		14-Sep-09
Little Rock		Repair streets using Oura patching		\$1,352.00	\$1,645.02	\$2,603.62		\$1,352.00	Fully Completed		22-Sep-09
Little Sioux		Repair streets		\$861.31	\$1,048.00	\$0.00		\$0.00	Not Started	Road Use Tax Fund	30-Jun-11
Livemore		Grading streets and creating new driveways and culverts		\$1,467.80	\$1,785.93	\$5,000.00		\$1,467.80	Less than 50% Complete	I-JOBs	31-Dec-09
		Repair manholes and drainage		\$1,467.80	\$1,785.93	\$5,000.00		\$0.00	Not Started	UOBs money and road use money	21-Dec-10
Lockridge		Mill and resurface with asphalt		\$681.59	\$829.31	\$85,270.00		\$681.59	Fully Completed	Loss of \$77,000 from bank along with \$681.59 from I-Jobs and \$7888.41 of road use tax funds.	02-Oct-09
Logan		Mill and pave 6" on East 6th Street from North 5th Ave. thru North 6th Ave.		\$6,748.10	\$8,210.68	\$21,653.40		\$14,958.78	Fully Completed	I-Jobs, Street Road Use. This was postponed due to too much rain.	31-May-10
Lohville		Remove and replace concrete street and storm drains.		\$1,665.76	\$2,026.79	\$3,375.00		\$1,665.76	Fully Completed		09-Aug-09
Lone Rock		FILL IN CRACKS AND RESURFACE		\$587.30	\$714.59	\$17,500.00		\$587.30	Fully Completed	I-JOB AND ROAD USE TAX FUNDS	09-Jun-10
		To be determined at later date.			\$714.59	\$0.00		\$0.00	Not Started	Federal I-Jobs	17-Mar-10
Lone Tree		DeVoe Street Project 2009		\$5,027.23	\$6,116.82	\$700,000.00		\$13,144.05	50% or More Complete	Bonding	01-Oct-10
Lorimer		Re-grade and road rock and oil application		\$1,626.79	\$1,979.38	\$6,300.00		\$1,626.79	Fully Completed		03-Sep-09
Lost Nation		crack sealing		\$1,784.24	\$2,170.96	\$3,420.00		\$1,784.24	Fully Completed		08-Sep-09
		Bridge patch on damaged pavement			\$88,366.70	\$7,500.00		\$0.00	Fully Completed	I-Jobs	07-Oct-09

Louisa County	Concrete repairs on G28-X14	From X14 at North County line to G28 at East County line about 3 miles.	\$72,801.54	\$88,366.70	\$75,000.00	\$74,612.92	Fully Completed	I-Jobs	14-Sep-10
	Crack sealing and patching of various roads	Various roads and locations		\$88,366.70	\$9,412.00	\$0.00	Fully Completed	I-Jobs	29-Oct-10
	Culvert repair and slab jackline	X99 - G36 - G62 and X61 County Road G62 from Wapello to intersection at X37		\$88,366.70	\$65,000.00	\$37,961.15	Fully Completed	I-Jobs	10-Sep-10
	PCC joint resal concrete repairs			\$88,366.70	\$48,594.17	\$48,594.17	Fully Completed	I-Jobs	12-Oct-09
	Street Sweeping - balance of Project 2.	Lovilla		\$3,098.27	\$156.13	\$0.00	Fully Completed	I-Jobs	30-Jun-10
Lovilla	Street sweeping - Clean up of city streets of winter sand and debris.	E Avenue, W. 16th St., W. 17th St., W. 18th St., W. 19th St.	\$2,546.37	\$3,098.27	\$702.50	\$546.37	Fully Completed	I-Jobs	01-May-10
Low Moor	Tear out and replace 500 Sq. Ft. of sidewalk. NOT STARTED	1600 E Avenue South CITY OF LOW MOOR	\$745.32	\$3,098.27	\$2,000.00	\$2,000.00	Fully Completed	I-Jobs	22-Apr-10
	Seal coating on streets in Lowden	Lowden streets	\$1,467.96	\$4,219.60	\$49,541.85	\$4,219.60	Fully Completed	Road use tax and UOIS funding	30-Aug-10
	Seal coating on streets in Lowden. Adding two feet to width of road and adding curb and gutters.	5th St. Place		\$4,219.60	\$51,477.00	\$1,467.96	Fully Completed	Road Use Funds	21-Jul-09
Luana		511 Main Street to 521 Main Street	\$483.90	\$588.78	\$36,828.80	\$483.90	Fully Completed	\$483.90 From I-Job Stimulus, remaining balance from road use tax.	05-Oct-09
	11/2/2009 and 11/29/2009								
	NO PROJECT HAS BEEN IDENTIFIED/INITIATED AT THIS TIME	TO BE DETERMINED		\$1,172.07	\$0.00	\$0.00	Not Started	TO BE DETERMINED	30-Jun-11
	No project has been initiated at this time	N/A	\$963.28	\$1,172.07	\$0.00	\$0.00	Not Started	Not determined at this time	30-Jun-11
Lucas County	Replaced 16'x37' Pony Truss Bridge that was closed with a 24'x60' Beam-In-Slab Bridge.	Section 23 of Liberty Township (T-73N, R-22W) 20,000th Block of 550th Street	\$65,634.83	\$80,939.10	\$84,083.92	\$65,634.83	Fully Completed		13-Aug-09
Luther	To be determined at a later date	To be determined	\$448.56	\$545.79	\$0.00	\$0.00	Not Started	I-Jobs Funds	30-Jun-10
	single seal coat	Community Center Alley Quinby Street Fourth Street Sixth Street North Street Park Street		\$1,189.70	\$10,124.00	\$1,189.70	Fully Completed	Road Use Tax Fund	02-Aug-10
Luverne	single seal coating, hot mix patching	Broadway from county road to 4th St. S. 3rd St. from Hanna Ave. to Prospect St. 4th St. from DeWitt St. to Prospect St. 5th St. N. from Hanna Ave. to Prospect St. Hot Mixing patching locations	\$977.77	\$1,189.70	\$9,648.52	\$977.77	Fully Completed	roads and streets fund	05-Oct-09
Luxemburg	Repaired catch basin that was in need of repair.	106 1st Street East	\$1,074.45	\$1,307.33	\$2,712.50	\$1,074.45	Fully Completed	I-Jobs	03-Sep-09
Luzerne	Construct city maintenance shed to be used to house the city tractor.	Luzerne	\$287.89	\$350.28	\$16,670.00	\$638.17	Fully Completed	I-Jobs and the City of Luzerne	30-Sep-10
Lyon County	Slurry leveling with slurry surfacing and/or slurry leveling with chip seal	County wide with exact location to be determined in the spring after the freeze thaw cycle	\$1,117,176.61	\$1,365,201.14	\$400,000.00	\$247,693.75	50% or More Complete	Secondary road fund	27-Aug-10
Macedonia	Complete rebuild, sandblast and painting of truck sander.	322 Main St, Macedonia IA 51549	\$1,096.89	\$1,334.63	\$1,357.00	\$1,334.63	Fully Completed	I-JOBS	01-Dec-10
Macedonia	Rout existing cracks that have not been previously sealed) in asphalt pavement 3/4" by 3/4" deep with compressed air and seal with hot pour crack sealant material. Over board approx. 2' on both sides of crack. The cracks that have been previously sealed	All City Streets in Macedonia.	\$1,096.89	\$1,334.63	\$9,000.00	\$1,096.89	Fully Completed		25-Aug-09
Mackburg	MAINTENANCE OF STREET 70.83 TON ROAD STONE AND HAULING	W. GRANT STREET	\$407.54	\$495.88	\$1,027.00	\$407.54	Fully Completed	\$407.54 ROAD USE TAX \$619.50 ROAD USE TAX	03-Aug-09
	TOTAL INVOICE \$1,027.04								
	All edges of pavement need edge ruts filled with rock.	All paved routes in Madison County.		\$123,993.13	\$8,759.17	\$6,414.18	Fully Completed	MADISON COUNTY SEC RD DEPT	20-Oct-09
	BRIDGE REPAIR - REPLACED 2 PIER CAPS AND 15 PIER PILING TO BRING THE BRIDGE BACK TO A LEGAL LOAD CAPACITY.	158-370-150 LOCATED IN SECTION 10-19-27 800 ft. East of Hollivell Bridge Rd on the St. Charles Rd (650) Scott Twp, Section 10, Madison County		\$123,993.13	\$33,487.82	\$33,487.82	Fully Completed	MADISON COUNTY SECONDARY ROAD DEPT	31-Aug-10
	Culvert under pavement rusted out causing hole in shoulder. Install plastic liner and grout.			\$123,993.13	\$16,181.99	\$16,181.99	Fully Completed	MADISON COUNTY SEC RD DEPT	03-Aug-09
Madison County	Flood waters eroded South abutment and wings exposing wood piling. Replace wood piling and cap on South abutment both wings. Replace backing boards to an elevation 5 ft. below streambed. Place engineering fabric and riprap to prevent further erosion.	18-500-240 - Bridge over Jim Creek on Fawn Avenue between 120th St. and 120th St. -Section 13-77-29	\$1,203,271.09	\$1,219,931.13	\$65,862.53	\$65,862.53	Fully Completed	MADISON COUNTY SEC RD DEPT	25-Sep-09
	PURCHASE CAT COMPACTOR PLATE, MODEL CVP110	ZIEGLER CAT		\$123,993.13	\$9,000.00	\$9,000.00	Fully Completed	MADISON COUNTY SEC RD DEPT	22-Oct-09
	REPLACE TIMBER ABUTMENT PILING ON BRIDGE.	48-000-595- 1/4 MILE EAST AND SOUTH OF CUMMING RD (648) ON SETTLERS AVE. - LEE TWP, SECTION 31, MADISON COUNTY		\$123,993.13	\$5,812.39	\$5,812.39	Fully Completed	MADISON COUNTY SEC RD DEPT	21-Oct-09
Madrid	Repair and maintenance of a drainage ditch that traverses the community from northwest to southeast. Funds will be used to remove sediment and debris; as well as the removal of a wooden traffic bridge on Third Street. We will also use any remaining funds	Throughout the central portion of the community as described in the project description.	\$10,561.11	\$12,850.11	\$45,000.00	\$10,000.00	50% or More Complete	UOIS Funds and borrowed funds from a General Obligation Bond.	30-Nov-10
Magnolia	roads were recently seal coated. Now pea gravel will be swept and removed. The date below is an estimate.	Magnolia, Iowa	\$746.63	\$908.46	\$3,640.00	\$746.63	Fully Completed	UOIS money and RUT funds or farm to market funds	30-Oct-09
Maharishi Vedic City	Maintain existing gravel road, grading & road stone	Maharishi Center Ave. (formerly Juniper Ave.) 245th Street, Evans, Mahaska County	\$518.17	\$630.47	\$3,336.00	\$518.17	Fully Completed	Road Use Fund	16-Oct-09
Mahaska County	Reconstruction of box culvert on 245th St. 8x12x45 RCB	Sec 13-77N-R13W Washington St & 4th St intersection	\$105,887.12	\$127,275.39	\$31,495.54	\$32,949.43	Fully Completed	ARRA Grant Block	30-Jun-11
	Road to Lacey Rec Complex	Sec 13-77N-R13W Washington St & 4th St intersection		\$127,275.39	\$68,052.01	\$136,104.02	50% or More Complete	RUF	29-Sep-10
	2" overlay on Washington St 6" patch at Washington & 4th Streets 8" patch at Washington & 1st Streets	Washington St. & 1st St intersection Washington St from 1st to 8th St		\$1,592.72	\$15,995.40	\$0.00	Fully Completed	Road Use Tax Fund	17-Jun-10
Malcom	Seal coat and rock 12 blocks of streets in Manilla in 05/02/2010	8th Street from Hwy 63 to Washington Street 7th Street from Washington to Clay Street 4th Street from Washington to Hwy 63 5th Street from Lincoln to Clay Street 5th Street from Hwy 63 to Chapman	\$1,309.01	\$1,592.72	\$37,884.60	\$1,309.01	Fully Completed	Road Use Tax Fund	09-Jun-09
	Seal coating of the following locations								
	Repair of street and RR crossing.	511 Miller Street Malard, Iowa 50562		\$1,450.82	\$0.00	\$0.00	Not Started	I-Jobs money and Road Use Tax	29-Jul-10
	Repair of street and RR crossing.	511 Miller Street Malard, Iowa 50562	\$1,192.39	\$1,450.82	\$8,000.00	\$0.00	Not Started	I-Jobs money and Road Use Tax	29-Jul-10
	Repair road	511 Miller Street		\$1,450.82	\$0.00	\$0.00	Not Started	I-Jobs and Streets	31-Jul-10
	Repair road	511 Miller Street		\$1,450.82	\$8,000.00	\$0.00	Not Started	I-Jobs and Streets	31-Jul-10
	Seal Coated 80% of streets south of Inman St.	Streets south of Inman Street		\$1,450.82	\$20,000.00	\$2,643.21	Fully Completed	used all of the I-Jobs monies and rest out of Road Use	13-Jul-10
Malvern	Breaking out of old concrete, level fill rock, supply and install 1/2" rebar on 12" centers every four and finish new concrete to depth of one foot. Remove and replace new asphalt on Marion Avenue	3rd & Main Street Marion Avenue, Malvern, IA	\$5,485.83	\$6,674.83	\$2,684.00	\$2,684.00	Fully Completed	I-Jobs 2684.00	09-Nov-10
				\$6,674.83	\$68,173.65	\$5,485.83	Fully Completed	Road Use Tax Funds	05-Aug-09
Manchester	2010 Street Improvement Project: Reconstruction of Prospect Street from Williams Street to Anderson Street, including Millam Heights and Prospect Court	City of Manchester, Iowa	\$22,961.01	\$27,937.57	\$891,140.00	\$50,898.58	Fully Completed	UOIS Funds, Local Option Sales Tax Funds, General Obligation Bonds, Water & Sewer Funds, Special Assessments	31-Oct-10
	1998 International Dump Truck	Manilla, Iowa		\$4,458.75	\$20,151.00	\$3,664.50	Fully Completed	Road Use Taxes	03-Dec-09
	Seal coat and rock 12 blocks of streets in Manilla in 05/02/2010	4 blocks of 3rd Ave, 2 blocks of 7th St, 2 blocks of 8th St, 2 blocks of 9th St, and 2 blocks of 4th St. Manilla, Iowa	\$3,664.50	\$4,458.75	\$0.00	\$0.00	Not Started	I-Jobs and Road Use Funds	13-May-11
	Seal Coat city streets with oil and gravel	Manilla, Iowa		\$4,458.75	\$9,250.00	\$0.00	Not Started	I-Jobs money and Road Use Taxes	06-May-11
	Seal Coat city streets with oil and gravel	Manilla, Iowa		\$4,458.75	\$10,560.00	\$0.00	Not Started	I-Jobs money and Road Use Taxes	06-May-11
Manly	INSTALLATION OF 3-4" PATCH/INSTALL LEVELERS,ADJUST MANHOLES AND WATER RISERS, INSTALL CURB BETWEEN ELMORE AND SPRING TO PREVENT WATER RUNNING ONTO OWNERS' PROPERTIES	W SPRINGS ST. FROM GRANT TO LINCOLN ST	\$5,861.46	\$7,131.87	\$15,237.00	\$5,861.46	Fully Completed	RUF \$8949.74	13-Oct-09
Manning	May Street Reconstruction	From Madison to Nameless	\$6,507.88	\$7,918.39	\$24,102.29	\$6,507.88	Fully Completed		26-Aug-09
		9th Ave from Main St to 15th St, 10th Ave from 8th St to 10th St, 12th Ave from 8th St to 16th St, 12th Ave from 8th St to 16th St, 13th St from 9th Ave to 12th Ave, 11th St from 10th Ave to 13th Ave.							
Manson	street improvement project - asphalt resurfacing		\$8,268.06	\$10,060.00	\$712,000.00	\$8,268.06	Fully Completed	general obligation bonds	15-Oct-09
Mapleton	Repair streets by overlay of asphalt	Location not yet determined	\$5,774.10	\$7,025.58	\$0.00	\$0.00	Not Started		31-May-10
Maquoketa	Washington Street: The City Council decided to use it two I-Jobs allocations on the reconstruction of 1 block (170 lineal feet) of Washington Street. The project is now completed. It cost \$108,000. (Entered 9/17/2010)	This section of Washington Street is from S Vermont to S 5th Street. It mainly abuts property that is owned by the Maquoketa Community School District.	\$26,695.40	\$32,481.34	\$118,165.60	\$9,176.74	Fully Completed	Sources: I-Jobs \$59,000; Maquoketa School District \$15,000; City RUT Budget \$34,000.	16-Aug-10
Marathon	partial payment for dumptruck/snowplow replacement repairs on dump truck at City of Marathon.	Within the City of Marathon 306 West Attica Marathon, IA 50565	\$942.18	\$1,146.39	\$11,000.00	\$942.18	Fully Completed		01-Oct-09
				\$1,146.39	\$3,112.60	\$1,146.39	Fully Completed	I-Jobs	02-Jul-10
Marble Rock	Filling potholes in blacktop in various places.	On all streets that have potholes.	\$942.18	\$1,191.97	\$1,000.00	\$0.00	Not Started	Road Use Tax Fund	13-Apr-10

Marengo	To Be Determined 22th Avenue partial reconstruction project including reconstruction of the slab and gutter east of Alburnett Road.	Marengo 22th Ave east of Alburnett Road Intersection of 7th Avenue and 5th Street. Intersection of 7th Avenue and 3rd Street. Window Road	\$11,072.13	\$13,471.89	\$0.00	\$0.00	Not Started	To be determined	31-Aug-10
Marion	Asphalt overlay project on 7th Avenue. Paving a deteriorated stretch of Winslow Road.	Marion Intersection of 7th Avenue and 5th Street. Intersection of 7th Avenue and 3rd Street. Winslow Road 250th 1600' South of Hwy 671 676 and S45 370 Feet South of Hwy 2366 on 140th. Sec 18, T2W 74, R1G 19 22nd just South of Jessup Drive. Sec 27, Twn 76, Rng 18	\$114,844.38	\$139,735.68	\$63,113.00	\$63,113.00	Fully Completed	IJOBS	18-Nov-09
Marion County	6x6 RCB cost shared with Mahaska County. Ditching, culvert repair Outlet called off 42" pipe on inlet & outlet of RCB RCB needs to be relax and tied together. RCB-Boiler Pipe-No Outlet	Marion County 200 Feet South of house 2014 (Gowen Feet) SEC7, T2W 74, R1G 19 1400 Feet North of House 2083 - North of Bauer on 20th Bridge over Whitebreast North of Melcher City shop 420 Pleasant Drive City Shop 420 Pleasant Drive	\$117,569.34	\$140,974.36	\$20,538.00	\$20,538.00	Fully Completed	IJOBS Funds	30-Oct-09
Marquette	Salt Shed Concrete Floor Salt Shed Expansion Project	Marquette City Shop 420 Pleasant Drive City Shop 420 Pleasant Drive	\$1,812.62	\$2,205.48	\$3,644.07	\$1,812.62	Fully Completed	I-Jobs and Capital Project Funds I-Jobs and General Fund	03-Sep-09 03-Sep-09
Marshall County	Will be used to purchase either crushed rock or crushed gravel of the 40,000 ton annual use. Will be used to purchase either crushed rock or crushed gravel of the 40,000 ton annual use.	Marshall County To be used in one of four surfacing divisions in Marshall Co. To be used in one of four surfacing divisions in Marshall County.	\$116,036.75	\$138,313.15	\$305,000.00	\$116,036.00	Fully Completed	Local Funds will be used on all four divisions of rock surfacing. Local Funds will be used on all four divisions of rock surfacing.	24-Jun-10 30-Jun-11
Marshalltown	Slurry seal three miles of city street with 850 sq yds pavement replacement.	Marshalltown All streets between 6th Street and Center Street from Ingledue Street to Olive Street, including Ingledue Street	\$113,959.59	\$138,221.09	\$0.00	\$0.00	Not Started		30-Jun-10
Martelle	Asphalt Resurfacing Street	Martelle Military Street	\$944.42	\$1,149.11	\$1,025.00	\$944.42	Fully Completed		02-Sep-09
Martinsburg	Street Maintenance Street supplies to maintain and improve streets. Street drainage improvement.	Martinsburg, IA Martinsburg, IA Marionville Iowa 15th Street SW Bridge over Chelsea Creek-Approach Replacement.	\$405.14 \$492.95 \$145.79	\$492.95 \$979.00 \$177.19	\$150.00	\$492.95 \$145.79	Fully Completed	Road Use & Stimulus Funds Road Use Tax, I-Jobs Fund I-Jobs	31-Oct-10 31-Mar-10 30-Jun-10
Marionville	15th Street SW Bridge over Chelsea Creek-Approach Replacement. The estimated cost of the project is \$110,200. North Tall Avenue Culvert Replacement. The estimated cost of the project is \$57,500. Putting rock and hot mix on roads to fill in potholes before winter weather repair city streets with tar and chips	Marionville North Tall Avenue various Masonville city street Masonville	\$127,414.63	\$155,030.39	\$120,000.00	\$102,003.70	Fully Completed	UOBS-RUT Ijobs funds - city of masonville road use money, city funds and Ijobs funds	16-Nov-10 16-Nov-10 15-Oct-09 10-Jul-10
Mason City	Replacement of Sidewalks, Curbs, and Gutters on Main Street from 1st Street to 2nd Street To be determined. Oak Street north of intersection with 4th Street	Mason City Main Street from 1st Street to 2nd Street To be determined. Oak Street north of intersection with 4th Street	\$1,389.25 \$230.35 \$856.20	\$1,690.35 \$280.28 \$1,041.78	\$60,967.00	\$1,389.25	Fully Completed		01-Sep-09 31-Dec-09 30-Jun-10
Masonville	Replace broken culvert and repair street	Masonville 4th Street and Hart Avenue	\$856.20	\$1,041.78	\$2,200.00	\$1,897.98	Fully Completed	Road Use Tax Funds	30-Jun-10
Maynard	Erosion Abatement Project for alley/culvert due to dry run creek issues. High Performance Pothole Patch Maintenance Program.	Maynard 3rd St. N. alley between Main Street W and Maynard Street City Streets of Maynard	\$2,183.85	\$2,657.18	\$22,954.25	\$2,183.85	Fully Completed	This project was funded with Donations in the amount of \$13,300, FEMA, and UOBS funds. I-Jobs Stimulus Monies and Rut Fund	30-Sep-10 15-Nov-10
McCausland	clean out and repair drainage ditches	McCausland through out town	\$709.67	\$863.48	\$5,000.00	\$0.00	Not Started	I-Jobs	31-May-10
McClelland	Reseal City Streets in McClelland street resurfacing Undeclared oriolect not started Details not yet identified	McClelland Wesley City Limits City of McGregor City of McGregor Mechanicsville	\$444.69 \$3,804.27	\$541.07 \$4,628.80 \$4,628.80 \$6,233.74	\$35,000.00 \$3,804.27 \$0.00 \$0.00	\$985.76 \$4,628.80 \$0.00 \$0.00	Fully Completed	I-Jobs I-Jobs and Road Use Tax I-Jobs I-Jobs Ijobs 2009-2010	08-Jul-10 31-Dec-09 30-Sep-09 31-Dec-10
Mechanicsville	Street Seal Coat Work	Mechanicsville Oak Street from Pavement East to Second Street; John Street from 1st to 2nd; Oak & 1st Street; Approach to Oak St; and First Street (West)	\$5,123.32	\$6,233.74	\$12,043.55	\$11,357.06	Fully Completed	I-Jobs & RUT	19-Aug-10
Medapolis	Money will be spent for an addition to the Main Street Improvements Project Phase III. STP funds have been awarded for some portions of the project. Additional work on Orchard Street from Main to Middle is not funded and the UOBS money will be used for restructuring of intersection where heavy truck traffic had torn up road Invoice amount \$4,000.00 (remaining Ijobs money \$219.60) We used the Ijobs monies to help repair our streets. 5" HMA Full Depth patching, 2" HMA resurfacing, 3" HMA resurfacing, HMA surface patch w/curbs, 1 1/2" Milling and HMA resurfacing (Mousehole). Total bid was \$65,349.13 we used all of our Ijobs \$3,467.96	Medapolis Orchard Street from Main to Middle Orchard Street from Main to Middle 4th Street and Hart Avenue	\$7,180.50	\$8,736.80	\$0.00	\$0.00	Not Started	Cty Funds will be used-proceeds from a G.O. Bond Cty Funds will be used-proceeds from a G.O. Bond I-Jobs	30-Nov-10 30-Nov-10 15-Oct-10
Melbourne	We used the Ijobs monies to help repair our streets. 5" HMA Full Depth patching, 2" HMA resurfacing, 3" HMA resurfacing, HMA surface patch w/curbs, 1 1/2" Milling and HMA resurfacing (Mousehole). Total bid was \$65,349.13 we used all of our Ijobs \$3,467.96	Melbourne Several streets in the city were resurfaced and patched.	\$3,467.96	\$4,219.60	\$4,000.00	\$4,000.00	Fully Completed	I-Jobs	28-Aug-09
Melcher-Dallas	filling cracks in blacktop streets	Melcher-Dallas West 2nd Street, West and East Center Street, West 1st Street, Church Street, North 8 Street, D Main Street.	\$5,669.28	\$6,898.03	\$7,342.68	\$5,669.28	Fully Completed		28-Aug-09
Menlo	To Be Determined at a later date	Menlo to determined	\$1,594.21	\$1,939.74	\$0.00	\$0.00	Not Started	I-Jobs Funding	07-Oct-09
Meriden	Seal Coat 3rd Street	Meriden City of Meriden, 3rd Street to county line Corner of Grant & Lynn Sts	\$803.66	\$977.84	\$1,559.50	\$803.66	Fully Completed	Road Use Tax Fund & Local Option Sales Tax	21-Aug-09
Merrill	Repair broken concrete due to heavy equipment use during new house project Blacktopped six streets in Meservey.	Merrill Meservey, IA	\$3,293.25	\$4,007.02	\$6,000.00	\$3,293.25	Fully Completed	LOCAL OPTION TAX & I JOBS Ijobs money of \$1043.45 I-Jobs Money of \$1043.45 was used to help pay for the streets that were blacktopped in Meservey. The bill was paid in October 2009.	12-Oct-09 10-Sep-09
Meservey	Repaired and Blacktopped streets in Meservey We have black topped six streets in Meservey but have not received the bill as yet. It will be paid sometime in October 2009. We have not determined what the Ijobs money will be used for at this time	Meservey IA Meservey, IA Meservey IA	\$1,043.45	\$1,269.61	\$0.00	\$0.00	Fully Completed	I-Jobs Money of \$1043.45 The Ijobs money of \$674.18 will be used for any project yet to be determined.	31-Dec-09 13-Oct-09 30-Jun-11
Middletown	Street Sealcoating	Middletown Boundary Avenue between Main Street and Louisiana Street	\$2,336.72	\$2,843.18	\$4,721.00	\$2,336.72	Fully Completed		25-Aug-09
Miles	patching and seal coating streets	Miles various streets in Miles Ballard St, Fremont St, Main St, Jackson St, Fremont St	\$1,296.89	\$1,577.98	\$20,167.60	\$2,874.87	Fully Completed	to be used with RUT funds	22-Jul-10
Millersburg	Repair and sealcoat streets	Millersburg Pease Rd. 526 773 R43 408 on Applewood Ave & Brothers Ave. 402 on Gaston Rd. Gravel Roads in City of Millville	\$605.71	\$736.99	\$8,128.46	\$605.71	Fully Completed		16-Jul-09
Mills County	Replacement of drainage culvert. Repair road grade and surface. Reseal forepools and borrow areas. spot rock on various county roads	Mills County Pease Rd. 526 773 R43 408 on Applewood Ave & Brothers Ave. 402 on Gaston Rd. Gravel Roads in City of Millville	\$84,436.31	\$102,829.56	\$67,402.83	\$0.00	Fully Completed		21-Aug-09
Millville	Application of Dust Control	Millville TO BE DETERMINED	\$69.41	\$84.45	\$650.00	\$69.41	Fully Completed	city budget	30-Apr-10
Milo	TO BE DETERMINED	Milo Portions of North Street, 3rd Street, Walnut Street, 5th Street and F31	\$3,664.50	\$4,458.75	\$0.00	\$0.00	Not Started		25-Feb-10
Minburn	Asphalt Patching Repair Removed and repaired damaged curbs throughout the community Repaired alley entrance to help vehicle access	Minburn 1st, 4th St, Brady, Perry 4th Street from Brady Street to Perry Street	\$1,270.69	\$1,546.10	\$2,660.00	\$1,270.69	Fully Completed	Road Use Tax	20-Oct-09
Minden	Clean, tack and lay 2" average depth of type A asphalt concrete paving on Third Street from Huron to Summit Street	Minden 1st, 4th St, Brady, Perry 4th Street from Brady Street to Perry Street Mitchell County Secondary Roads, Osage Shoe Mitchell County Storage Facility, Osage, IA	\$2,463.38 \$2,463.38 \$84,992.67	\$2,997.30 \$2,997.30 \$105,042.64	\$5,400.00 \$5,019.99 \$104,385.00	\$2,463.38 \$2,463.38 \$84,992.67	Fully Completed	UOBS Road Fund Stimulus Secondary Road Budget Secondary Road Funds	13-Oct-09 01-Sep-09 30-Oct-09
Mingo	Clean, tack and lay 2" average depth of type A asphalt	Mingo South Station, Mohawk, Main Street, Theodore St.	\$922.91	\$1,122.94	\$16,385.40	\$2,045.85	Fully Completed	I-Jobs and General Fund	16-Oct-10
Missouri Valley	concrete paving on Third Street from Huron to Summit Street	Missouri Valley Third Street from Huron St to Summit Street	\$13,048.17	\$15,900.55	\$816,619.00	\$28,968.72	50% or More Complete	local sales tax revenue, RUT, I-JOBS	16-Sep-10
Mitchell County	Purchase salt for winter roadway maintenance. Purchased salt for FY 2010	Mitchell County Secondary Roads, Osage Shoe Mitchell County Storage Facility, Osage, IA	\$84,992.67	\$105,042.64	\$103,147.74	\$103,147.74	50% or More Complete	Secondary Road Budget Secondary Road Funds	31-Dec-10 30-Oct-09
Modale	Asphalt Prime Coat to West Anderson Street - 3.124 SY Single Sealcoat to West Anderson Street - 3.124 SY	Modale West Anderson Street, Modale, IA	\$771.17	\$98.32	\$5,060.88	\$771.17	Fully Completed	\$771.17 from I-Jobs Funds \$4,289.71 from Road Use Tax	30-Jun-09
Mondamin	Asphalt repair of intersections on Maple Street Repair Sub-base and surfacing of existing city streets	Mondamin City of Mondamin; Maple Street and Main Street Granular surfaced streets & alleys south of Maple Street	\$1,847.54	\$2,247.97	\$2,200.00	\$1,847.54	Fully Completed		25-Sep-09
Monmouth	Repair culvert Repair streets by covering with slurry or Seal Coat Street Maintenance - Crack Sealing	Monmouth South Division Street Residential Streets City of Monona	\$599.92	\$729.94	\$1,490.00	\$599.92	Fully Completed	I-Jobs Road Funding	02-Nov-10
Monona	Street Maintenance - Crack Sealing County Wide PCC Pavement Patching County Wide PCC Pavement Patching County Wide PCC Pavement Patching	Monona City of Monona County Wide County Wide County Wide	\$6,769.94 \$105,624.50	\$8,237.25 \$127,573.97 \$127,573.97 \$127,573.97	\$9,993.00 \$220,000.00 \$28,000.00 \$242,354.90	\$8,237.25 \$0.00 \$0.00 \$0.00	Fully Completed	LOT, RUT, Ijobs RUFF I-Jobs/Local Funds I-Jobs/Local Funds	01-Jun-11 30-Apr-11 31-Aug-10 31-Aug-10
Monroe	Adding rock to streets repairing of pot holes due to winter. Repair of culvert on South side of road	Monroe Numerous Streets in town, Commerce, Sherman, Zickel, Taylor, Rose Lane, etc. West County Line Road, Monroe IA	\$7,896.81	\$9,608.36	\$1,060.30	\$1,030.00	Fully Completed	I-Jobs Fund	13-Oct-10
								UOBS Funds/City of Monroe	15-Oct-09

Monroe County	Improve Existing Roads (High Volume) BY: 1. Re Establish ditches to improve drainage 1A. 653rd Ave. from 220th to 235th Street. 2. 623rd Ave. from 205th PI to 227th Street (2M) 3. Incorporate an additive such as "flyash" or "c-Stone" to improve the subgrade stability. 4. Re s...	1. From end of pavement on 653rd to 220th street (2 M) 2. 623rd Ave. from 205th PI to 227th Street (2M)	\$64,738.99	\$781,133.76	\$65,288.00	\$49,331.77	50% or More Complete	Secondary Road Fund	30-Jun-10
Montezuma	sealcoating streets	multiple streets	\$6,363.74	\$7,743.02	\$14,397.00	\$6,363.74	Fully Completed		18-Sep-09
	Apply road rock to local and farm to market secondary roads rock wide spread areas through out the county county or contracted rock haul to be determined	multiple streets County wide, 12 Townships in Montgomery County Spot locations damaged by the Winter Storm of 2009-2010		\$90,608.02	\$150,000.00	\$0.00	Not Started	TO BE DETERMINED	01-Aug-10
Montgomery County	Bridge Replacement 24'x30' Slab and Beam Bridge	Section 21 in East Township Montgomery County Iowa	\$74,101.21	\$90,608.02	\$125,000.00	\$0.00	Not Started	Local Funds	22-Jul-10
	Remove and replace two bridges on L Ave. with culverts	Section 18 and 19 in Franklin Township in Montgomery County On L Ave between 180th and 200th Street		\$90,608.02	\$90,000.00	\$0.00	Not Started	local Funds	15-Jun-11
	Remove failed multiple culvert and Replace with 10'x10' twin RCB Culvert Division II is Roadway Grading and Channel Excavation	1/4 South of State Highway 34 on T Ave., in Section 12 of East Twp., in Montgomery County		\$90,608.02	\$300,000.00	\$0.00	Not Started	Local Farm to Market/FEMA Alternate Project	30-Dec-10
Monticello	E 2nd Street Rehab & adding storm sewer	E 2nd Street between Maple and Mains Street and a small section on Maple Street	\$15,789.25	\$19,211.40	\$275,000.00	\$19,409.64	Less than 50% Complete	i-jobs and bonding	30-Jun-11
	Repair allys that caved in from defective storm sewer	Between South Main Street to Elm Street City of Montour		\$19,211.40	\$20,000.00	\$15,591.01	Fully Completed	i-jobs and bonding	31-May-10
Montour	Barrier for Road sand and salt reroad residential gravel roads reroad residential gravel roads reroad residential gravel roads	City of Montour various various various	\$902.21	\$1,097.76	\$902.21	\$902.21	Fully Completed	i-jobs	08-Dec-10 11-Dec-10 31-Dec-10 31-Dec-10
Montrose	Adding dirt to raise the ground to mitigate future flooding along the south slopsh.	City of Montrose south slopsh.	\$4,179.89	\$5,085.84	\$4,179.89	\$0.00	Not Started	i-jobs funding	29-Apr-10
Moorhead	Minor street and allyl maintenance.	City of Moorhead south side of Montgomery Street	\$926.21	\$1,126.95	\$0.00	\$0.00	Not Started	i-jobs	30-Jun-11
Moravia	rock for culvert replacement	On Wurzbacher St. near intersection of Rebebach St.	\$3,114.17	\$3,789.14	\$1,500.00	\$3,367.33	Fully Completed	i-jobs	01-Dec-09
Morley	Install culvert and do repair work to hole in street	North Elm - Division to North 1st. North 1st to North 2nd	\$244.59	\$297.60	\$2,634.20	\$245.00	Fully Completed	i-jobs Monies	21-Jun-10
	Sealcoat on city streets.	North Elm - Division to North 1st. North 1st to North 2nd		\$4,634.12	\$47,700.15	\$4,634.12	Fully Completed	i-jobs Funds	16-Jul-10
Morning Sun	Sealcoat streets	South East 6th - Church street to Main North Church St. - 1st St. to Division St. North Blair St. - 3rd St. to 2nd St. Manor Road - Main - West	\$3,808.64	\$4,634.12	\$40,748.40	\$3,808.64	Fully Completed		14-Sep-09
Moulton	resurfacing the city parking along Hwy 202. DOT will be resurfacing the Hwy at this time.	Between Second Street and Broadway on both sides. There will also be some curbs and gutters that will have to be replaced.	\$2,873.95	\$3,496.85	\$100,000.00	\$0.00	Fully Completed	loan	30-Oct-10
Mount Ayr	Repairs to Jefferson Street a concrete street by replacing sections of concrete as needed.	West Jefferson Street From N Fillmore St to N West Street	\$7,957.95	\$9,682.76	\$17,655.00	\$17,556.94	Fully Completed	i-jobs Funds	30-Nov-10
Mount Pleasant	Alley reconstruction from Washington Street to Monroe Street.	Alley between Jefferson Street and Jackson Street.	\$38,221.77	\$46,505.93	\$65,000.00	\$46,505.00	Fully Completed	i-jobs	09-Jul-10
	PCC paving removal and replacement	Armstrong Court at Aldin and Shepard Drive & Shepard Court		\$46,505.93	\$45,696.14	\$38,221.77	Fully Completed	i-jobs road funding	15-Oct-09
Mount Vernon	U.S. Hieway 30 Corridor Pre Design	Cedar Rapids, Iowa	\$18,217.69	\$22,166.18	\$44,500.00	\$40,383.87	50% or More Complete	RUT Funds & Street Funds	30-Dec-10
Murray	continue to repair City streets	City of Murray	\$3,345.66	\$4,070.80	\$6,000.00	\$3,215.68	Less than 50% Complete	Road Use and general funds	30-Jun-11
	Due to weathercontions over the years the street have deteriorated. The base needs to be rebuilt before we can resurface the streets. We continue to haul rock to rebuild the base.	streets of the City of Murray		\$4,070.80	\$5,000.00	\$3,345.00	Less than 50% Complete	Road Use Funds and General Funds	30-Jun-11
Muscataine	Bitwell Road Asphalt Resurfacing including related concrete patching and handicapped ramps	Bitwell Road between Joett and West Streets Hampton Avenue and Independence Avenue, Muscatine County, IA.	\$99,113.20	\$120,619.94	\$29,410.74	\$29,753.69	Fully Completed	i-jobs Funding	30-Nov-09
Muscataine County	RCB box culvert extensions.		\$93,129.20	\$111,238.21	\$57,616.50	\$93,129.20	50% or More Complete	Local Secondary Road Fund	28-May-10
Mystic	Going to blade and add class A rock to 1,905 feet of road going around Mystic Reservoir. Add a 16 inch X 20 foot culvert at entrance to Reservoir. To Be Determined at a later date	Mystic Reservoir To be determined at a later date.	\$2,568.21	\$3,124.84	\$2,599.07	\$2,568.21	Fully Completed	ARRA Block Grant	19-Oct-09
				\$3,124.84	\$0.00	\$0.00	Not Started	i-jobs	31-Jan-11
Nashua	Lexington Ave. repair to include grinding of raised portions of the street.	Nashua	\$7,066.94	\$8,598.63	\$16,000.00	\$243.96	Less than 50% Complete	i-jobs funding will used to partially pay for the cost of the repairs.	30-Sep-10
Nemaha	dust control on Railroad Street	Railroad Street	\$357.56	\$435.04	\$555.00	\$357.56	Fully Completed		27-Aug-09
Neola	Street repairs at Second and Garfield	Second and Garfield, Neola, Iowa	\$3,690.71	\$4,490.63	\$3,711.00	\$3,690.71	Fully Completed		10-Aug-09
Nevada	Snow and ice control materials	All city streets	\$29,080.17	\$35,382.98	\$29,080.17	\$29,080.17	Less than 50% Complete	Road Use Tax - i-jobs to be determined	01-Jun-10
New Albin	To be determined	To be determined	\$2,301.78	\$2,800.67	\$0.00	\$0.00	Not Started		11-May-10
New Hampton	Street Restoration Project	42,000 square yards of seal coat on various City Streets	\$16,123.56	\$19,620.60	\$57,262.00	\$15,746.16	Fully Completed	i-jobs funds, the rest from Road Use Tax Funds	29-Jul-10
New Hartford	2 1/2 asphalt overlay for street repairs and upgrades	East, York, Water, Mill, Maple and Beaver	\$2,878.32	\$3,502.16	\$50,673.00	\$2,878.32	Less than 50% Complete	Road Use Funds and Reserve Road Funds	30-Jul-10
New London	Lay 725' asphalt on Newland St. where the road was tore up to install a new storm sewer line.	The 300 block of Newland St. from McKinley St. to Adams St.	\$8,460.24	\$10,299.91	\$33,550.00	\$18,754.15	Fully Completed	i-jobs & Local Funds	11-Aug-10
New Market	Asphalt patch & leveling and single seal coat	Washington Street, 7th Street, Lafayette, 5th Street, West 5th Street, 4th Street, 3rd Street and 8th Street in New Market.	\$1,720.25	\$2,093.10	\$41,956.45	\$1,720.25	Fully Completed		10-Aug-09
New Providence	asphalt Graze Dr. and patches on W. Main St. and Walnut St. replacing and repairing snow plow truck parts to be determined just setting up this report	New Providence Eldora	\$538.14	\$654.78	\$14,817.00	\$654.78	Fully Completed	Local option Tax	26-Jul-10
	Planning to purchase a dump truck.	To be determined New Sharon		\$654.78	\$0.00	\$654.78	Fully Completed	Road Use Tax Fund	21-Sep-09
New Sharon		North Washington Street 175 sq. ft. East Harrison Street - 72 sq. ft. Pleasant View Dr. - 974 sq. ft.	\$5,682.38	\$6,913.98	\$0.00	\$0.00	Not Started		29-Oct-09 30-Jun-11
New Vienna	Asphalt repair of city streets		\$1,465.43	\$1,783.05	\$5,000.00	\$1,783.05	Fully Completed	Road Use Tax Other Street Monies	20-Jul-10
	Crack sealing of streets	various streets		\$1,783.05	\$4,999.68	\$1,465.43	Fully Completed		07-Jul-09
New Virginia	Repair cut-outs in asphalt street surface.	Main Street	\$1,618.18	\$1,968.91	\$5,500.00	\$1,618.18	Fully Completed	i-jobs Funds and from City Road Use Fund	12-Nov-09
	Black Top Service Inc pored 1 inch of asphalt on E Chaney Street and then seal coated over the top of that. They also did some patching with 1-1/2 inches of asphalt and then seal coated on a part of W Third Street and Williams Street.	E Chaney Street and part of W 3rd Street & Williams Street		\$4,713.83	\$8,500.00	\$4,713.83	Fully Completed	Street Fund	06-Jul-10
	Cold Mix to repair streets	Fulton St, E Chaney St, 3rd St and Williams St	\$3,874.15	\$4,713.83	\$349.58	\$0.00	Fully Completed		30-Jul-09
Newell	Dust control on gravel roads	W Jensen St, W Chaney St, and pool road		\$4,713.83	\$2,365.49	\$0.00	Fully Completed		31-Aug-09
	Gravel for road	W Jensen St		\$4,713.83	\$598.55	\$598.55	Fully Completed	Street fund	10-May-10
	White Rock for alleys	all alleys that needed white rock to fill holes		\$4,713.83	\$560.53	\$0.00	Fully Completed		31-Aug-09
	Purchase mower/snowblower for snowremoval in smaller locations	will be used over town	\$3,869.78	\$4,708.52	\$9,216.00	\$3,869.78	Fully Completed	stimulus money and rut money	31-Mar-10
Newton	Resurfacing road and paving	W 9 St S, 800 Block to 1100 block	\$68,044.44	\$82,792.35	\$210,026.50	\$150,836.79	50% or More Complete	i-jobs money	15-Oct-10
	No I-JOBS funding used at this time.	No Location at this time		\$1,987.57	\$0.00	\$0.00	Not Started	No funding used at this time.	29-Dec-09
Nichols	No plans for the iJOBS funds at this time.	City of Nichols	\$1,633.52	\$1,987.57	\$0.00	\$0.00	Not Started	No funding used at this time.	23-Sep-10
	Type B Seal Coat Work/Materials	Grand Ave. from Main St. to Adams St. and Short St from Jem Ave. to Grand Ave.		\$1,987.57	\$1,633.52	\$1,633.52	Fully Completed	Road Use Tax	15-Jun-10
Nodaway	repair guttering and roof at community building	Nodaway community building nodaway Iowa	\$424.82	\$516.89	\$1,633.52	\$424.82	Fully Completed		01-Jun-09
Nora Springs	Asphalt resurfacing-Beginning at the eastern most city limits on Congress Street and west to the alley between N. Hawkeye Avenue and N. Boulder Avenue	Resurfaced East Congress Street-Beginning at city limits from the east side of Congress Street and completion at the alley just west of North/South Hawkeye Avenue.\	\$6,691.32	\$8,141.59	\$142,030.19	\$6,691.32	Fully Completed	Local Option dollar, Tax Increment Finance dollars and i-job funding	12-Aug-09
	Curb repairs in various locations	Along S. Quibby Ave. on 2nd St. SE; on 4th St. NW; and along 3rd St. NE		\$8,141.59	\$1,632.00	\$3,264.00	Fully Completed	i-jobs Funding	10-Sep-10
North Buena Vista	Road rock and use of skidloader for culvert and street resurfacing	200 Block, Main Street 1. By Larson's on W. Clark St. 2. Corner of Lakeview and East St. 3. Woodland Dr. From Woodbine to Cement 4. North St. By Water Tower 5. Maple Lane House #423 6. L Avenue 7. Woodbine Dr. & Mai	\$324.30	\$394.59	\$450.00	\$324.30	Fully Completed	i-jobs funding	12-Jul-08
	2009 SEALCOAT WORK			\$9,266.53	\$4,328.39	\$4,328.39	Fully Completed		15-Jul-09
North English			\$4,328.39						

	2010 TYPE B SEALCOAT WORK	1. WASHINGTON ST. NORTH SIDE E. NORTH STREET & LAKEVIEW ST. 4. EAST ST. S. WOODRINE HS #125 & #130 E. REDWOOD AVENUE	\$5,266.53	\$4,328.00	\$4,328.00	Fully Completed	I-JOBS	04-Jun-10	
North Liberty	Asphalt Paving on 230th Street from Highway 965 to railroad	230th Street - Highway 965 to railroad	\$38,417.48	\$10,230.00	\$5,262.35	Fully Completed	Future bond proceeds.	30-Nov-09	
	Asphalt Paving on 230th Street from the railroad to lift station	230th Street railroad to lift station	\$38,417.48	\$32,670.00	\$5,262.35	Fully Completed	Future bond proceeds.	30-Nov-09	
	Base Repair and Double Sealcoat on Forevergreen Road from Jones Blvd to West City Limit.	Forevergreen Road - Jones Blvd to West City Limit	\$38,417.48	\$54,255.50	\$5,262.35	Fully Completed	Future bond proceeds & IOBS revenues	24-Aug-10	
	Project had to be redone in FY11 due to issues with base. Mill & overlay on Dubuque Street.	Dubuque Street	\$38,417.48	\$53,077.75	\$5,262.35	Fully Completed	Future bond proceeds	30-Nov-09	
	Mill and overlay on North Front Street from Cherry Street to Penn Street	North Front Street - Cherry Street to Penn Street	\$38,417.48	\$45,613.75	\$5,262.35	Fully Completed	Future bond proceeds	30-Nov-09	
	Milling of HMA and installation of HMA on Scales Bend Road.	Scales Bend Road from Highway 965 north to the northern city limits in North Liberty	\$38,417.48	\$154,402.00	\$34,817.47	Fully Completed	IOBS and bond proceeds.	24-Aug-10	
	Repair and sealcoat of West Penn Street - West of Henry to west City maintenance limits	West Penn Street - West of Henry to west City maintenance limits	\$38,417.48	\$27,804.30	\$5,262.35	Fully Completed	Future bond proceeds	30-Nov-09	
North Washington	Dust control application on farm to market road.	170th Street	\$296.36	\$697.00	\$243.57	Fully Completed	city funds	15-Aug-10	
Northboro	Repaired section of road and recotted.	Warrior Street	\$296.36	\$975.00	\$243.57	Fully Completed	City Funds	14-Sep-09	
	Repair of Northboro City Streets	Various Locations	\$197.06	\$1,794.50	\$197.06	Fully Completed		22-Aug-09	
	MP41812-1ACT Snowplow, MC7082 Hitch with MC6000 Quick Hitch and MC50 Thrust Arms	Lake Crystal, MN	\$10,894.43	\$10,920.00	\$10,894.43	Fully Completed	I-JOBS and General Fund/Street/Equipment	30-Nov-10	
Northwood	Vac and televised sewer lines; repaired entire manhole structure; installed new surface castings for access; cleaned box culvert going under Highway 65 S./10th Street S., all needed prior to IODT project scheduled for FY10	Highway 65 S./10th Street S.	\$10,894.43	\$9,047.13	\$8,953.79	Fully Completed	In addition to I-JOBS funding, sewer funds were also used on this project	04-Sep-09	
Norwalk	repar dip in the intersection.	High Road & Holly Drive	\$43,928.47	\$0.00	\$0.00	Not Started		31-May-10	
Numa	Used toward purchase of gravel.	All streets in Numa received gravel.	\$404.39	\$5,338.27	\$332.36	Fully Completed		01-Aug-09	
Oakland	Asphalt resurfacing	Brown Street to Kelsey Ave, Alleyway between Elm Street and Walnut Street, Center Street from Vine to Linden, Patch on North Vine Street, Palmer Street, Alleyway between Fire Station and Cosensawana	\$7,902.45	\$122,826.48	\$6,494.77	Fully Completed		10-Aug-09	
	Grind and patch areas with hot asphalt in streets and crackfill	Oakland Avenue in front of Fire Station, intersection of Gates and Brown, intersection of Glass and Brown, Walnut Street, Pullen Avenue	\$7,902.45	\$13,325.00	\$7,902.45	Fully Completed	IOBS and Road Use Tax Funds	17-Sep-10	
Oakland Acres	Curb, street patch, intake, driveway, backfill, and asphalt overlay.	Intersection of Oakridge Drive & Fore-Seasons Drive.	\$882.18	\$15,699.00	\$725.04	Fully Completed	Road Use Tax Fund	22-Apr-10	
	Materials and labor for trimming trees along the road near the entrance. Purchase new barriers and street signs.	Entrance	\$882.18	\$1,035.55	\$882.18	Fully Completed	Road Use Tax Fund	15-Sep-10	
Oakville	to be determined	to be determined	\$1,614.67	\$1,964.63	\$0.00	Not Started	to be determined	31-Dec-09	
O'Brien County	Bridge approaches and PCC Paving	8-40 between Polk Avenue and Redwing Avenue	\$123,659.56	\$195,140.75	\$123,659.56	Fully Completed	I-Jobs	29-Nov-10	
	Seal Coat on M-12 from 8-40 west, south to Hwy 10	M-12 from 8-40 west, south to Hwy 10	\$123,659.56	\$120,232.36	\$99,623.96	Fully Completed	Federal I-Jobs	07-Aug-09	
Ochvedan	Sealcoat on city streets in July of 2010.	East side of town	\$2,341.09	\$3,348.50	\$5,189.59	Fully Completed	Road Use Tax	14-Jul-10	
Odeboit	ROADWAY REPAIR AND RESURFACING	4TH STREET FROM WILLOW TO LOCUST TO PARK TO HWY 39	\$6,127.45	\$36,823.80	\$5,035.96	Fully Completed	ROAD USE TAX FUND	29-Jul-09	
		5TH STREET FROM PARK TO HWY 39							
		PATCH AREA ON N MAIN							
Odeboit	ROADWAY REPAIR AND RESURFACING	WALNUT STREET FROM 2ND TO 5TH AND ONE BLOCK ON 5TH STREET	\$6,127.45	\$38,988.00	\$0.00	Fully Completed	ROAD USE TAX FUND AND IOBS ROAD FUNDING	17-Aug-10	
Delwin	3rd street and 3rd avenue NE intersection 42 well storm sewer replacement	3rd street and 3rd avenue NE	\$35,563.67	\$609.34	\$609.34	Fully Completed	I-Jobs	06-Sep-10	
	Intersection of 1st street and 3rd avenue SE, curb, handicap ramp, sidewalk and gutter repair to improve drainage and meet new elevations.	Intersection 1st street and 3rd avenue SE, Delwin	\$35,563.67	\$9,929.00	\$9,929.00	Fully Completed	I-Jobs money	30-Jun-10	
	undecided	Delwin	\$35,563.67	\$0.00	\$0.00	Not Started	IOBS	31-Dec-11	
Ogden	Full depth patching	West Chestnut, West Cherry, West Elm, NE 3rd, SW 5th, SW 8th, Haw's Circle	\$10,750.94	\$8,835.86	\$8,835.86	Fully Completed		21-Aug-09	
	Widened South 1st Street from Walnut to Veteran's Dr	S. 1st St from Walnut to Veteran's Dr.	\$10,750.94	\$10,750.94	\$10,750.94	Fully Completed	I-Jobs	18-Aug-10	
Okolobi	Garbage truck and sweeper repair	Spirit Lake, Iowa	\$4,357.77	\$1,141.19	\$1,141.19	Fully Completed	I-JOBS	20-Sep-09	
	To be determined. Funds have not been spent for projects at this time and date	To be determined	\$4,357.77	\$0.00	\$0.00	Not Started	I-JOBS	31-Dec-10	
	Traffic cones, sign posts	Omaha, NE	\$4,357.77	\$2,158.33	\$2,158.33	Fully Completed	I-JOBS	15-Jul-09	
	Vehicle and truck parts, wipers blades, battery & Miscellaneous	Spirit Lake, Iowa	\$4,357.77	\$441.16	\$282.00	Fully Completed	I-JOBS	25-Aug-09	
Old Ollie	The city has not yet spent this money.	Olds, IA	\$1,087.56	\$2,410.83	\$0.00	Fully Completed	I-Jobs	08-Mar-10	
	snow removal	all city streets	\$790.64	\$2,500.00	\$0.00	Not Started		15-Mar-10	
Onawa	Iowa Avenue Redesign - engineering services to redesign State HWY 175 through Onawa.	Onawa, Iowa	\$13,500.57	\$16,426.67	\$45,000.00	\$392.82 Less than 50% Complete	IOBS Funds of \$29,951	01-Dec-12	
Onslow	Maintenance of city streets by contractor to include seal coat and patch.	Summit Street, 3rd Street, 2nd Street, 1st Street, Church Street, North Street, Pine Street.	\$800.47	\$973.96	\$10,083.40	\$800.47	Fully Completed		31-Aug-09
Orange City	Remove five blocks of asphalt and replace with concrete. We are also replacing the water line and all water services along the street. We are also placing new street light bases and fixtures along the downtown street.	The 2009 street project runs along central Ave for four blocks and one block along first and central running east towards Albany Ave.	\$24,411.09	\$29,701.94	\$1,400,000.00	\$54,113.09	Fully Completed	General Obligation Bonds	01-Mar-10
Orchard	Repairing Pump House	City of Orchard	\$288.85	\$500.00	\$237.40	Fully Completed	City \$300.00	10-Nov-09	
	Scrapping & painting the City Hall	Bank Street, Orchard, IA 50460	\$288.85	\$300.00	\$0.00	Not Started		28-Jun-10	
	Well Casings Repairs at Pump House	Pump Station, Orchard, IA 50460	\$288.85	\$3,486.00	\$0.00	Not Started	City Of Orchard \$3486.00	10-Nov-09	
Orient	SEALCOATING OF CITY STREETS - I-JOBS funding assisted in paying for this street project. Total cost - \$7,079	East 2nd & Battle Streets	\$1,458.63	\$1,774.77	\$7,079.00	\$1,458.63	Fully Completed	Street Surface Maint/Drainage Fund	13-Jul-09
Orians	Engineering fees for reconstruction of 140th Street	140th Street from Hill Avenue to Peoria Avenue	\$2,738.55	\$13,312.10	\$45,000.00	\$6,070.65 50% or More Complete	I-Jobs funds and general funds	31-Oct-10	
Osage	Cherry Street improvements, widen to platted width, improve road surface and drainage.	Cherry Street	\$15,120.99	\$18,398.30	\$0.00	\$0.00	Not Started	Combination of I-Jobs, RUT and Street Improvements Reserve Fund	31-Aug-11
	Seal Coat several streets	Primarily 3rd Ward	\$18,398.30	\$18,000.00	\$15,120.99	Fully Completed	IOBS	09-Nov-09	
Osceola	STREET IMPROVEMENTS 2009/2010	CLARKE STREET, SOUTH RIDGE ROAD, LAKE STREET, W. CASS, JEFFERSON STREET	\$24,759.59	\$1,727,295.40	\$20,349.13	50% or More Complete	general obligation bonds	01-Oct-10	
	STREET IMPROVEMENTS 2009/2010	RIDGE ROAD, LAKE STREET, W. CASS, JEFFERSON STREET	\$24,759.59	\$2,750,000.00	\$20,349.13	50% or More Complete	general obligation bonds	01-Oct-10	
Osceola County	crushing of gravel at oil joint repair and crack sealing	Lennox Pit	\$90,646.35	\$57,350.00	\$45,259.28	Fully Completed	Secondary Road Fund	05-Nov-09	
	Pavement Striping	various locations	\$90,646.35	\$28,000.00	\$27,837.00	Fully Completed	Osceola County	15-Oct-10	
	Construct 25 feet long concrete payment at westbound approach leg.	4th Avenue E/Market Street	\$58,654.55	\$740.73	\$740.73	Fully Completed	I-Jobs	01-Nov-10	
	Construct 60 feet long concrete pavement at westbound approach leg.	3rd Ave E/Market Street	\$58,654.55	\$3,232.60	\$3,232.60	Fully Completed	I-Jobs	21-Oct-10	
	Mix salt/sand, haul sand, prepare/spread brine, spread salt/sand	City streets in Oskaaloosa	\$58,654.55	\$44,100.00	\$27,498.15	Fully Completed	I-Jobs funds purchased the materials and street employee hours were paid through road use funds.	30-Jul-10	
Oskaaloosa	Professional services to design 2010 Street Rehabilitation Project (Iowa 432 & C Avenue West)	Oskaaloosa-Iowa 432 & C Avenue West	\$58,654.55	\$3,985.90	\$0.00	Fully Completed	I-Jobs Funds	31-Jan-10	
	Seal Coat Maintenance for 2010	J Avenue, North Park & South Park	\$58,654.55	\$35,241.75	\$20,707.85	Fully Completed	I-Jobs for \$20,707.85 and road use funds for \$14,533.90	30-Jun-10	
	Process to sweep the street clean, patch holes and apply HFE 90 liquid asphalt and cover with a washed chip rock.	To Be Determined	\$58,654.55	\$0.00	\$0.00	Not Started	To Be Determined	31-Dec-10	
	Used, pusher plow, Bonnell LDP-5100-38FB, new rubber cutting edge, 16 feet long x 48 inches tall, flat back with bucket hook-up, painted new cat yellow, excellent paint.	Used for city streets and parking lots in Oskaaloosa, Iowa.	\$58,654.55	\$4,950.00	\$9,900.00	Fully Completed	I-Jobs	03-Dec-10	
Ossian	Asphalt Resurfacing was done to both streets. Previously they were tar and chipped	Hill Street and Kuhn Drive	\$4,533.15	\$29,321.50	\$4,533.15	Fully Completed	I-Jobs and Road Use Tax	30-Jul-10	
	Asphalt resurfacing.	Kuhn Drive and Hill Street	\$4,533.15	\$29,321.50	\$3,725.65	Fully Completed		17-Aug-09	
Otho	MILL AND LEVEL UP DIPS THEN OVERLAY WITH 3" OF ASPHALT ON AREA 975' BY 21'	SCHOOL STREET FROM HIGHWAY STREET GOING EAST	\$3,034.50	\$46,320.00	\$5,528.46	Fully Completed	ROAD USE TAX LOCAL OPTIONS SALES TAX IOBS	02-Jul-10	
Oto	To Be Determined	To Be Determined	\$588.75	\$713.92	\$0.00	\$0.00	Not Started	I-Jobs	01-May-12
	14.64 ton Class A road stone	1st Street from Highway C20 to Wehmann Ave.	\$193.09	\$220.33	\$158.69	Fully Completed	IOBS	02-Sep-09	
Ottosen	15.10 ton Class A rock	1st Street from Highway C20 to Wehmann Ave	\$193.09	\$63.41	\$193.09	Fully Completed	IOBS and remaining coming from the City Funds	28-Sep-10	
	14.99 ton Class A rock	and various bad spots where town roads needed repairing							
	8.22 ton 3/8 W Chip								
Ottumwa	Asphalt Resurfacing on Ferry Street from Finley to Mary Street	Ferry Street from Finley to Mary Street	\$109,183.84	\$132,848.27	\$1,059,728.00	\$242,032.00 50% or More Complete	IOBS and Bond Debt from CIP Funding	30-Apr-11	
Oxford Junction	Asphalt paving of railroad crossing 1500 sq ft	1st Ave S Near Hwy X-64	\$2,502.69	\$3,045.13	\$6,345.00	\$5,547.82	Fully Completed	I-Jobs money and City Funds	13-Aug-10
Oyens	seal city streets	Lincoln St	\$453.00	\$551.17	\$1,991.08	\$0.00	Fully Completed	Road Use Tax Fund	16-Sep-09
	Seal cracks in city streets with tar	Oyens St	\$453.00	\$551.17	\$1,991.08	\$453.00	Fully Completed		16-Sep-09
Packwood	colvers & storm drain repair	West 1st St	\$604.47	\$736.48	\$750.00	\$604.47	Fully Completed	RUTF	30-Sep-09
Page County	Base Stabilization, Asphalt prime coat & Single seal coat	Various locations/3320, 2129Place, I-55, I-68, I-56	\$95,847.88	\$116,381.61	\$106,823.40	\$95,847.88	Fully Completed	Secondary Road Fund	28-Sep-09
	Granular Surfacing of 28.75 miles of Secondary Roads	Various locations within Page County	\$116,381.61	\$124,631.25	\$0.00	Fully Completed	Secondary Road Fund	17-Aug-10	

Palmer	Installed new driveway and culvert for an expanding business in town off of our City Street	Palmer, IA	5531.91	\$647.20	\$1,604.00	\$531.00	Fully Completed	\$531.91 I-Job money and \$1,072.15 City RUT money Total project \$1,604.06	12-Nov-09
	Maintain alleys in the spring	Palmer Iowa		\$647.20	\$0.00	\$0.00	Not Started	I Job money and RUT money if needed	01-Dec-11
Falo Alto County	mining and crushing of gravel for road surfacing	3 miles North of Cylinder in Section 18 of Fairfield Township (T90N, R31W)	\$89,474.35	\$109,158.14	\$164,095.53	\$109,158.14	Fully Completed	local funds	19-Nov-10
	Rehabilitation of existing high truss bridge.	Over West Branch of the Des Moines River in Section 21 of Nevada Township, Palo Alto County, Iowa		\$109,158.14	\$265,153.00	\$178,948.70	Fully Completed	local funds	01-Nov-10
Panama	FY2009 - Grading and Rock for preparation for Paving in FY2010	South 4th Street	\$925.95	\$1,126.64	\$1,207.74	\$2,052.58	Less than 50% Complete	RIF - \$672.80 ARRA Block Grant - \$253.15 Street Construction - \$281.79	30-Apr-09
	FY2010 - Paving of South 4th Street	South 4th Street, Panama, IA		\$1,126.64	\$5,000.00	\$0.00	Not Started	RIF ARRA Block Grant Street Construction TIF	30-Jun-10
Panora	Repairing and adding to existing culverts.	City of Panora	\$5,132.05	\$6,244.37	\$6,000.00	\$0.00	Less than 50% Complete	I-Jobs Money Road Use Money	02-Aug-10
	Street patching/seal coat	Panora Streets		\$6,244.37	\$25,000.00	\$10,907.20	Fully Completed	Road use money and I job money	06-Sep-10
	DESIGNING, ENGINEERING, AND PLANNING FOR THE CONSTRUCTION OF STORM SEWER PROJECT IN JOHNSON HEIGHTS, INSTALLING A NEW CULVERT ON WEMPLE STREET, WITH ROADWAY RESURFACING.	JOHNSON HEIGHTS ADDITION, PARKERSBURG	\$8,250.59	\$10,038.82	\$11,828.00	\$10,038.82	Fully Completed	IOWA ECONOMIC EMERGENCY FUND	30-Jun-11
Parkersburg	DESIGNING, ENGINEERING, AND PLANNING FOR THE CONSTRUCTION OF STORM SEWER PROJECT IN JOHNSON HEIGHTS, INSTALLING NEW CULVERT ON WEMPLE STREET, AND STORM SEWER AND RETENTION BASIN IN PARKERSBURG INDUSTRIAL PARK.	JOHNSON HEIGHTS ADDITION FROM NORTH JOHNSON STREET TO EASTVIEW DRIVE, WEMPLE STREET FROM NORTH JOHNSON ROAD TO BROOKSIDE DRIVE, PARKERSBURG INDUSTRIAL PARK		\$10,038.82	\$24,598.00	\$8,250.59	Fully Completed	IOWA ECONOMIC EMERGENCY FUND	30-Jun-10
Paton	Asphalt Street Repair.	1. South end of South Wise Street 2. South Main Street 3. 508 South Wise Street 4. 516 South Park Street 5. South end of South Park Street 6. North Main Street	\$946.21	\$1,151.29	\$5,100.00	\$0.00	Fully Completed	Road use tax fund.	29-Oct-09
Patterson	Snow removal for City streets	Patterson	\$431.19	\$524.64	\$431.19	\$431.19	Fully Completed	I-Jobs money and Road use tax	25-Feb-10
Paulina	Cemented a cul de sac on the north end of Micklely Street.	North Micklely Street in 400 block.	\$4,909.30	\$5,973.34	\$83,600.00	\$4,909.30	Fully Completed	City is funding the project with Road Use Tax Funds and I-Job Funding. \$4909.30 - I-Jobs, \$47280.50 Special Assessment and balance paid by Road Use Tax Fund.	18-Sep-09
	Plans to tear out Maple Street and replace it with a new concrete street with new curb and gutter.	North and South Maple Street		\$5,973.34	\$300,000.00	\$0.00	Not Started	G.O. Bonds and I-Jobs, COBS, special assessment	30-Jun-11
Pella	Engineering Design Services - North Main Reconstruction	North Main from Washington Street to Elm Street	\$43,279.57	\$52,659.95	\$99,500.00	\$95,939.52	Fully Completed	I-Jobs, STP and Local	30-Jun-10
Pesota	Install storm sewer and widen shoulders	8558 to 8760 Kaoo Drive	\$4,594.82	\$5,590.70	\$32,700.00	\$4,594.82	Fully Completed	Road Use Tax	15-Oct-09
	Remove and replace concrete street panels	Enterprise Drive and Kapp Drive		\$5,590.70	\$6,500.00	\$5,590.70	Fully Completed	Ijobs	25-Oct-10
Perry	Reconstruction of 20th Street including 3,700 CY of Excavation, Storm Sewer, Subgrade Preparation, Granular Subbase, 2,000 SF of P.C.C. Paving, erosion control and seeding	20th Street, Iowa Street to 790 feet North, Perry, Iowa	\$33,338.68	\$40,564.48	\$250,185.20	\$33,338.68	Fully Completed	UOBS, RI5E Grant, TIF Funds	10-May-10
	Roadway extension of Southgate Drive into commercially zoned area to allow for access to new recreational trail and future site development.	Southgate Drive, south of Highway 141		\$40,564.48	\$268,169.75	\$0.00	Less than 50% Complete	I-Jobs, Local Option Sales Tax	31-Dec-10
Persia	Installed curbing	East side of south end of first block of Second Street, located between First Avenue and Second Avenue.	\$1,311.16	\$1,595.33	\$0.00	\$0.00	Fully Completed	I-Jobs - \$1,311.16 RUTA Funds - \$284.16	16-Jun-09
	Street widening and Curb installation	3rd St. & Main		\$1,595.33	\$5,000.00	\$1,595.33	Fully Completed	Ijob-1595.33 RUTA \$208.84	15-Nov-10
Peterson	Hot Patching City Streets Single Seal-Coating Streets	East & West City Streets	\$1,410.12	\$1,715.74	\$16,000.00	\$3,125.86	Fully Completed	Road Use Tax	01-Jul-10
Pierson	man hole rehabilitation	intersection of main and front street	\$1,291.32	\$1,571.20	\$2,000.00	\$1,291.32	Fully Completed		30-Aug-09
	Man Hole Rehabilitation repair man holes and repour concrete to grade.	Lower 4th Street Second Street by 200 Main	\$1,291.32	\$1,571.20	\$1,571.20	\$1,571.20	Fully Completed	I-Jobs	30-Aug-10
Pilot Mound	Mowing roadways & Haul gravel and spread in alley's & drives sow/seed weeds in road ways.	City of Pilot Mound	\$596.42	\$725.69	\$270.00	\$270.00	Fully Completed	I-JOBS	06-Sep-10
	Purchase stop signs and posts.	City of Pilot Mound		\$725.69	\$733.18	\$596.42	Fully Completed	I-Jobs Funding	31-Dec-10
	Tractor Repair - Replace Injector Pump	Repaired at City Shop		\$725.69	\$1,281.07	\$455.69	Fully Completed	I-Jobs	21-Oct-10
Pitgah	Rock and hauling alley way.	Between Pine and Oak Street	\$1,014.36	\$1,234.21	\$1,062.00	\$1,014.36	Fully Completed	General Fund	07-Nov-09
Plandfield	Asphalt resurfacing with a single sealcoat	Planfield	\$1,913.05	\$2,327.69	\$20,000.00	\$4,240.74	Fully Completed	UOBS and City funds	02-Jun-10
	REPLACED A CULVERT IN A STREET	The exact streets to be resurfaced have not been determined yet.	\$183.43	\$236.83	\$1,054.00	\$186.43	Fully Completed	Road Use Tax Fund	02-Jun-10
Pleasant Hill	Projects to expend the IJOBS revenues have not yet been determined.	4TH AND WAREFIELD	\$30,403.58	\$36,993.23	\$0.00	\$0.00	Not Started	Unknown	08-Mar-10
	Street Maintenance	City of Pleasant Hill		\$36,993.23	\$67,396.81	\$0.00	Not Started	I-JOBS Revenue	30-Jun-12
Plymouth	Core rock out of sink hole patch area and haul away. Compact subbase and furnish and install 6" asphalt patch.	West of city hall on Main Street bridge deck.	\$1,253.59	\$1,525.30	\$2,000.00	\$1,253.59	Fully Completed	\$746.43 Road Use Funds \$1,253.59 I-Jobs Funds	16-Oct-09
	Resurface asphalt street and raise manholes	Grove Street from Main Street south to South Street		\$1,525.30	\$29,241.10	\$1,525.30	Fully Completed	I-Jobs and Road Use Tax Funds	19-Jul-10
Plymouth County	Replacement of existing wooden bridge with a concrete slab bridge	North of Section 4 Lincoln Twp on 280th St.	\$167,617.58	\$203,424.08	\$271,775.00	\$54,000.00	Less than 50% Complete	Federal I-Jobs Federal Bridge Replacement Funds	30-Jul-10
Pocahontas	-We will be using the I-Jobs funds to do road construction in fiscal year 2010. The proposed start date is tentatively May 2010.	City of Pocahontas	\$8,604.38	\$10,469.28	\$8,604.38	\$0.00	Less than 50% Complete	We will be using the I-Jobs grant along with funds from our Road Use Taxes	31-May-10
Pocahontas County	Clean out and tie separated concrete culverts. Also pressure grout voids over and around these culverts.	Various locations in County	\$98,253.31	\$118,229.68	\$75,293.30	\$18,281.30	Fully Completed	Secondary Roads Fund	02-Nov-09
	Grout rip rap at five locations and slab back two bridge approaches	Whole County		\$118,229.68	\$121,828.00	\$32,966.01	Fully Completed	Secondary Roads Fund	04-Mar-10
	Temporary employees hired to assist clearing roads of snow and ice. Also includes County equipment time at IJOBT rental rates.			\$121,828.00	\$784,000.00	\$888,904.05	Fully Completed	UOBS FUNDING AND LOCAL SECONDARY ROAD FUNDS	27-Jul-10
Folk County	HOT MIX ASPHALT RESURFACING 5.42 MILES	SE 6 & AVE/SE 124 ST AND SE 40 ST	\$177,616.27	\$211,287.78	\$784,000.00	\$888,904.05	Fully Completed		
Pomeroy	Purchase 97 Ford F-250 for allowing street corners and alleys in town	Pomeroy	\$3,101.07	\$3,773.19	\$6,000.00	\$5,285.00	Fully Completed	I-Jobs for \$285.00	14-Dec-10
Popeloy	Alliant bill for Street Lights	City of Popeloy	\$217.60	\$264.77	\$274.76	\$217.60	Fully Completed	I-Jobs & RUT money	07-Dec-09
Portsmouth	Resurfaced 2nd St. from 4th Ave. to 5th Ave.	2nd Street on North side of city limits.	\$773.72	\$941.41	\$500,000.00	\$773.72	Fully Completed	CITY FUNDS	21-Sep-09
Postville	Project is yet to be determined.	POSTVILLE	\$9,927.79	\$12,079.53	\$0.00	\$0.00	Not Started	I-Jobs	31-May-10
	Project will be improvement to West Alley	Postville Iowa		\$12,079.53	\$100,000.00	\$0.00	Not Started	I-Jobs RUT Funds and LOST Dollars	30-Sep-10
Pottawattamie County	Project Rock for various roads in Pott Co.	Various Gravel Roads in Pott Co.	\$187,947.30	\$235,054.16	\$900,000.00	\$149,261.14	Less than 50% Complete	Pottawattamie County	16-Sep-10
	Rock purchased to use on various county roads.	Various county roads.		\$235,054.16	\$125,000.00	\$121,000.00	Fully Completed	Pott county Fund 20	24-Sep-09
	Rock purchased to use on various county roads.	Various roads in the county.		\$235,054.16	\$79,000.00	\$66,947.30	Fully Completed	Pottawattamie County	30-Oct-09
Poweshiek County	Winter Operations, including labor & materials for snow & ice removal.	County-wide	\$94,967.05	\$116,570.43	\$469,496.49	\$94,967.05	Fully Completed	General Operational (Local) Funds	31-Mar-10
Prairie City	Geographic Information Systems support street condition survey and pavement analysis. Database would be created based on industry standards and city's specific requirements. Street condition Assessment and Pavement Analysis for CIP Planning	Prairie City	\$5,961.91	\$7,254.10	\$10,000.00	\$8,431.50	Fully Completed	Water and Sewer Funds	31-Dec-11
		Prairie City		\$7,254.10	\$3,000.00	\$0.00	Not Started	Road Use	15-Dec-10
Prairieburg	City street repair.	1. 306 East Main Street 2. North Maple Avenue 3. 305 West Main, 300 West Main, 513 West Main 4. Parson Street at West Avenue & Locust Avenue 5. 210 Boulder Street & West Avenue by Hakes Street 6	\$490.79	\$597.16	\$6,964.00	\$1,087.00	Fully Completed	Road Use Fund (I-JOBS Money deposited to this fund.)	26-Aug-10
Prescott	gravel for streets	Prescott Streets 7th Avenue	\$1,031.71	\$1,255.32	\$5,000.00	\$1,031.71	Fully Completed		30-Jun-09
Pringhar	Cobblestone town square reconstruction design services. To Be Determined	Rock Rapids	\$3,891.62	\$4,735.09	\$190,700.00	\$3,891.62	Less than 50% Complete	I-Jobs	12-Jul-10
Princeton	Design and plan 3 inch overlay on Lost Grove Road.	Lost Grove Road west from Highway 67	\$4,131.85	\$5,027.38	\$23,000.00	\$4,131.85	Fully Completed	RPA/MPO Recovery Act	21-Jan-10
Promise City	Repair streets following installation of sewer lines	North Center Street, Depot Street east, South Center Street.	\$431.50	\$525.02	\$3,000.00	\$0.00	Not Started	I-Jobs Funding, Road Use Taxes	31-May-11
Protrivin	For supplies and maintenance of the city streets	The streets in Protrivin	\$976.00	\$1,187.54	\$1,187.54	\$640.18	50% or More Complete	I-Jobs total of \$1187.54	31-Dec-10
	Filling of cracks on Water Street (an asphalt street)	The streets in Protrivin Water Street from Locust to Linn Streets.		\$1,187.54	\$1,106.25	\$976.00	Fully Completed	I-Jobs total of 976.00	31-May-10
Quasqueton	Single Seal and cold patch of Street	Approximately 7580 linear feet	\$2,507.06	\$3,050.44	\$4,650.00	\$2,052.00	Fully Completed	I-Jobs	06-Aug-09
	Spring repair of street	Spruce Street starting at Fourth Street and going 95' east		\$3,050.44	\$456.95	\$455.06	Fully Completed	I-Jobs and Road Use Funds	11-Jun-10
	Form and pour concrete pads in front of city maintenance buildings.	Dubuque and Walnut Streets		\$3,050.44	\$3,050.44	\$0.00	Not Started	UOBS AND RUT	29-Jul-11
Quimby	Purchase a new furnace for city garage building	103 West 1st Avenue, Quimby, IA	\$1,346.07	\$1,637.81	\$1,637.81	\$1,637.81	Fully Completed	I-JOBS and Road Use Tax Funds	21-Jun-10
		city garage building at 103 W 1st Ave.		\$1,637.81	\$3,147.00	\$1,346.07	Fully Completed	I-JOBS and Road Use Tax Funds	23-Sep-09

Raddiffe	Repair on Iabella Street	Raddiffe, IA		\$2,651.20	\$3,225.81	\$52,787.00	\$2,651.20	Fully Completed	Road Use tax money and I-jobs road funding	01-Oct-09
	Repair on Minnie Street	Minnie Street			\$3,225.81	\$49,997.25	\$3,225.81	Fully Completed	Road Use Money and I-Jobs Road Funding	04-Aug-10
Rake	Excavate frost bite areas. Furnish and place subgrade fabric, rock and asphalt. 1054 additional sq. ft. Total sq. ft. 12,875 - Material and Labor	Block west of Main 1st Street SW 4800 sq ft Florence Street West End 1465 sq ft 1st Street SE 5200 sq ft 2nd Street NE 400 sq ft 2nd Street NE 2400 sq ft 2nd Street NE 4080 sq ft	\$612.04	\$744.70	\$36,213.00	\$1,356.74	Fully Completed		State Savings Bank, Take IA 50465 1-641-566-3321	13-Jul-10
Ralston	not determined at this time	1 block each Oak St. N 2nd Street, Bank Street City of Randall	\$105.59	\$128.48	\$283.89	\$234.07	Fully Completed		UOBS AND RUT FUNDING	01-Aug-10
Randalla	resurface and repair asphalt road	SE corner of Main and First Street	\$191.32	\$232.79	\$0.00	\$0.00	Not Started		federal I jobs	28-Apr-10
Randall	General repair of city streets after winter	Elm St.	\$364.91	\$444.00	\$1,500.00	\$364.91	Fully Completed		UOBS	31-May-11 14-Aug-09
Rathbun	Replaced culvert for proper drainage of street ditch	Within Corp. limits of Readlyn	\$296.75	\$322.59	\$300.00	\$265.13	Fully Completed		Ijobs	20-Aug-09
Readlyn	Crack fill City Streets - repairs to City Streets	Readlyn, Iowa	\$1,433.01	\$4,177.08	\$6,997.40	\$4,177.08	Fully Completed		Ijobs Road Use Tax	12-Aug-10
	Crack filling city streets within city limits of Readlyn, Iowa.	Readlyn, Iowa		\$6,691.44		\$3,433.01	Fully Completed		UOBS Funding and Road Use Tax money.	04-Sep-09
	3" asphalt patching and repairs on misc. streets as needed	3rd Street, East Street, West Street as needed	\$393.74	\$479.08	\$25,000.00	\$0.00	Not Started		Road Use fund.	27-Jun-11
Reasnor	3" asphalt patching on misc. streets as needed.	3 patches on Main Street 1 patch on West St. Light surface patching	\$393.74	\$479.08	\$7,260.00	\$393.74	Fully Completed		Road Use Tax Fund	27-Aug-09
Red Oak	Highland/Coolbaugh Bridge and railing	intersection of Highland and Coolbaugh streets	\$27,066.65	\$32,933.06	\$17,600.00	\$17,600.00	50% or More Complete		have not finalized out the railing part of the project - DOT project and city funds. State of Ia	01-May-10
Redding	Rise up and replace gravel on Fourth Street to get rid of pot holes	Redding Ia	\$267.04	\$324.92	\$1,200.00	\$0.00	Less than 50% Complete		street monies	31-Dec-09
Redfield	Street repairs to River to River Rd.	City of Redfield	\$1,638.30	\$4,426.86	\$0.00	\$0.00	Not Started		I-jobs money and RUT	19-Oct-10
Reinbeck	Reline manholes and replace one flush pot with manhole	500 block of Pine Street Highway 175 Reinbeck, Iowa	\$7,447.85	\$9,305.44	\$8,800.00	\$7,447.85	Fully Completed		Road Use Tax	29-Oct-09
	Repair curb and gutter along highway 175	within city limits	\$795.89	\$968.38	\$0.00	\$0.00	<not selected>			30-Jun-10
Rembrandt	to be determined not yet started	The City of Remsen's UOBS allocation will more than likely be used to either overlay a portion of the street or repair street cracks.	\$7,695.89	\$9,363.89	\$20,000.00	\$0.00	Not Started		Road Use Tax Fund	01-Sep-10
Remsen	City of Remsen	Various Streets in Remsen, Iowa	\$1,078.80	\$1,312.61	\$19,884.00	\$1,078.80	Fully Completed		RUT Funds	18-Sep-09
Remick	Asphalt Hot Mix Leveler and Single Seal Coat	North end of Newton Street	\$925.85	\$1,126.52	\$853.23	\$853.23	Fully Completed		Ijob money	20-Oct-09
Rhodes	Repair area in road at the north end of Newton Street	On Maple, Main and of Cherry Lane	\$1,126.52	\$1,126.52	\$4,189.00	\$1,199.14	Fully Completed		RUT and I-jobs	13-Oct-10
Riceville	Repaired streets on Maple and Main Street and Dead end off of Cherry Lane and West end of Cherry Lane	9th Street	\$3,668.87	\$4,464.06	\$6,500.00	\$3,668.87	Fully Completed		street reserves/Ijobs funds	01-Dec-09
Riceville	make repairs to Ninth Street	to be determined	\$2,563.84	\$3,119.53	\$0.00	\$0.00	Not Started		I-jobs money	26-Feb-10
Richland	to be determined	to be determined	\$2,563.84	\$3,119.53	\$0.00	\$0.00	Not Started		I-jobs Money	17-Nov-09
	To be determined at later date	2.86 lane miles consisting of St. Joseph's Drive, Diagonal Street, James Road, Five Points Road, South Mound Road and Hilltop Court.	\$747.93	\$910.04	\$2,575.92	\$747.93	Fully Completed		Road Use Tax Fund	05-Mar-10
Ricketts	Snow Removal Services contracted through Dubuque County Highway Department.	Oak Street	\$400.00	\$486.70	\$484.00	\$400.00	Fully Completed		\$400.00 I-jobs Fund 84.00 Roaduse Fund	09-Jul-09
Ricketts	17.25 Tons of Rock, Catloader to spread rock, packed with roller OK Construction inc. did the work		\$400.00	\$486.70	\$484.00	\$400.00	Fully Completed			09-Jul-09
Ringold County	There are four bridges that we have decided to replace with CMP. The funds are being used to buy pipe, aggregate and labor and equipment cost.	Pipe #1 250th St between 310th Ave and P-68. Pipe #2 310th St is just west of the intersection of 300th Ave. Pipe #3 on 260th St is between 270th Ave and 280th Ave. Pipe #4 is on 140th St between 1	\$82,361.90	\$101,011.09	\$90,000.00	\$82,361.90	50% or More Complete		Road Use Tax Fund	10-May-10
	2009 Street Construction consists generally of 1526 ton of HMA Paving with 2160 lineal feet of 6" X 30" P.C. Concrete Curb & Gutter, 372 ton Class "C" Gravel driveway removal & replacement, seeding & fertilizing.	N. Railroad Street, Walnut Street and E Maple Street from N. Railroad Street to Beech Street	\$1,632.27	\$1,986.05	\$220,000.00	\$1,632.27	Fully Completed		Emmet County State Bank Loan And Road Use Taxes and I-jobs	10-May-10
	2009 Street Construction consists generally of 1526 ton of HMA Paving with 2160 lineal feet of 6" X 30" P.C. Concrete Curb & Gutter, 372 ton Class "C" Gravel, driveway removal & replacement, seeding & fertilizing.	N. Railroad Street, Walnut Street and E Maple Street from N. Railroad Street to Beech Street	\$1,632.27	\$1,986.05	\$215,000.00	\$0.00	Fully Completed		Emmet County State Bank Loan And Road Use Taxes And I-jobs	10-May-10
	2011 Street Construction consists generally of HMA Paving with P.C. Concrete Curb & Gutter on E. Maple Street and Larch Street	E. Maple Street from Heritage Street to S. 150th Avenue Larch Street from Heritage Street to E. Maple Street	\$1,986.05	\$1,986.05	\$0.00	\$0.00	Less than 50% Complete		I-jobs, Road Use Taxes, Interfund Loan, Emmet County State Bank Loan	30-Oct-11
Riverdale	To Be Determined at a later date	Maple Street	\$2,852.11	\$3,470.27	\$2,852.11	\$0.00	Not Started		To be determined at a later date	29-Jun-10
Robins	Seal Coat existing Robins' streets.	In the Robins City Limits	\$10,635.36	\$12,940.46	\$10,000.00	\$0.00	Not Started		I-jobs	07-Jun-10
Rock Falls	new Street Signs and poles were installed to replace worn and broken signs and posts	Rock Falls	\$362.75	\$441.38	\$581.15	\$362.75	Fully Completed		Ijobs and the city of rock falls road use tax money	10-Mar-10
Rock Falls	repair roof on shelter house in city park...installing metal roofing and closing the north end of the shelter house to eliminate children crawling on top of the roof	City park Rock Falls, Iowa	\$362.75	\$441.38	\$798.85	\$0.00	Not Started		City of Rock Falls park fund	31-Oct-10
Rock Rapids	Reconstruct 10 blocks of PCC concrete street in residential areas of the City.	Sections of Dickinson Street, Randall Street, Bradley Street, 4th Avenue, 5th Avenue, and 6th Avenue, all located west of Union Street.	\$11,238.10	\$13,673.84	\$2,362,008.50	\$11,238.10	Fully Completed		G.O. Bonds; I-jobs	31-Aug-09
	Seal Coat 30 blocks of asphalt street.	Streets located South of 6th Avenue, North of 12th Avenue, East of Union Street, West of Tama Street.	\$13,673.84	\$13,673.84	\$52,608.05	\$0.00	Fully Completed		General Obligation Bonds, Ijobs	10-Sep-10
Rock Valley	Replace broken concrete on 16th Street, 15th Street, 10th Street, Riverview Drive, and 18th Avenue.	16th Street, 15th Street, 10th Street, Riverview Drive, and 18th Avenue.	\$11,801.53	\$14,359.39	\$15,000.00	\$8,000.00	50% or More Complete			29-Oct-09
Rockford	Insulating and repair of maintenance facility used for maintenance and storing of street equipment.	403 2nd Ave. N.E.	\$3,961.51	\$4,820.12	\$4,930.41	\$3,961.51	Fully Completed		I-Job Funding	01-Apr-10
Rockwell	Repairs on Oak Street North and Main Street East	Oak Street North and Main Street East	\$4,311.66	\$5,255.90	\$59,958.15	\$4,311.66	Fully Completed		Road Use Tax Local Option I-jobs funds	15-Oct-09
Rockwell City	Mill Out area 245' X 20' to install 3" of asphalt	6th Street - Court to Richmond	\$9,713.77	\$11,819.13	\$10,200.00	\$9,713.77	Fully Completed		Road Use Tax Fund	25-Jun-10
	To be determined	To be determined	\$15,759.39	\$19,819.13	\$0.00	\$0.00	Not Started		To be determined	01-Dec-09
Rodney	Seal coating of city streets and pothole filling	Main Street	\$159.79	\$194.42	\$5,000.00	\$0.00	Not Started		State of Iowa	29-Jul-10
	Crack sealing	Several street in town w/in the city limits of Roland	\$7,036.21	\$7,036.21	\$4,960.00	\$4,960.00	Fully Completed		Ijobs revenue	06-Jul-09
Roland	Not determined yet	Main & Locust Street	\$5,782.84	\$7,036.21	\$0.00	\$0.00	Not Started		I-jobs	30-Jun-11
	Storm sewer intake repairs	City of Rolfe	\$2,948.20	\$3,587.19	\$29,457.93	\$4,457.93	Fully Completed		Ijobs and rut funds	17-Nov-09
Rolle	Used to sealcoat a section of city street. We used the remaining money to purchase new street signs for the City of Rolfe	The whole town	\$2,948.20	\$3,587.19	\$2,100.00	\$2,077.46	50% or More Complete		IJOBS Street Funding Ijobs street money	31-Aug-10 30-Jun-11
Rome	alley in need of scouring and resurfacing	Broadway and Fairchild, 3rd and 4th streets	\$336.03	\$408.86	\$1,370.42	\$336.03	Fully Completed		I-JOBS and road use funds	30-Aug-09
Rose Hill	cold patch in pot holes in streets	various streets in Rose Hill	\$723.44	\$880.24	\$400.00	\$23.44	Less than 50% Complete		Roads, Bridges, Sidewalks Street Repairs	30-Nov-09
	curb work and roadway repairs, road washing out	Corner of Jackson and Washington Street	\$723.44	\$880.24	\$700.00	\$700.00	Fully Completed		Roads, Bridges, Sidewalks Street Repairs	09-Sep-09
Rowley	Double Seal Coat Rainbow St	Rainbow Ave between Rowley St and Ely St	\$906.97	\$1,103.55	\$2,115.00	\$2,010.52	Fully Completed		State Money for Roads	30-Sep-10
Ruud	1995 Intnl 4700 truck 6cyl 4spd AT Tearing up and replacing concrete on street.	City of Ruud	\$1,335.25	\$1,624.65	\$15,500.00	\$1,335.25	Fully Completed		I-jobs and Road Use Tax	12-Aug-09
	Repair Sidewalk	Between Brown St and Hancock St	\$1,537.43	\$1,870.65	\$2,295.00	\$1,624.65	Fully Completed		IJOBS & Road use tax	20-Nov-10
Runnells	The plan is to continue repairing the city sidewalks and public areas.	Brown St and W. McKinney area.	\$1,537.43	\$1,870.65	\$1,250.00	\$1,250.00	Fully Completed			15-Aug-09
Russell	Repair streets, seal coating.	City of Russell	\$2,441.55	\$2,970.72	\$167,010.00	\$2,441.55	Fully Completed		I-jobs, FEMA Funds	19-Jul-10
Ruthven	Installing 200 foot of 8 inch Storm Sewer and installing 100 foot of 6 inch storm sewer	Rolling Street from Gowrie Street to Ruthven Street and 1300 Block of Ruthven Street	\$3,341.29	\$4,065.48	\$8,040.00	\$7,406.77	Fully Completed		Road Use Tax	01-Aug-10
Rvan	The city will be using the funds towards repair and maintenance of streets.	To be determined	\$1,417.12	\$1,724.26	\$0.00	\$0.00	Not Started		To be determined	01-Jul-10
Sabula	Emergency Watershed Protection Program. The contractor shaped the existing slope as shown in the plans, placed geotextile fabric, and installed the rip-rap material. This work was completed to prevent future natural disasters that caused flooding events	Section 29, Union Township, Jackson County, South Avenue, Sabula, IA.	\$2,926.36	\$3,560.62	\$66,342.00	\$2,926.36	Fully Completed			30-Jun-09
	This project includes 3 phases: 1. Sanitary Sewer Lining 2. Sanitary Sewer Line Improvements 3. Wastewater Treatment Plant improvements	Phase 1 - South 13th Street through South 11th Street and Chautauque Park Line. Phase 2 - East/West between South 5th Street and South 13th Street. Phase 3 - Repair Main Pump Station, Retro-Fit WWTp.	\$10,342.72	\$12,584.40	\$7,400,000.00	\$0.00	Less than 50% Complete		CDBG, ARRA, & Revenues	31-Dec-11
Sac City	2010 Cat 140M all wheel drive motorgrader	Sac City	\$97,958.56	\$121,367.13	\$263,000.00	\$121,367.13	Fully Completed		RUTF	26-Oct-10
Sac County	PCC patching on various paved county roads	on county roads M27, M41, M55, M68, N14, and O46.	\$97,958.56	\$121,367.13	\$282,351.44	\$97,958.56	Fully Completed		Secondary Road Fund	30-Oct-09
Sageville	Fill in cracks and minor repairs of entire street.	Leiter Lane	\$404.58	\$492.27	\$3,932.00	\$404.58	Fully Completed		Road use tax for anything above UOBS amount. ROAD USE FUNDS WILL SUBSIDIZE FUNDING FROM THE I-JOB ROAD FUNDING UOBS funds, RUT funds, UOBS funding	28-May-10
Saint Ansgar	3 INCH ASPHALT PATCH W/2 INCH ASPHALT OVERLAY	EAST 5TH STREET FROM SOUTH SUMMER STREET TO EAST DEAD END	\$4,503.10	\$5,479.10	\$19,489.26	\$9,982.20	Fully Completed			10-Jun-10
Saint Anthony	Replacement of culvert under city street (Howard) due to deterioration.	Howard St. St Anthony, IA	\$237.27	\$288.70	\$2,548.57	\$237.27	Fully Completed			01-Oct-10
Saint Charles	15' cement storm drain to keep water from backing up and causing further damage to street	north and south under W. Carpenter Street	\$2,703.61	\$3,289.59	\$10,000.00	\$0.00	Less than 50% Complete		I-jobs	30-Jun-10
	Removing a storm sewer drain under the street that has caused damage to the street requiring repair.	corner of Market on Lumber to Vine street	\$2,703.61	\$3,289.59	\$7,000.00	\$1,860.84	Fully Completed		I-jobs	30-Nov-09
Saint Lucas	To Be Determined	To Be Determined	\$339.62	\$413.24	\$0.00	\$0.00	Not Started		To Be Determined	01-Dec-10

Saint Marys	Road Re-surfacing	Iowa Street, Main Street, St James Street, St Johns Street	\$406.71	\$494.86	\$33,000.00	\$0.00	Not Started	Road Use Tax, I-Jobs Funds	31-Aug-10
Saint Olaf	An access driveway was built at the St. Olaf Wastewater facility.	111 North Main Street	\$164.56	\$200.22	\$300.00	\$164.56	Fully Completed	I-Jobs Funds = \$ 164.56	25-May-10
Saint Paul	No orlect plans at this time	City of St. Paul	\$124.64	\$151.65	\$0.00	\$0.00	Not Started	RUT Funds/I-Jobs Funds	01-Jan-11
Salix	Repair and replace 10'x20' area at water curb stop area in front of fire station. Removed old paving, installed tie bars and steel mat, re-paved with 8" portland concrete cement pavement.	315 Tipton Street	\$1,242.76	\$1,512.11	\$2,496.00	\$1,242.76	Fully Completed		02-Aug-09
Sanborn	Asphalt resurfacing & seal coating	Sibley Street - between 1st & 4th & between 4th & 7th Street, Carroll Street - between 1st & 7th Street, East 2nd - east from Carroll, 4th Street - between Franklin & Main, 5th Street - between St	\$5,909.50	\$7,190.32	\$31,748.00	\$5,909.50	Fully Completed		21-Aug-09
Schaller	The Council chose to purchase a John Deere riding mower with these funds. The Council chose to purchase a new SS Sander/Spreader for use on street sanding. The Council has not decided on a specific project for these funds yet. Hopefully they will make a decision when discussing the next budget. They may make a decision at the January meeting.	Unidentified Within the City limits Unidentified on specific project	\$3,402.44	\$4,139.88 \$4,139.88 \$4,139.88	\$3,700.00 \$4,950.00 \$0.00	\$3,402.44 \$4,139.88 \$0.00	Fully Completed Fully Completed Not Started	UOBs funds and funds from the water and sewer utility accounts. UOBs Funds We hope to expend only funds from the UOBs for whatever project the Council decides on.	30-Jun-10 31-Dec-10 28-Apr-10
Schweg	Patching of asphalt streets. Street repairs to improve cross street water drainage at several intersections.	Various streets throughout the City. Glad & 3rd Street, Glad & 4th Street, Glad & 5th Street, Fir & 4th Street and Fir & 5th Street. On Sargentown Road from Y52 east to Hillandale	\$3,638.30	\$4,426.86 \$4,426.86	\$3,638.30 \$27,372.00	\$3,908.06 \$6,157.10	Fully Completed Fully Completed	I-Jobs, Street Funds	20-May-10 20-Oct-10
Scott County	HMA Surfacing in Scott County, Iowa. HMA Surfacing On 257th Ave	On 257th Ave and 200th St South of Territorial Road	\$109,683.99	\$130,903.69	\$353,778.93	\$61,721.22	Fully Completed	Secondary Road Fund	08-Oct-10
Scranton	ROAD/CONCRETE REPAIRS. SEVERAL LOCATIONS FROM WHERE STREETS WERE TORN UP FOR WATER MAIN REPAIRS AND FIRE HYDRANT REPLACEMENTS. ROAD/CONCRETE REPAIRS. SEVERAL LOCATIONS FROM WHERE STREETS WERE TORN UP FOR WATER MAIN REPAIRS AND FIRE HYDRANT REPLACEMENTS. ROAD/CONCRETE REPAIRS. SEVERAL LOCATIONS FROM WHERE STREETS WERE TORN UP FOR WATER MAIN REPAIRS AND FIRE HYDRANT REPLACEMENTS.	UNDETERMINED. UNDETERMINED. UNDETERMINED. SEVERAL LOCATIONS.	\$2,638.09	\$3,209.87	\$0.00 \$2,638.09 \$5,847.96	\$0.00 \$0.00 \$0.00	Not Started Not Started Not Started	UOBs and RUT Funds UOBs and RUT funds	01-Aug-10 01-Aug-10 01-Aug-10
Seansboro	Remove buckling asphalt and resurface and repair a portion of a street	High Street by the church	\$676.99	\$823.73	\$1,000.00	\$0.00	Not Started	I-Jobs	01-Sep-10
Seansboro	Repair a major hole in the road and resurface the road	Railroad Street between 2nd and 3rd St	\$676.99	\$823.73	\$600.00	\$570.88	Fully Completed	I-Jobs	15-Oct-09
Sergeant Bluff	Design work completed. No construction work done yet.	Residential subdivision	\$14,505.14	\$17,744.63	\$147,535.28	\$3,976.77	Fully Completed	UOBs & possibly Road Use Tax	30-Oct-10
Seymour	Filling potholes with premix Filling potholes with premix	Main Street, both East and West Winston Street Markins Street East Lee Street North Park Main Street, both East and West Winston Street Markins Street East Lee Street North Park	\$3,537.84	\$4,304.63 \$4,304.63	\$4,000.00 \$8,500.00	\$5,470.74 \$5,470.74	50% or More Complete 50% or More Complete	Road Use Tax Road Use Tax	31-Dec-10 31-Dec-10
Shambaugh	Seal Coat and cover with rock to repair and service street	Will be on numerous streets in Town to repair the damaged areas.	\$810.42	\$986.07	\$10,000.00	\$1,796.49	Fully Completed	Road Use Tax Fund Property Tax Fund Local Option Tax Fund	01-Oct-10
Shannon City	Grading and graveling streets.	Streets throughout City	\$206.82	\$251.66	\$2,153.97	\$458.48	Fully Completed	Road Use Tax	12-Aug-10
Sharpburg	GRAVEL PATCH FOR ROADS. PATCH TO REPAIR NUMEROUS POT HOLES THROUGHOUT THE CITY 4" asphalt mat(2411) 1 1/2" asphalt overlay(4707).2" asphalt patch(2407)	CITY STREETS SHARPSBURG IA North 5th street intersection of 2nd St and Gilman St First street.	\$274.90 \$334.49 \$492.35	\$334.49 \$334.49 \$492.35	\$0.00 \$0.00 \$49,003.91	\$0.00 \$0.00 \$9,004.30	Not Started Not Started Fully Completed	I-JOB/ROAD USE FUNDS I-JOB/ROAD USE FUNDS I-JOBs fund local option monies, road use monies	04-Mar-11 18-Aug-09 31-Aug-10
Sheffield	at this time the city of sheffield has not determined the project for the i-jobs funding monies	at this time the city of sheffield has not determined the location of the project for the i-jobs funding monies	\$4,061.96	\$4,942.35	\$9,004.31	\$0.00	Fully Completed	I-Jobs funding monies	23-Sep-09
Shelby	The money will be used for maintenance of city streets. Crack sealing.	City of Shelby	\$3,039.92	\$3,698.79	\$5,000.00	\$3,039.92	Fully Completed	Road Use Tax	26-May-10
Shelby County	Replace existing bridge on existing roadway	Section 32, Township 7R, range 37, 200th St. over Indian Creek	\$101,557.42	\$121,251.14	\$101,558.00	\$3,640.00	50% or More Complete	I-JOBs Funding	15-May-11
Sheldahl	Place 2 new storm water drainage valves	205 Jefferson 310 Willow	\$995.55	\$1,211.81	\$900.00	\$0.00	Not Started	I-Jobs	19-Feb-10
Sheldon	Asphalt overlay	7th Avenue from 7th Street to 9th Street. 6th Avenue from 9th Street to 11th Street. Jackson Street, Pearl Street, and Prospect Street	\$21,462.89	\$26,114.75 \$26,114.75	\$102,073.28	\$31,462.89	Fully Completed	RUT Improvement Fund	09-Oct-09
Shel Rock	Patching of asphalt streets		\$5,669.28	\$6,898.03	\$13,518.75	\$5,669.28	Fully Completed	I-Jobs funding and Road Use Tax Funds.	21-Oct-09
Shellsburg	Monies not spent. Intersection of 5 Center Street and Nishna Road. The South storm sewer inlet box was rebuilt. Finished patching with concrete and also did 30' L.F. of mono curb. This was completed on 8/20/10. \$11,450.00	Monies not spent Variety of other locations yet to be determined.	\$4,096.91	\$4,984.87	\$0.00 \$29,473.42	\$0.00 \$22,820.00	Not Started Fully Completed	UOBs Dollars UOBs, Road Use	09-Mar-10 30-Jun-11
Shenandoah	It is yet to be determined how the remaining funds of \$12,813.28 for FY10 will be spent as well as those received for FY11.	Unknown	\$24,223.28	\$29,473.42	\$42,286.70	\$0.00	Not Started	Remaining UOBs funds received for FY10 - \$12,813.28 and funds received for FY11 - \$29,473.42	15-Jun-12
Shuerville	Project yet to be determined. To be determined	City of Shuerville City of Shuerville	\$422.40	\$513.95 \$513.95	\$0.00 \$0.00	\$0.00 \$0.00	Not Started Not Started	I-Jobs funds I-Jobs money	31-Dec-10 30-Dec-10
Sibley	Egret Drive Extension in the Industrial Park New Construction Concrete Road Extension Curb Island at West Elm Street and North Stuart Street Intersection	City of Sibley Industrial Park 4th Street NE past 15th Avenue NE West Elm Street and North Stuart Street	\$12,212.10	\$14,858.94 \$14,858.94	\$167,627.08 \$23,171.70	\$14,858.94 \$12,212.10	50% or More Complete Fully Completed	I-Jobs funding, Industrial Site Fund Balance Lot Sales	08-Oct-10 30-Sep-09
Sigourney	Reconstructing Intersection of East Street and East Pleasant Valley Street Reconstructing Intersection of South Street and Highway 149 (East Side) Repair intake on East Washington Street Repair two intakes on East Pleasant Valley Street Street Paving and Repair Storm Sewer intake at Intersection of Elm Street and Stone Street	Intersection of East Street and East Pleasant Valley Intersection South Street and Highway 149 East Washington Street East Pleasant Valley Street Intersection of Elm Street and Stone Street	\$9,648.26	\$11,739.41 \$11,739.41 \$11,739.41 \$11,739.41 \$11,739.41	\$4,117.11 \$4,117.11 \$884.57 \$5,774.00 \$0.00	\$4,082.54 \$850.00 \$5,774.00 \$0.00	Fully Completed Fully Completed Fully Completed Fully Completed Fully Completed	I-Jobs I-Jobs I-Jobs I-Jobs	30-Sep-10 30-Sep-10 30-Sep-10 30-Sep-10 30-Sep-10
Sioux Center	Street widening, curb and gutter	7th St NW, Sioux Center Iowa	\$27,634.46	\$33,623.93	\$690,000.00	\$61,258.39	50% or More Complete	part DOT grant, part assessments, part road use tax	31-Dec-10
Sioux City	Maintenance on the paved streets within the city limits of Sioux City, Iowa Crack filling on 840 and 814 Full Depth PCC Patching on 305th Street Full PCC Depth Patching on K 52	Through-out Sioux City Crackfilling on 840 from L-22 east 3 miles to L-26 and on 814 from L-22 east 3 miles and west 3/4 miles to west edge of Matlock On 305th Street Near Rock Valley, Iowa On K52 from Ia Hwy 18 south to B-30	\$371,311.53	\$453,789.35	\$4,099,840.99	\$371,311.53	Less than 50% Complete Fully Completed Fully Completed Fully Completed		22-Sep-09 05-Nov-10 16-Sep-10 12-Oct-10
Sioux County	PCC Full Depth Patching on K52 and B58 Slurry leveling at various locations in Sioux County Stripping for gravel at Fairview (Van Wouderberg PI)	On K52 (Hickory Avenue) from Hwy 18 south 5.0 miles to 370th Street and on B58/70th Street from Hwy 75 east 0.5 mile Various locations Settlers Township, Sec 15, Sioux County, Iowa	\$156,742.25	\$192,710.64 \$192,710.64 \$192,710.64	\$6,655.55 \$106,997.51	\$13,309.10 \$106,997.51	Fully Completed Fully Completed Fully Completed	Secondary Road Fund Secondary Road Fund Secondary Road Fund	16-Sep-10 06-Aug-09
Sioux Rapids	120-15 tons of hot asphalt patch furnished and installed on various streets in the city of Sioux Rapids Hot asphalt patch will be furnished and installed on Blake Street in the city of Sioux Rapids.	From Blake to Main, 2nd St. from Thomas to Elm; 4th St. from Thomas to Hillside; 6th St. from Thomas to Evans Blake Street	\$3,144.75	\$3,826.34	\$15,018.75	\$3,144.75	Fully Completed		13-Jul-09
Slater	Repair of deteriorating streets within the city. 47 tons of street salt 84" Bucket Sweeper and Gutter Brush for Bobcat 5650	To be determined Slolan, Iowa Slolan Iowa	\$5,704.22	\$6,940.55 \$5,484.42 \$5,484.42	\$12,644.77 \$4,507.47 \$3,993.00	\$3,050.00 \$4,507.47 \$3,993.00	Less than 50% Complete Fully Completed Fully Completed	UOBs Funds and RUT Road Use Tax Fund Road Use Tax Fund	30-Jun-12 16-Dec-09 15-Nov-10
Sloan	Repaint the outline stripes on the streets Returns to street sweeper Sand to mix with salt for using on streets in winter	Slolan Iowa Slolan Iowa Slolan Iowa	\$4,507.47	\$5,484.42 \$5,484.42 \$5,484.42	\$762.00 \$507.00 \$235.60	\$762.00 \$507.00 \$235.60	Fully Completed Fully Completed Fully Completed	Road Use Tax Fund Road Use Tax Fund Road Use Tax Fund	20-Jul-10 20-Dec-10 15-Nov-10
Smithland	To be determined at a later date	To be determined	\$808.08	\$980.79	\$0.00	\$0.00	Not Started	Road Use Tax Fund	30-Oct-09
Soldier	Minor street improvements.	City of Soldier	\$904.11	\$1,100.07	\$0.00	\$0.00	Not Started	I-JOBs Funds	30-Jun-11
Somers	repair and replace street signs by the Traffic Sign Store.com road repair	entire city somers	\$476.68	\$580.00	\$2,072.00 \$0.00	\$1,056.68 \$0.00	Fully Completed Not Started	Road Use Taxes and I-Jobs Funds rut funds	31-Dec-10 01-Sep-10
Spencer	Reconstruction of West 11th Street from Grand to 11th Av West	Spencer Iowa	\$49,429.29	\$60,142.57	\$782,639.00	\$109,571.00	Fully Completed	Special Assessments Street Improvement Reserve	01-Sep-10
Spirit Lake	Reconstruction of 11th St. from Fargo Ave. to East Lake Okoboji.	Spirit Lake, Iowa	\$18,667.56	\$22,713.56	\$75,302.00	\$18,667.00	Fully Completed	Other city funds	08-Jun-10
Springbrook	Patching of black top after watermain break 6th Avenue base repair using 2" rock & double seal coat.	South Main Street city limits	\$377.77	\$476.16	\$2,974.00 \$5,797.96	\$377.77 \$476.16	Fully Completed Fully Completed	road use funds and I-Jobs funds	18-Aug-09 31-Oct-10
Springville	Approximately 65'x27' City Street Maintenance	Stacyville	\$4,765.16	\$1,953.53	\$0.00	\$0.00	Not Started	RUT, UOBs	31-Jul-09
Stacyville	Industrial Park cement road	Industrial Drive and Enterprise Drive	\$1,605.54	\$1,953.53	\$635,748.00	\$1,605.54	Fully Completed	Bonds, RUT, RISe, UOBs	29-Oct-09

Stanhope	Asphalt Resurfacing, 2', 5', 7'	Patching: Park Street, Asphalt Resurfacing: Taylor Street from Parker to Bell, Hamilton Street from Parker to Bell, Bell Street from Hamilton to Taylor, Bell Street from Taylor to Railway	\$2,131.44	\$2,593.41	\$51,874.00	\$2,131.44	Fully Completed		29-Jul-09
Stanton	Repaired intersection of Holland Ave and Thorn Street.	Holland Ave and Thorn Street	\$3,118.54	\$3,794.45	\$29,044.00	\$3,794.45	Fully Completed	Property Tax dollars allocated to Roadway Maintenance & funds from water project located under the intersection	29-Oct-10
	Shape ditches and pull in slopes of road, then apply new rock.	200 Block of Prospect Street		\$3,794.45	\$3,974.49	\$3,118.54	Fully Completed		15-Jul-09
Stamwood	replace culvert under street	near city park	\$2,970.04	\$3,613.76	\$2,875.26	\$3,749.52	Fully Completed	I-Jobs and RUT funds	20-Sep-10
Steamboat Rock	Repair/replace curb sections.	W Main Street	\$9,892.03	\$2,169.07	\$1,750.00	\$1,750.00	Fully Completed	I-Jobs	14-Aug-09
	2" asphalt overlay	South River Road	\$914.97	\$1,113.28	\$15,052.80	\$0.00	Not Started		30-Sep-09
Storm Lake	The money will be used for asphalt crushing. We save the asphalt from our street projects and then crush it. The crushings are used in the city's alleys.	Throughout the City of Storm Lake	\$44,035.18	\$53,579.34	\$0.00	\$0.00	Not Started	Road Use Tax funds	30-Jun-11
	The money will be used for asphalt crushing. We save the asphalt from our street projects and then crush it. The crushings are used in the city's alleys.	Throughout the City of Storm Lake		\$53,579.34	\$0.00	\$0.00	Not Started	Road Use Tax funds	30-Jun-11
Stony City	Crack sealant of streets in Stony City	Stony City	\$14,098.94	\$17,154.74	\$36,208.00	\$0.00	Fully Completed	UOBs and Road Use	29-Oct-09
	Purchase of bituminous material (MC-800) used in the maintenance of streets	City streets		\$17,154.74	\$16,222.00	\$16,222.00	Fully Completed	UOBs	16-Sep-10
Stony County	Reconstruct the intersection of Park and Linn	Park & Linn		\$17,154.74	\$22,275.00	\$14,098.94	Fully Completed	UOBs and Road Use	29-Oct-09
	Asphalt overlay on 2.25 miles of Hwy 527.	On Hwy 527 from north city limits of Maxwell north 2.25 miles.	\$114,759.79	\$142,161.56	\$613,674.66	\$142,161.56	Fully Completed	Local Secondary Roads funds plus I-Jobs	27-Aug-10
Stratford	HMA Overlay one mile on Dayton Ave.	North Dayton Ave. in Section 18, T84N, R23W		\$142,161.56	\$216,635.90	\$114,759.79	Fully Completed	Local funds and I-Jobs funding.	16-Oct-09
	Remove street patch due to water main work and replace with like material. First Quote High; Second quote approved at \$3502.00. Project completed.	South intersection at Hwy 175 and Willow Street.	\$3,258.31	\$3,964.51	\$7,100.00	\$0.00	Not Started	I-Jobs Road Funding of \$3526.31 and city road use funds of \$243.69.	11-Nov-09
Strawberry Point	Repairing intakes in roadways	Various locations in the City		\$7,365.70	\$2,195.56	\$4,391.12	Fully Completed	I-Jobs	30-Jun-11
	Replace sewer inlet and repair the road at the intersection of W. Spring and Westwood Dr.	W. Spring and Westwood Dr.	\$6,053.64	\$7,365.70	\$38,141.00	\$6,053.64	Fully Completed	City Funds	02-Dec-09
Struble	The City of Strawberry Point will be replacing manholes that are in poor condition.	The exact location of the manholes to be replaced have not been determined as of this date.		\$7,365.70	\$6,500.00	\$0.00	Not Started	We will be using RUT funds for this project instead of I-Jobs money.	31-May-10
	Maintain and re-gravel streets and alleys	City of Struble	\$254.38	\$309.51	\$900.00	\$280.41	Less than 50% Complete	I-Jobs funds and Road Use Tax funds.	31-Aug-10
Stuart	seal coat project	N. Gates street/ N. Main street/ N. Fremont/ NW 2ND STREET/ NE 3rd street/ NE 4th street	\$7,477.51	\$9,098.18	\$40,000.00	\$7,477.51	Fully Completed		12-Aug-09
Sully	No project has been determined at this time	To be determined	\$3,948.40	\$4,804.18	\$0.00	\$0.00	Not Started	None	30-Jun-10
Summer	Repairs to the South Walnut Street Bridge include Class A repairs and replace with HPC Concrete in accordance with the Bridge Inspection Report of 2008.	South Walnut St., Summer Ia	\$9,198.38	\$11,192.03	\$16,332.00	\$9,198.38	Fully Completed	I-JOBs Road Funding	01-Oct-09
	Repairs to the street and shoulder of N Pleasant St including grinding of road, installing 3" asphalt and rocking of the shoulder.	North Pleasant Street 1,200 feet to the north city limit line.		\$11,192.03	\$44,825.01	\$11,192.03	Fully Completed	UOBs - \$11,192.03 RUT - \$33,632.98	15-Nov-10
Superior	Infrared heats on alleys of asphalt streets	Third St - Fourth St - Third Ave - North St.	\$566.56	\$689.36	\$1,650.00	\$1,255.92	Fully Completed	General Fund	14-Sep-10
Sutherland	Resurfaced street High Street in Sutherland, Iowa Furnishing and installation of the asphalt strengthening leveling coarse and old & chip single seal coat	High Street - Sutherland, Iowa	\$3,087.97	\$3,757.25	\$17,875.90	\$6,845.22	Fully Completed	I-Jobs money and RUT money	26-Aug-10
Swaledale	6" Asphalt patch repair of city streets	Inters. of Main St. & 5th St. N. Jefferson St. between Jonquil & 2nd Ave., 2nd Ave. between north end of Douglas & Main St.; Main St. east of 3rd Ave. intersection; 5th Ave. from Main St. to Jefferson	\$640.49	\$779.31	\$3,994.00	\$1,419.80	Fully Completed		30-Oct-10
Sweo City	Asphalt leveler & oil and chip single seal 20-25 city street blocks.	Various	\$2,804.07	\$3,411.82	\$54,692.90	\$2,804.07	Fully Completed	Local Option Sales Tax Road Use	25-Jun-10
Swisher	Crack Sealing	2nd Street from Howard to Summit Jefferson Ave from 3rd to Division Rose Ave from 3rd to Division, Division from Swisher View Dr to City Limits South Side Division St from Swisher View Dr to East C	\$3,550.94	\$4,320.57	\$8,000.00	\$0.00	Less than 50% Complete		06-Oct-09
Tabor	Repairing asphalt roads	Multiple spots in city limits	\$4,337.13	\$5,277.16	\$4,337.13	\$0.00	Not Started		30-Dec-09
Tama	Remove manhole from Highway 63 and replace 3 sections of Highway 63	Highway 63 Intersection Siegel Street	\$11,928.20	\$14,513.51	\$18,000.00	\$0.00	Not Started	I-Jobs approximate cost \$18,000	15-Aug-11
	Repair right of way culvert under Highway 63.	Highway 63 (Stone Street) and 1st Street - Tama IA		\$14,513.51	\$15,000.00	\$1,854.00	Fully Completed	I-Jobs Funds should pay for the project	01-Jun-10
Tama County	Winter operations, including labor & materials for snow & ice removal	Countywide	\$125,302.35	\$155,223.00	\$415,782.00	\$125,302.35	Fully Completed	General Operational (Local) Funds	31-Mar-10
Taylor County	Full Depth Patching on J35 & J20/Class A Bridge Deck Repair on J20 & J35/Pressure grouting & mud-jacking on Denver Ave, Badger Ave, 210th St and P14.	J35 & J20/Denver Ave, Badger Ave, 210th St and P14	\$83,710.94	\$103,545.09	\$124,872.67	\$0.00	Fully Completed	county budget/I-Jobs	15-Aug-10
	PCC Full Depth Patching	J20 & J35		\$103,545.09	\$74,685.82	\$74,685.82	Fully Completed		31-Jul-09
Templeton	Asphalt resurfacing approximately 347' long x 15' wide followed up with seal coating.	3rd Avenue from 1st St. to 2nd St.	\$1,167.05	\$1,420.00	\$4,272.79	\$1,420.00	Fully Completed	\$1,420.00 from I-Jobs money and balance of \$2,852.79 from Road Use Tax Fund	05-Aug-10
	Remove seal coat and replace with hot mix asphalt 4" depth	S. 3rd Avenue between Railway Street and 2nd Street.		\$1,420.00	\$2,000.00	\$1,167.05	Fully Completed	\$1,167.05 I-Jobs money and \$832.55 Road Use Tax Money	06-Oct-09
Terril	FUNDS AMOUNTING TO \$1,459.45 WERE USED TO HELP PAY FOR LABOR TO FLOW STREETS AND MOVE SNOW TO VACANT LOTS DURING THE SEVERE WINTER WEATHER OF DECEMBER 2009 AND JANUARY 2010.	ALL PUBLIC STREETS AND ALLEYS IN TERRIL, IOWA	\$1,454.45	\$1,775.77	\$1,459.45	\$1,459.45	Fully Completed	I-JOBs BALANCE OF \$ 1,459.45 WAS USED	31-Jan-10
	TO BE DETERMINED AT A LATER DATE	TO BE DETERMINED AT A LATER DATE		\$1,775.77	\$0.00	\$0.00	Not Started	TO BE DETERMINED AT A LATER DATE	15-Jan-10
Thompson	patch and repair streets	Adams Street - 2" patch Intersection of 2nd Ave & Madison St - 3" asphalt 3rd Ave from Adams to Jackson - seal coat 4th Ave between Jackson & Monroe - paver patch Helgren Street - seal coat West	\$2,601.15	\$3,167.36	\$9,182.95	\$2,601.15	Fully Completed		10-Sep-09
Thomburg	8" digging tile filling, outlet, connection & intake	Broadway to Garfield	\$366.89	\$446.41	\$2,958.81	\$366.89	Fully Completed	811 Community Disaster Grant Program	12-Jan-10
	No project for this quarter	Roads		\$1,960.96	\$0.00	\$0.00	Not Started	I-Jobs	30-Sep-10
Thornmont	No project to report	Roads	\$1,611.65	\$1,960.96	\$0.00	\$0.00	Not Started	I-Jobs	30-Jun-10
	No projects for the 1st quarter of 2010	To be Determined		\$1,960.96	\$0.00	\$0.00	Not Started	Roads	31-Mar-10
Tiffin	No projects for the 3rd quarter of 2009.	City of Thornmont		\$1,960.96	\$0.00	\$0.00	Not Started	roads	30-Sep-09
	No projects for the 4th quarter of 2009.	Thornmont		\$1,960.96	\$0.00	\$0.00	Not Started	No funds expended	31-Dec-09
Tipton	ANNUAL CITY STREET REPAIRS IN VARIOUS LOCATIONS IN CITY	VARIOUS CITY STREETS OF TIPPIN, IOWA	\$4,507.47	\$5,484.42	\$46,024.30	\$4,507.47	50% or More Complete		31-Oct-09
Tipton	New salt shed to mix sand and salt and prepare salt brine	Upper shop location at 204 East South Street	\$13,780.10	\$16,766.79	\$30,000.00	\$0.00	Less than 50% Complete	I-JOBs funding and Road Use Tax	29-Oct-10
	Street repairs	Inland Road, Old Muscatine, Logan Ave		\$16,766.79	\$14,758.00	\$13,780.10	Fully Completed		07-Sep-09
Titonka	Fill hole with hot mix	South end of Main Street, Dickman St & 2nd Ave NE, Intersection of Main Street & 3rd Ave, Main Street, Intersection of Wesley St & 3rd Ave	\$2,550.74	\$3,103.58	\$3,103.58	\$3,103.58	Fully Completed	I-Jobs monies	29-Sep-10
	Seal coat one block of street that has been cored out	6th Street between Main Street & Dickman Street		\$3,103.58	\$2,550.74	\$2,550.74	Fully Completed	Road Use Tax monies	30-Jul-10
Toledo	Temporary will be to fill this with gravel at this time and permanent work to be started done at a later date, which will be to blacktop this project. Full Depth patch and resurfacing this project. Total cost of this was \$12,063.73. Project finished.	Ross Street	\$11,089.60	\$13,493.15	\$0.00	\$0.00	Not Started	Federal UOBs	14-Jun-10
Toronto	drop box	Mill/Washington Street corner	\$432.48	\$526.21	\$2,370.00	\$432.48	Fully Completed		05-Aug-09
Traer	street resurfacing--to be determined	to be determined	\$6,962.12	\$8,471.08	\$150,000.00	\$15,433.20	Fully Completed	city reserves and bonding proceeds	30-Sep-10
Treyner	Repair street damage from storm water run off on Hillside Drive. Place fill in voids under the paving where the storm water caused undermining. Approximately 970 square feet of street was torn out and replaced.	208 Hillside Drive, Treyner	\$4,149.32	\$5,048.64	\$7,522.00	\$4,149.32	Fully Completed	UOBs \$4,149.32 Comm Disaster Grant \$2,000 Road Use Fund \$1,372.68	05-Sep-09
	The storm sewer inlet box on both sides of Terrel Ave. had shifted and cracked, which damaged the box structure and street around the inlet boxes. The infiltration of stormwater/groundwater through the damaged inlet boxes posed additional threat to the st	Terrel Ave. Treyner,IA		\$5,048.64	\$5,500.00	\$5,048.64	Fully Completed	UOBs \$5,048.64 Road Use Fund \$354.36	14-Oct-10
Tripoli	Install curb and gutter, storm sewer, and asphalt road along 1st Avenue S W, 2nd Avenue S W, and 5th Street S W.	Tripoli	\$5,721.69	\$6,961.81	\$448,828.00	\$5,721.69	Fully Completed	Road Use Tax and General Fund	30-Sep-09
Truro	Repair of curb and gutter, and a storm intake along South Main Street.	200 South Main Street		\$6,961.81	\$9,400.00	\$6,961.81	Fully Completed	General fund money from the street department and UOBs money	16-Aug-10
	STREET GRADING + REPAIR_POTHOLE PATCHING	N MCKINLEY STREET, W GARFIELD STREET, E GARFIELD STREET, S WEST STREET, LAGOON ROAD, SOUTH ALLEY	\$1,278.96	\$1,556.16	\$4,500.00	\$2,835.12	Fully Completed	UOBs + RUFF	30-Sep-10
Turin	A load of rock will be purchase to help maintain City Streets repairing roads and getting rocks on them	Turin City Streets Main Street	\$240.61	\$292.76	\$350.00	\$0.00	Less than 50% Complete	I-Job Funding road use	31-Oct-10
Udell	crack sealing for many of the streets in town	Clark Street, North Street, Highway Avenue 2nd Street.	\$3,004.98	\$3,656.28	\$12,040.00	\$3,004.98	Fully Completed	Road Use Tax Revenues and I-JOBs	16-Sep-09
Union	Asphalt resurfacing Summer 2010	305 Commercial St	\$1,551.16	\$1,887.35	\$17,549.11	\$3,438.51	Fully Completed	UOBs money	30-Aug-10

Union County	Pavement Random Crack Repair	Routes H17, P27, P17, H24, P53		\$84,694.86	\$60,000.00	\$54,547.36	Fully Completed	I-Jobs	31-Aug-09
	Pavement Repair - random crack filling	Rte. H17 from Rte. P53 east 3.5 miles		\$84,694.86	\$23,639.35	\$23,639.35	Fully Completed	I-Jobs	20-Aug-10
	Pavement Repair - random crack filling	Rte. P53 from the Jct. of Rte. H17 to I434	\$69,980.78	\$84,694.86	\$41,875.00	\$36,305.51	Fully Completed	I-JOB5	20-Aug-10
	Pavement Repair - random crack sealing	Rte. P33 from Adair Co. line to Jct. Rte. H17 Rte. P27 from Ringold Co. line to the north 5.5 miles		\$84,694.86	\$24,750.00	\$24,750.00	Fully Completed	I-Jobs	20-Aug-10
University Heights	The project has yet to be determined by the city	To be determined	\$4,310.92	\$5,245.27	\$0.00	\$0.00	Not Started	To be determined	30-Jun-10
University Park	Engineering report for street maintenance.	All streets in University Park.	\$2,341.09	\$2,848.50	\$3,228.00	\$2,341.09	Fully Completed	I-Jobs and RUT	22-Jun-10
Urbana	Resealcoat 3000 linear feet of street surface that was being returned to gravel due to inability to pay for project	306 Avenue between US250 south to the Urbana corporate limits.	\$4,450.69	\$5,415.33	\$13,524.54	\$4,450.69	Fully Completed		31-Aug-09
Urbandale	PCC Patching of existing roadways with full depth concrete	Prairie Avenue 70th to 66th Street Autline Avenue 72nd to 65th Street Horton Avenue 72nd to 70th Street Madison Avenue 72nd to 67th Street 71st Street - Prairie to Douglas 69th Street Aurora to D	\$156,818.01	\$190,806.64	\$454,266.50	\$304,750.76	50% or More Complete	UOB5 & GOB	28-Oct-10
Ute	Mill out and relay 3" of class A 1/2" asphalt and replace and adjust 2 manholes	Day Avenue from Fourth Street to Sixth Street	\$1,650.99	\$2,008.83	\$33,900.00	\$1,650.99	Fully Completed		29-Jul-09
	Mill and replace with asphalt, and spot patch	Riddle Ave between Main & Second St, and Monona Ave between Fourth & Main St.		\$2,008.83	\$43,351.00	\$2,008.83	Fully Completed	Property Tax dollars, Road Use Fund, Ijobs Funding	02-Sep-10
Vail	REDO THE APPROACHS ON BRIDGE ON 5TH AVE	5TH AVE. VAIL, IOWA	\$1,496.69	\$18,251.41	\$2,000.00	\$1,496.69	Fully Completed	IJOBS AND CITY GENERAL FUND	24-Sep-09
	CLEAN AND SHAPE DITCHES ALONG ROBIN AVENUE	ROBIN AVENUE FROM HWY 2 NORTH 2 MILES		\$97,468.51	\$21,551.48	\$0.00	Fully Completed	LOCAL SECONDARY ROAD FUND	13-Sep-10
	CLEAN AND SHAPE DITCHES AND REPLACE 3 CULVERTS	BENTONSPORT		\$97,468.51	\$9,860.84	\$0.00	Fully Completed	LOCAL SECONDARY ROAD FUND	09-Jul-10
	CLEAN AND SHAPE DRAINAGE DITCHES	IOWA OAK GROVE SOUTH OF 265TH STREET		\$97,468.51	\$9,178.40	\$0.00	Fully Completed	LOCAL SECONDARY ROAD FUND	08-Nov-10
	Crossroad Culvert Replacement	On 105th St. between Gray Ave. and Heather Ave.		\$97,468.51	\$10,809.00	\$10,809.00	Fully Completed	Local Secondary Road Fund	26-Jul-09
	Culvert Replacement and Ditch Cleaning	On Iowa Oak Grove Ave. in Section 5, 68-10, Des Moines Twp.		\$97,468.51	\$4,086.00	\$3,798.00	Fully Completed	Local Secondary Road Fund	22-Sep-09
	Culvert Replacement Replace Black Box with 36" pipe culvert	On Quail Ave. 1/4 mile North of 170th St.		\$97,468.51	\$22,416.00	\$22,416.00	Fully Completed	Local Secondary Road Fund	25-Aug-09
	Erosion Repair on Chequest Creek Below new bridge	On Jersey Ave @ Chequest Creek Bridge	\$79,866.17	\$97,468.51	\$19,159.00	\$19,159.00	Fully Completed	Local Secondary Road Fund	30-Jul-09
	Install Culvert Liner under HMA Pavement	At the intersection of Routes J-40 and V-56		\$97,468.51	\$3,016.00	\$3,016.00	Fully Completed	Local Secondary Road Fund	22-Sep-09
	REPLACE 50' x 60" STEEL PIPE CULVERT	ON 155TH STREET WEST OF TEAL AVENUE 1/4 MILE		\$97,468.51	\$8,127.84	\$0.00	Fully Completed	LOCAL SECONDARY ROAD FUND	30-Jul-10
	REPLACE BRIDGE WITH TANK CAR	DAVIS-VAN BUREN COUNTY LINE 1/4 MILE NORTH OF 245TH STREET		\$97,468.51	\$15,560.48	\$0.00	Fully Completed	LOCAL SECONDARY ROAD FUND	03-Dec-10
	Replace I-beam bridge with Railroad Tank Car Culvert	On Nova Ave 1/8 mile South of 280th St.		\$97,468.51	\$20,668.00	\$20,668.00	Fully Completed	Local Secondary Road Fund	16-Aug-09
	REPLACE WOODEN BLACK BOX WITH 72' X 60" CMP AND CLEAN AND SHAPE DITCHES	ON 115TH STREET, 1/4 MILE EAST OF BIRMINGHAM CITY LIMITS		\$97,468.51	\$16,338.26	\$0.00	Fully Completed	LOCAL SECONDARY ROAD FUND	11-Aug-10
	WELLS BRIDGE REPLACEMENT WITH BOX CULVERT	200TH ROAD WEST OF V64		\$97,468.51	\$160,220.00	\$0.00	Fully Completed	LOCAL SECONDARY ROAD FUND (LOCAL MATCH)	03-Nov-10
Van Horne	2009 Sealcoat project	Van Horne	\$3,127.27	\$3,805.08	\$17,093.00	\$3,127.27	Fully Completed		07-Aug-09
	Project not yet determined	Van Meter, Iowa		\$4,602.23	\$0.00	\$0.00	Not Started		31-Dec-11
Van Meter	roadway maintenance - added limestone on Richard Circle, and used contractor, The Pavement doctor, to repair asphalt	Richard Circle and multiple street patching	\$3,782.43	\$4,602.23	\$2,000.00	\$1,981.00	Fully Completed	I-Jobs	14-Sep-09
Varina	Ice and snow removal from storm	City streets	\$325.27	\$395.77	\$342.24	\$242.24	Fully Completed	Road Use I-Jobs funds	21-Jan-10
Ventura	Street sweeper purchased 8/25/2009 Used 1998 Elgin Pelican (came from the City of Mason City via Trans Iowa)	Item was purchased from Trans Iowa, 4067 SE Rio Court, Jellison, IA 50012	\$2,926.36	\$3,560.62	\$37,500.00	\$2,926.36	Fully Completed	UOB5 and reserves from Road Use Fund	14-Sep-09
	Check #19472 \$37,500 paid on 9/14/2009			\$7,142.49	\$25,000.00	\$13,012.68	Fully Completed	Ijobs and Road Use Tax money	30-May-11
Vincent	Grading / Asphalt grindings for alleys	Alleys South of Brewer St. and east of North 1st Street. Alley in Northwest corner of town by church between W. 2nd St. and W. 3rd St.	\$547.13	\$665.71	\$5,896.00	\$0.00	Fully Completed	Ijobs Road Use Tax fund	14-Oct-09
Vining	Repair 2nd Street from Main Street to 2nd Avenue to help with drainage issues	Vining, Iowa	\$172.70	\$210.14	\$1,666.53	\$0.00	Fully Completed	we will use from savings if not enough in regular budget to accomplish	01-Oct-10
	Want to use coil patch to fill in potholes.	From Highway V-18 East down First Street all the way to County Road E-44. And also from Main Street from Highway V-18 to corner of First Street.		\$210.14	\$1,200.00	\$382.84	Fully Completed	Savings account	09-Sep-10
Vinton	Building a new extension of West 11th Street.	North of the intersection of West 13th Street and K Avenue.	\$22,284.02	\$27,113.84	\$170,000.00	\$49,397.86	Fully Completed	From I-Jobs Street Construction funds (FY2010 and FY2011): \$49,437 and from city reserve funds: \$120,563.	03-May-10
Volga City	The funds will be used to assist the City of Volga in maintenance of roadways or equipment used for roadway maintenance	City of Volga	\$748.19	\$910.36	\$0.00	\$0.00	Not Started	Local funds matched with the special Road Use/Ijobs funds received	20-Jun-11
	The Project will consist of maintenance on streets or equipment purchase to assist in maintenance on streets	unknown		\$910.36	\$936.23	\$748.19	Fully Completed	local funding	01-Jun-10
Wadena	replace damaged snow sewer	Water Avenue and Iowa Street	\$634.31	\$771.80	\$771.80	\$771.80	Fully Completed	\$771.80 from I-Jobs	30-Sep-10
	storm sewer maintenance	River Street		\$771.80	\$684.31	\$684.31	Fully Completed		26-Sep-09
Walhpton	Replace bridge Street Bridge	on Bridge Street over canal	\$2,001.59	\$2,435.41	\$143,840.30	\$2,001.59	Fully Completed	Road Use Tax Fund, General Fund	14-May-10
	Reconstruction of the pavement for Memorial Road between County Road Y-40 and Main Street. Includes removal of the existing seal coat pavement, concrete curbs, sidewalks and driveway approaches.	Memorial Road between County Road Y-40 (A.K.A. Blue Grass Rd) and Main Street	\$6,673.85	\$8,120.34	\$1,083,810.20	\$14,794.19	50% or More Complete	Road Use Tax, Local Option Sales Tax, Uob5, and General Fund	31-Mar-10
Walcott	Reconstruction of the pavement for Memorial Road between County Road Y-40 and Main Street. Includes removal of the existing seal coat pavement, concrete curbs, sidewalks and driveway approaches.	Memorial Road between County Road Y-40 (A.K.A. Blue Grass Rd) and Main Street		\$8,120.34	\$1,131,087.50	\$14,794.19	50% or More Complete	Road Use Tax, Local Option Sales Tax, Uob5, and General Fund	31-Mar-10
Walford	2010 Seal Coat Street Repairs	Various Streets	\$5,346.07	\$6,504.77	\$26,475.56	\$6,504.77	Fully Completed	Road Use Taxes	30-Aug-10
	Drainage and Grading of Drainage lots	4th street North		\$6,504.77	\$68,503.00	\$5,346.07	Fully Completed	Road Use Taxes	15-Sep-09
Walker	Purchase of salt/land mixture for 09/10 season. Purchased 26.48 tons to date (\$1,198.22)	Streets of Walker	\$3,275.78	\$3,985.77	\$5,000.00	\$3,275.78	Fully Completed	When funds are gone will use regular budget monies.	10-Dec-09
	Repair & Seal Coat frost eruptions on Bever St, Maple Ln, Prairie Dr, Er. Ct, Buffalo Ct.	Streets of Walker, IA		\$3,985.77	\$27,843.10	\$3,985.77	Fully Completed	RUT monies	26-Aug-10
Wall Lake	City of Wall Lake tore out and completely rebuilt two storm drains.	Both storm drains are located on West 1st Street	\$3,673.24	\$4,469.37	\$3,900.00	\$3,673.24	Fully Completed		30-Jul-09
	Undetermined at this time	City of Wall Lake		\$4,469.37	\$0.00	\$0.00	Not Started	to be determined	30-Jun-11
	Snow Removal from Side Streets	City Side Streets		\$668.82	\$4,000.00	\$549.68	Fully Completed	Road Use Tax Fund	01-May-11
Wallingford	Snow Removal on city streets	City side streets	\$549.68	\$668.82	\$4,000.00	\$0.00	Less than 50% Complete	I-JOB5	02-May-11
	Repair and Maintenance of City streets	City of Walnut		\$4,660.69	\$4,675.00	\$4,661.00	Fully Completed	Road Use Tax	31-Aug-10
Walnut	Replacement of the Shoulder along Pearl Street	north side of Pearl Street	\$3,830.48	\$4,660.69	\$9,287.45	\$0.00	Fully Completed	I-Jobs	01-Oct-09
Wapello	Asphalt two blocks of North 2nd Street	Downtown - North 2nd Street	\$9,277.00	\$11,287.69	\$29,670.00	\$9,277.00	Fully Completed	Street Fund	07-Aug-09
	Full depth concrete patching	Madison Avenue from 65th Street to Highway 63		\$105,785.03	\$77,727.37	\$77,727.37	Fully Completed		15-Sep-09
Wapello County	Full Depth HMA patching and 2" HMA Asphalt Overlay	Madison Ave from 65th Street to Hwy 63. 1/2 mile of 65th St from Milner Ave easterly.	\$88,809.26	\$105,785.03	\$255,000.00	\$105,785.03	Fully Completed	I-Jobs monies and local funds	30-Aug-10
	Purchase and delivery of 1,000 Ton of salt	West Pointe Iowa		\$105,785.03	\$70,827.40	\$103,081.89	Fully Completed		21-Sep-09
Warren County	Purchase of tandem axle dump truck	Equipment	\$123,038.23	\$148,223.44	\$123,038.23	\$0.00	Less than 50% Complete	I-JOB5	30-Jun-10
	Replacement of South 9th Ave., mill and overlay of Polk St., 5th St. & Iowa Ave. and intersection of 5th St. & Madison Ave. Mill & overlay of 5th St. from Madison Ave. to North 2nd Ave.	Washington, IA - South 9th Ave., 5th St. & Iowa Ave.	\$30,770.20	\$37,450.27	\$1,068,236.00	\$68,229.47	Less than 50% Complete	Federal participation thru Iowa DOT	20-Jun-11
Washington	To Be Determined at a Later Date	Washington, Iowa		\$37,450.27	\$0.00	\$0.00	Not Started		31-Dec-11
Washington County	2009 Caterpillar 140M Motorgrader	Washington County Maintenance Garage, 821 E 7th St, Washington, IA 52553	\$99,933.71	\$122,086.62	\$158,715.00	\$99,933.71	Fully Completed	Secondary Road Fund	02-Nov-09
Washta	seal coat and asphalt overlay	Washta	\$857.84	\$1,043.77	\$98,185.00	\$1,043.77	Fully Completed	Road Use monies and I-Jobs money	17-Sep-10
	seal coat and patch work	washta		\$1,043.77	\$19,412.40	\$857.84	Fully Completed		30-Jul-09
	FYE2011 Salt Purchases	Citywide	\$300,264.47	\$365,346.03	\$400,000.00	\$0.00	Not Started	Road use tax and I-Jobs funding	30-Jun-11
Waterloo	Purchase of salt for snow and ice control. The City recycles asphalt from streets undergoing reconstruction. The City hires a contractor to crush the asphalt into material usable for other purposes, such as surface material for unimproved streets.	Citywide		\$365,346.03	\$990,000.00	\$243,884.86	Fully Completed	Road Use Tax Fund	26-Mar-10
	City of Waterville has not yet determined a project	Waterloo		\$365,346.03	\$85,018.00	\$0.00	Fully Completed	Road Use Tax Fund	31-Jul-10
	City of Waterville has not yet determined a project	To be determined		\$525.69	\$0.00	\$0.00	Not Started	UOB5	23-Sep-09
	Re Rock and Grade East Railroad Lane in Waterville	To Be Determined	\$432.05	\$525.69	\$0.00	\$0.00	Not Started	UOB5	27-Dec-09
	to be determined	East Railroad lane, Waterville IA		\$525.69	\$548.37	\$432.05	Fully Completed	UOB5 and RUT Money	20-May-10
	Boone Drive Curb & Gutter Project	To be determined		\$525.69	\$0.00	\$0.00	Not Started	to be determined	28-Mar-10
		Boone Drive at Olson Drive		\$43,216.34	\$65,000.00	\$43,216.34	50% or More Complete	UOB5 Road allocation and RUT	30-Apr-11

Waukeg	Warrior Lane Asphalt Overlay Project	Warrior Lane from University Ave to Ashworth Dr	\$35,518.16	\$43,216.34	\$274,500.00	\$35,518.16	Fully Completed	Capital Projects Cash UOBS August 09 Funds	01-Dec-09
Waukon	Place 2.5" overlay on a section of roadway in the City Park, paved with 2.5" of compacted hot mix asphalt and place 3" of compacted hot mix asphalt on three small parking areas.	Waukon City Park	\$18,042.98	\$21,953.60	\$23,450.00	\$18,042.98	Fully Completed	Street Improvements Fund	16-Nov-09
	Street improvements to be determined at a later date	To be determined		\$21,953.60	\$0.00	\$0.00	Not Started	Road Use Tax Fund	30-Jun-11
	Street improvements to be determined at a later date	To be determined		\$21,953.60	\$0.00	\$0.00	Not Started	Road Use Tax Fund	30-Jun-11
Waverly	Bituminous Seal Coat Program involves the seal coating of approximately 110 city blocks.	Various areas within the city limits	\$39,169.56	\$47,659.14	\$125,000.00	\$39,169.56	Fully Completed	Local Option Sales Tax and I-Jobs	01-Aug-09
	Bituminous seal coat program involves the seal coating of approximately 90 city blocks.	Various areas within the city limits		\$47,659.14	\$0.00	\$0.00	Fully Completed	Road Use Tax Fund	16-Aug-10
Wayland	repair intersection resurface with cement 150'	hwy 78 & Jefferson St	\$4,127.48	\$5,022.07	\$20,000.00	\$9,149.55	Fully Completed	Road Use Tax Fund	28-May-10
Wayne County	Brush Cutting in Wayne County	Intersection of Summit and 50th St		\$92,621.09	\$4,541.42	\$4,541.42	Fully Completed	UOBS	11-Sep-09
	Purchase of Aggregate for roads from stock pile	Plano, Iowa	\$75,238.94	\$92,621.09	\$13,997.63	\$13,997.63	Fully Completed	UOBS	10-Aug-09
	Repair Tractor	Corydon, Iowa		\$92,621.09	\$7,349.89	\$7,349.89	Fully Completed	UOBS	15-Sep-09
	Used 2007 Volvo Tractor Truck	Des Moines, Iowa		\$92,621.09	\$40,350.00	\$40,350.00	Fully Completed	UOBS	27-Aug-09
	Covering street with a new layer of gravel	From Lafayette St. to the end of Adams St.		\$477.93	\$201.73	\$201.73	Fully Completed	UOBS	30-Sep-09
Webster	Repair areas of broken pavement	Junction of Lafayette St and Hwy 22	\$393.80	\$477.93	\$220.00	\$191.07	Fully Completed	Road Use Fund	01-Dec-09
	Replace broken paving with new concrete	Junction of South St and East St		\$477.93	\$13,139.90	\$13,139.90	Fully Completed	IJobs Road Use Tax Money	18-Oct-10
		Flamer St							
Webster City	2010 STREET RECONSTRUCTION PROJECT.	PATCHES ON GRAND ST & BICENTENNIAL ST. RECONSTRUCTION OF LEWIS DRIVE & DES MOINES ST INTERSECTION IN WESTERLY CITY, IOWA	\$35,710.34	\$43,450.18	\$312,827.14	\$79,160.52	Fully Completed	Capital Improvement Funds (Local option sales tax money) and UOBS Road Funding money.	04-Sep-10
Webster County	Purchase roadstone to be used in the maintenance of secondary roads.	Countywide	\$142,993.57	\$175,531.85	\$189,100.00	\$175,531.85	Fully Completed	Local	07-Sep-10
	Purchase roadstone to be used in the maintenance of secondary roads.	Countywide- Webster County		\$175,531.85	\$225,900.00	\$142,993.57	Fully Completed	Local	30-Jun-10
Weldon	resurface with rock and chio	2nd Street East	\$564.56	\$686.92	\$1,500.00	\$1,251.48	Fully Completed	UOBS	30-Jun-10
Wellman	repair and replace curbing and storm sewer repairs	Circle Drive	\$6,084.21	\$7,402.90	\$2,133.50	\$4,267.00	Fully Completed	IJobs	04-Nov-10
	street improvement, paving and/or curb and gutter	Wellman		\$7,402.90	\$6,200.00	\$6,084.21	Fully Completed	IJobs funds	15-Jun-10
Wellburg	Repair storm sewer intakes	Washington St. from 1st St. to 4th St.	\$3,127.27	\$3,805.08	\$29,700.00	\$3,127.27	Fully Completed	IJobs	24-Sep-09
Wellton	Purchase of rock for shoulder of Old Hwy 63/Main Street	Old Hwy 63/Main Street in Wexley	\$694.47	\$844.98	\$1,577.53	\$694.47	Fully Completed	UOBS	18-Aug-09
Wesley	Not started. Zero dollars have been spent		\$1,841.30	\$2,240.38	\$0.00	\$0.00	Not Started		23-Sep-09
West Bend	Asphalt Milling, Asphalt Level & Single Seal	5th Street SE, Between 1st Street SE & Broadway Avenue and 5th Street SW, Between Broadway Avenue & 1st Avenue SW	\$1,642.66	\$4,432.17	\$14,064.90	\$3,642.66	Fully Completed		03-Aug-09
	Asphalt Milling, Asphalt Level & Single Seal	2nd Street NE, Between 1st Avenue NE & 2nd Avenue NE		\$4,432.17	\$5,787.00	\$4,432.17	Fully Completed	General Fund	09-Jul-10
West Branch	Concrete street patching and repair	Various locations within the City	\$9,556.53	\$11,627.81	\$19,000.00	\$9,556.00	Fully Completed	UOBS Funding and Road Use Tax Funds	30-Jun-10
West Burlington	2 LED stop signs for Division and Gear intersections 2 LED stop signs for Longmeadow and Ramsay intersections	Division and Gear intersections Longmeadow and Ramsay intersections	\$13,800.31	\$16,798.68	\$8,096.38	\$8,096.38	Fully Completed	Road Use I Jobs Funds	30-Oct-09
	Seal Coat Streets various streets through out the City of West Burlington.	Throughout City		\$16,798.68	\$24,000.00	\$0.00	Not Started	Road Use Funds and I Jobs Funds	30-Sep-10
West Des Moines	2009 HMA Resurfacing Program	Ashworth Road - Valley West Drive to 50th St	\$28,260.11	\$275,299.58	\$616,059.58	\$28,260.11	Fully Completed	GO Bonds	20-Nov-09
	2010 HMA Resurfacing Project	Ashworth Road - 1st Street to 13th Street		\$275,299.58	\$503,522.49	\$275,299.58	Fully Completed	GO Bonds	30-Nov-10
	Asphalt Resurfacing _____	300 block of east eighth Street - 50 foot section		\$17,707.43	\$6,825.00	\$0.00	Fully Completed	Road Use Tax	13-Nov-09
West Liberty	Improve East "A" Street from current gravel surface road to portland cement concrete surface from W. L Foods sales office to the entrance of the Wastewater Treatment Facility	600 Block of East "A" Street	\$14,553.19	\$17,707.43	\$0.00	\$0.00	Not Started	Road Use Tax Fund and Sewer Fund	30-Jun-11
	Street Tree Trimming _____	Highway 6/East Third Street - 300 to 700 blocks		\$17,707.43	\$10,700.00	\$0.00	Fully Completed	Road Use Tax	15-Nov-09
West Point	Purchase of road oil for sealcoating of City of West Point streets.	West Point, Iowa	\$4,280.35	\$5,208.07	\$9,488.42	\$9,488.42	Fully Completed	UOBS	30-Sep-10
West Union	City will use UOBS funds to apply to the purchase of a new street sweeper	West Union, Iowa	\$13,133.28	\$13,546.29	\$150,000.00	\$0.00	Fully Completed		30-Jun-11
Wesphalia	Track updates	207 Flusche Street, Westphalia, Iowa	\$589.97	\$717.84	\$0.00	\$1,307.81	Fully Completed	City and County Road Funding	10-Oct-10
Westside	Reconstruction of street including storm sewer, curb & gutter	First Street	\$1,027.97	\$1,250.77	\$9,073.00	\$1,027.97	Fully Completed		25-Aug-09
	road repairs, patched sections of road with new asphalt	4005 Sycamore Dr to 4013 Sycamore Dr, Westwood Dr., Bittersweet Circle, Hickory Lane, Oak Lane, and Sycamore Dr.	\$554.70	\$674.92	\$7,500.00	\$554.70	Fully Completed		16-Sep-09
Westwood	Road repairs, patching and crack fill and seal coating	East and West Section Streets East and West Briny Streets East Mill Street Onio Street Whitman, West, Willard, Walnut & Maple St		\$674.92	\$12,000.00	\$0.00	Not Started	Road use tax and general funds (property taxes)	30-Sep-10
What Cheer	New gravel on some of the towns gravel roads.	East and West Section Streets East and West Briny Streets East Mill Street Onio Street Whitman, West, Willard, Walnut & Maple St	\$2,961.30	\$3,603.13	\$3,924.24	\$2,961.30	Fully Completed		01-Sep-09
Whiting	Repair potholes and worn down gravel roads in city	Onio Street	\$3,498.53	\$4,256.80	\$4,261.00	\$3,498.53	Fully Completed	Road use tax	20-Jul-09
	Reparing pot holes and rough roads due to weather	Whitman, West, Willard, Walnut & Maple St		\$4,256.80	\$14,514.50	\$4,256.80	Fully Completed	road use	13-Apr-10
Whittemore	Needed repairs to streets throughout the community TO BE DETERMINED AT A LATER DATE	various locations	\$2,314.88	\$2,816.61	\$3,500.00	\$2,314.88	Fully Completed	Road Use Tax	10-Dec-09
	Asphalt Hardin and Center Streets	TO BE DETERMINED		\$2,816.61	\$0.00	\$0.00	Not Started	Road Use Tax	30-Sep-09
Whitton	Asphalt Hardin and Center Streets	South Hardin St in Whitton and west Center St in Whitton	\$434.89	\$529.16	\$20,916.40	\$529.16	Fully Completed	Road Use Tax and Local Option Sales Tax	16-Aug-10
	reparing and replacing parts on the snow plow truck to be determined just setting up this report	Central		\$529.16	\$1,778.15	\$434.89	Fully Completed	Road Use Tax Fund	04-Nov-09
	Crack sealing on City street as needed	to be determined		\$529.16	\$0.00	\$0.00	Not Started	Road Use Tax Fund	15-Oct-09
Williams	Core out spots on road, repair, and overlay.	Fourth Street	\$1,865.01	\$2,269.23	\$0.00	\$0.00	Not Started	Road Use Tax Fund	31-Oct-09
	Removal of miscellaneous trees, cleaning of inlet and outlet of Industrial Park Drive Soable Box Culvert	North Street		\$13,934.24	\$5,000.00	\$9,684.00	Fully Completed	\$4,842.00	24-Sep-10
	Removal of rotten trees and stumps at 201 E State St	Cost of project \$3,850.00	\$11,452.12	\$13,934.24	\$3,850.00	\$17,700.00	Fully Completed	\$3,850.00	18-Jun-10
Williamsburg	Removed hard maple at State and Long Streets-including stump.	State and Long Streets		\$13,934.24	\$1,700.00	\$3,400.00	Fully Completed	\$1,700.00	02-Aug-10
	Removed large hard maple from Henry Street-including stump.	Henry Street		\$13,934.24	\$700.00	\$1,400.00	Fully Completed	\$700.00	12-Feb-10
	Removed large cracked and rotten Maple, ground out stump, chipped, cleaned, and hauled away.	500 Chatham Street		\$13,934.24	\$0.00	\$0.00	Fully Completed	\$1,400.00	04-Sep-09
Williamson	Rebuild ditches and new culverts	South Elden from E. Vine to E. South	\$612.92	\$745.76	\$4,760.00	\$612.92	Fully Completed	Disaster Grant Fund; General Funds	04-Sep-09
Wilton	storm sewer repair West View	West View Park/Parkview Street	\$12,356.23	\$15,034.31	\$19,000.00	\$5,905.26	Fully Completed	Road Use/UOBS	04-Dec-09
	W Division Street storm sewer	300 block of W Division		\$15,034.31	\$6,500.00	\$6,450.97	Fully Completed	Road Use/UOBS	18-Sep-09
	2010 John Deere 3200 Skid loader	Des Moines		\$25,992.52	\$34,991.52	\$25,992.52	Fully Completed	Road Use Tax	30-Sep-10
Windsor Heights	We have a section of concrete on University Avenue in Windsor Heights that is in real bad shape and in need of replacement. We will use the funds to get new concrete for this section and for traffic control as the project goes on.	University Avenue around the 70th Street intersection in Windsor Heights.	\$21,362.44	\$25,992.52	\$18,991.00	\$18,991.00	Fully Completed	No supplemental funds were used	02-Nov-09
Winfield	Windsor Heights Public Works Department fixed and repaired pot holes throughout Windsor Heights using cold mix. no plans has been decided yet. project not started yet	Windsor Heights	\$4,939.87	\$25,992.52	\$2,897.60	\$2,371.44	Fully Completed	Windsor Heights General Fund and I-Jobs road funds	12-Mar-10
		unknown		\$6,010.54	\$0.00	\$0.00	Not Started		30-Jul-10
		unknown		\$6,010.54	\$0.00	\$0.00	Not Started	no plans yet	30-Jun-10
Winnebago County	Replace existing structure with a 14' x 12' x 72" Concrete Box Culvert	On County Route R26/50th Avenue. From 46th Street north 25 miles to existing structure.	\$69,102.85	\$82,950.17	\$0.00	\$0.00	Not Started	UOBS/Local Funds	21-Oct-09
Winneshek County	Asphalt patching work on Co. Rd. W14, Co. Rd. W20 and Co. Rd. A34 west of Decorah, IA	Co. Rd. W14 between Ridgeway and Spillville, Co. Rd. A34 between Decorah and the Howard County line and Co. Rd. A34 and Co. Rd. W20 northwest of Decorah.	\$132,592.95	\$160,556.54	\$150,000.00	\$132,592.95	Fully Completed	IJOBS, Local Effort and RUTF	04-Aug-09
	Crack seal work on Co. Rd. 832, Co. Rd. W40, Co. Rd. W42, Co. Rd. W14, Co. Rd. A46 and transverse leveling on Co. Rd. W48	County Wide		\$160,556.54	\$800,000.00	\$158,337.68	Fully Completed	UOBS and RUTF Funds	13-Jul-10
Winterset	2009 10th Street Storm Sewer Improvement Project.	10th Street, starting at storm sewer intake near the intersection with Green Street.	\$20,825.21	\$25,338.85	\$42,850.00	\$20,825.21	Fully Completed	20,825.21 UOBS 22,024.79 General Obligation bond	01-Dec-09
	Concrete Street Patching	Harrison Street		\$4,102.68	\$0.00	\$0.00	Fully Completed	IJobs Funds	20-Sep-10
Winthrop	Patching of alley behind First Street. Double Seal Coat First Street.	First Street	\$3,371.87	\$4,102.68	\$12,914.35	\$4,102.68	Fully Completed	50% I Jobs and 50% County Funds	20-Sep-10
Woden	Reclaim and recondition the street that had been turned over to the school district for safety reasons. School now closed and a new business is starting in the building. Road will need to be opened and useable. Will grade the street and gravel. Prepa	300 Block of Fox Avenue within the city limits of Woden	\$825.49	\$1,004.41	\$2,000.00	\$1,829.90	Fully Completed	IJobs Funding and Road Use Tax money	14-May-10
	1994 International dump truck	None		\$8,311.65	\$13,000.00	\$6,831.09	Fully Completed	\$6,831.09 - IJobs, \$6,168.91 - General Fund	01-Oct-09
	Cleaned side road ditch, installed drain tile	Rawlins Avenue between 1st Street and Perry Trail		\$8,311.65	\$5,064.92	\$5,064.92	Fully Completed	\$5,064.92 I-Jobs	07-Sep-10
Woodbine	Supplier of 6.091 cold patch the City crew put out in various locations around town	Various location throughout the City of Woodbine	\$6,831.09	\$8,311.65	\$718.62	\$624.07	Fully Completed	IJobs - \$624.07 General Fund - \$94.55	30-Jul-10
	Tore out broken aprons, and re-concreted two alley aprons	5th Street between Park and Normal Streets		\$8,311.65	\$1,187.50	\$1,187.50	Fully Completed	\$1,187.50 IJobs	13-Aug-10
	Tore out cracked curb and re-concreted curb and pavement by the curb	on Lincoln Way between 4th and 5th Streets		\$8,311.65	\$1,435.16	\$1,435.16	Fully Completed	\$1,435.16 IJobs	10-Sep-10
Woodburn	Money was put towards Asphalt project. Money was used for snow removal of the city streets.	City of Woodburn City of Woodburn	\$967.69	\$1,177.43	\$85,138.20	\$1,177.43	Fully Completed	IJOBS/RUTF/GENERAL	12-Nov-10
		County Highway L21 in Grant Twp. From W1/A Corner Sec. 15-87-44 to N1/4 corner sec. 1-87-44, County Highway K-29, Lakeport Road.		\$1,177.43	\$3,800.00	\$967.69	Fully Completed		30-Jun-10
Woodbury County	Asphalt patching on County Highway L-21 and Lakeport Road		\$163,617.76	\$195,335.36	\$135,962.78	\$135,962.78	Fully Completed	Entire project funded with I Jobs money.	15-Nov-09

	HMA resurfacing of 230th Street and a portion of Story Avenue.	230th Street and Story Avenue on the north and east sides of section 9 & 7-42	\$195,335.36	\$265,346.49	\$222,990.34	Fully Completed	I jobs funding plus local secondary road funds	15-Nov-10		
Woodward	Crack Seal N 3rd Street on the North West side of Town.	N 3rd Street Woodward IA	\$5,241.24	\$6,377.23	\$5,300.00	\$5,241.00	Fully Completed	I Job Money and General Fund	30-Jun-10	
	Repair approaches with cement.	E 2nd Street	\$6,377.23	\$6,377.23	\$6,400.00	\$0.00	Not Started	I Jobs & General Fund	08-Oct-10	
Worth County	Deicing salt for Secondary Roads	Worth County storage shed, Kanesett, IA	\$87,391.24	\$87,391.24	\$85,000.00	\$0.00	50% or More Complete	Secondary Road Funds	31-Jan-11	
	Granular Surfacing of Secondary Roads	Various locations in Worth County	\$70,734.43	\$87,391.24	\$285,740.00	\$70,734.43	50% or More Complete	Local Funding	01-Sep-09	
Worthington	Double seal coating all the alleys.	Various around town.	\$1,131.83	\$1,377.14	\$19,000.00	\$1,131.83	Fully Completed	Streets portion of local option sales tax.	18-Sep-09	
	Mill out old asphalt and repave.	1st Avenue East from Hwy 136 to 2nd Street NE	\$1,131.83	\$1,377.14	\$24,775.00	\$0.00	50% or More Complete	I-JOBS and local option sales tax.	24-Sep-10	
Wright County	Slurry Leveling on transverse thermal cracks and road width	C12	\$94,583.69	\$116,405.64	\$0.00	\$0.00	Not Started	Federal Ijobs	15-Nov-09	
	Slurry Leveling on transverse thermal cracks and road width	C12	\$94,583.69	\$116,405.64	\$61,409.00	\$17,678.20	\$17,678.20	Fully Completed	Federal Ijobs	17-Aug-09
Wyoming	May be repair	Wyoming IA	\$2,734.18	\$3,326.79	\$0.00	\$0.00	Not Started	Road Use tax and I-jobs funding	13-Jun-11	
	seal coat	Jones Street from Hwy 136 to South Oak St.	\$2,734.18	\$3,326.79	\$22,328.60	\$2,734.18	Fully Completed		11-Sep-09	
Yale	Blacktop of streets within city limits	various streets in Yale	\$1,078.54	\$1,312.30	\$22,000.00	\$1,078.54	Fully Completed	Road Use Tax Fund and Special Revenue Income	30-Sep-09	
	repair, maintain, and refurbish various streets throughout town	several blocks	\$1,078.54	\$1,312.30	\$20,650.00	\$1,312.30	Fully Completed	road use tax fund, Ijobs, special revenue	08-Sep-10	
Yetter	Removing Snow from streets	Streets of City of Yetter	\$1,009.44	\$1,313.16	\$109.44	\$1,009.44	Fully Completed	I-Jobs Road Funding	17-Dec-09	
	Snow Removal in Yetter, Iowa	Various Location in Yetter	\$1,009.44	\$1,313.16	\$225.00	\$1,313.16	Fully Completed	I-JOBS and RUT	13-Nov-10	
Zwingle	Repair storm water inlet under Washington Mill Road. Install large rip rap to stabilize bank and inlet tube.	60 Washington Mills Road, highway storm water inlet	\$332.41	\$404.45	\$860.00	\$332.41	Fully Completed	RIF, ARRA, Road Use Tax funds	23-Sep-09	

The Following Cities and Counties have not submitted an I-JOBS Report as of 12/31/2010

Adair	\$1,641.00	\$4,458.75
Alford	\$664.75	\$808.83
Ancher	\$452.49	\$550.81
Anson	\$242.48	\$295.03
Atalissa	\$1,216.02	\$1,479.57
Atkins	\$9,664.91	\$6,892.72
Aurora	\$7,032.00	\$8,556.11
Baldwin	\$391.18	\$475.96
Bancroft	\$3,529.10	\$4,294.00
Banston	\$58.96	\$71.74
Bassett	\$150.06	\$182.58
Beacon	\$2,262.47	\$2,752.84
Beaconsfield	\$33.85	\$39.96
Beaver	\$193.91	\$235.94
Berkley	\$59.67	\$72.60
Bernard	\$248.80	\$299.55
Bertram	\$1,157.44	\$1,408.30
Blencoe	\$731.74	\$890.33
Bloomington	\$495.50	\$599.39
Bradleyville	\$679.11	\$826.30
Bradgate	\$281.07	\$341.99
Brandenburg	\$1,097.97	\$1,335.94
Carroll	\$867.96	\$1,056.08
Carlisle	\$15,273.86	\$18,584.30
Casey	\$1,987.07	\$2,417.75
Castana	\$667.66	\$812.37
Center Junction	\$572.17	\$696.18
Center Point	\$8,765.98	\$10,665.91
Centralia	\$177.48	\$212.30
Charles City	\$34,120.49	\$41,515.75
Charlottesville	\$1,296.20	\$1,577.14
Chatsworth	\$360.00	\$438.02
Chelsea	\$741.69	\$902.44
Chester	\$365.39	\$444.58
Clayton	\$172.96	\$210.45
Clio	\$215.74	\$262.50
Coburg	\$103.37	\$125.78
College Springs	\$798.40	\$972.66
Columbus City	\$1,309.78	\$1,593.66
Conesville	\$1,772.77	\$2,157.00
Cumma	\$468.29	\$568.78
Davis City	\$1,156.71	\$1,407.42
Dawson	\$392.50	\$478.06
Decorah City	\$728.78	\$886.74
Delaware	\$841.13	\$999.10
Delmar	\$2,245.00	\$2,731.58
Denver	\$7,106.25	\$8,646.46
Dickens	\$607.04	\$736.60
Dixon	\$833.70	\$1,014.39
Donahue	\$719.85	\$875.87
Dundee	\$538.25	\$648.14
Dyersville	\$17,623.68	\$21,443.43
East Peru	\$223.33	\$271.74
Elkport	\$189.10	\$230.08
Elston	\$161.66	\$196.70
Elma	\$2,611.89	\$3,177.98
Essex	\$2,382.05	\$2,867.89
Farmington	\$3,301.98	\$4,017.65
Fostoria	\$809.35	\$984.77
Franklin	\$511.59	\$622.47
Fraser	\$365.20	\$444.36
Fredonia	\$944.71	\$1,149.47
Garber	\$112.24	\$137.92
Garden Grove	\$961.16	\$1,169.48
Gillett Grove	\$137.93	\$167.82
Gilman	\$2,203.62	\$2,688.61
Grand Junction	\$4,210.47	\$5,123.04
Gray	\$201.88	\$245.64
Greedy	\$1,205.49	\$1,466.76
Greenwell	\$298.61	\$361.83
Gruver	\$440.64	\$536.14
Guernsey	\$266.79	\$325.81
Hamburg	\$5,413.95	\$6,589.80
Hamilton	\$387.61	\$471.62
Hartford	\$3,315.09	\$4,033.60
Hendon	\$3,528.10	\$4,294.00
Hornick	\$932.91	\$1,135.10
Imogene	\$231.46	\$281.62
Imperial	\$1,821.74	\$2,210.06
Jamaica	\$866.70	\$1,054.54
Kelllogg	\$2,646.83	\$3,220.50
Keystone	\$1,000.61	\$1,200.96
Kimballton	\$1,352.83	\$1,646.05
Kinross	\$262.65	\$319.58
Kirkman	\$169.51	\$206.24
Kirkville	\$597.16	\$726.59
Knox	\$158.88	\$198.45
La Motte	\$282.55	\$345.95
Ladora	\$1,007.94	\$1,226.40
Lamb Grove	\$872.17	\$1,061.21
Lansdowne	\$534.46	\$650.29
Leighton	\$421.81	\$511.21
Linleville	\$963.70	\$1,172.58
Long Grove	\$2,407.52	\$2,927.67
Lynville	\$1,475.91	\$1,795.79
Lytton	\$1,172.46	\$1,426.58
Maloy	\$79.04	\$96.17
Marion	\$4,974.81	\$6,003.05
Marne	\$468.57	\$570.12
Martinsdale	\$2,039.72	\$2,481.80
Moswell	\$1,524.74	\$1,868.69
Mayville	\$547.65	\$666.34
McCallsburg	\$975.41	\$1,186.82
Moisone	\$207.08	\$251.98
Meirose	\$335.61	\$408.36
Melvin	\$749.79	\$912.30
Milford	\$10,805.70	\$13,147.72
Millerton	\$158.65	\$193.04
Milton	\$2,402.24	\$2,922.90
Mitchell	\$503.87	\$615.52
Mitchellville	\$10,054.45	\$12,213.65
Moorland	\$738.62	\$896.27
Morrison	\$429.55	\$518.21
Mount Auburn	\$434.49	\$528.66
Mount Sterling	\$78.59	\$95.62
Mount Union	\$482.58	\$589.83
Moville	\$6,914.07	\$8,412.63
New Liberty	\$489.34	\$595.41
Norway	\$2,624.99	\$3,193.93
Ole	\$3,127.27	\$3,805.08
Osterdock	\$67.94	\$82.67
Owasa	\$79.77	\$95.84
Oxford	\$1,079.23	\$1,296.62
Pacific Junction	\$2,214.43	\$2,694.38
Palo	\$1,926.57	\$2,377.61
Panorama Park	\$572.17	\$696.18
Parnell	\$804.18	\$978.48
Pioneer	\$91.72	\$111.60
Pleasant Plain	\$327.12	\$398.02
Pleasanton	\$95.63	\$116.36
Pleasantville	\$6,713.16	\$8,168.17
Plover	\$185.43	\$225.62
Polk City	\$12,544.04	\$15,262.83
Preston	\$4,144.95	\$5,043.32
Pulaski	\$798.79	\$971.92
Randolph	\$892.02	\$1,085.36
Raymond	\$2,345.46	\$2,853.81
Ridgeway	\$738.13	\$899.33
Rinard	\$176.83	\$215.16
Rippey	\$807.41	\$982.41
Riverside	\$4,094.23	\$4,931.72
Riverton	\$1,309.75	\$1,670.71
Rodman	\$135.48	\$164.84

Rossie
Rowan
Royal
Rutland
Saint Donatus
Salem
Sandville
Scanville
Sidney
Silver City
Solon
South English
Spillville
Spring Hill
Stanley
Stockport
Stockton
Stout
Swan
Tennant
Thayer
Thor
Thurman
Tingley
Truesdale
Unionville
Valeria
Van Wert
Victor
Waucoma
Webb
West Chester
West Okoboji
Westfield
Westgate
Westland
Willey
Wiota
Woodstock
Yorktown
Zealand

\$171.37	\$208.51
\$795.64	\$968.09
\$1,804.11	\$2,195.14
\$328.45	\$399.64
\$424.18	\$516.12
\$1,470.16	\$1,788.81
\$213.98	\$260.37
\$283.31	\$344.71
\$5,678.01	\$6,908.66
\$1,022.76	\$1,244.43
\$5,443.79	\$6,555.00
\$833.66	\$1,014.95
\$909.59	\$1,106.74
\$372.25	\$452.93
\$312.04	\$379.67
\$730.06	\$888.30
\$585.15	\$711.97
\$646.78	\$786.96
\$470.36	\$572.31
\$203.73	\$247.89
\$213.22	\$258.22
\$285.29	\$347.13
\$833.45	\$1,014.09
\$587.27	\$714.55
\$264.01	\$321.23
\$180.51	\$219.63
\$234.69	\$285.56
\$961.19	\$1,169.52
\$4,158.05	\$5,059.27
\$1,186.17	\$1,382.42
\$494.89	\$602.15
\$541.50	\$668.86
\$1,888.85	\$2,295.80
\$825.50	\$1,004.41
\$766.53	\$932.67
\$1,371.87	\$1,610.68
\$227.21	\$276.45
\$650.79	\$791.84
\$776.89	\$945.28
\$263.57	\$320.70
\$2,694.87	\$3,278.96

* Amana Colonies is not an incorporated lowa city; however, Iowa Code Section 312.8 treats them as one incorporated city for Road Use Tax distribution purposes. As a result, I JOBS funds were distributed to Amana Colonies in the same manner as every incorporated lowa city. The funds are disbursed to the county to be administered by the lowa County Board of Supervisors for the benefit of the Amana Colonies.

** The cities of Sherrill and Spragueville did not receive any I JOBS funds because their population is under 500 and the only road in the city is a farm to market county road under county jurisdiction.

TREASURER OF STATE



Telephone: (515) 281-5368
Fax: (515) 281-7562

Michael L. Fitzgerald
Treasurer of State
Capitol Building
Des Moines, Iowa 50319-0005

E-Mail: treasurer@tos.state.ia.us
Web: www.treasurer.state.ia.us

Date: 01/21/2011
To: Matt McCoy, Dennis Cohoon (Joint Transportation, Infrastructure and Capitals Appropriation subcommittee), Legislative Services Agency, The Department of Management, John P. Kibbie, Pat Murphy (Legislative Capital Projects Committee of the Legislative Council)
From: Jerry Neppel - Division of Soil Conservation & Luke Donahe - Treasurer of State Office
RE: 2010 annual report for appropriations from the Rebuild Iowa Infrastructure Fund and Revenue Bonds Capitals II Fund to the Watershed Improvement Fund

Ladies and Gentlemen:

Please find attached the 2010 year end summary for the Watershed Improvement Fund. The information was provided in conjunction with the Division of Soil Conservation and the Treasurer of State's Office.

Respectfully,

A handwritten signature in cursive script, appearing to read "Stefanie Devin".

Stefanie Devin, Deputy Treasurer

Attachments

The Watershed Improvement Fund and the Watershed Improvement Review Board (WIRB) were created in 2005. This statute is now codified in Iowa Code Chapter 466A. The purpose of the Watershed Improvement Fund is to enhance the water quality and flood prevention efforts in the state through a variety of impairment-based, locally-directed watershed improvement projects. These projects are awarded grants through a competitive application process directed by the WIRB. In state fiscal year 2010 (SFY2010), the Watershed Improvement Fund was appropriated \$5,000,000 from the Rebuild Iowa Infrastructure Fund. In SFY2011, the Watershed Improvement Fund was appropriated \$2,000,000 from the Revenue Bonds Capitals II Fund (RBC2).

Table 1 lists the projects selected September 21, 2009 and February 19, 2010 by the WIRB utilizing the SFY2010 RIIF appropriation. Table 2 lists the projects selected July 23, 2010 and November 5, 2010 by the WIRB utilizing the SFY2011 RCB2 appropriation. The table includes the project name, a brief description of the project, estimated total cost of the project, RIIF or RCB2 awarded, other revenue sources, RIIF or RCB2 expended, RIIF or RCB2 obligated or encumbered, project status and project completion date.

Additional information on these projects can be found at:

<http://www.iowaagriculture.gov/IWIRB.asp>

Per 466A.2, a Watershed Improvement Fund is created in the State Treasury, which shall be administered by the Treasurer of State upon the direction of the Watershed Improvement Review Board. At the end of this report is a summary of the Revenues and Expenses related to the Watershed Fund as of December 31, 2010.

If you would have any questions related to the information presented please feel free to contact Jerry Neppel with the Division of Soil Conservation @ 515-281-3599 or Luke Donahe with the Treasurer of State @ 515-281-4051.

Table 1. State Fiscal Year 2010 Watershed Improvement Fund Appropriations From RIF

Project Number	Watershed Name	Project Description	Total Estimated Cost (\$)	RIF Award (\$)	Other Revenue Sources	RIF Expended (\$)	RIF Obligated or Encumbered	Project Status	Completion Date
9002-001	Indian Springs Pond Watershed Project	Install a variety of urban and rural practices to reduce sediment and other pollutants from entering Indian Springs Pond.	\$817,540	\$201,660	landowners, Environmental Quality Incentives Program, Waukon Economic Development, City of Waukon, Natural Resources Conservation Service, Iowa Department of Natural Resources, Iowa Department of Transportation, Resource Conservation and Development for Northeast Iowa, Allamakee Soil and Water Conservation District	\$35,776	\$165,884	in progress	12/31/2012
9005-002	Silver Creek	Install erosion control practices and livestock management practices to reduce sediment, ammonia and bacteria from entering Silver Creek.	\$1,300,100	\$365,950	landowners, Water Protection Fund, Watershed Protection Fund, EPA 319, Conservation Reserve Program, Environmental Quality Incentives Program, Iowa Financial Incentives Program	\$33,513	\$332,437	in progress	12/31/2013
9006-003	Bear Creek Watershed	Improve the fishery of Bear Creek by reducing livestock manure, sediment and nutrient loading to the Creek using a variety of practices.	\$791,100	\$347,950	Landowners, Conservation Reserve Program, Environmental Quality Incentives Program, Division of Soil Conservation	\$88,621	\$259,329	in progress	12/31/2011
9007-004	Upper Buffalo Creek Watershed	Install structural and management practices in the watershed to reduce pollutant loading to Upper Buffalo Creek.	\$1,234,181	\$494,569	landowners, Conservation Reserve Program, Environmental Quality Incentives Program, Natural Resources Conservation Service	\$59,932	\$434,637	in progress	12/31/2013
9008-005	Hewitt Creek Watershed	Install structural and management practices to reduce pollutant loading to Hewitt Creek in order to remove the creek from the impaired waters list	\$896,007	\$482,035	landowners, Iowa State University, Upper Iowa University, watershed council	\$80,825	\$401,210	in progress	12/31/2014
9009-006	Lost Creek Watershed	Install grade stabilization structures and terraces and management practices to reduce sedimentation of Lost Creek.	\$887,300	\$445,800	landowners, Environmental Quality Incentives Program, Iowa Financial Incentives Program, Conservation Reserve Program	\$14,838	\$430,962	in progress	12/31/2013
9010-007	Hawthorn Lake	Install sediment-reducing structural practices in the watershed, stabilize eroding shoreline and implement in lake management practices to improve the fishery of Hawthorn Lake.	\$977,000	\$360,900	landowners, Publicly-Owned Lakes Program, Lake Restoration Program, Mahaska Soil and Water Conservation District, Department of Natural Resources Fisheries Bureau	\$11,932	\$348,968	in progress	12/31/2013
9011-008	Walnut Creek Watershed	Install various structural and management practices in the watershed to reduce sediment delivery to Walnut Creek and improve the biologic condition of the water.	\$1,714,276	\$213,000	landowners, Environmental Quality Incentives Program, Water Protection Fund, Watershed Protection Fund, EPA 319		\$213,000	in progress	6/30/2013
9012-009	Little River Lake	Reduce sediment and nutrient delivery to Little River Lake to obtain "Fully Supported" status of the lake for aquatic life, reduce potable water treatment costs and restore a viable sport fishery in the lake.	\$1,332,108	\$423,900	landowners; Environmental Quality Incentives Program; Iowa Financial Incentives Program; Conservation Reserve Program; Resource Enhancement and Protection and numerous local, state and federal partners	\$113,052	\$310,848	in progress	12/31/2012
9014-010	Lytle Creek	Install and septic collection and treatment system for the unsewered community of Leisure Lake.	\$3,100,000	\$391,753	Eastern Iowa Regional Utility Service Systems	\$12,745	\$379,008	in progress	6/30/2012
9018-011	Rathbun Lake Watershed	Install sediment-reducing structural practices in targeted areas of five priority subwatersheds to reduce sediment delivery 6,000 tons to Rathbun Lake and it's tributaries	\$2,713,610	\$491,800	landowners, Water Protection Fund, Watershed Protection Fund, EPA 319, Natural Resources Conservation Service, Rathbun Regional Water Association	\$124,075	\$367,725	in progress	12/31/2014
9020-012	Fox River	Install a variety of structural and management practices on cropland and pastureland to reduce sediment delivery to Fox River.	\$2,031,800	\$493,750	landowners, Watershed Protection Fund, EPA 319, Environmental Quality Incentives Program	\$84,147	\$409,603	in progress	12/31/2014
9025-013	Beaver Creek Watershed	Replace a network of concrete stormwater flumes with a series of bioretention structures and other practices to improve water quality and reduce the volume of stormwater runoff in an urbanized watershed.	\$683,478	\$299,518	City of Johnston		\$299,518	in progress	12/31/2011

Table 1. (continued) State Fiscal Year 2010 Watershed Improvement Fund Appropriations From RIF

Project Number	Watershed Name	Project Description	Total Estimated Cost (\$)	RIF Award (\$)	Other Revenue Sources	RIF Expended (\$)	RIF Obligated or Encumbered	Project Status	Completion Date
9028-014	Tributary B Four Mile Creek	Through stream restoration and the installation of various water quality enhancement practices, decrease the volume of runoff and reduce sediment and nutrient delivery to Tributary B and Four Mile Creek.	\$409,540	\$169,800	City of Ankeny, I-Jobs, Polk Soil and Water Conservation District		\$169,800	in progress	10/31/2011
9029-015	Otter Creek Watershed	Convert six city blocks of impervious streets and sidewalk into a porous paver system. Peak discharge rate will decrease 95% from the area. Infiltrating the runoff will remove pollutants and cool the water before it discharges into the coldwater trout stream of Otter Creek.	\$3,232,245	\$500,000	City of West Union, I-Jobs, Iowa Department of Transportation, Iowa Great Places, Iowa Department of Economic Development, Main Street West Union, Fayette Soil and Water Conservation District		\$500,000	in progress	12/31/2011
9031-016	Duck Creek Watershed	Increase urban stormwater infiltration through the installation of permeable pavement and reduce peak storm discharge from a tributary to Duck Creek.	\$1,696,517	\$400,000	City of Davenport, St. Ambrose University	\$0	\$400,000	in progress	7/1/2013
9032-017	Miller Creek Watershed	Install a variety of practices in identified priority areas to reduce sediment delivery and improve the water quality entering Miller Creek.	\$561,000	\$255,300	landowners, Environmental Quality Incentives Program, Iowa Financial Incentives Program, Conservation Reserve Program, Natural Resources Conservation Service, Division of Soil Conservation	\$14,467	\$240,833	in progress	12/31/2013
9033-018	Camp Creek Watershed	Install highly effective practices to targeted high sediment delivery areas in Camp Creek Watershed and maintain the practices using conservation easements.	\$706,000	\$322,500	landowners, Growing Green Communities, Metro Waste Authority, Environmental Quality Incentives Program, Natural Resources Conservation Service	\$70,000	\$252,500	in progress	3/31/2013
Totals			\$25,083,802	\$6,660,185		\$743,923	\$5,916,262		

Table 2. State Fiscal Year 2011 Watershed Improvement Fund Appropriations From RBC2

Watershed Name	Project Description	Total Estimated Cost (\$)	RBC2 Award (\$)	Other Revenue Sources	RBC2 Expended (\$)	RBC2 Obligated or Encumbered	Project Status	Completion Date
Williamson Pond Watershed	Install sediment control practices to improve the water quality of Williamson Pond.	\$424,750	\$116,500	landowners, EPA 319, Publicly Owned Lakes Southern Iowa Development and Conservation Authority		\$116,500	in-progress	12/31/2012
Rathbun Lake Watershed	Construct five (5) large sediment basins in targeted priority areas to reduce sedimentation of Rathbun Lake.	\$380,550	\$200,000	landowners, EPA 319, Rathbun Regional Water Association		\$200,000	landowner contacts made	10/31/2014
White Oak Lake Watershed	Construct a wetland immediately upstream of White Oak Lake on the main tributary to trap sediment and nutrients and prevent them from entering the lake.	\$204,950	\$100,000	Mahaska County Conservation Board, EPA 319		\$100,000	in-progress	12/31/2011
Lost Island Lake Watershed	Improve the water quality of Lost Island Lake through structural and cultural methods.	\$937,000	\$180,000	Palo Alto County, Iowa Department of Natural Resources, Ducks Unlimited, Lost Island Protective Association		\$180,000	Bid letting, construction started	12/31/2011
Bloody Run Creek Watershed	Construct a flood detention structure to reduce peak runoff events through a portion of the City of Marquette.	\$617,000	\$200,000	City of Marquette		\$200,000	in-progress, engineering design	12/1/2011
Competine Creek Partnership Watershed Project	Install water quality improvement practices in priority areas to reduce sedimentation to Competine Creek by 3,800 tons per year.	\$981,326	\$199,250	landowners, Watershed Protection Fund, Iowa Financial Incentives Program, Conservation Reserve Program, Environmental Quality Incentive Program, Resource Enhancement and Protection Program, Iowa State University, Southern Iowa Development and Conservation Authority		\$199,250	landowner contacts made	2/28/2013
Yellow River Headwaters Watershed	Install sediment and manure control structures in priority areas in the watershed to reduce sediment and nutrient loading to Yellow River.	\$1,403,800	\$200,000	landowners, Watershed Protection Fund, Water Protection Fund, Conservation Reserve Program, Environmental Quality Incentive Program, Natural Resources Conservation		\$200,000	landowner contacts made	12/31/2014
Walnut Creek Watershed	Construct terraces and grade stabilization structures in priority areas to reduce sediment delivery to Walnut Creek.	\$313,280	\$200,000	landowners, Iowa Financial Incentives Program, Conservation Reserve Program, Pheasants Forever, Natural Resources Conservation Service, IDALS Division of Soil Conservation		\$200,000	in-progress	1/31/2014
Indian Creek Watershed	Reduce urban stormwater runoff by harvesting and reusing the water as part of the cooling system for a local business.	\$55,000	\$33,000	business owner		\$33,000	in-progress	2/28/2012
Iowa Great Lakes Targeted Watershed Project	Install sediment and water control structures in priority urban and agricultural areas to improve water quality in the Iowa Great Lakes.	\$1,586,247	\$168,500	landowners, Water Quality Commission, Dickinson SWCD, Iowa Financial Incentives Program, Natural Resources Conservation Service, EPA 319, Lakes Restoration Fund, I-Jobs		\$168,500	in-progress	2/28/2015
Tuttle Lake Watershed	Develop or restore wetlands and install other practices to reduce nutrient and sediment delivery to Tuttle Lake.	\$490,635	\$154,350	landowners, Emmet SWCD, Fish and Wildlife Service, Conservation Reserve Program		\$154,350	in-progress	12/31/2012
Des Moines Middle Watershed	Install a sewage collection and treatment system for the unsewered community of Luther.	\$2,100,000	\$200,000	I-Jobs, State Revolving Loan Fund		\$200,000	in-progress	9/30/2012
Dry Run Creek Watershed	Install bio-retention cells and a green roof to reduce urban storm water runoff and improve water quality of Dry Run Creek.	\$197,410	\$48,400	University of Northern Iowa, Watershed Protection Fund		\$48,400	in-progress	11/30/2013
Totals		\$9,691,948	\$2,000,000			\$2,000,000		

**Watershed Protection Fund
Iowa Infrastructure Account (D81)
Revenue & Expenses
Fiscal Year 2011**

Revenue Collected:

Intra State Transfers		\$	-
Water Protection Refunds		\$	150,512.53
Interest			
June Interest	\$		8,894.28
July Interest			3,059.07
August Interest			4,804.02
September Interest			5,668.92
October Interest			7,611.61
November Interest			739.32
December Interest			0.00
January Interest			0.00
February Interest			0.00
March Interest			0.00
April Interest			0.00
May Interest			0.00
Total Interest		_____	<u>30,777.22</u>
Total Revenue Collected from July 1, 2010 through December 31, 2010			181,289.75

Expenditures:

Intra State Transfers			-
WIRB board member per diem cost			2,276.17
Pay Requests Approved by Board		_____	<u>1,417,278.12</u>
Total Expenditures from July 1, 2010 through December 31, 2010			<u>1,419,554.29</u>
Revenue minus Expenditures			\$ (1,238,264.54)
Fund Balance forward from FY 2010			\$ 9,902,400.13
Fund Balance as of December 31, 2010 (FY2011)			<u><u>\$ 8,664,135.59</u></u>

**Watershed Protection Fund
Revenue Bonds Capitals II Fund (DT4)
Revenue & Expenses
Fiscal Year 2011**

Revenue Collected:

Appropriations		\$ 2,000,000.00
Water Protection Refunds		<u>\$ -</u>
Total Revenue Collected from July 1, 2010 through December 31, 2010		2,000,000.00

Expenditures:

Intra State Transfers	-	
WIRB board member per diem cost	-	
Pay Requests Approved by Board	<u>-</u>	
Total Expenditures from July 1, 2010 through December 31, 2010		<u>-</u>
Revenue minus Expenditures		\$ 2,000,000.00
Fund Balance forward from FY 2010		\$ -
Fund Balance as of December 31, 2010 (FY2011)		<u><u>\$ 2,000,000.00</u></u>

**DEPARTMENT OF
VETERANS AFFAIRS**



January 25, 2011

Military Home Ownership Program

Report to the Department of Management
&
Legislative Services Agency

Description of project – This \$5,000 grant is available to a service member who is buying a home in the State of Iowa. Members must have served on active duty on or after September 11, 2001 and purchased a home after March 10, 2005. The home must be a primary residence and it is a once in a lifetime grant.

The Iowa Finance Authority (IFA) is the state agency in charge of administering this program, but the Iowa Department of Veterans Affairs (IDVA) receives the appropriation and it is transferred to IFA. IDVA reviews each application to determine eligibility as a veteran and IFA determines eligibility for the qualifying loan.

Progress of work – Since the inception of the program in FY 2005, there has been \$10,768,811 appropriated for this grant program. Of that amount, \$10,379,347 has been expended or obligated through 12/31/2010 leaving \$389,464 in unallocated funds as of 12/31/2010.

Total estimated cost of the project – The cost of the project is limited to the annual appropriation. The annual appropriations are as follows:

FY'05	\$1,041,008.39
FY'06	\$2,000,000.00
FY'07	\$2,000,000.00
FY'08	\$1,526,903.67
FY'09	\$1,600,000.00
FY'10	\$1,600,000.00
FY'11	\$1,000,000.00

List of all revenue sources used for the project – Revenue for the grant has been provided strictly through RIIF.

Amount of funds expended:

FY'05	
FY'05	\$ 550,861.60
FY'06	\$1,471,445.80
FY'07	\$2,056,713.05
FY'08	\$2,546,127.49
FY'09	\$ 457,309.95
FY'10	\$ 351,157.00
FY'11	\$ 860,429.00

These funds were provided to veterans for the purchase of a home.

Amount of funds obligated:

FY'05	\$ 11,158.87
FY'06	\$ 62,441.68
FY'07	\$ 21,591.36
FY'08	\$ 55,968.43
FY'09	\$ 642,690.05
FY'10	\$ 555,844.00
FY'11	\$ 389,464.00 (remaining unallocated)

These funds are considered obligated because IFA and IDVA have received an application and the veteran is qualified for the program. Either the veteran has not yet closed on the property or the lender has not yet submitted for reimbursement, which would trigger the distribution of the funds.

Date of project completion or estimated completion – This year's program will be complete on June 30, 2011 or when the available funds are expended or obligated.

Respectfully submitted,

Jodi Tymeson
Executive Director
Iowa Department of Veterans Affairs

**Iowa Veterans Home
Rebuild Iowa Infrastructure Fund (RIIF) - 0017
Iowa's Health Restricted Capitals (RC2 – Tobacco) Fund - 0942
Revenue Bonds Capitals (RBC) Fund– 0433
Infrastructure Status Report through December 31, 2010 of FY11**

Project Name and Description:

Dack Dayroom Expansion – FAI Project 19-031, DAS Project 5660.00

The Iowa Veterans Home Dack Care Building currently houses 168 nursing care residents on three floors. The existing dayrooms serve multiple resident needs with their primary function being a dining facility for those residents requiring feeding assistance. Each area is approximately 900 sq. ft. At present, we are restricted to allowing 23 residents to dine in each of these units, currently fulfilling only 40% of the need depending on the unit. Iowa Veterans Home intends to add an additional 1,578 sq. ft. to each resident level. This would create sufficient space to accommodate all activities, recreational purposes and dining of residents on each unit.

All Revenue Sources Being Used to Fund the Project:

The \$1,210,634 state funding is a part of the \$6,200,000 Restricted Capitals HF 2782 (FY 2007 RIIF Appropriation Act). The U.S. Department of Veterans Affairs will provide up to \$2,248,320.

Total Estimated Project Cost:

\$3,458,954 broken down to \$2,248,320 federally funded and \$1,210,634 state funded

NOTE: Federal government matches state funds up to 65% / 35% (as shown above).

Obligated Funds through December 31, 2010 (See page 6 for the breakdowns):

\$3,458,954 (35% state share is \$1,210,634)

Expended Funds through December 31, 2010 (See page 6 for the breakdowns):

\$1,660,394.75 (35% state share is \$581,137)

Estimated Completion Date:

IVH has estimated the completion date of the Dack Dayroom Project to be June 2011.

NOTE: Cannot occupy building until the Federal VA completes a full survey of facility.

Progress of Work:

Rough site grading and concrete paving is 95% complete. Work is focusing on interior metal stud framing, mechanical and plumbing rough-ins.

Substantial completion is projected to be met by April 2011 and occupancy to occur June 2011.

Iowa Department of Administrative Services, Architectural and Engineering Services are providing project management services.

Agency Submitting Request:

Iowa Veterans Home, Marshalltown, Iowa

**Iowa Veterans Home
Rebuild Iowa Infrastructure Fund (RIIF) - 0017
Iowa's Health Restricted Capitals (RC2 – Tobacco) Fund - 0942
Revenue Bonds Capitals (RBC) Fund– 0433
Infrastructure Status Report through December 31, 2010 of FY11**

Project Name and Description:

Master Plan, Phase 1 – FAI Project 19-032, DAS Project 5661.01

Construct two new single story facilities, which include a 120-bed nursing home (Ulery) and a 60-bed pavilion (Pavilion 1- Fox) for nursing care. Upon completion, the new facilities will be occupied by residents from the Dack, Loftus and Sheeler Buildings.

All Revenue Sources Being Used to Fund the Projects:

\$ 6,200,000 - Restricted Capitals HF 2782 (FY 2007 RIIF Appropriations Act)
\$ (1,210,634) - Restricted Capitals HF 2782 funds expended on Dack Dayroom Expansion
\$ 6,208,528 - Iowa Veterans Home carry forward HF 2734
\$ 3,709,378 - Iowa Veterans Home carry forward HF 909
\$ 532,000 - RIIF Appropriation HF 911 (FY 2008 RIIF Appropriations Act)
\$ 200,000 - Senate File 2432 DAS appropriation for project management services
\$ 15,639,272 Total State Funds Available

\$29,044,362 Total Federal Funds requested from the U.S. Department of Veterans Affairs

\$44,683,634 Total Resources

Total Estimated Project Cost:

\$44,683,634 with \$29,044,362 federal and \$15,639,272 state funded

NOTE: Federal government matches state funds up to 65% / 35% (as shown above).

Obligated Funds through December 31, 2010 (See page 7 for the breakdowns)

\$44,683,634 (35% state share is \$15,639,272)

Expended Funds through December 31, 2010 (See page 7 for the breakdowns)

\$30,941,695.15 (35% state share is \$10,829,593)

Estimated Completion Date:

Substantial completion is projected to be met by April 2011 for the 60-bed Pavilion 1 (Fox Building) and occupancy to occur June 2011.

Substantial completion is projected to be met by September 2011 for the 120-bed Nursing Home (Ulery Building) and occupancy to occur November 2011.

NOTE: Cannot occupy building until the Federal VA completes a full survey of facility.

Progress of Work:

Larson & Larson Construction, L.L.C. is the construction general contractor for the Pavilion 1 and the Nursing Home. The project is approximately 73.95% completed.

**Iowa Veterans Home
Rebuild Iowa Infrastructure Fund (RIIF) - 0017
Iowa's Health Restricted Capitals (RC2 – Tobacco) Fund - 0942
Revenue Bonds Capitals (RBC) Fund– 0433
Infrastructure Status Report through December 31, 2010 of FY11**

**Project Name and Description:
Master Plan, Phases 2 - 4**

Phase 2 – FAI Project 19-036

Construct a new single story 60-bed pavilion (Pavilion 2 - Fleming). Upon completion, residents in the Dack Building will be relocated to this facility. This move will facilitate the future relocation of Heinz Hall residents to the Dack Building, which will be converted from a nursing facility to a domiciliary and allow the demolition of Heinz Hall.

Phase 3 – FAI Project 19-034

Replace/renovate the Loftus Building to a new main entrance for the Iowa Veterans Home. The new main entrance will be the focus of the realigned main driveway and will house the central switchboard, visitor reception, orientation tours for prospective residents and family members, as well as the historic heritage archive and museum display. The project also involves the remodel of the Sheeler Building to accommodate therapeutic and administrative services.

Phase 4 – FAI Project 19-035

The project will involve the relocation of the domiciliary residents currently residing in Heinz Hall to the Dack Building. Once Heinz Hall has been demolished a new single story 60-bed pavilion (Pavilion 3) will be constructed. IVH will keep the existing tunnel in place. Upon completion, 60 nursing care residents currently living in semi-private bedrooms in the Malloy Building will be relocated to Pavilion 3.

All Revenue Sources Being Used to Fund the Phase 2 – 4 Projects:

\$ 22,555,329 - Total State Funds Available - Revenue Bonds Capital Funds (I-JOBS) SF 376
\$ 41,888,468 Total Federal Funds requested from the U.S. Department of Veterans Affairs

\$64,443,797 Total Resources

Total Estimated Project Cost:

The total estimated cost for the Master Plan construction projects is \$64,443,797 broken down as follows:

Phase 2 - \$20,492,744 with \$13,320,284 federal and \$ 7,172,460 state funded.

Phase 3 - \$18,651,854 with \$12,123,705 federal and \$ 6,528,149 state funded.

Phase 4 - \$25,299,199 with \$16,444,479 federal and \$ 8,854,720 state funded.

NOTE: Federal government matches state funds up to 65% / 35% (as shown above).

Obligated Funds through December 31, 2010 (See pages 8 - 10 for the breakdowns)

Phase 2 - \$20,492,744 (35% state share is \$7,172,460)

Phase 3 - \$18,651,854 (35% state share is \$6,528,149)

Phase 4 - \$25,299,199 (35% state share is \$8,854,720)

Expended Funds through December 31, 2010 (See pages 8 - 10 for the breakdowns)

Phase 2 - \$646,755.09(35% state share is \$226,372)

Phase 3 - \$492,393.54(35% state share is \$172,338)

Phase 4 - \$ 65,307.62(35% state share is \$22,858)

**Iowa Veterans Home
Rebuild Iowa Infrastructure Fund (RIIF) - 0017
Iowa's Health Restricted Capitals (RC2 – Tobacco) Fund - 0942
Revenue Bonds Capitals (RBC) Fund– 0433
Infrastructure Status Report through December 31, 2010 of FY11**

(Continue Phases 2 – 4)

Estimated Completion Date:

The estimated date for completion of each Phase is as follows:

Phase 2 - November 2011- Grant not yet awarded nor any of the construction work under contract

Phase 3 - May 2015- Grant not yet awarded nor any of the construction work under contract

Phase 4 - To be determined - Grant not yet awarded nor any of the construction work under contract

Progress of Work:

Phase 2 - The bids were opened January 6, 2011. IVH and DAS are reviewing the bidding results. Duration of construction is projected to take 21 months.

Phase 3 - Bid requests were issued January 4, 2011 and bid opening is planned for February 24, 2011 at 3 p.m. Duration of construction is projected to take 30 months.

Phase 4 - The design kick-off meeting is planned to occur January 26, 2011 and 35% drawings to be submitted to Washington D.C no later than May 13, 2011. The state will then request conditional approval. Once conditional approval is granted, the state will be granted 180 days to complete and file all remaining grant application requirements.

NOTE: Effective 11-08-10, IVH is on the FFY 2011 Priority List of Pending State Home Construction Grants, Priority Group 1 FY 2011 (Have State Matching Funds) per the following ranking:

Phase 2 - Conditional approval

Phase 3 - Conditional approval

Phase 4 - 5th in ranking

Agency Submitting Request:

Iowa Veterans Home, Marshalltown, Iowa

**Iowa Veterans Home
Rebuild Iowa Infrastructure Fund (RIIF) - 0017
Iowa's Health Restricted Capitals (RC2 – Tobacco) Fund - 0942
Revenue Bonds Capitals (RBC) Fund– 0433
Infrastructure Status Report through December 31, 2010 of FY11**

Project Name and Description:

Other Projects Funded only by State Funds – DAS Project 5671.00

The Iowa Veterans Home currently has miscellaneous projects.

All Revenue Sources Being Used to Fund the Project:

The \$123,490.09 state funding is part of the \$4,039,945 Iowa Veterans Home carry forward HF 909.

Total Estimated Project Cost:

\$123,490.09

Obligated Funds through December 31, 2010 (See page 11 for the breakdowns):

\$123,490.09

Expended Funds through December 31, 2010 (See page 11 for the breakdowns):

None

Estimated Completion Date:

IVH has estimated the completion date to be June 2011.

Progress of Work:

IVH held the pre-construction meeting on January 6, 2011. Hay Construction submitted preliminary schedule showing on site January 28, 2011.

Agency Submitting Request:

Iowa Veterans Home, Marshalltown, Iowa

**Dack Dayroom Expansion
FAI 19-030 - DAS 5660.00**

	Total Obligated Project Costs	State Obligated Project Costs (35%)	Total Expended Project Costs	Expended State Share (35%)
DAS Fees	\$ 285,470.00	\$ 99,915.00	\$ 78,038.51	\$ 27,313.00
Architect	\$ 274,500.00	\$ 96,075.00	\$ 249,440.00	\$ 87,304.00
General Contractor	\$ 2,459,029.72	\$ 860,660.00	\$ 1,319,869.37	\$ 461,954.00
Other Contractual	\$ 62,384.93	\$ 21,835.00	\$ 13,046.87	\$ 4,566.00
Equipment/Misc.	\$ 377,569.35	\$ 132,149.00	\$ -	\$ -
	\$ 3,458,954.00	\$ 1,210,634.00	\$ 1,660,394.75	\$ 581,137.00

Funding Source	Appropriation Bill	Approp/CF	Federal Draws	Other Revenues	Transfers to DAS	Equipment	Cash Balance
672-007V-942-007V	HF 2782 *	\$ 1,210,634.00	\$ 896,118.00	\$ 765.96	\$ 2,070,208.51	\$ -	\$ 37,309.45
671-V03-0001		\$ -	\$ -	\$ 6,350.00	\$ 6,350.00		\$ -
		\$ 1,210,634.00	\$ 896,118.00	\$ 7,115.96	\$ 2,076,558.51	\$ -	\$ 37,309.45

* HF 2782 TOTAL \$6,200,000 - SPLIT DACK \$1,210,634 & PHASE 1 \$4,989,366

Master Plan Phase 1: Construct 60-bed Fox Building & 120-bed Ulery Building
FAI 19-032 - DAS 5661.01

	Total Obligated Project Costs	State Obligated Project Costs (35%)	Total Expended Project Costs	Expended State Share (35%)
DAS Fees	\$ 1,131,990.00	\$ 396,197.00	\$ 509,728.48	\$ 178,405.00
Architect	\$ 3,081,494.00	\$ 1,078,523.00	\$ 2,853,670.90	\$ 998,785.00
General Contractor	\$ 33,977,642.00	\$ 11,892,175.00	\$ 26,239,649.00	\$ 9,183,877.00
Other Contractual	\$ 1,391,190.01	\$ 486,917.00	\$ 725,385.41	\$ 253,885.00
Equipment/Misc.	\$ 5,101,317.99	\$ 1,785,460.00	\$ 613,261.36	\$ 214,641.00
	\$ 44,683,634.00	\$ 15,639,272.00	\$ 30,941,695.15	\$ 10,829,593.00

Funding Source	Appropriation Bill	Approp/CF	Federal Draws	Other Revenues	Transfers to DAS	Equipment & Other	Cash Balance
672-007V-942-008V	HF 2782 *	\$ 4,989,366.00	\$ 18,636,994.00	\$ 61,076.23	\$ 23,074,174.87		\$ -
672-007V-942-008V	HF 2734	\$ 6,208,528.00			\$ 6,208,528.00		\$ -
672-007V-942-008V	HF 909	\$ 3,709,378.00			\$ 2,617,743.34	\$ 613,261.36	\$ 1,091,634.66
		\$ 14,907,272.00	\$ 18,636,994.00	\$ 61,076.23	\$ 31,900,446.21	\$ 613,261.36	\$ 1,091,634.66
672-08V1-0017-8V11	HF 911	\$ 532,000.00			\$ 532,000.00		\$ -
DAS	SF 2432	\$ 200,000.00			\$ 200,000.00		\$ -
671-V03-0001				\$ 425,668.56	\$ 425,668.56		\$ -
		\$ 15,639,272.00	\$ 18,636,994.00	\$ 486,744.79	\$ 33,058,114.77	\$ 613,261.36	\$ 1,091,634.66

* HF 2782 TOTAL \$6,200,000 - SPLIT DACK \$1,210,634 & PHASE 1 \$4,989,366

**Master Plan Phase 2 : 60-bed Fleming Building
FAI 19-036 - DAS 5661.08**

	Total Obligated Project Costs	State Obligated Project Costs (35%)	Total Expended Project Costs	Expended State Share (35%)
DAS Fees	\$ 696,900.00	\$ 243,915.00	\$ 50,545.05	\$ 17,691.00
Architect - Contracted	\$ 565,000.00	\$ 197,750.00	\$ 581,685.45	\$ 203,590.00
Architect - Pending grant award from VA	\$ 721,000.00	\$ 252,350.00		
General Contractor - Pending award from VA	\$ 15,385,802.00	\$ 5,385,031.00	\$ -	\$ -
Other Contractual	\$ 19,350.00	\$ 6,773.00	\$ 14,544.59	\$ 5,091.00
Equipment/Misc. - Pending award from VA	\$ 3,104,692.00	\$ 1,086,641.00		\$ -
	\$ 20,492,744.00	\$ 7,172,460.00	\$ 646,775.09	\$ 226,372.00

Funding Source	Appropriation Bill	Approp/CF	Federal Draws	Other Revenues	Transfers to DAS	Equipment	Cash Balance
672-091V-0433-9V32	SF 376 *	\$ 7,172,460.00	\$ -	\$ 681.75	\$ 542,996.36	\$ -	\$ 6,630,145.39
671-V03-0001				\$ 324,416.89	\$ 324,416.89		\$ -
		\$ 7,172,460.00	\$ -	\$ 325,098.64	\$ 867,413.25	\$ -	\$ 6,630,145.39

* SF 376 TOTAL \$22,555,329 - SPLIT P2-\$7,172,460; P3-6,528,149; P4-8,854,720

Master Plan Phase 3 - New Main Entry Building & Remodel Sheeler Building
FAI 19-034 - DAS 5661.09

	Total Obligated Project Costs	State Obligated Project Costs (35%)	Total Expended Project Costs	Expended State Share (35%)
DAS Fees	\$ 547,228.00	\$ 191,530.00	\$ 35,863.35	\$ 12,552.00
Architect - Contracted	\$ 410,000.00	\$ 143,500.00	\$ 432,202.89	\$ 151,271.00
Architect - Pending grant award from VA	\$ 752,000.00	\$ 266,700.00	\$ -	\$ -
General Contractor - Pending award from VA	\$ 13,560,701.00	\$ 4,746,245.00	\$ -	\$ -
Other Contractual	\$ 12,985.00	\$ 4,545.00	\$ -	\$ -
Equipment/Misc. - Pending award from VA	\$ 3,358,940.00	\$ 1,175,629.00	\$ 24,327.30	\$ 8,515.00
	\$ 18,651,854.00	\$ 6,528,149.00	\$ 492,393.54	\$ 172,338.00

Funding Source	Appropriation Bill	Appropriation	Federal Draws	Other Revenues	Transfers to DAS	Equipment	Cash Balance
672-091V-0433-9V33	SF 376 *	\$ 6,528,149.00	\$ -	\$ 623.67	\$ 731,775.67		\$ 5,796,997.00
671-V03-0001				\$ 54,962.70	\$ 54,962.70		\$ -
		\$ 6,528,149.00	\$ -	\$ 55,586.37	\$ 786,738.37	\$ -	\$ 5,796,997.00

* SF 376 TOTAL \$22,555,329 - SPLIT P2-\$7,172,460; P3-6,528,149; P4-8,854,720

**Master Plan Phase 4 - Pavilion 3
FAI 19-035 - DAS 5661.10**

	Total Obligated Project Costs	State Obligated Project Costs (35%)	Total Expended Project Costs	Expended State Share (35%)
DAS Fees - Partial pending VA grant award	\$ 793,368.00	\$ 277,679.00	\$ 4,484.50	\$ 1,570.00
Architect - Partial pending VA grant award	\$ 1,572,000.00	\$ 550,200.00	\$ 52,253.72	\$ 18,289.00
General Contractor - Pending VA grant award	\$ 18,739,832.00	\$ 6,558,941.00		\$ -
Other Contractual	\$ 8,569.40	\$ 2,999.00	\$ 8,569.40	\$ 2,999.00
Equipment/Misc. - Pending VA grant award	\$ 4,185,429.60	\$ 1,464,901.00		\$ -
	\$ 25,299,199.00	\$ 8,854,720.00	\$ 65,307.62	\$ 22,858.00

Funding Source	Appropriation Bill	Approp/CF	Federal Draws	Other Revenues	Transfers to DAS	Equipment	Cash Balance
672-091V-0433-9V34	SF 376 *	\$ 8,854,720.00	\$ -	\$ 739.58	\$ 5,116.99	\$ -	\$ 8,850,342.59
671-V03-0001				\$ 60,190.63	\$ 60,190.63		\$ -
		\$ 8,854,720.00	\$ -	\$ 60,930.21	\$ 65,307.62	\$ -	\$ 8,850,342.59

* SF 376 TOTAL \$22,555,329 - SPLIT P2-\$7,172,460; P3-\$6,528,149; P4-\$8,854,720

Other Projects Funded by State Funds Only

	Total Obligated Project Costs	Total Expended Project Costs
DAS Fees	\$ 10,000.00	
Architect	\$ 113,490.09	
	\$ 123,490.09	\$ -

Funding Source	Appropriation Bill	Approp/CF	Federal Draws	Other Revenues	Transfers to DAS	Equipment	Cash Balance
672-007V-942-010V	HF 909	\$ 330,567.30	\$ -	\$ -	\$ 113,490.09	\$ -	\$ 217,077.21
		\$ 330,567.30	\$ -	\$ -	\$ 113,490.09	\$ -	\$ 217,077.21

APPENDIX A

**INFRASTRUCTURE TRACKING FOR STATUS REPORTS
ACTUAL FY 2008 THROUGH ESTIMATED FY 2011**

Transportation, Infrastructure, and Capitals

Other Fund

	Actual FY 2008 <u>(1)</u>	Actual FY 2009 <u>(2)</u>	Actual FY 2010 <u>(3)</u>	Estimated FY 2011 <u>(4)</u>
<u>Administrative Services, Dept. of</u>				
Administrative Services				
Capitol Shuttle - RIF	\$ 0	\$ 183,000	\$ 200,000	\$ 200,000
I/3 RFP for Human Resources Module - RIF	0	200,000	-200,000	0
Mercy Capital Hospital Operations - RIF	0	0	500,000	1,083,175
Enterprise Resource Planning-I/3 - RIF	1,500,000	0	0	0
DAS Distribution Account - RIF	2,000,000	2,000,000	3,700,000	3,700,000
Total Administrative Services, Dept. of	\$ 3,500,000	\$ 2,383,000	\$ 4,200,000	\$ 4,983,175

Transportation, Infrastructure, and Capitals

Other Fund

	Actual FY 2008 <u>(1)</u>	Actual FY 2009 <u>(2)</u>	Actual FY 2010 <u>(3)</u>	Estimated FY 2011 <u>(4)</u>
<u>Administrative Services - Capitals</u>				
Administrative Services - Capitals				
Cap. Complex Alternative Energy Sys.-RC2	\$ 0	\$ 200,000	\$ 0	\$ 0
Project Manager IVH-RIIF	0	200,000	0	0
Install Pre-Heat Piping-RC2	0	300,000	0	0
Terrace Hill Renovation-RCF	0	186,457	0	0
Complex Utility Tunnels Imprv-RIIF	260,000	1,000,000	0	0
Property Acquisition-RIIF	1,000,000	1,000,000	0	0
Sidewalk & Parking Lot Repairs-RIIF	1,650,000	0	0	0
West Capitol Terrace-RIIF	1,600,000	0	0	0
Capitol Interior/Exterior - RIIF	6,300,000	1,900,000	5,000,000	0
Wallace Building - RIIF	0	0	1,500,000	0
Cap Comp Elect Dist Upgrade - RIIF	3,460,960	0	850,000	0
Major Maintenance-VIF	40,000,000	0	0	0
Terrace Hill Maintenance - RIIF	0	0	769,543	0
Major Maintenance - RCF	0	0	195,484	0
Iowa Juvenile Home - Ed & Infirmary Bldg-RIIF	3,100,000	0	0	0
Monument & Art-RIIF	200,000	0	0	0
DHS CCUSO Facility-RIIF	750,000	829,000	0	0
Disabled Veterans Memorial-RIIF	50,000	0	0	0
Cap. Complex Master Plan-RIIF	0	250,000	0	0
Hoover Security/Fire Walls-RIIF	0	165,000	0	0
Mercy Capitol Purchase-RIIF	0	3,950,000	0	0
New State Office Bldg-RC2	0	-36,923,898	0	0
ITE Pooled Technology - TRF	3,810,375	3,980,255	2,037,184	3,793,654
Service Oriented Architecture-TRF	254,992	0	0	0
Major Maintenance - RBC	0	14,624,923	0	3,000,000
Vehicle Dispatch Fleet Relocation-RIIF	350,000	-349,161	0	0
Central Energy Plant/Facilities Mgmt - RIIF	998,000	0	623,000	0
Leases/Relocation Assistance-RIIF	1,824,500	0	0	0
Hoover Bldg HVAC Improve - RIIF	1,320,000	0	0	0
Hoover Building HVAC Improve - RIIF	0	0	1,500,000	0
Routine Maintenance - RIIF	5,000,000	3,000,000	3,000,000	0
Major Maintenance-RIIF	0	2,000,000	0	0
Total Administrative Services - Capitals	\$ 71,928,827	\$ -3,687,424	\$ 15,475,211	\$ 6,793,654

Transportation, Infrastructure, and Capitals

Other Fund

	Actual FY 2008 <u>(1)</u>	Actual FY 2009 <u>(2)</u>	Actual FY 2010 <u>(3)</u>	Estimated FY 2011 <u>(4)</u>
<u>Agriculture and Land Stewardship</u>				
Agriculture and Land Stewardship				
IA Jr. Gelbvieh Association-RIF	\$ 0	\$ 10,000	\$ 0	\$ 0
Soil Conservation Cost Share - RBC	0	0	11,500,000	1,000,000
WIRB Administration - RIF	0	0	0	50,000
Soil Conservation Cost Share - RBC2	0	0	0	5,950,000
Cons Reserve Enhancement Prog - RBC2	0	0	0	2,500,000
Total Agriculture and Land Stewardship	\$ 0	\$ 10,000	\$ 11,500,000	\$ 9,500,000
<u>Blind Capitals, Dept. for the</u>				
Dept. for the Blind Capitals				
Blind Building Renovation-RBC	\$ 0	\$ 869,748	\$ 0	\$ 0
Newsline Service - RIF	0	0	0	20,000
Total Blind Capitals, Dept. for the	\$ 0	\$ 869,748	\$ 0	\$ 20,000
<u>Corrections, Dept. of</u>				
Central Office				
Iowa Corrections Offender Network - TRF	\$ 500,000	\$ 500,000	\$ 500,000	\$ 500,000
Total Corrections, Dept. of	\$ 500,000	\$ 500,000	\$ 500,000	\$ 500,000

Transportation, Infrastructure, and Capitals

Other Fund

	Actual FY 2008 <u>(1)</u>	Actual FY 2009 <u>(2)</u>	Actual FY 2010 <u>(3)</u>	Estimated FY 2011 <u>(4)</u>
<u>Corrections Capital</u>				
Corrections Capital				
CBC 5 Security Barrier Perimeter- RBC	\$ 0	\$ 0	\$ 0	\$ 1,000,000
Project Management Costs - ISP - PBF	0	0	0	322,500
ISP Electrical Lease - RIIF	333,168	0	-27,764	0
Davenport CBC Facility-RIIF	0	-3,458,217	0	0
DOC-Davenport CBC Facility-Fund 0942	0	3,458,217	0	0
Fort Dodge CBC Facility-RIIF	2,450,000	0	0	0
DOC Capitals Request-RIIF	5,495,000	-2,797,376	0	0
DOC Capital Improvements-RC2	0	2,797,376	0	0
Anamosa Dietary Renovation-RC2	1,400,000	0	0	0
ICIW Master Plan-RIIF	500,000	0	0	0
CBC Cedar Rapids MH Facility-RIIF	1,300,000	0	0	0
Anamosa Boiler-RIIF	25,000	0	0	0
CBC Des Moines Expansion - RIIF	0	200,000	-103,346	0
DOC A & E Funding-RIIF	0	1,000,000	0	0
Construction Project Management - RIIF	0	500,000	1,750,000	0
Iowa State Penitentiary-PBF	0	130,677,500	0	0
CBC 1 Waterloo Bed Expansion-RBC	0	6,000,000	0	0
CBC 3 Sioux City Bed Expansion-RBC	0	5,300,000	0	0
CBC 5 Des Moines Expansion - RBC	0	13,100,000	-13,100,000	0
CBC 7 Davenport Expansion-RBC	0	2,100,000	0	0
CBC 8 Ottumwa Bed Expansion-RBC	0	4,100,000	0	0
ICIW Mitchellville Prison Expansion-RBC	0	47,500,000	0	0
Mt.Pleasant/Rockwell City Kitchens-RBC	0	12,500,000	0	0
Construction Project Management - RBC	0	0	0	2,200,000
CBCs Opening Costs Equipment - RBC	0	0	0	1,519,048
Total Corrections Capital	\$ 11,503,168	\$ 222,977,500	\$ -11,481,110	\$ 5,041,548

Transportation, Infrastructure, and Capitals

Other Fund

	Actual FY 2008 <u>(1)</u>	Actual FY 2009 <u>(2)</u>	Actual FY 2010 <u>(3)</u>	Estimated FY 2011 <u>(4)</u>
<u>Cultural Affairs, Dept. of</u>				
<u>Cultural Affairs, Dept. of</u>				
Grout Museum District Oral History Exhibit - TRF	\$ 0	\$ 500,000	\$ 486,250	\$ 0
Historic Preservation - RIIF	1,000,000	1,000,000	1,000,000	0
Kimball Organ Restoration - RIIF	0	80,000	-25,000	0
Great Places Capitals - RIIF	3,000,000	2,000,000	1,900,000	0
Battle Flags - RIIF	220,000	220,000	0	60,000
Civil War Sesquicentennial - RIIF	0	0	350,000	0
Community Cultural Grants - RIIF	0	0	200,000	0
Historic Site Maintenance - RIIF	0	0	0	40,000
Total Cultural Affairs, Dept. of	\$ 4,220,000	\$ 3,800,000	\$ 3,911,250	\$ 100,000
<u>Cultural Affairs Capital</u>				
<u>Cultural Affairs Capital</u>				
Great Places Grants - RBC	\$ 0	\$ 0	\$ 0	\$ 2,000,000
Total Cultural Affairs Capital	\$ 0	\$ 0	\$ 0	\$ 2,000,000

Transportation, Infrastructure, and Capitals

Other Fund

	Actual FY 2008 <u>(1)</u>	Actual FY 2009 <u>(2)</u>	Actual FY 2010 <u>(3)</u>	Estimated FY 2011 <u>(4)</u>
<u>Economic Development, Dept. of</u>				
Economic Development, Dept. of				
Innovation & Commercialization Infra - RIIF	\$ 900,000	\$ 900,000	\$ 0	\$ 0
Workforce Training and Economic Dev - RIIF	2,000,000	2,000,000	2,000,000	2,000,000
Regional Sports Authorities - RIIF	500,000	500,000	500,000	500,000
City of Seymour Asbestos Demolition Assist - RIIF	0	0	50,000	0
AAU Jr. Olympics Summer 2009 - RIIF	0	0	200,000	0
Warren Co Econ Dev Bldg - RIIF	0	0	100,000	0
City of Muscatine Fire Station - RIIF	0	0	200,000	0
City of Stratford Community Center - RIIF	0	0	10,000	0
Main Street Iowa Program - RBC	0	0	5,550,000	0
Grow Iowa Values Fund - RIIF	0	50,000,000	23,000,000	38,000,000
6th Avenue Corridor-Main Streets - RIIF	0	0	0	100,000
Port Authority-Economic Dev SE Iowa - RIIF	0	0	0	50,000
World Food Prize Borlaug/Ruan Scholar Prog - RI	0	0	0	100,000
Cedar Rapids Small Business Center - RBC2	0	0	0	1,200,000
Mason City Small Business Center - RBC2	0	0	0	1,500,000
Main Street Projects - RBC2	0	0	0	8,450,000
Community Attraction and Tourism-RBC	0	12,000,000	0	0
River Enhancement CAT-RBC	0	10,000,000	0	0
ACE Vertical Infrastructure-RBC	0	5,500,000	0	0
Blank Park Zoo Expansion - RIIF	0	0	0	500,000
Community Attraction and Tourism - RBC2	0	0	0	12,000,000
River Enhancement CAT - RBC2	0	0	0	4,000,000
ACE Vertical Infrastructure - RBC2	0	0	0	5,500,000
Central Iowa Expo-RIIF	250,000	0	0	0
Des Moines Multiuse Community Center-RIIF	0	100,000	0	0
River Enhancement Community Attraction and To	0	10,000,000	0	0
DED ACE Infrastr (RestrCap2)	0	9,725,000	0	0
RIIF ACE Infrastructure	5,500,000	-4,225,000	0	0
Community & Tourism Grant - RIIF	5,000,000	12,000,000	0	0
Total Economic Development, Dept. of	\$ 14,150,000	\$ 108,500,000	\$ 31,610,000	\$ 73,900,000

Transportation, Infrastructure, and Capitals

Other Fund

	Actual FY 2008 <u>(1)</u>	Actual FY 2009 <u>(2)</u>	Actual FY 2010 <u>(3)</u>	Estimated FY 2011 <u>(4)</u>
<u>Economic Development Capitals</u>				
Economic Development Capitals				
Regional Transit Hub Construction - RBC	\$ 0	\$ 0	\$ 0	\$ 4,000,000
Total Economic Development Capitals	\$ 0	\$ 0	\$ 0	\$ 4,000,000
<u>Education, Dept. of</u>				
Education, Dept. of				
Statewide Education Data Warehouse	\$ 600,000	\$ 600,000	\$ 600,000	\$ 600,000
Iowa Learning Technologies	0	250,000	0	0
ICN Part III Leases & Maintenance Network	2,727,000	2,727,000	2,727,000	2,727,000
Enrich Iowa	1,000,000	1,000,000	1,000,000	500,000
Skills Iowa Technology Grant Program	0	500,000	0	0
Agricultural Learning Center at Eastern Iowa Com	0	80,000	0	0
Community Colleges Infrastructure - RBC	0	2,000,000	0	0
Community Colleges Infrastructure - IJOBS	0	0	0	2,000,000
Total Education, Dept. of	\$ 4,327,000	\$ 7,157,000	\$ 4,327,000	\$ 5,827,000
Iowa Public Television				
Generators	\$ 0	\$ 1,602,437	\$ 0	\$ 0
Digital Translator	0	701,500	0	0
Total Iowa Public Television	\$ 0	\$ 2,303,937	\$ 0	\$ 0
Total Education, Dept. of	\$ 4,327,000	\$ 9,460,937	\$ 4,327,000	\$ 5,827,000
<u>Education Capital</u>				
Education Capital				
Community College Infrastructure-RIIF	\$ 2,000,000	\$ 0	\$ 0	\$ 0
NEICC Ag Safety-RIIF	35,000	0	0	0
IPTV Capitals-RIIF	1,275,000	0	0	0
Iowa Learning Technologies-TRF	500,000	0	0	0
Total Education Capital	\$ 3,810,000	\$ 0	\$ 0	\$ 0

Transportation, Infrastructure, and Capitals

Other Fund

	Actual FY 2008 (1)	Actual FY 2009 (2)	Actual FY 2010 (3)	Estimated FY 2011 (4)
<u>Ethics and Campaign Disclosure</u>				
Campaign Finance Disclosure				
Electronic Filing-TRF	\$ 0	\$ 0	\$ 15,000	\$ 0
Total Ethics and Campaign Disclosure	\$ 0	\$ 0	\$ 15,000	\$ 0
<u>Human Rights, Dept. of</u>				
Human Rights, Department of				
Infrastructure for Integrating Justice Data Systems	\$ 2,881,466	\$ 1,839,852	\$ 0	\$ 0
Justice Enterprise Data Warehouse	0	0	361,072	0
Total Human Rights, Dept. of	\$ 2,881,466	\$ 1,839,852	\$ 361,072	\$ 0
<u>Human Services, Dept. of</u>				
Assistance				
Nursing Facility Renovation and Constr.-RIIF	\$ 1,000,000	\$ 600,000	\$ -600,000	\$ 0
Child Dev Homes Health Ins Access Study-RIIF	0	50,000	-50,000	0
Child Care Workgroup-RIIF	0	30,000	0	0
Community and Family Resource Center-RIIF	0	15,000	0	0
Total Human Services, Dept. of	\$ 1,000,000	\$ 695,000	\$ -650,000	\$ 0
<u>Human Services Capital</u>				
Human Services - Capital				
Independence MH Sys Comm Dev Bldg-RIIF	\$ 0	\$ 0	\$ 200,000	\$ 0
CSRU Payment Processing Equip.-TRF	272,000	0	0	0
Nursing Facility Financial Assist.-RIIF	0	0	-800,000	0
Total Human Services Capital	\$ 272,000	\$ 0	\$ -600,000	\$ 0
<u>Iowa Tele. & Tech. Commission</u>				
Iowa Communications Network				
ICN Equipment Replacement - TRF	\$ 2,067,000	\$ 2,190,123	\$ 2,211,863	\$ 2,244,956
Generator Replacement - TRF	0	0	2,755,246	0
ICN Fiber Redundancy - TRF	0	0	2,320,000	0
ICN Voice Platform Redundancy - TRF	0	1,800,000	0	0
Total Iowa Tele. & Tech. Commission	\$ 2,067,000	\$ 3,990,123	\$ 7,287,109	\$ 2,244,956

Transportation, Infrastructure, and Capitals

Other Fund

	Actual FY 2008 <u>(1)</u>	Actual FY 2009 <u>(2)</u>	Actual FY 2010 <u>(3)</u>	Estimated FY 2011 <u>(4)</u>
<u>Iowa Finance Authority</u>				
Iowa Finance Authority				
IFA Water Quality Grants-RIIF	\$ 4,000,000	\$ 3,000,000	\$ 0	\$ 0
State Housing Trust Fund-RIIF	2,500,000	3,000,000	3,000,000	1,000,000
I JOBS Administration-RIIF	0	0	200,000	200,000
Public Shelter Grant Fund-RBC	0	0	10,000,000	0
Disaster Damage Housing Assist Grant Fund-RBC	0	0	5,000,000	0
Affordable Housing Assist Grant Fund-RBC	0	0	20,000,000	0
Sewer Infrastructure-RBC	0	0	55,000,000	0
Housing Trust Fund-RBC	0	0	0	2,000,000
Facilities Multiple-Handicapped-Polk Co-RIIF	0	0	0	250,000
Disaster Prevention Local Infra Grant Prog-RBC2	0	0	0	30,000,000
Floodwall Cedar Rapids Former Fed. Courthouse-	0	0	0	2,000,000
Linn County Administrative Office Building-RBC2	0	0	0	4,400,000
Cedar Rapids City Hall-RBC2	0	0	0	4,400,000
DSM Fire Dept Training and Logistics Facility-RBC	0	0	0	3,000,000
Des Moines Riverpoint Service Area-RBC2	0	0	0	1,250,000
Des Moines Court Ave Sewer-RBC2	0	0	0	3,050,000
DSM Flood Control-Tonawanda Ravine-RBC2	0	0	0	700,000
DSM Wastewater Reclamation Basins-RBC2	0	0	0	500,000
Des Moines-Broadlawns-RBC2	0	0	0	1,000,000
Flood Mitigation Davenport-Woodman Pk Flood P	0	0	0	1,050,000
Waterloo Public Works Building	0	0	0	5,000,000
Iowa City Wastewater Treatment Plant	0	0	0	2,000,000
West Union Green Pilot Project	0	0	0	1,175,000
Jessup City Hall	0	0	0	475,000
Belmond Storm Sewer Flood Protection	0	0	0	600,000
Norwalk Orchard Ridge Drainage Channel Project	0	0	0	300,000
Cedar Rapids Flood Mitigation	0	0	0	2,100,000
Linn County Public Service Center Flood Damage	0	0	0	4,500,000
Total Iowa Finance Authority	\$ 6,500,000	\$ 6,000,000	\$ 93,200,000	\$ 70,950,000

Transportation, Infrastructure, and Capitals

Other Fund

	Actual FY 2008 <u>(1)</u>	Actual FY 2009 <u>(2)</u>	Actual FY 2010 <u>(3)</u>	Estimated FY 2011 <u>(4)</u>
<u>Iowa Workforce Development</u>				
Iowa Workforce Development				
Outcome Tracking System	\$ 580,000	\$ 0	\$ 0	\$ 0
Automated worker's compensation appeal process	500,000	0	0	0
Total Iowa Workforce Development	\$ 1,080,000	\$ 0	\$ 0	\$ 0
<u>Law Enforcement Academy</u>				
Law Enforcement Academy				
ILEA Technology Projects - TRF - 0943	\$ 0	\$ 0	\$ 185,000	\$ 0
Total Law Enforcement Academy	\$ 0	\$ 0	\$ 185,000	\$ 0
<u>Natural Resources, Dept. of</u>				
Natural Resources				
Lowhead Dam Hazard Program	\$ 0	\$ 1,000,000	\$ 0	\$ 0
Plasma Arc Technology	0	150,000	-15,000	0
Floodplain Management & Dam Safety	0	0	2,000,000	2,000,000
Lake Restoration and Dredging	0	0	2,800,000	0
Water Trails and Low Head Dam Programs	0	0	800,000	0
Hungry Canyons Alliance	0	0	100,000	0
Honey Creek Asset Manager	0	0	0	100,000
Watershed Rebuilding-Water Quality	0	0	13,500,000	0
Total Natural Resources, Dept. of	\$ 0	\$ 1,150,000	\$ 19,185,000	\$ 2,100,000

Transportation, Infrastructure, and Capitals

Other Fund

	Actual FY 2008 <u>(1)</u>	Actual FY 2009 <u>(2)</u>	Actual FY 2010 <u>(3)</u>	Estimated FY 2011 <u>(4)</u>
<u>Natural Resources Capital</u>				
Natural Resources Capital				
DNR-Destination Park-RCF	\$ 0	\$ 3,100,000	\$ 0	\$ 0
State Park Infrastructure-RIIF	2,500,000	0	0	0
Lakes Restoration & Water Quality-RIIF	8,600,000	0	0	0
Honey Creek Resort State Park-RC2	0	4,900,000	0	0
Volga Lake Recreation Area-RIIF	750,000	0	0	0
Lake Delhi Improvements-RIIF	100,000	100,000	0	0
Carter Lake Improvements-RIIF	500,000	0	0	0
Mines of Spain Park-RIIF	100,000	0	0	0
Volga River Rec Area Infrastructure-RBC	0	750,000	0	0
Carter Lake Improvements-RBC	0	500,000	0	0
Lake Restoration & Dredging-RBC	0	10,000,000	0	7,000,000
Lake Restoration & Dredging-RBC2	0	0	0	3,000,000
Rock Creek Permanent Shelter-RIIF	0	0	0	40,000
State Parks Infrastructure-RBC2	0	0	0	5,000,000
Total Natural Resources Capital	\$ 12,550,000	\$ 19,350,000	\$ 0	\$ 15,040,000
<u>Public Defense, Dept. of</u>				
Emergency Management Division				
2-1-1 Call System	\$ 0	\$ 0	\$ 250,000	\$ 0
Total Public Defense, Dept. of	\$ 0	\$ 0	\$ 250,000	\$ 0

Transportation, Infrastructure, and Capitals

Other Fund

	Actual FY 2008 <u>(1)</u>	Actual FY 2009 <u>(2)</u>	Actual FY 2010 <u>(3)</u>	Estimated FY 2011 <u>(4)</u>
<u>Public Defense Capital</u>				
Public Defense Capital				
Ottumwa Armory-RIIF	\$ 1,000,000	\$ 500,000	\$ 0	\$ 0
Camp Dodge Readiness Center-RIIF	50,000	0	0	0
Technology Upgrades-TRF	111,000	0	0	0
Newton Readiness Center-RIIF	400,000	0	0	0
Eagle Grove Readiness Center-RIIF	400,000	0	0	0
Law Enf./Nat'l Guard Shoot House-RIIF	500,000	0	0	0
Facility/Armory Maintenance-RIIF	1,500,000	1,500,000	1,500,000	1,500,000
Camp Dodge Water Project Phase 3-RIIF	400,000	410,000	0	0
Iowa City Readiness Center-RIIF	1,200,000	0	0	0
Waterloo Aviation Readiness Center-RIIF	500,000	0	0	0
STARCOMM-RIIF	2,000,000	1,600,000	0	0
Gold Star Museum-RIIF	1,000,000	2,000,000	1,000,000	0
Camp Dodge Electrical Distribution System-RIIF	0	526,000	0	0
Mount Pleasant Readiness Center-RIIF	0	0	1,000,000	0
Statewide Modernization Readiness Ctrs-RIIF	0	1,800,000	1,800,000	1,800,000
Davenport Readiness Center-RIIF	0	0	2,000,000	0
Middletown AF Readiness Center-RIIF	0	0	0	100,000
Iowa Falls Readiness Center-RIIF	0	0	0	500,000
Cedar Rapids Armed Forces Readiness Center-R	0	0	0	200,000
Total Public Defense Capital	\$ 9,061,000	\$ 8,336,000	\$ 7,300,000	\$ 4,100,000
<u>Public Health, Dept. of</u>				
Public Health, Dept. of				
Community MH Center-TRF	\$ 0	\$ 0	\$ 0	\$ 250,000
Vision Screening-RIIF	0	130,000	130,000	100,000
Total Public Health, Dept. of	\$ 0	\$ 130,000	\$ 130,000	\$ 350,000

Transportation, Infrastructure, and Capitals

Other Fund

	Actual FY 2008 <u>(1)</u>	Actual FY 2009 <u>(2)</u>	Actual FY 2010 <u>(3)</u>	Estimated FY 2011 <u>(4)</u>
<u>Public Safety Capital</u>				
Public Safety Capital				
Regional Fire Training Facility-RIIF	\$ 1,400,000	\$ 0	\$ 0	\$ 0
Mason City Patrol Post-RIIF	2,400,000	0	0	0
AFIS Lease Purchase-TRF	560,000	560,000	350,000	0
DPS Technology Projects-TRF	1,900,000	0	0	0
Emergency Response Training Facility-RIIF	2,000,000	-2,000,000	0	0
State Emergency Response Training Facility-RC2	0	2,000,000	0	0
Total Public Safety Capital	\$ 8,260,000	\$ 560,000	\$ 350,000	\$ 0
<u>Regents, Board of</u>				
Regents, Board of				
SUI - Iowa Flood Center	\$ 0	\$ 0	\$ 1,300,000	\$ 1,300,000
Iowa Energy Center	0	0	0	5,000,000
Regents Tuition Replacement-RIIF	10,329,981	24,305,412	24,305,412	24,305,412
ISU - Midwest Grape and Wine Industry Institute	0	50,000	0	0
ISU - Iowa Energy Center	0	0	5,000,000	0
Total Regents, Board of	\$ 10,329,981	\$ 24,355,412	\$ 30,605,412	\$ 30,605,412

Transportation, Infrastructure, and Capitals

Other Fund

	Actual FY 2008 <u>(1)</u>	Actual FY 2009 <u>(2)</u>	Actual FY 2010 <u>(3)</u>	Estimated FY 2011 <u>(4)</u>
<u>Regents Capital</u>				
Regents Capital				
SUI-Inst. for Biomedical Discovery-RIIF	\$ 10,000,000	\$ -550,000	\$ 0	\$ 0
Fire Safety and Deferred Maintenance	1,000,000	0	0	0
ISU - Renewable Fuels Building-RIIF	5,647,000	3,479,000	11,597,000	0
ISU Veterinary Lab-VIF	600,000	0	0	0
UNI - MyEntreNet-TRF	235,000	0	0	0
SUI-Institute for Biomedical Discovery-RC2	0	10,550,000	0	0
ISU - Renewable Fuels Building-RC2	0	11,277,000	0	0
Iowa Public Radio Infrastructure-RBC	0	1,900,000	0	0
ISU - Veterinary Facility Phase II-RBC	0	10,000,000	0	13,000,000
ISU - Vet Equip-Modernize Blank Park Zoo-RIIF	0	0	0	400,000
SUI - Institute for Biomedical Discovery	0	0	0	10,000,000
SUI - Hygienic Laboratory-RIIF	15,650,000	12,000,000	0	0
ISU - Veterinary Laboratory-RIIF	0	1,800,000	0	0
Total Regents Capital	\$ 33,132,000	\$ 50,456,000	\$ 11,597,000	\$ 23,400,000
<u>Revenue, Dept. of</u>				
Revenue, Dept. of				
SAVE Appropriation	\$ 10,000,000	\$ 10,000,000	\$ 10,000,000	\$ 0
Total Revenue, Dept. of	\$ 10,000,000	\$ 10,000,000	\$ 10,000,000	\$ 0
<u>Secretary of State</u>				
Secretary of State				
Voting Machine Reimbursement-RIIF	\$ 2,000,000	\$ 0	\$ 0	\$ 0
Optical Scan Voting Systems-RIIF	4,900,880	0	0	0
Total Secretary of State	\$ 6,900,880	\$ 0	\$ 0	\$ 0
<u>State Fair Authority Capital</u>				
State Fair Authority Capital				
Agri. Exhibition Center-RIIF	\$ 3,000,000	\$ 0	\$ 5,500,000	\$ 0
Agricultural Exhibition Center-RBC	0	0	0	2,500,000
Total State Fair Authority Capital	\$ 3,000,000	\$ 0	\$ 5,500,000	\$ 2,500,000

Transportation, Infrastructure, and Capitals

Other Fund

	Actual FY 2008	Actual FY 2009	Actual FY 2010	Estimated FY 2011
	(1)	(2)	(3)	(4)
Transportation, Dept. of				
Transportation, Dept. of				
Public Transit Infrastructure-RIIF	\$ 2,200,000	\$ 0	\$ 1,250,000	\$ 0
Aviation Authority Assistance-SAF	20,000	0	0	0
Commercial Air Service-RIIF	1,500,000	0	0	0
General Aviation Grants-RIIF	750,000	750,000	750,000	750,000
Recreational Trails-RIIF	2,000,000	3,000,000	3,500,000	0
Rail Revolving Loan & Grant Fund-RIIF	2,000,000	2,000,000	1,500,000	2,000,000
Dubuque Depot Platform-RIIF	0	300,000	0	0
Passenger Rail-RIIF	0	0	3,000,000	0
Local Roads 50/50 Split-RIIF	0	0	14,750,000	24,700,000
Bridge Safety Fund-RBC	0	0	40,000,000	0
Commercial Aviation Infrastructure-RBC	0	1,500,000	0	0
Public Transit Infrastructure Grants-RBC	0	2,200,000	0	0
Commercial Aviation Infrastructure-RBC2	0	0	0	1,500,000
Public Transit Grants-RBC2	0	0	0	2,000,000
Passenger Rail Service - UST	0	0	0	2,000,000
Bridge Safety Program-RBC2	0	0	0	10,000,000
Rail Ports Improvement Program-RBC2	0	0	0	7,500,000
Total Transportation, Dept. of	\$ 8,470,000	\$ 9,750,000	\$ 64,750,000	\$ 50,450,000

Transportation, Infrastructure, and Capitals

Other Fund

	Actual FY 2008 <u>(1)</u>	Actual FY 2009 <u>(2)</u>	Actual FY 2010 <u>(3)</u>	Estimated FY 2011 <u>(4)</u>
<u>Treasurer of State</u>				
Treasurer of State				
Watershed Improvement Fund-RIIF	\$ 0	\$ 5,000,000	\$ 5,000,000	\$ 0
County Fair Improvements-RIIF	1,590,000	1,060,000	1,590,000	1,060,000
Watershed Protection-Water Quality	5,000,000	0	0	0
Revenue Bonds Capitals Appropriation-RBC	0	0	165,000,000	0
Watershed Improvement Fund - RBC2	0	0	0	2,000,000
Total Treasurer of State	\$ 6,590,000	\$ 6,060,000	\$ 171,590,000	\$ 3,060,000
<u>Veterans Affairs, Dept. of</u>				
Veterans Affairs, Department of				
Veterans Home Ownership Assistance - RIIF	\$ 1,000,000	\$ 1,600,000	\$ 1,600,000	\$ 1,000,000
Total Veterans Affairs, Dept. of	\$ 1,000,000	\$ 1,600,000	\$ 1,600,000	\$ 1,000,000
<u>Veterans Affairs Capitals</u>				
Veterans Affairs Capital				
IVH Infrastructure-RIIF	\$ 532,000	\$ 0	\$ 0	\$ 0
Veterans Home Facilities Renov - RBC	0	22,555,329	0	0
Total Veterans Affairs Capitals	\$ 532,000	\$ 22,555,329	\$ 0	\$ 0
Total Transportation, Infrastructure, and Capitals	\$ 237,565,322	\$ 511,641,477	\$ 482,697,944	\$ 318,465,745