

State of Iowa

FY 2008 Revenue & Expenditure Overview

Agriculture and Natural Resources Subcommittee

January 27, 2009

Fiscal Services Division

Holly M. Lyons, Director
Deb Kozel, Senior Analyst

(515) 281-6767
debra.koze@legis.state.ia.us

Basic Revenue Sources

- **Appropriations or money appropriated by the Subcommittee**
 - General Fund appropriations
 - Other fund appropriations
 - Fish and Wildlife Trust Fund
 - Environment First Fund
 - Rebuild Iowa Infrastructure Fund
 - Snowmobile Fund
 - Underground Storage Tank Fund
 - Horse and Dog Fund
 - Renewable Fuels Infrastructure Fund



Basic Revenue Sources



- **Federal funds**
- **Fees for licenses or permits**
 - Includes hunting or fishing licenses
 - Permits for construction of conservation practices
- **Reimbursement from other agency income**
 - Outside agencies are reimbursed for completing program work
- **Intra State receipts**
 - Money transferred between Departments or operating areas
- **Other income sources**
 - Interest income

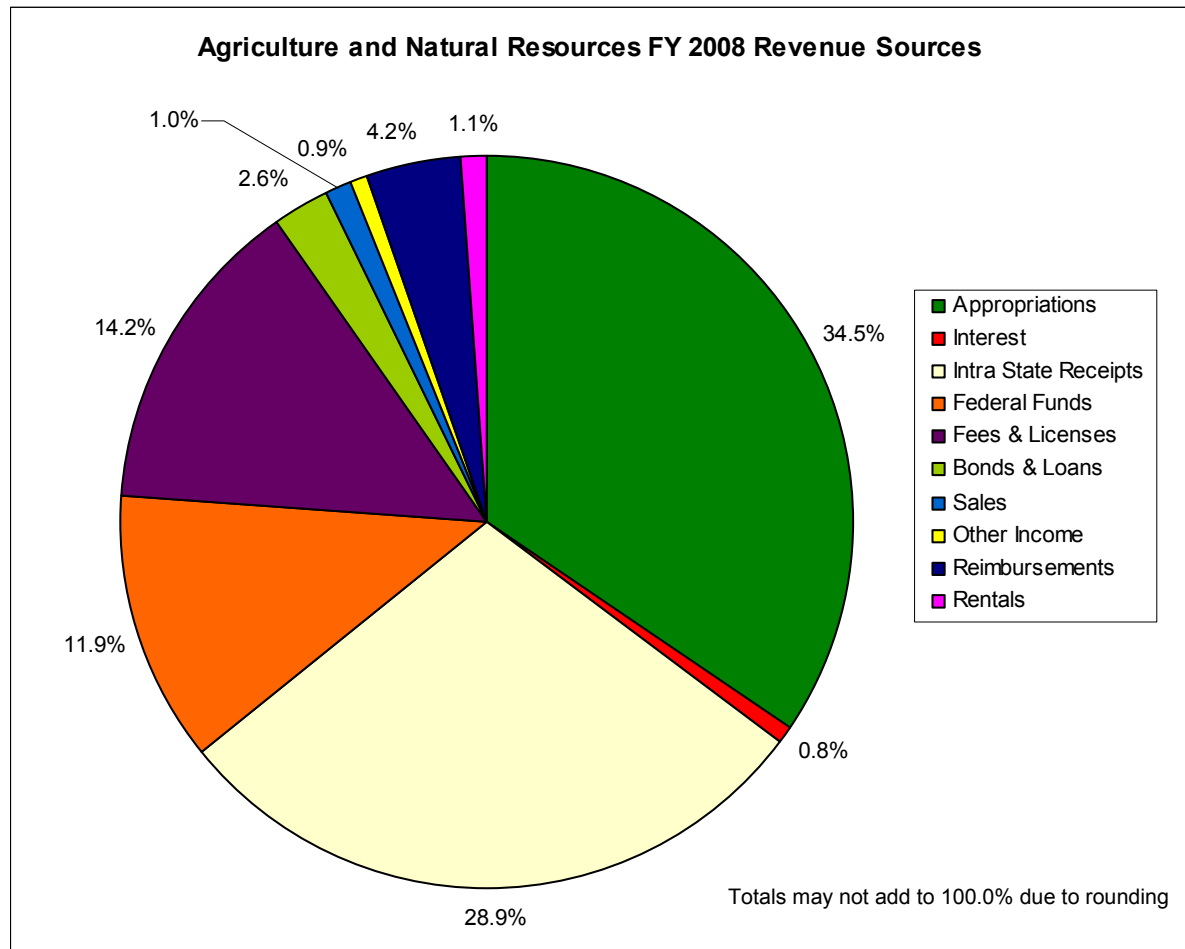
FY 2008 Revenue Sources

- The following table summarizes revenue sources for the Department of Agriculture and Land Stewardship (IDALS) and the Department of Natural Resources (DNR)

| <u>Funding Sources</u> | <u>IDALS</u> | <u>DNR</u> | <u>Total</u> |
|------------------------|-------------------|-------------------|-------------------|
| Appropriations | \$ 38.0 | \$ 98.3 | \$ 136.3 |
| Federal Funds | 7.4 | 39.5 | 46.9 |
| Fees & Licenses | 1.1 | 55.1 | 56.2 |
| Intra State Receipts | 9.1 | 105.0 | 114.1 |
| Reimbursements | 3.7 | 12.7 | 16.4 |
| Rentals | 0.0 | 4.2 | 4.2 |
| Bonds and Loans | 0.1 | 10.0 | 10.1 |
| Interest | 0.6 | 2.5 | 3.1 |
| Sales | 0.0 | 4.0 | 4.0 |
| Other Income | 1.0 | 2.6 | 3.6 |
| | <u> </u> | <u> </u> | <u> </u> |
| Total Revenue | <u>\$ 61.0</u> | <u>\$ 333.9</u> | <u>\$ 394.9</u> |

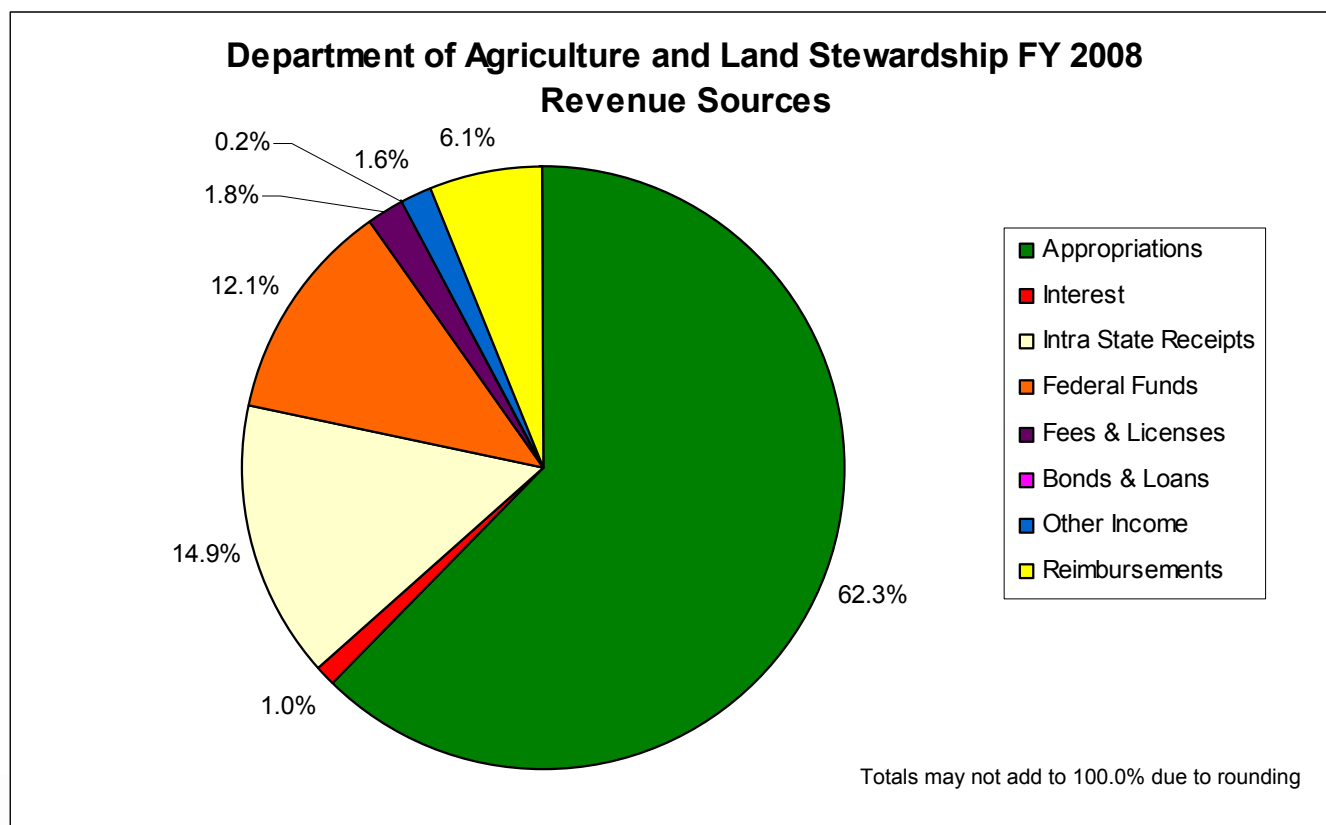
FY 2008 Revenue Sources

- The following chart summarizes revenue sources for the Agriculture and Natural Resources Subcommittee



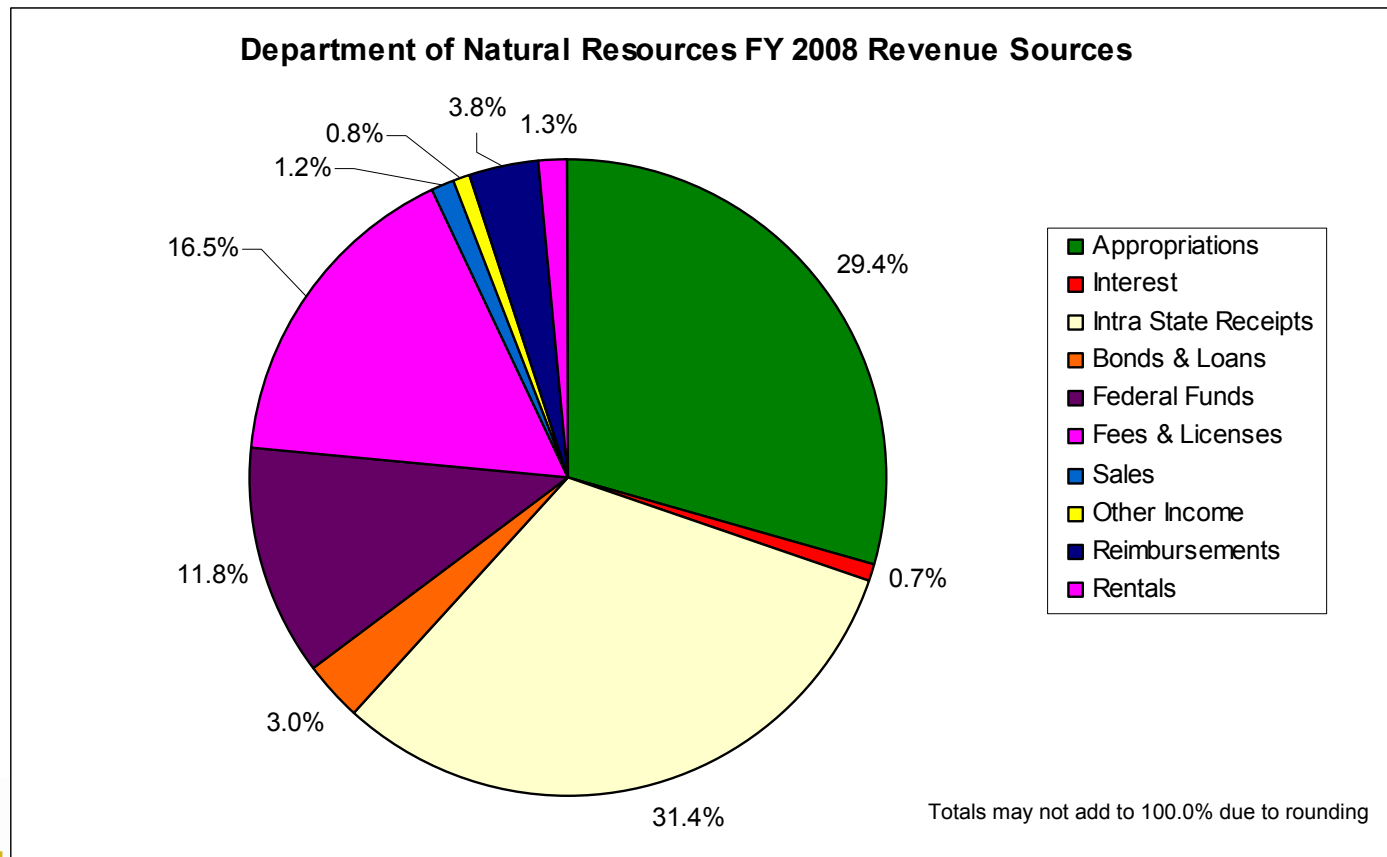
FY 2008 Revenue Sources

- The following chart summarizes revenue sources for the Department of Agriculture and Land Stewardship



FY 2008 Revenue Sources

- The following chart summarizes revenue sources for the Department of Natural Resources



Appropriations Overview

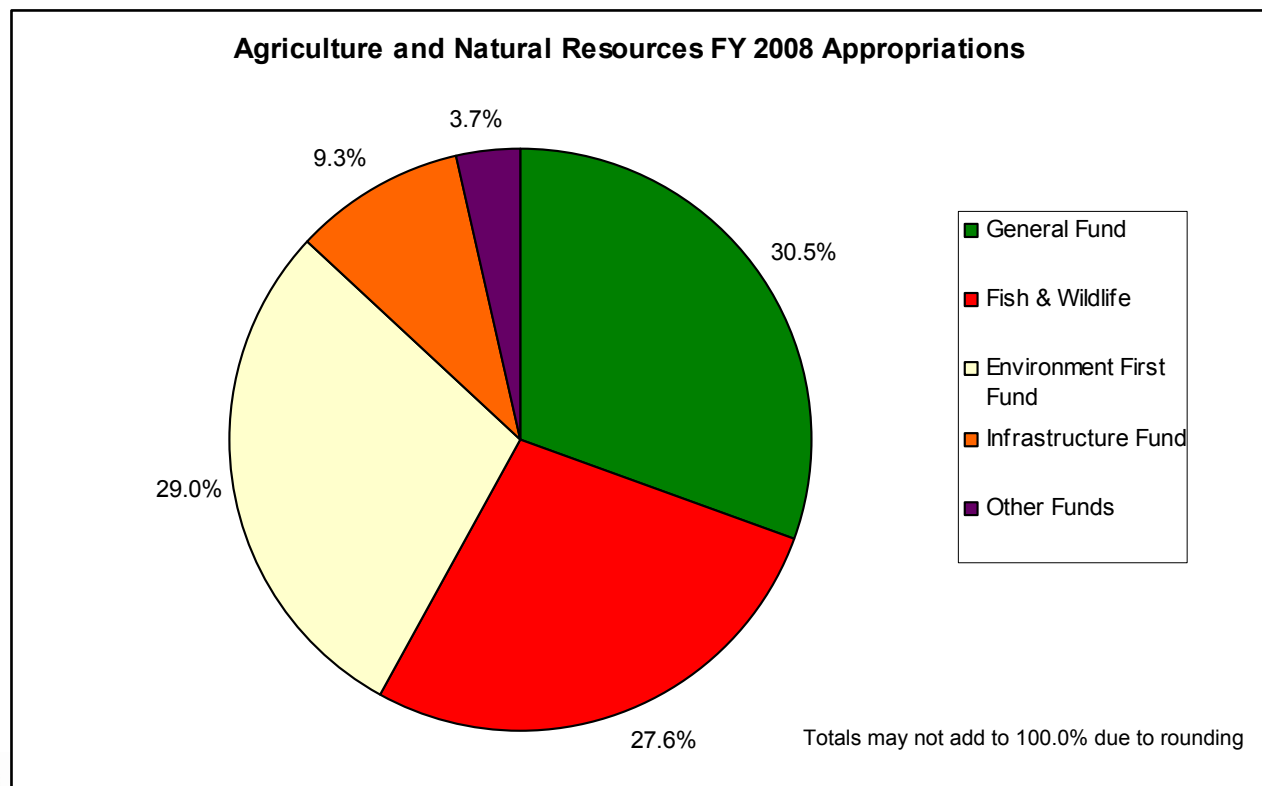
- The following table summarizes the FY 2008 appropriations to the IDALS and the DNR

| <u>Appropriations</u> | <u>IDALS</u> | <u>DNR</u> | <u>Total</u> |
|----------------------------|----------------|----------------|-----------------|
| General Fund | \$ 21.3 | \$ 20.2 | \$ 41.5 |
| Fish & Wildlife Trust Fund | 0.0 | 37.6 | 37.6 |
| Environment First Fund | 16.0 | 23.5 | 39.5 |
| Infrastructure Fund | 0.0 | 12.6 | 12.6 |
| Other Funds | 0.6 | 4.5 | 5.1 |
| Total Appropriations | <u>\$ 38.0</u> | <u>\$ 98.3</u> | <u>\$ 136.3</u> |

Totals may not add up due to rounding

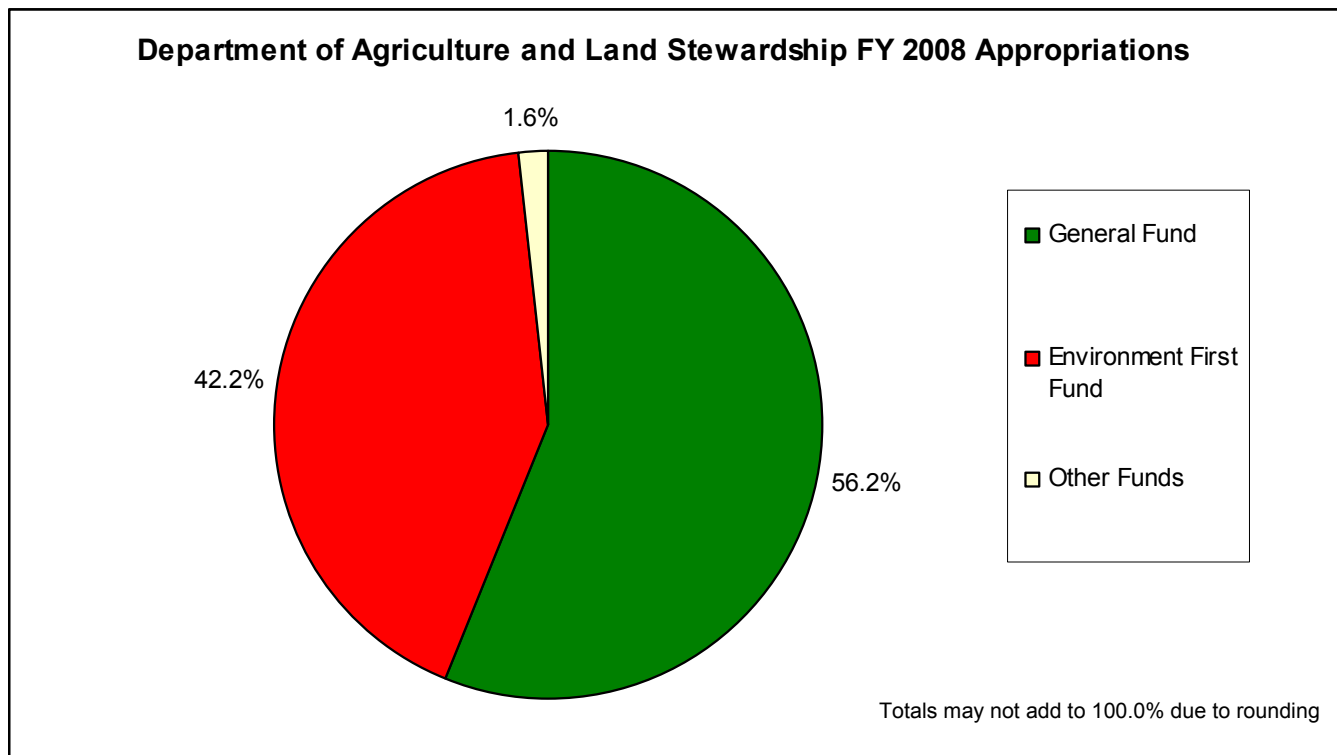
FY 2008 Appropriations

- The following chart summarizes appropriations for the Agriculture and Natural Resources Subcommittee



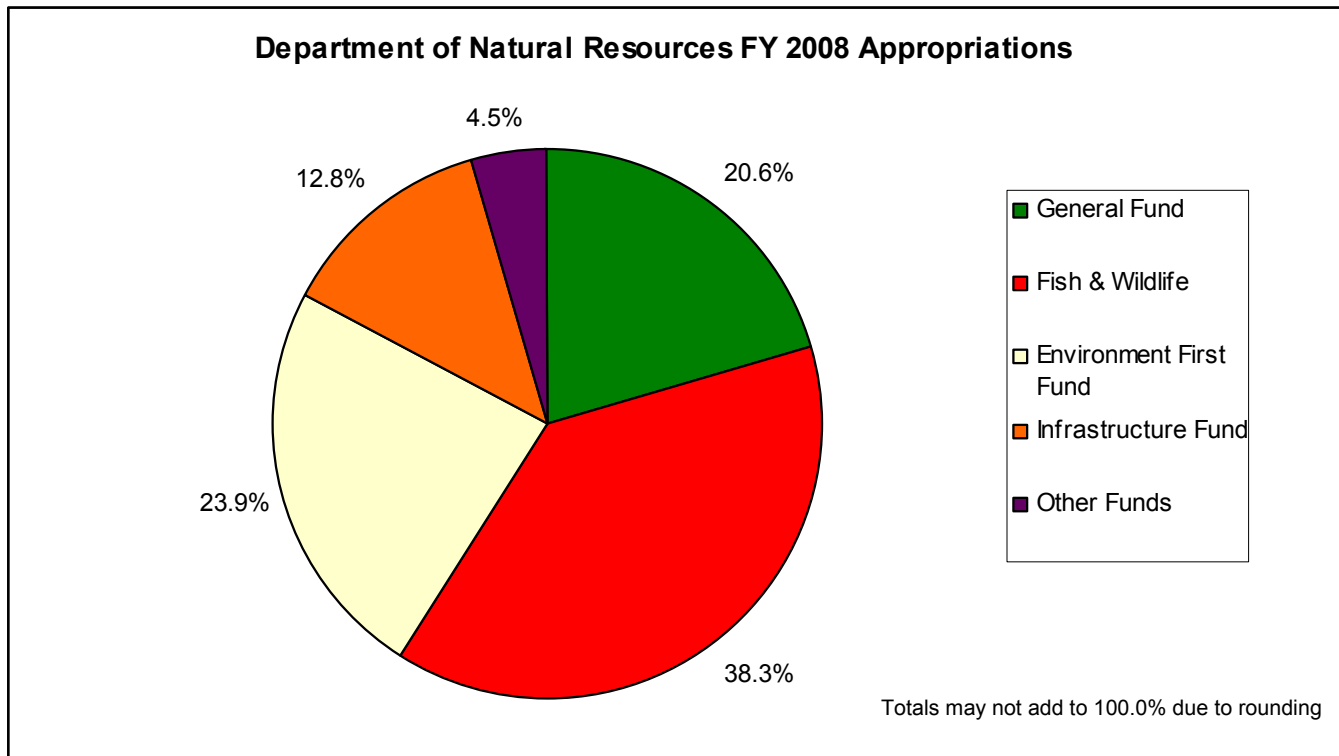
FY 2008 Appropriations

- The following chart summarizes the appropriations for the Department of Agriculture and Land Stewardship




FY 2008 Appropriations

- The following chart summarizes the appropriations for the Department of Natural Resources



Basic Expenditures



- **The following list summarizes expenditures made by the IDALS and the DNR for FY 2008:**
 - Personal services or salaries, including benefits
 - Employee travel within and outside the State
 - Driving and maintaining a vehicle owned by the State
 - Administrative expenditures that include supplies, utilities, communications, equipment, and information services
 - Payment for contract help or professional services
 - Payment for conservation practices and capital projects
 - Intra State transfers of money between Departments or operating areas

Expenditure Overview

- The following table summarizes the FY 2008 expenditures to the IDALS and the DNR

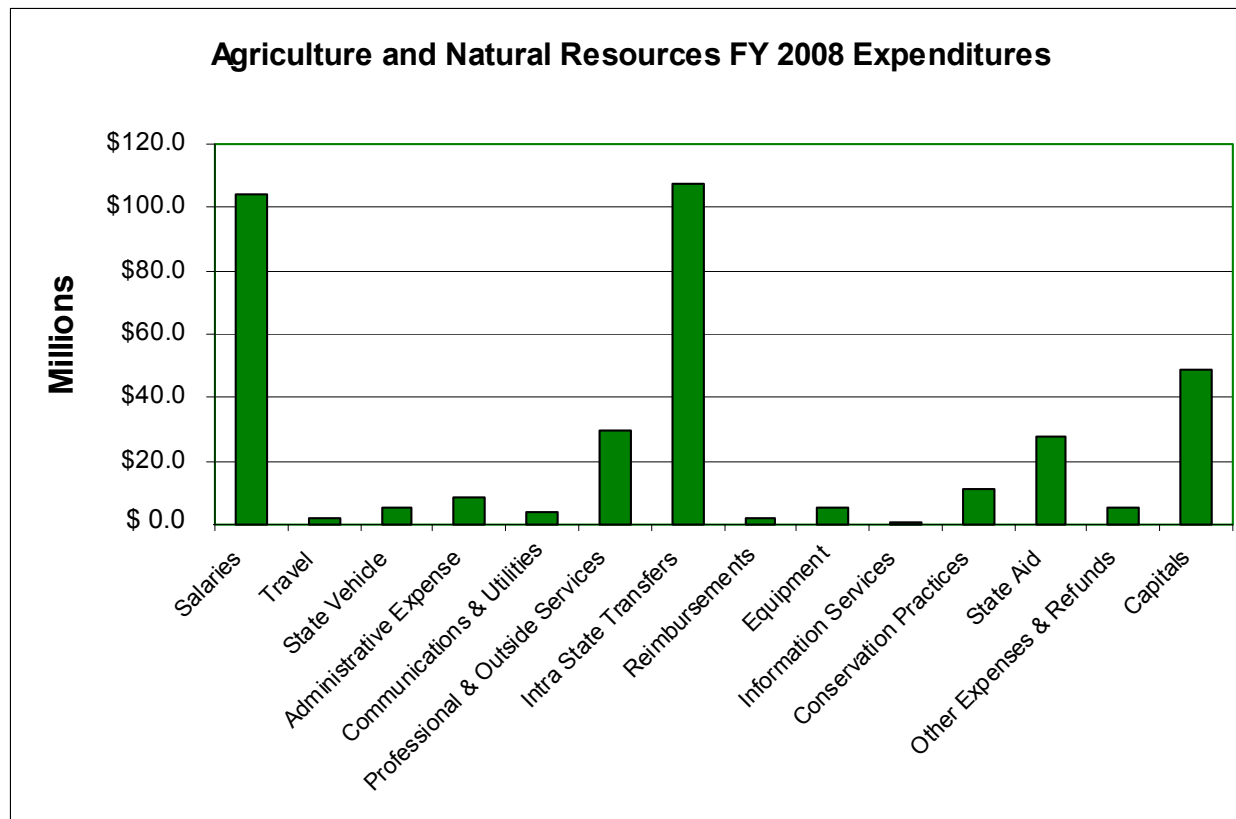
| <u>Expenditure</u> | <u>IDALS</u> | <u>DNR</u> | <u>Total</u> |
|---------------------------------|----------------|-----------------|-----------------|
| Salaries | \$ 25.7 | \$ 78.3 | \$ 104.0 |
| Travel | 0.6 | 1.7 | 2.3 |
| State Vehicle | 1.3 | 4.2 | 5.5 |
| Administrative Expense | 0.8 | 7.5 | 8.3 |
| Communications & Utilities | 0.4 | 3.7 | 4.1 |
| Professional & Outside Services | 5.3 | 24.1 | 29.4 |
| Intra State Transfers | 5.3 | 102.3 | 107.6 |
| Reimbursements | 0.8 | 1.4 | 2.1 |
| Equipment | 0.3 | 4.7 | 5.1 |
| Information Services | 0.3 | 0.5 | 0.9 |
| Conservation Practices | 10.8 | 0.0 | 10.9 |
| State Aid | 4.7 | 23.0 | 27.6 |
| Other Expenses & Refunds | 1.1 | 4.1 | 5.2 |
| Capitals | 0.0 | 48.7 | 48.8 |
| Total Expenditures | \$ 57.6 | \$ 304.1 | \$ 361.7 |

Totals may not add up due to rounding



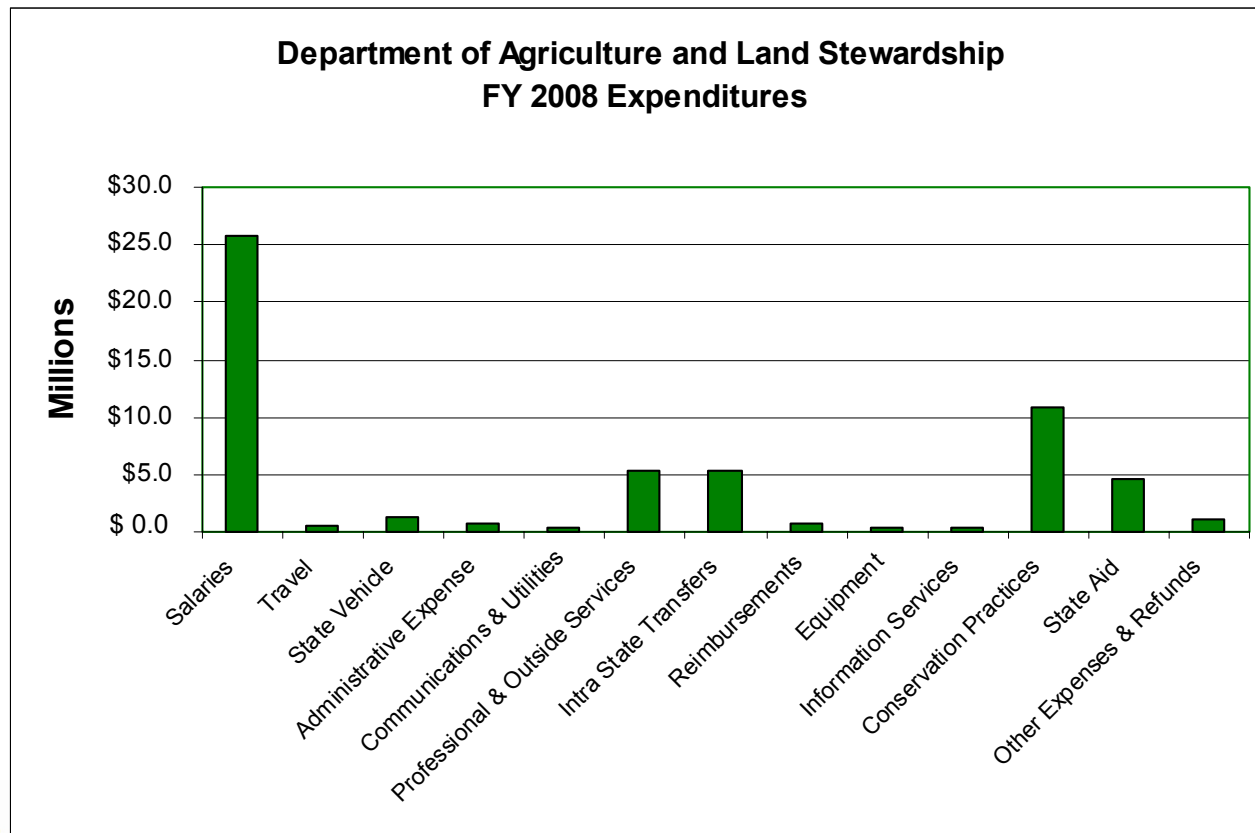
FY 2008 Expenditures

- The following chart summarizes expenditures for the Agriculture and Natural Resources Subcommittee



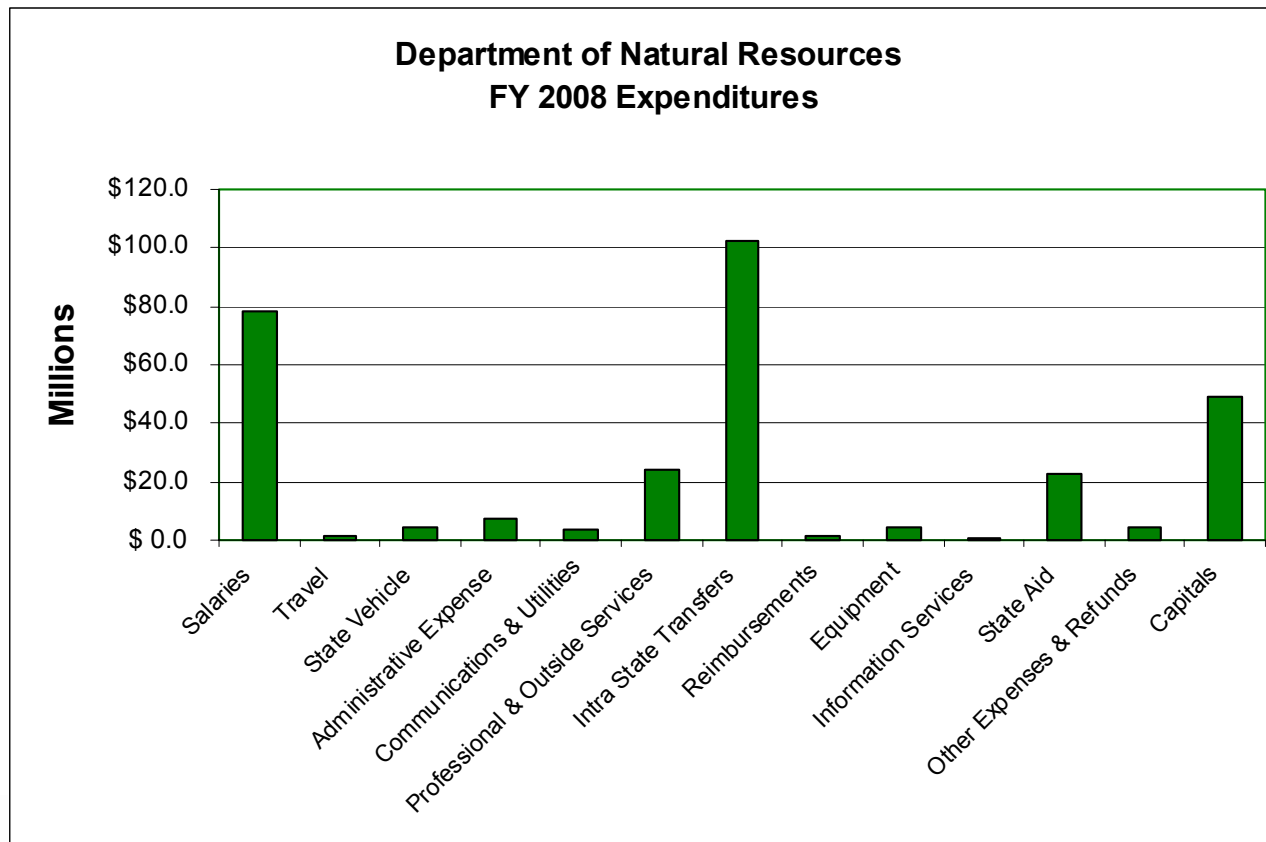
FY 2008 Expenditures

- The following chart summarizes expenditures for the Department of Agriculture and Land Stewardship



FY 2008 Expenditures

- The following chart summarizes expenditures for the Department of Natural Resources



Web Sites

- The Fiscal Services Division web site:
- <http://staffweb.legis.state.ia.us/lfb/>
- The IDALS web site:
- <http://agriculture.state.ia.us>
- The DNR web site:
- <http://iowadnr.com>