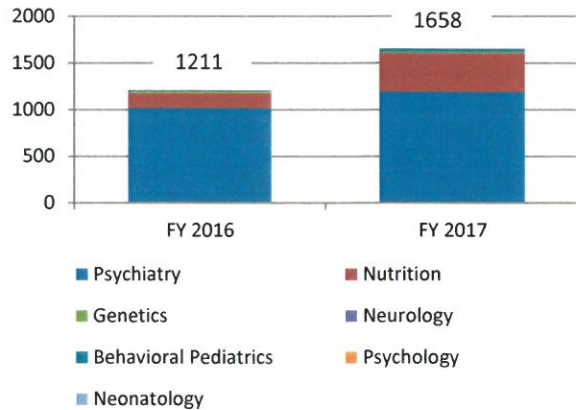


Child Health Specialty Clinics Telehealth Summary 2016 & 2017

For Iowa families of Children and Youth with Special Health Needs, especially those from rural areas, accessing pediatric specialty health services can be a challenge. In 2017, over 1,650 telehealth appointments were completed, an increase of 37% over 2016

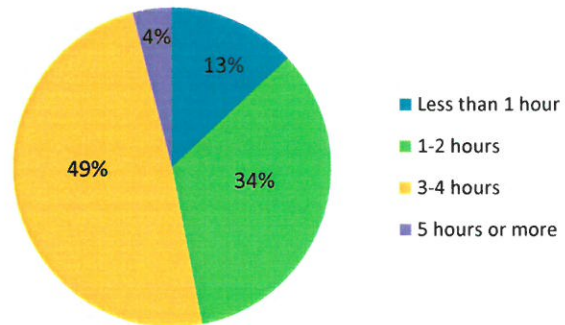
Telehealth Appointments Completed by Specialty	FY 2016	FY 2017
Psychiatry	1014	1189
Nutrition	163	417
Genetics	19	11
Neurology	7	4
Behavioral Pediatrics	4	28
Psychology	4	2
Neonatology	0	7
TOTAL	1211	1658



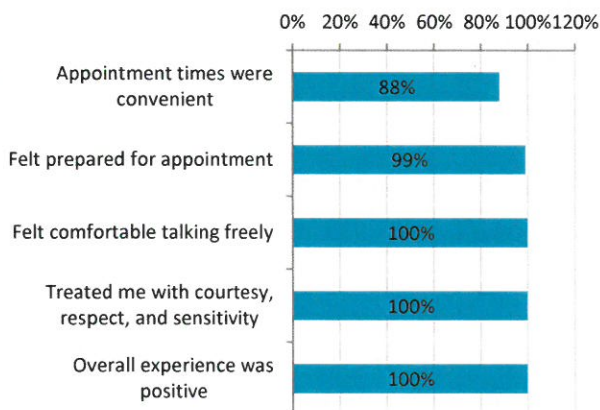
A survey of families who completed telehealth appointments (n = 267) showed that 53% would have had to travel more than three hours for an in-person appointment.

100% of survey respondents said they would be willing to participate in another telehealth appointment and 92% said they would recommend telehealth to friends or family.

Travel Time without Telehealth
49% of families said they would have had to travel 3-4 hours (round trip) if they didn't have access to telehealth



Satisfaction with Appointment
(% responding "Agree" or "Strongly agree")



Comparison to similar in-person appointment

