

Transportation, Infrastructure, and Capitals Appropriations Subcommittee

Presentation by LSA Fiscal Services Division
Adam Broich and Michael Guanci
January 17, 2018

Transportation Appropriations Bill

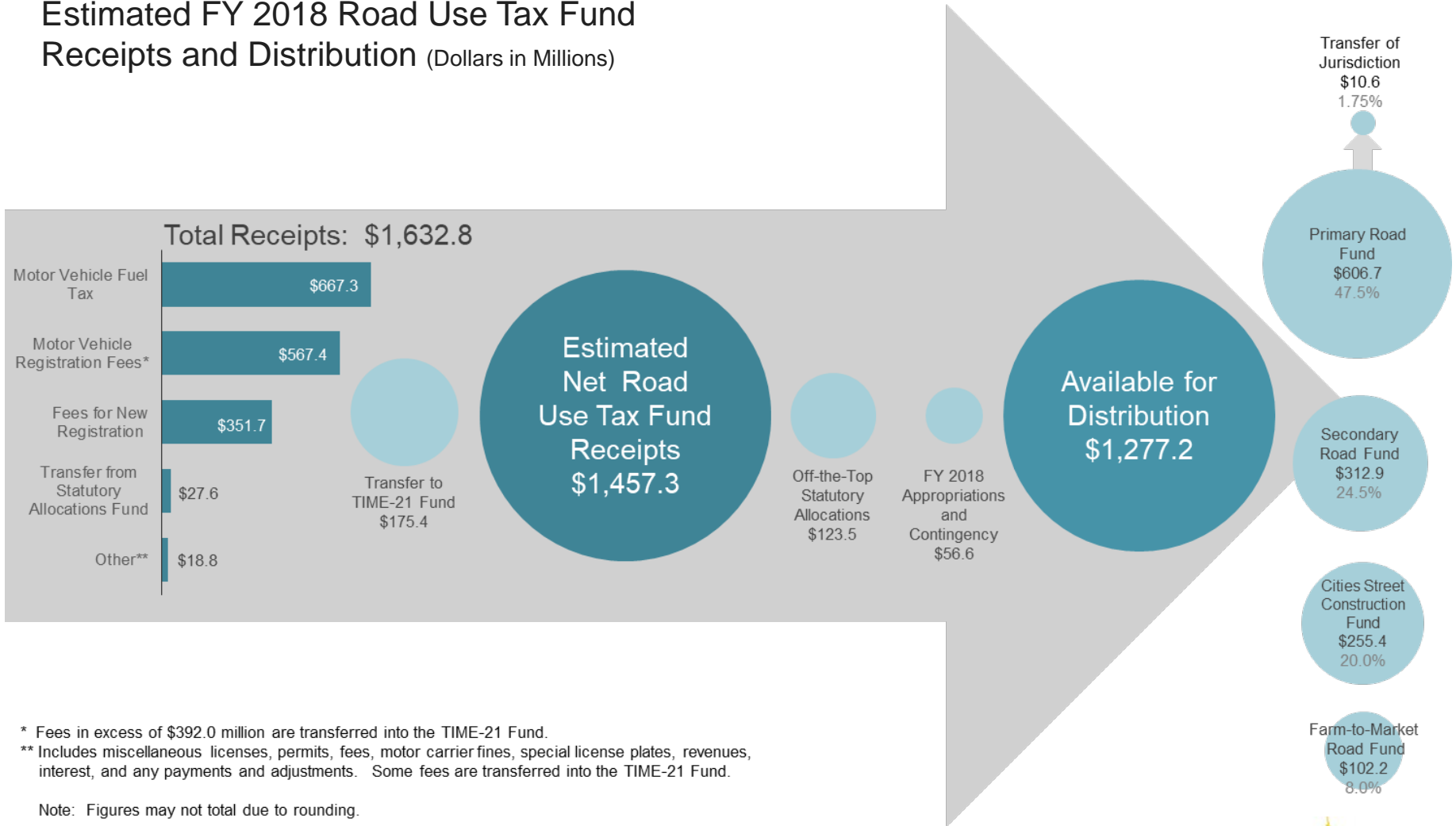
2018 Legislative Session

- Estimated FY 2018 Revenues
- DOT Appropriations
- Governor's Recommendations for FY 2019
- Update on Select DOT Capital Appropriations

Transportation Appropriations Bill

2018 Legislative Session

Estimated FY 2018 Road Use Tax Fund Receipts and Distribution (Dollars in Millions)



* Fees in excess of \$392.0 million are transferred into the TIME-21 Fund.

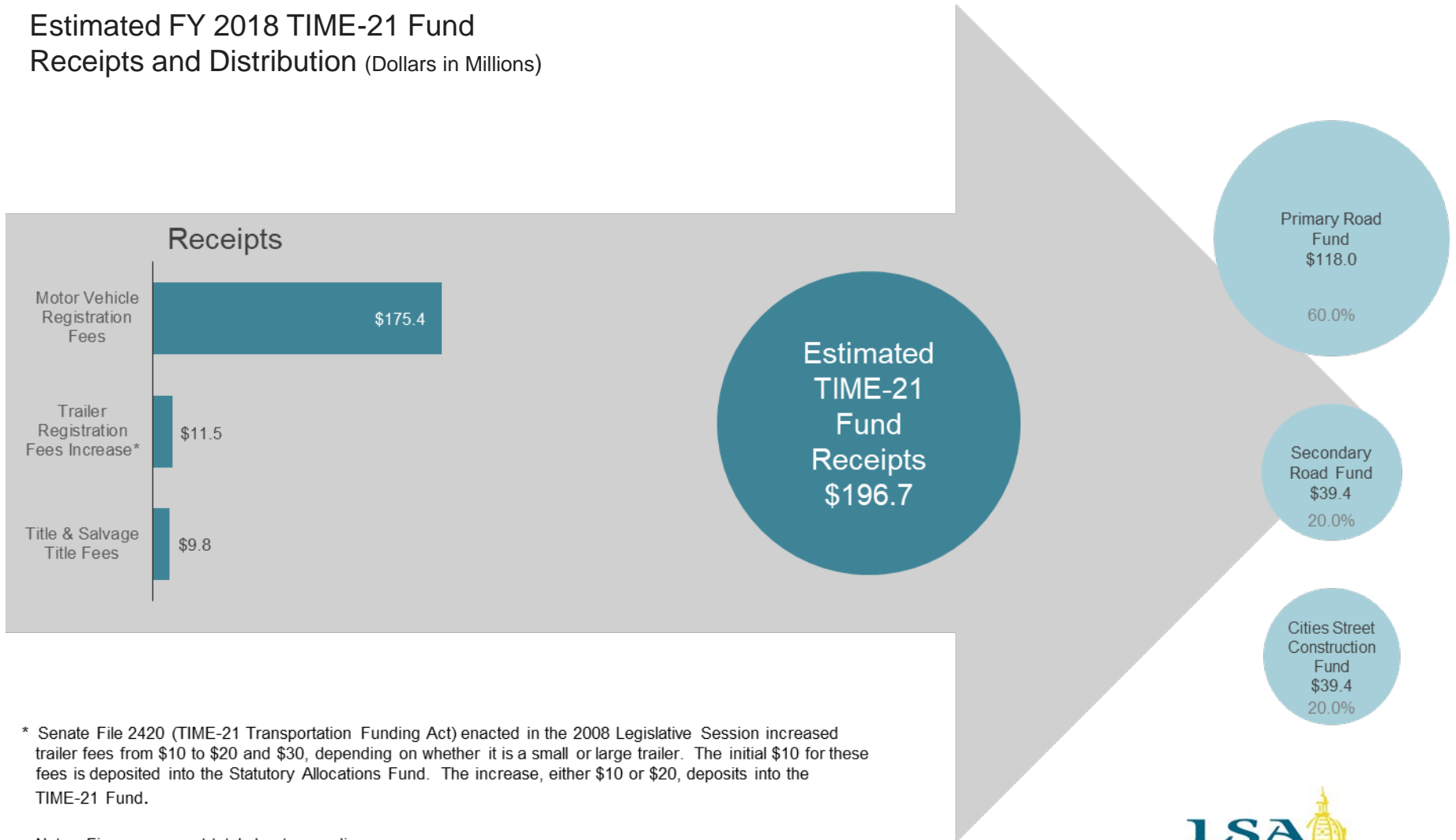
** Includes miscellaneous licenses, permits, fees, motor carrier fines, special license plates, revenues, interest, and any payments and adjustments. Some fees are transferred into the TIME-21 Fund.

Note: Figures may not total due to rounding.

Transportation Appropriations Bill

2018 Legislative Session

Estimated FY 2018 TIME-21 Fund Receipts and Distribution (Dollars in Millions)



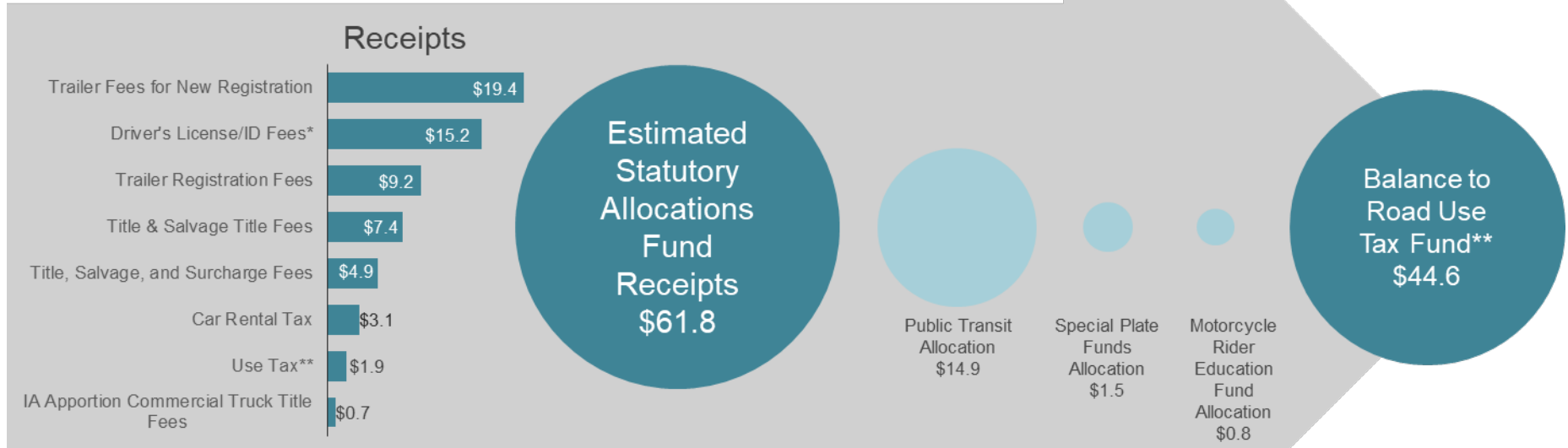
* Senate File 2420 (TIME-21 Transportation Funding Act) enacted in the 2008 Legislative Session increased trailer fees from \$10 to \$20 and \$30, depending on whether it is a small or large trailer. The initial \$10 for these fees is deposited into the Statutory Allocations Fund. The increase, either \$10 or \$20, deposits into the TIME-21 Fund.

Note: Figures may not total due to rounding.

Transportation Appropriations Bill

2018 Legislative Session

Estimated FY 2018 Statutory Allocations Fund Receipts and Distribution (Dollars in Millions)



* Includes the tax on mobile homes, manufactured homes, and on leased vehicles not subject to registration.

** Due to accounting procedures, the balance of the Statutory Allocations Fund transfers to the Road Use Tax Fund in the next fiscal year.

Note: Figures may not total due to rounding.

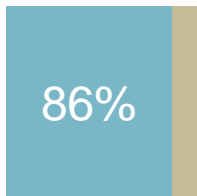
Transportation Appropriations Bill

2018 Legislative Session

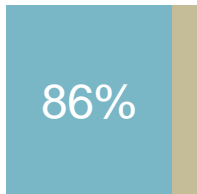
- Five divisions receive appropriated funds from both the Primary Road Fund and The Road Use Tax Fund.
- Planning, Programming, and Modal receive additional appropriated funds in the Infrastructure Bill.



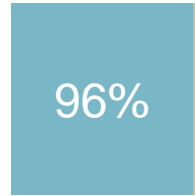
Administrative Services Division



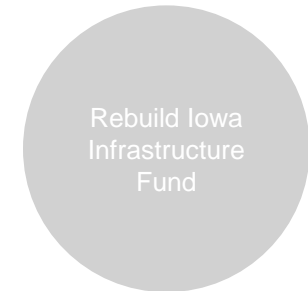
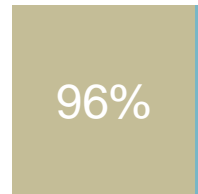
Strategic Performance Division



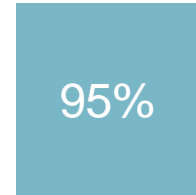
Highway Division*



Motor Vehicles Division



Planning, Programming and Modal Division



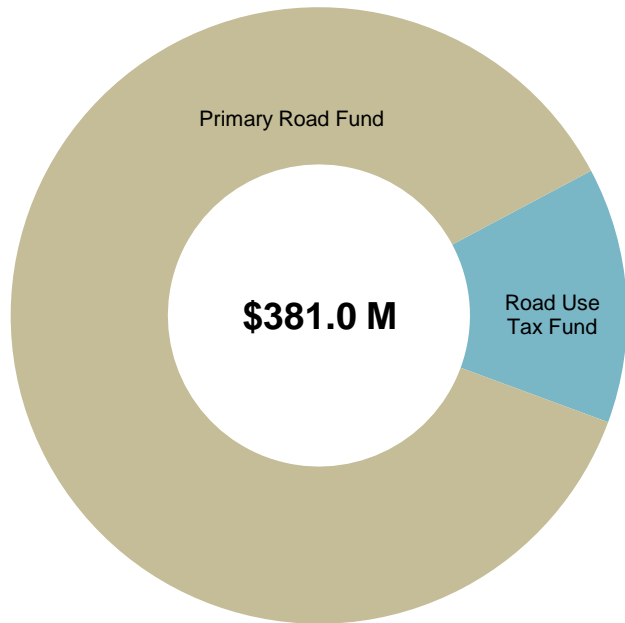
*Prior to the Governor's Recommendations for FY 2019, the Highway Division has been funded from the Primary Road Fund at 100%.

Transportation Appropriations Bill

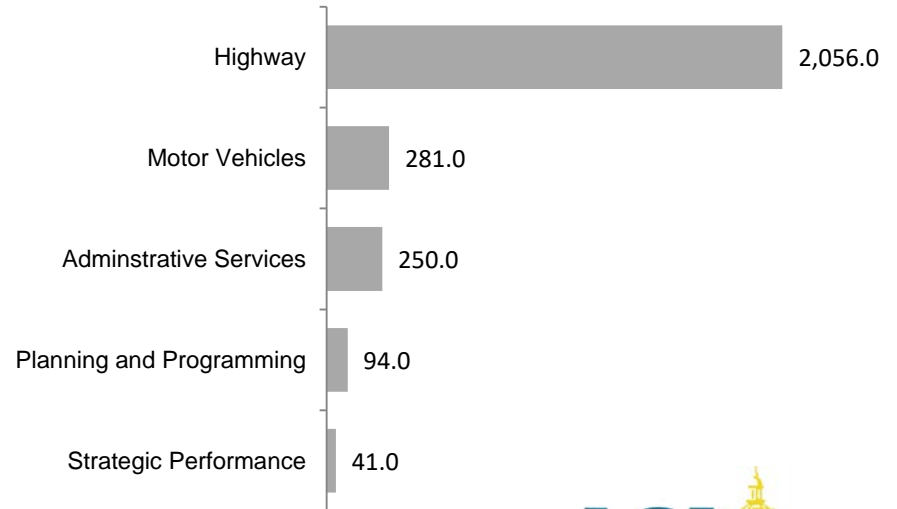
2018 Legislative Session

Governor's Recommendations for Department of Transportation — FY 2019

	<u>FY 2019</u>	<u>Versus Est. FY 2018</u>
Road Use Tax Fund	\$ 51,256,688	\$ -71,483
Primary Road Fund	\$ 329,760,981	\$ -5,759,356
Total	\$ 381,017,669	\$ -5,830,839
FTE Positions	2,722.0	0.0



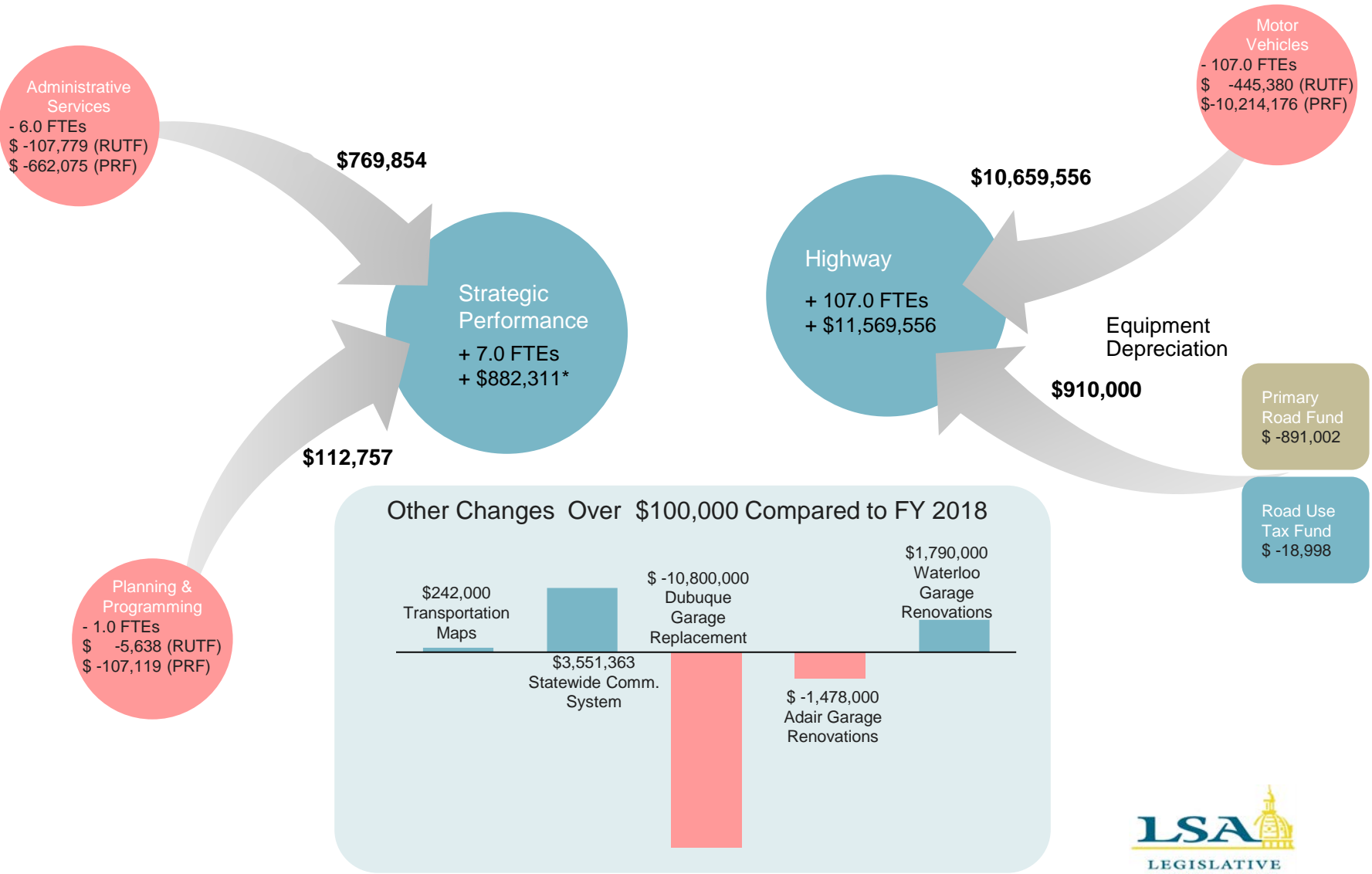
2,722.0 Total FTE Positions



Transportation Appropriations Bill

2018 Legislative Session

Governor's Recommendations for Department of Transportation — FY 2019

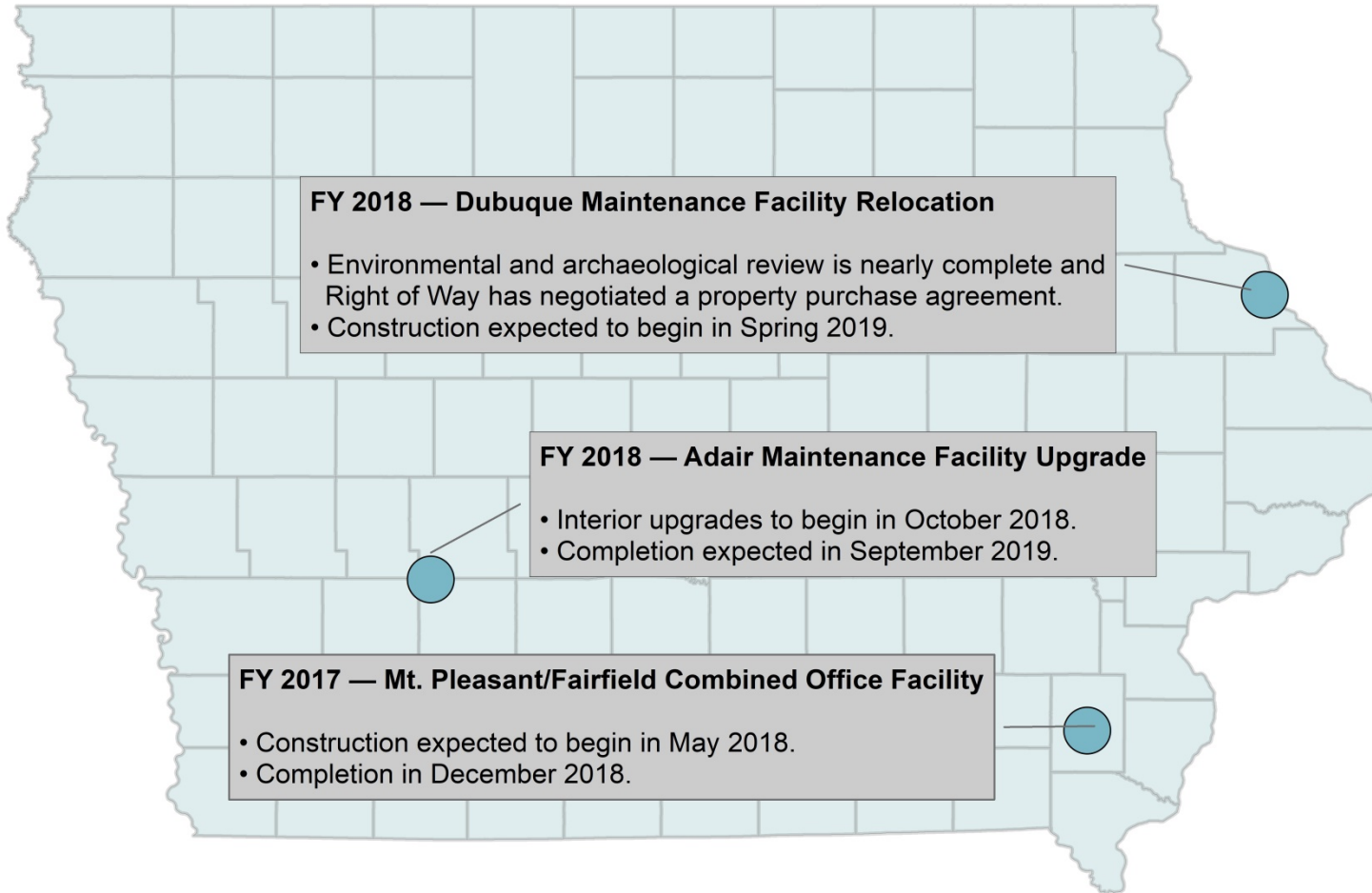


* Total does not add due to the Governor recommending a decrease of \$300 for in-State travel.

Transportation Appropriations Bill

2018 Legislative Session

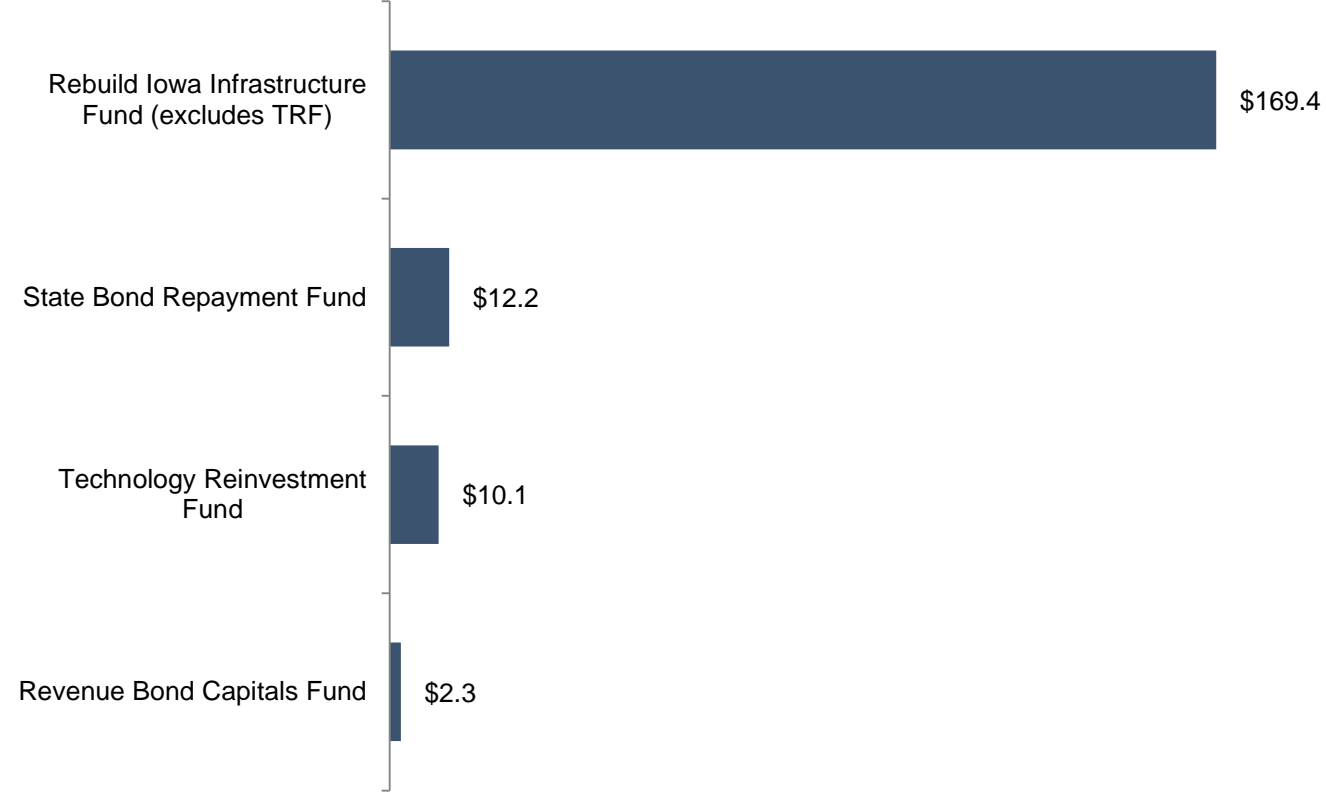
Update on Select DOT Capital Projects



Infrastructure Appropriations Act

2018 Legislative Session

2017 Infrastructure Act by Fund (in millions)

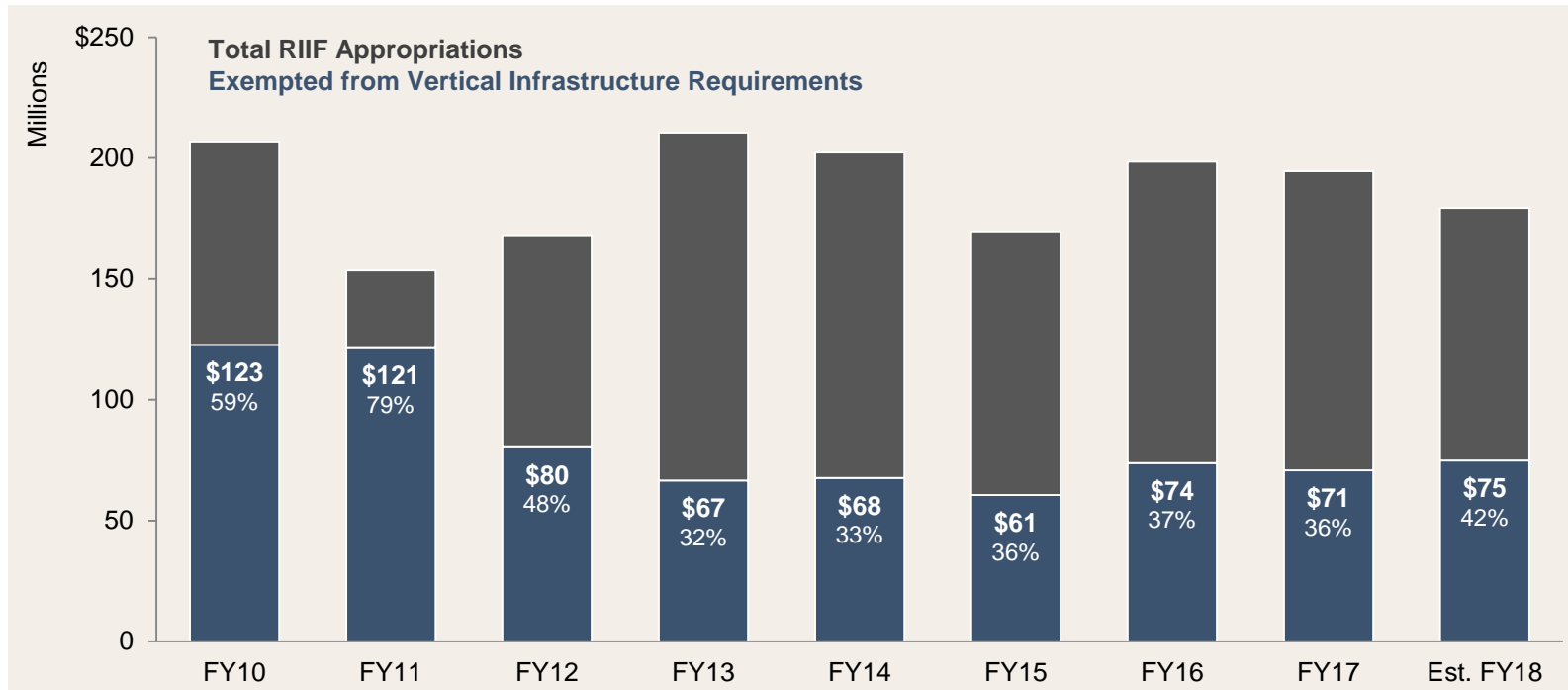


Infrastructure Appropriations Act

Rebuild Iowa Infrastructure Fund

Iowa Code Requires that appropriations from the RIIF fund vertical infrastructure projects that include:

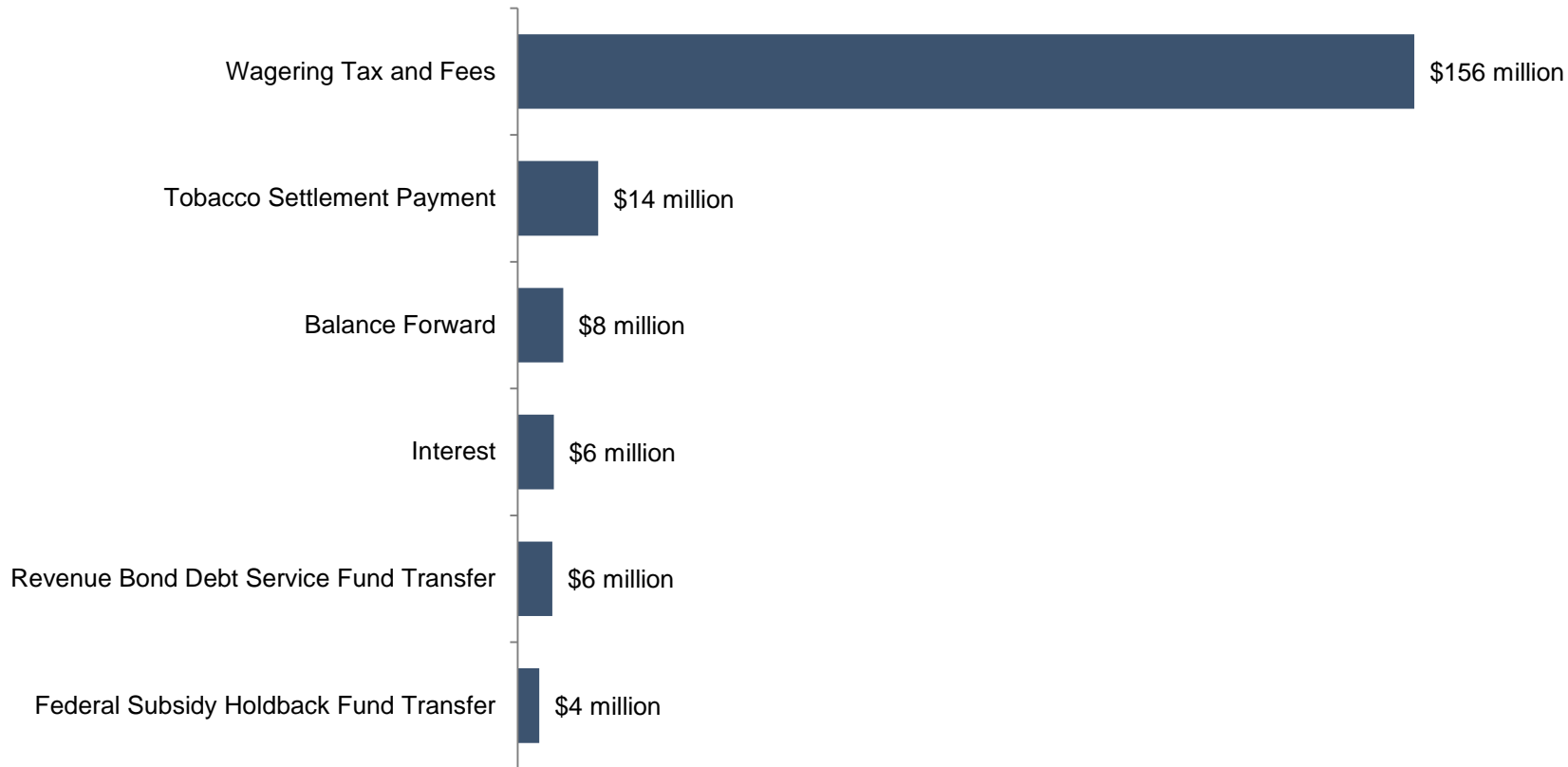
- Land acquisition and construction.
- Major renovation and major repair of buildings.
- Routine, recurring maintenance.
- All appurtenant structures.
- Utilities.
- Site development.
- Recreational trails.
- The Renewable Fuels Infrastructure Program.
- Debt service payments on academic revenue bonds issued in accordance with Iowa Code chapter 262A for capital projects of the Board of Regents.



Infrastructure Appropriations Act

Rebuild Iowa Infrastructure Fund Resources – Estimated FY 2019

Estimated Total: \$193.7 million

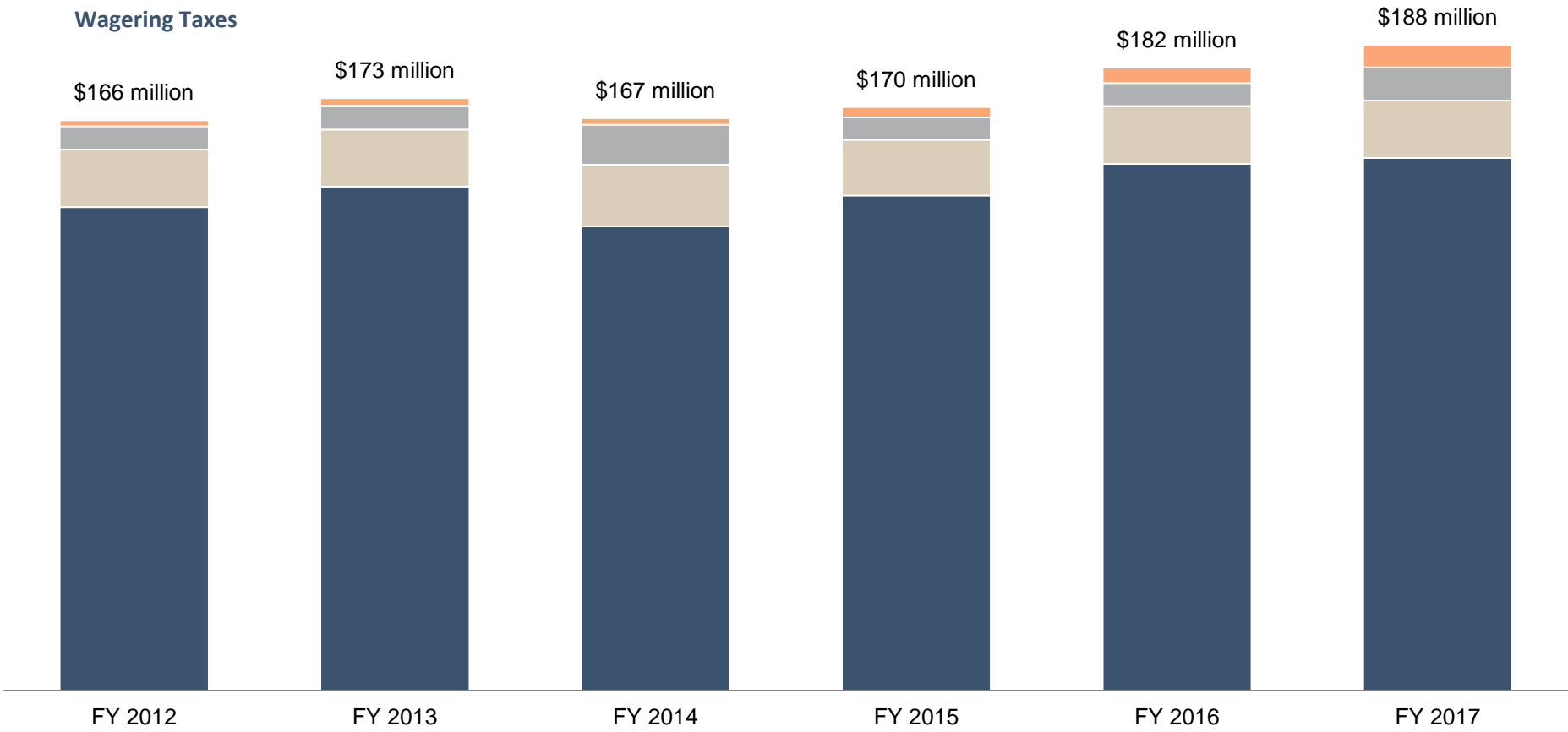


Infrastructure Appropriations Act

Rebuild Iowa Infrastructure Fund

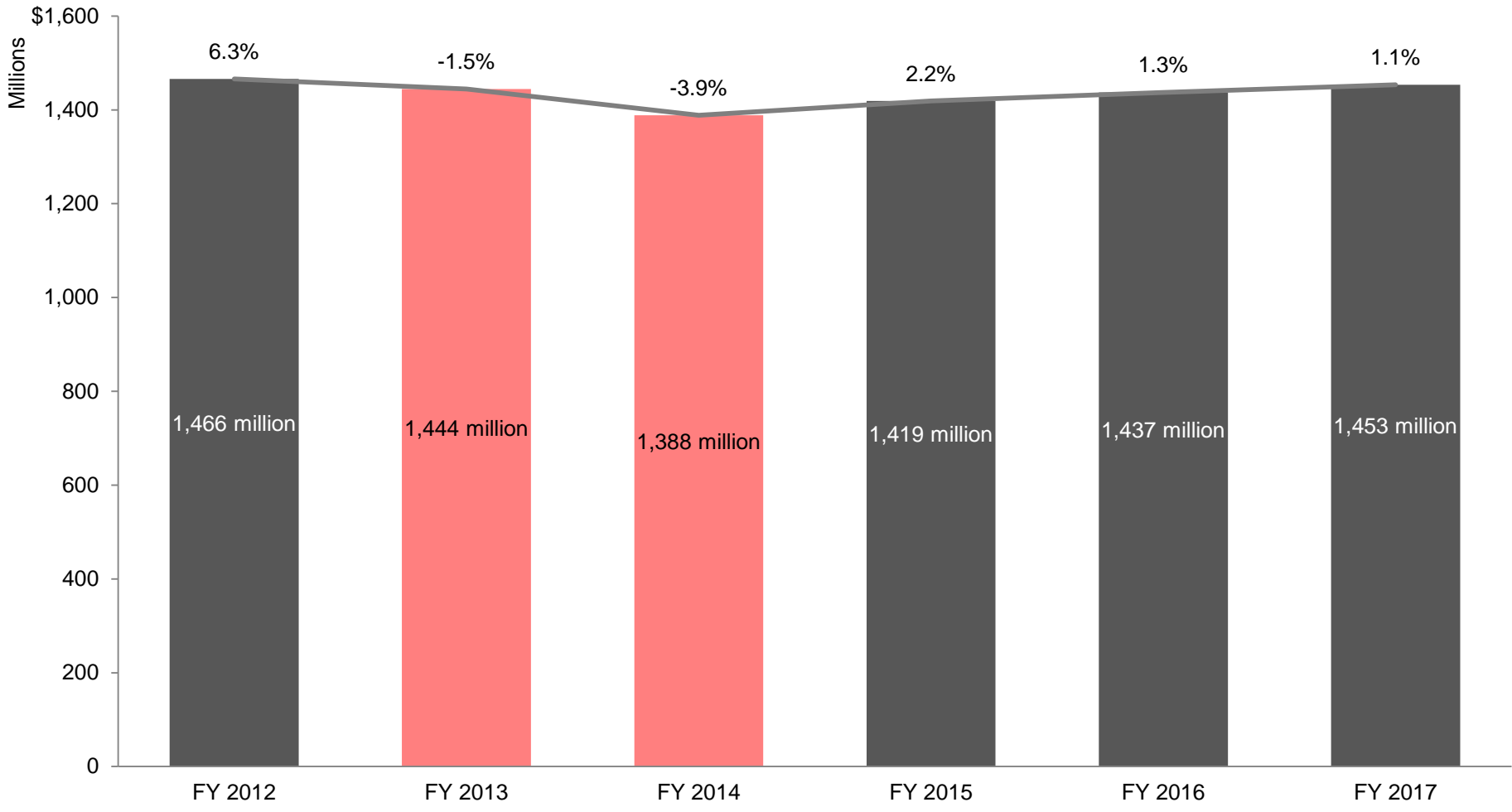
Revenues Excluding Transfers and Balances Brought Forward

- Interest
- Bond Holdback Funds
- Tobacco Settlement
- Wagering Taxes



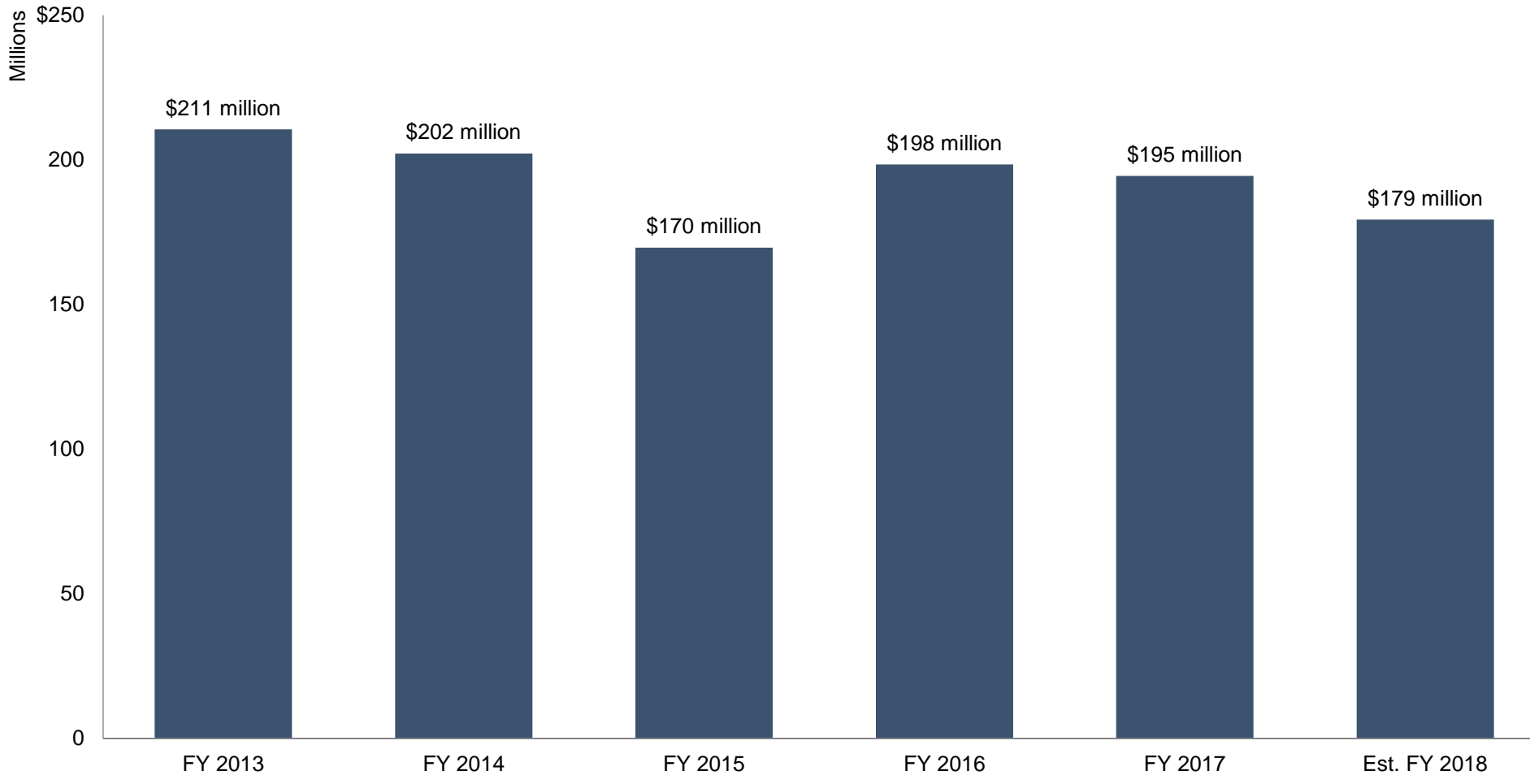
Infrastructure Appropriations Act

Iowa Casinos Adjusted Gross Revenue



Infrastructure Appropriations Act

Rebuild Iowa Infrastructure Fund – Appropriations



Infrastructure Appropriations Act

RIIF Appropriations by Department FY 2013 - Est. FY 2018

(in millions)

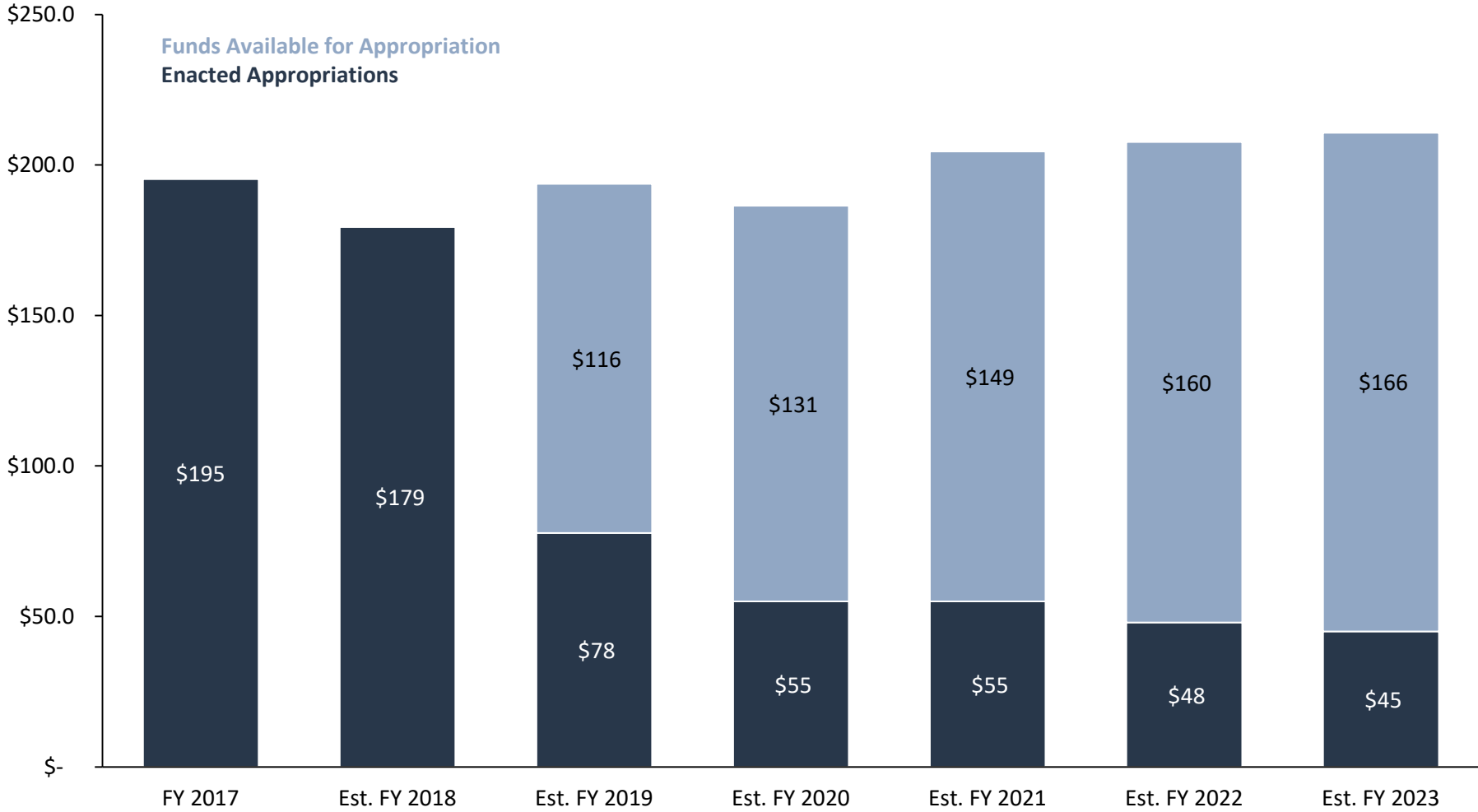


Total funding: \$1.155 billion

Infrastructure Appropriations Act

Rebuild Iowa Infrastructure Fund

FY 2017 - Estimated FY 2023 (in millions)



Infrastructure Appropriations Act

Previously Enacted Appropriations for FY 2019

Department of Management

- \$42.0 million for the Environment First Fund (standing appropriation)

Iowa Finance Authority

- \$3.0 million for the State Housing Trust Fund (standing appropriation)

Board of Regents

- \$5.5 million for the University of Iowa Pharmacy Building
- \$4.0 million for the Iowa State University Biosciences Building
- \$10.0 million for the Iowa State University Student Innovation Center

Economic Development Authority

- \$4.8 million for the Lewis and Clark Regional Water System

State Fair Board

- \$8.5 million for the Northwest Events Center

Infrastructure Appropriations Act

Rebuild Iowa Infrastructure Fund – Governor’s Recommendations

FY 2017 – Estimated FY 2023 (in millions)

	<u>FY 2017</u>	<u>FY 2018</u>	<u>FY 2019</u>	<u>FY 2020</u>	<u>FY 2021</u>	<u>FY 2022</u>	<u>FY 2023</u>
Resources							
Balance Forward	\$ 7.8	\$ 3.2	\$ 7.9	\$ 0.0	\$ 0.0	\$ 0.0	\$ 0.0
Revenue							
State Wagering Taxes & Fees	165.0	163.7	165.6	168.7	186.8	189.9	193.0
Interest	6.5	6.3	6.3	6.3	6.3	6.3	6.3
Tobacco Payments	16.7	14.1	14.0	11.5	11.5	11.5	11.5
Total Resources	\$ 196.0	\$ 187.2	\$ 193.7	\$ 186.4	\$ 204.5	\$ 207.6	\$ 210.7
Dispositions							
Enacted Appropriations	\$ 194.5	\$ 179.4	\$ 77.8	\$ 55.0	\$ 55.0	\$ 48.0	\$ 45.0
Gov. Rec. Appropriations	0.0	0.0	115.4	50.6	39.7	20.0	20.0
Reversions	(1.7)	0.0	0.0	0.0	0.0	0.0	0.0
Available for Appropriation	\$ 3.2	\$ 7.9	\$ 0.6	\$ 80.8	\$ 109.8	\$ 139.6	\$ 145.7

Note: Assumes future recommended TRF appropriations will be funded from the RIF. Recommended TRF appropriations average \$2.7 million from Est. FY 2020 to FY 2023.
 Totals may not add due to rounding.

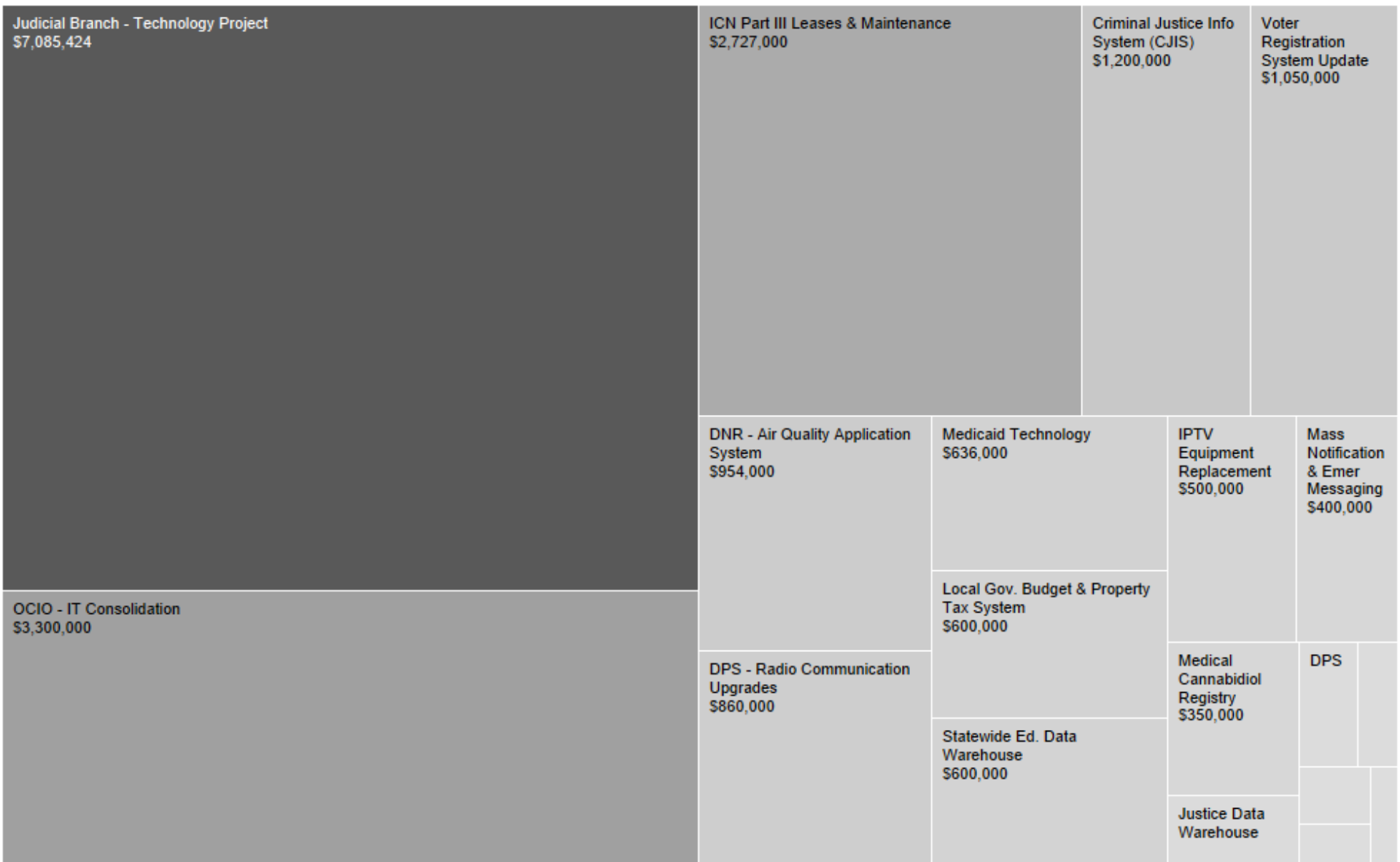
Infrastructure Appropriations Act

Governor's RIF Recommendations - FY 2019 (\$193.2 million)

Environment First Fund \$42,000,000	Technology Reinvestment Fund \$20,800,000	Historical Building Renovation \$6,489,763	UI - Pharmacy Building Renovation \$5,500,000	Water Quality Initiative \$5,200,000	Community Attraction & Tourism Grants \$5,000,000	
		Lewis & Clark Rural Water System \$4,750,000	ISU - Biosciences Building \$4,000,000	Defer. Maint. (Regents) \$3,000,000	Major Maint. \$3,000,000	
	ISU - Student Innovation Center \$10,000,000	Renewable Fuels Infra Fund \$3,000,000	State Park	Ag Drainage Wells \$1,875,000	DCA Collect.	
	Lake Restoration & Water Quality \$9,600,000	State Housing Trust Fund \$3,000,000	Public Transit Grants \$1,500,000	County Fair		
Regents Tuition Replacement \$31,471,292		Broadband \$2,600,000	Polk County Justice Center \$1,464,705	Great Places	Water Trails	DPS
		NW Events Area \$8,500,000	ILEA Remodel \$1,449,938	Railroad Revolving		
		Recreational Trails Grants \$2,500,000	State Interop. Comm. System	Readiness Ctrs		

Infrastructure Appropriations Act

Governor's TRF Recommendations - FY 2019 (\$20.8 million)



Infrastructure Appropriations Act

Potential Projects, Programs and Requests

State Buildings

- Historical Building
- Wallace Building
- Major Maintenance
- Iowa Law Enforcement Academy

Proposed Environmental Program

- Water Quality Infrastructure Fund

Regents

- Tuition Replacement
- Academic Building Remodels or Construction
- Iowa State Veterinarian Laboratory

Other RIIF Appropriations Recently Funded

- Lake Restoration, State Park Infrastructure, Multimodal Grants, Community Attraction and Tourism, Technology Projects

Rebuild Iowa Infrastructure Fund - Five Year Estimate

LSA Staff Contact: Adam Broich (515.281.8223) adam.broich@legis.iowa.gov

	Enacted		Gov. Rec. FY 2019	Gov. Rec. FY 2020	Gov. Rec. FY 2021	Gov. Rec. FY 2022	Gov. Rec. FY 2023
	Actual FY 2017	Estimated FY 2018					
Balance Forward	\$ 7,828,824	\$ 3,187,927	\$ 7,885,645	\$ 559,416			
Revenues							
Total Casino Wagering Tax Revenues	164,989,289	163,700,000	165,600,000	168,722,930	186,790,039	189,887,820	193,016,578
Interest	6,489,836	6,250,000	6,250,000	6,250,000	6,250,000	6,250,000	6,250,000
MSA Tobacco Payments	14,491,407	11,899,733	11,766,540	11,457,797	11,457,797	11,457,797	11,457,797
MSA Tobacco Litigation Settlements	2,209,595	2,209,595	2,209,595	0	0	0	0
Total Resources	\$ 196,008,952	\$ 187,247,255	\$ 193,711,780	\$ 186,990,143	\$ 204,497,836	\$ 207,595,617	\$ 210,724,375

Note: The balance forward for FY 2021 - FY 2023 are not reflected to avoid double counting.

Appropriations

Administrative Services							
Major Maintenance	\$ 8,729,237	\$ 11,510,000	\$ 3,000,000	-	-	-	-
Agriculture & Land Stewardship							
Water Quality Initiative	5,200,000	5,200,000	5,200,000	-	-	-	-
Ag Drainage Wells	1,920,000	1,875,000	1,875,000	-	-	-	-
Renewable Fuels	-	3,000,000	3,000,000	-	-	-	-
Department for the Blind							
Elevator Improvements	-	150,000	-	-	-	-	-
Chief Information Officer							
Broadband Improvements	-	-	2,600,000	-	-	-	-
Corrections							
CBC District 3 Infrastructure	150,000	-	-	-	-	-	-
Cultural Affairs							
Great Places Infrastructure Grants	1,000,000	1,000,000	1,000,000	-	-	-	-
State Historical Building	-	1,000,000	6,489,763	15,847,950	18,238,736	-	-
Collections Storage	-	-	1,500,000	2,691,405	1,500,000	-	-
Strengthening Communities Grants - Rural YMCAs	500,000	250,000	500,000	-	-	-	-
USS Battleship Iowa	250,000	250,000	-	-	-	-	-
Economic Development							
Community Attraction & Tourism Grants	5,000,000	5,000,000	5,000,000	-	-	-	-
Regional Sports Authorities	500,000	500,000	500,000	-	-	-	-
World Food Prize Borlaug/Ruan Scholar Program	300,000	300,000	300,000	-	-	-	-
Camp Sunnyside Swimming Pool	-	500,000	-	-	-	-	-
Lewis and Clark Regional Water System	-	2,250,000	4,750,000	-	-	-	-
Western Iowa Utility Relocation	-	1,500,000	-	-	-	-	-
Human Services							
ChildServe Building Expansion	-	-	1,250,000	1,250,000	-	-	-
Nursing Home Facility Improvements	500,000	500,000	-	-	-	-	-
Broadlawns Mental Health Facilities	-	-	-	-	-	-	-
The Homestead Autism Facilities	485,000	-	-	-	-	-	-

Previously enacted appropriations in FY 2019 are in bold.

New revenue is the available funding in a given year without the prior year balance and after selected appropriations have been subtracted.

Rebuild Iowa Infrastructure Fund - Five Year Estimate

LSA Staff Contact: Adam Broich (515.281.8223) adam.broich@legis.iowa.gov

	Enacted		Gov. Rec. FY 2019	Gov. Rec. FY 2020	Gov. Rec. FY 2021	Gov. Rec. FY 2022	Gov. Rec. FY 2023
	Actual FY 2017	Estimated FY 2018					
Iowa Finance Authority							
State Housing Trust Fund	3,000,000	3,000,000	3,000,000	3,000,000	3,000,000	3,000,000	3,000,000
Iowa Law Enforcement Academy							
Law Enforcement Academy Remodel	-	-	1,449,938	10,826,911	-	-	-
Judicial Branch							
Polk County Justice Center Furn. And Equip.	-	-	1,464,705	-	-	-	-
Management							
Environment First Fund	42,000,000	42,000,000	42,000,000	42,000,000	42,000,000	42,000,000	42,000,000
Technology Reinvestment Fund	-	10,000,000	20,800,000	-	-	-	-
Natural Resources							
State Park Infrastructure	3,000,000	2,000,000	2,000,000	-	-	-	-
Lake Restoration & Water Quality	9,600,000	9,600,000	9,600,000	-	-	-	-
Water Trails and Low Head Dam Grants	1,000,000	-	1,000,000	-	-	-	-
Public Defense							
Facility/Armory Maintenance	2,000,000	1,000,000	1,000,000	-	-	-	-
Statewide Modernization - Readiness Centers	1,500,000	1,000,000	1,000,000	-	-	-	-
Camp Dodge Infrastructure Upgrades	300,000	250,000	250,000	-	-	-	-
Public Safety							
Network Contract	-	4,143,687	1,351,666	-	-	-	-
Tasers	-	-	740,000	-	-	-	-
Regents							
Tuition Replacement	32,447,187	16,072,923	31,471,292	-	-	-	-
ISU Student Innovation Center	1,000,000	6,000,000	10,000,000	10,000,000	10,000,000	3,000,000	-
ISU Biosciences Building	15,500,000	19,500,000	4,000,000	-	-	-	-
UI Pharmacy Building Renovation	23,000,000	22,800,000	5,500,000	-	-	-	-
UNI Schindler Ed Center Renovation	15,900,000	-	0	-	-	-	-
Major Maintenance	-	-	3,000,000	-	-	-	-
ISU Vet Lab	-	-	-	20,000,000	20,000,000	20,000,000	20,000,000
State Fair							
Northwest Events Area Construction and Remodel	500,000	1,000,000	8,500,000	-	-	-	-
Transportation							
Railroad Revolving Loan and Grant	1,500,000	1,000,000	1,000,000	-	-	-	-
Recreational Trails	2,500,000	1,000,000	2,500,000	-	-	-	-
Public Transit Vertical Infrastructure Grants	1,500,000	1,500,000	1,500,000	-	-	-	-
Comm. Air Service Vertical Infrastructure Grants	1,440,000	900,000	1,500,000	-	-	-	-
General Aviation Vertical Infrastructure Grants	-	500,000	500,000	-	-	-	-
Treasurer							
County Fair Infrastructure	1,060,000	1,060,000	1,060,000	-	-	-	-
Veterans Affairs							
Loftus Hall ADA Improvements	500,000	-	-	-	-	-	-
Sheeler and Loftus Renovation	2,000,000	-	-	-	-	-	-

Previously enacted appropriations in FY 2019 are in bold.

New revenue is the available funding in a given year without the prior year balance and after selected appropriations have been subtracted.

Rebuild Iowa Infrastructure Fund - Five Year Estimate

LSA Staff Contact: Adam Broich (515.281.8223) adam.broich@legis.iowa.gov

	Enacted		Gov. Rec. FY 2019	Gov. Rec. FY 2020	Gov. Rec. FY 2021	Gov. Rec. FY 2022	Gov. Rec. FY 2023
	Actual FY 2017	Estimated FY 2018					
Technology Projects							
Cultural Affairs							
Sullivan Brothers Vets Museum	250,000	250,000	-	-	-	-	-
Education							
ICN Part III & Maintenance & Leases	2,727,000	-	-	-	-	-	-
Statewide Education Data Warehouse	363,839	-	-	-	-	-	-
IPTV Equipment Replacement	1,017,000	-	-	-	-	-	-
Homeland Security and Emergency Management							
Alert Iowa Statewide Messaging System	400,000	-	-	-	-	-	-
Human Rights							
Criminal Justice Info System Integration (CJIS)	1,345,000	-	-	-	-	-	-
Justice Data Warehouse	117,980	-	-	-	-	-	-
Iowa Telecomm. & Technology Commission							
ICN Equipment Replacement	1,150,000	-	-	-	-	-	-
Management							
Searchable Online Budget and Tax Database	45,000	-	-	-	-	-	-
Electronic Grants Management System	50,000	-	-	-	-	-	-
Public Defense							
Gold Star Museum	250,000	-	-	-	-	-	-
Public Health							
Maternal & Child Health Database Integration	500,000	-	-	-	-	-	-
Iowa Prescription Drug Safety Net	75,000	-	-	-	-	-	-
Public Safety							
DCI Lab - DNA Marker Software	150,000	-	-	-	-	-	-
Secretary of State							
Voting Equipment	-	-	-	-	-	-	-
Voter Registration System	300,000	-	-	-	-	-	-
Treasurer							
ABLE Savings Plan Trust	-	-	-	-	-	-	-
Net Appropriations	\$ 194,522,243	\$ 179,361,610	\$ 193,152,364	\$ 105,616,266	\$ 94,738,736	\$ 68,000,000	\$ 65,000,000
Reversions	-1,701,218	-	-	-	-	-	-
Ending Balance	\$ 3,187,927	\$ 7,885,645	\$ 559,416	\$ 81,373,877	\$ 109,759,100	\$ 139,595,617	\$ 145,724,375

Previously enacted appropriations in FY 2019 are in bold.

New revenue is the available funding in a given year without the prior year balance and after selected appropriations have been subtracted.

Technology Reinvestment Fund

	Final FY 2017	Estimated FY 2018	Gov's Rec FY 2019
Resources			
Beginning Balance	\$ 315,616	\$ 79,455	\$ 19,635
General Fund Standing Appropriation	0	0	0
RIF Appropriation	0	10,000,000	20,800,000
Total Available Resources	\$ 315,616	\$ 10,079,455	\$ 20,819,635
Appropriations			
Office of the Chief Information Officer			
Information Technology Consolidation Projects	\$ 0	\$ 1,000,000	\$ 3,300,000
Department of Education			
ICN Part III & Maintenance & Leases	0	2,727,000	2,727,000
Statewide Education Data Warehouse	236,161	600,000	600,000
IPTV Equipment Replacement	0	260,000	500,000
Department of Homeland Security			
Alert Iowa Statewide Messaging System	0	400,000	400,000
Department of Human Rights			
Criminal Justice Info System Integration (CJIS)	0	1,000,000	1,200,000
Justice Data Warehouse	0	157,980	157,980
Department of Human Services			
Medicaid Technology	0	1,000,000	636,000
Department of Inspections and Appeals			
State Public Defender Online Attorney Claims	0	66,463	88,800
Iowa Telecomm and Technology Commission			
ICN Equipment Replacement	0	0	0
Judicial Branch			
Technology Projects	0	0	7,085,424
Department of Management			
Transparency Project	0	45,000	45,000
Local Government Budget & Property Tax upgrade	0	600,000	600,000
Electronic Grant Management System	0	50,000	70,000
Department of Natural Resources			
Air Quality Application System	0	0	954,000
Board of Parole			
Record Digitization	0	0	50,000
Department of Public Health			
Medical Cannabidiol Registry	0	0	350,000
Equipment-State Medical Examiner	0	1,037,000	0
Department of Public Safety			
Crime Scene Processing Equipment	0	0	125,000
Radio Upgrades	0	1,116,377	860,000
Secretary of State			
Voter Registration System	0	0	1,050,000
Total Appropriations	\$ 236,161	\$ 10,059,820	\$ 20,799,204
Reversions	\$ 0	\$ 0	\$ 0
Ending Balance	\$ 79,455	\$ 19,635	\$ 20,431

Note: The Governor is recommending multi-year appropriations for Medicaid Technology and the Voter Registration System. The Governor is recommending Medicaid Technology received \$10.1 million from FY 2019 to FY 2025. The Governor is recommending funding for the Voter Registration System to receive \$6.0 million from FY 2019 to FY 2022.

**Department of Transportation
FY 2019 Governor Recommendations**

	Actual FY 2017	Estimated FY 2018	Gov Rec. FY 2019	Gov. Rec. vs Est. FY 2018
Driver's License Equipment Lease/				
Central Issuance				
Road Use Tax Fund	\$ 3,876,000	\$ 3,876,000	\$ 3,876,000	\$ 0
Administrative Services				
Road Use Tax Fund	\$ 6,679,706	\$ 6,785,537	\$ 6,677,758	\$ -107,779
Primary Road Fund	41,032,482	41,682,587	41,020,512	-662,075
Total Administrative Services	\$ 47,712,188	\$ 48,468,124	\$ 47,698,270	\$ -769,854
FTE Positions	233.1	256.0	250.0	-6.0
Planning & Programming				
Road Use Tax Fund	\$ 446,789	\$ 453,460	\$ 447,822	\$ -5,638
Primary Road Fund	8,488,981	8,615,735	8,508,616	-107,119
Total Planning & Programming	\$ 8,935,770	\$ 9,069,195	\$ 8,956,438	\$ -112,757
FTE Positions	82.1	95.0	94.0	-1.0
Motor Vehicles				
Road Use Tax Fund	\$ 36,063,965	\$ 36,176,924	\$ 25,962,748	\$ -10,214,176
Primary Road Fund	1,502,665	1,527,161	1,081,781	-445,380
Total Motor Vehicles	\$ 37,566,630	\$ 37,704,085	\$ 27,044,529	\$ -10,659,556
FTE Positions	366.7	388.0	281.0	-107.0
Strategic Performance				
Road Use Tax Fund	\$ 513,720	\$ 548,328	\$ 671,369	\$ 123,041
Primary Road Fund	3,155,710	3,364,853	4,124,123	759,270
Total Strategic Performance	\$ 3,669,430	\$ 3,913,181	\$ 4,795,492	\$ 882,311
FTE Positions	33.7	34.0	41.0	7.0
Highway				
Road Use Tax Fund	\$ 0	\$ 0	\$ 10,233,174	\$ 10,233,174
Primary Road Fund	244,749,911	246,491,619	247,828,001	1,336,382
Total Highway	\$ 244,749,911	\$ 246,491,619	\$ 258,061,175	\$ 11,569,556
FTE Positions	1,869.0	1,949.0	2,056.0	107.0
Dept. of Administrative Services				
Road Use Tax Fund	\$ 259,560	\$ 259,560	\$ 259,560	\$ 0
Primary Road Fund	1,594,440	1,594,440	1,594,440	0
Total DAS	\$ 1,854,000	\$ 1,854,000	\$ 1,854,000	\$ 0
Unemployment Compensation				
Road Use Tax Fund	\$ 7,000	\$ 7,000	\$ 7,000	\$ 0
Primary Road Fund	138,000	138,000	138,000	0
Total Unemployment Comp.	\$ 145,000	\$ 145,000	\$ 145,000	\$ 0
Workers' Compensation				
Road Use Tax Fund	\$ 157,938	\$ 175,480	\$ 175,748	\$ 268
Primary Road Fund	3,790,504	4,211,524	4,217,954	6,430
Total Workers' Comp.	\$ 3,948,442	\$ 4,387,004	\$ 4,393,702	\$ 6,698
Indirect Cost Recoveries				
Road Use Tax Fund	\$ 90,000	\$ 90,000	\$ 90,000	\$ 0
Primary Road Fund	660,000	660,000	660,000	0
Total Indirect Cost Recoveries	\$ 750,000	\$ 750,000	\$ 750,000	\$ 0
Auditor Reimbursement				
Road Use Tax Fund	\$ 82,516	\$ 84,882	\$ 87,318	\$ 2,436
Primary Road Fund	506,884	521,418	536,382	14,964
Total Auditor Reimbursement	\$ 589,400	\$ 606,300	\$ 623,700	\$ 17,400
County Treasurers Support				
Road Use Tax Fund	\$ 1,406,000	\$ 1,406,000	\$ 1,406,000	\$ 0
TraCS/MACH				
Road Use Tax Fund	\$ 300,000	\$ 300,000	\$ 300,000	\$ 0

**Department of Transportation
FY 2019 Governor Recommendations**

	<u>Actual</u> <u>FY 2017</u>	<u>Estimated</u> <u>FY 2018</u>	<u>Gov Rec.</u> <u>FY 2019</u>	<u>Gov. Rec. vs</u> <u>Est. FY 2018</u>
Mississippi River Parkway Commission				
Road Use Tax Fund	\$ 40,000	\$ 40,000	\$ 40,000	\$ 0
Personal Delivery of Services*				
Road Use Tax Fund	\$ 225,000	\$ 225,000	\$ 225,000	\$ 0
Statewide Interoperable Comm. System				
Road Use Tax Fund	\$ 0	\$ 0	\$ 497,191	\$ 497,191
Primary Road Fund	0	0	3,054,172	3,054,172
Total Statewide Interoperable Comm. System	\$ 0	\$ 0	\$ 3,551,363	\$ 3,551,363
MVD Field Facility Maintenance				
Road Use Tax Fund	\$ 300,000	\$ 300,000	\$ 300,000	\$ 0
Garage Fuel & Waste Management				
Primary Road Fund	\$ 800,000	\$ 800,000	\$ 800,000	\$ 0
Transportation Maps				
Primary Road Fund	\$ 242,000	\$ 0	\$ 242,000	\$ 242,000
Inventory & Equipment Replacement				
Primary Road Fund	\$ 5,366,000	\$ 10,535,000	\$ 10,465,000	\$ -70,000
Utility Improvements				
Primary Road Fund	\$ 400,000	\$ 400,000	\$ 400,000	\$ 0
Garage Roofing Projects				
Primary Road Fund	\$ 500,000	\$ 500,000	\$ 500,000	\$ 0
HVAC Improvements				
Primary Road Fund	\$ 700,000	\$ 700,000	\$ 700,000	\$ 0
Field Facility Deferred Maintenance				
Primary Road Fund	\$ 1,700,000	\$ 1,700,000	\$ 1,700,000	\$ 0
ADA Improvements				
Primary Road Fund	\$ 150,000	\$ 150,000	\$ 150,000	\$ 0
Dubuque Garage Replacement				
Road Use Tax Fund	\$ 0	\$ 600,000	\$ 0	\$ -600,000
Primary Road Fund	0	10,200,000	0	-10,200,000
Total Dubuque Garage Replacement	\$ 0	\$ 10,800,000	\$ 0	\$ -10,800,000
Rest Area Facility Maintenance				
Primary Road Fund	\$ 250,000	\$ 250,000	\$ 250,000	\$ 0
Adair Garage Renovations				
Primary Road Fund	\$ 0	\$ 1,478,000	\$ 0	\$ -1,478,000
Waterloo Garage Renovations				
Primary Road Fund	\$ 0	\$ 0	\$ 1,790,000	\$ 1,790,000
Mount Pleasant/Fairfield Facility				
Primary Road Fund	\$ 4,902,000	\$ 0	\$ 0	\$ 0
Commercial Aviation Infrastructure Grants				
State Aviation Fund	\$ 60,000	\$ 0	\$ 0	\$ 0
General Aviation Infrastructure Grants				
State Aviation Fund	\$ 750,000	\$ 0	\$ 0	\$ 0
Grand Total	\$ 371,887,771	\$ 386,848,508	\$ 381,017,669	\$ -5,830,839
Total FTE Positions	2,584.6	2,722.0	2,722.0	0.0
Totals By Funding Source				
Road Use Tax Fund	\$ 50,448,194	\$ 51,328,171	\$ 51,256,688	\$ -71,483
Primary Road Fund	320,629,577	335,520,337	329,760,981	-5,759,356
State Aviation Fund	810,000	0	0	0
Total	\$ 371,887,771	\$ 386,848,508	\$ 381,017,669	\$ -5,830,839

* Statutory allocation generally not included in the Transportation Bill.