

# IOWA DEPARTMENT OF NATURAL RESOURCES

---

LEADING IOWANS IN CARING FOR OUR NATURAL RESOURCES

Budget Presentation to  
Governor Kim Reynolds  
Lt. Governor Adam Gregg

# Governor's Goals & DNR Contributions

## Creating a competitive business climate

- Efficient permitting processes promote economic development

## Developing the most innovative energy policy in the country

- Business and agricultural liaisons improve partnerships

## Educating our children for a knowledge economy

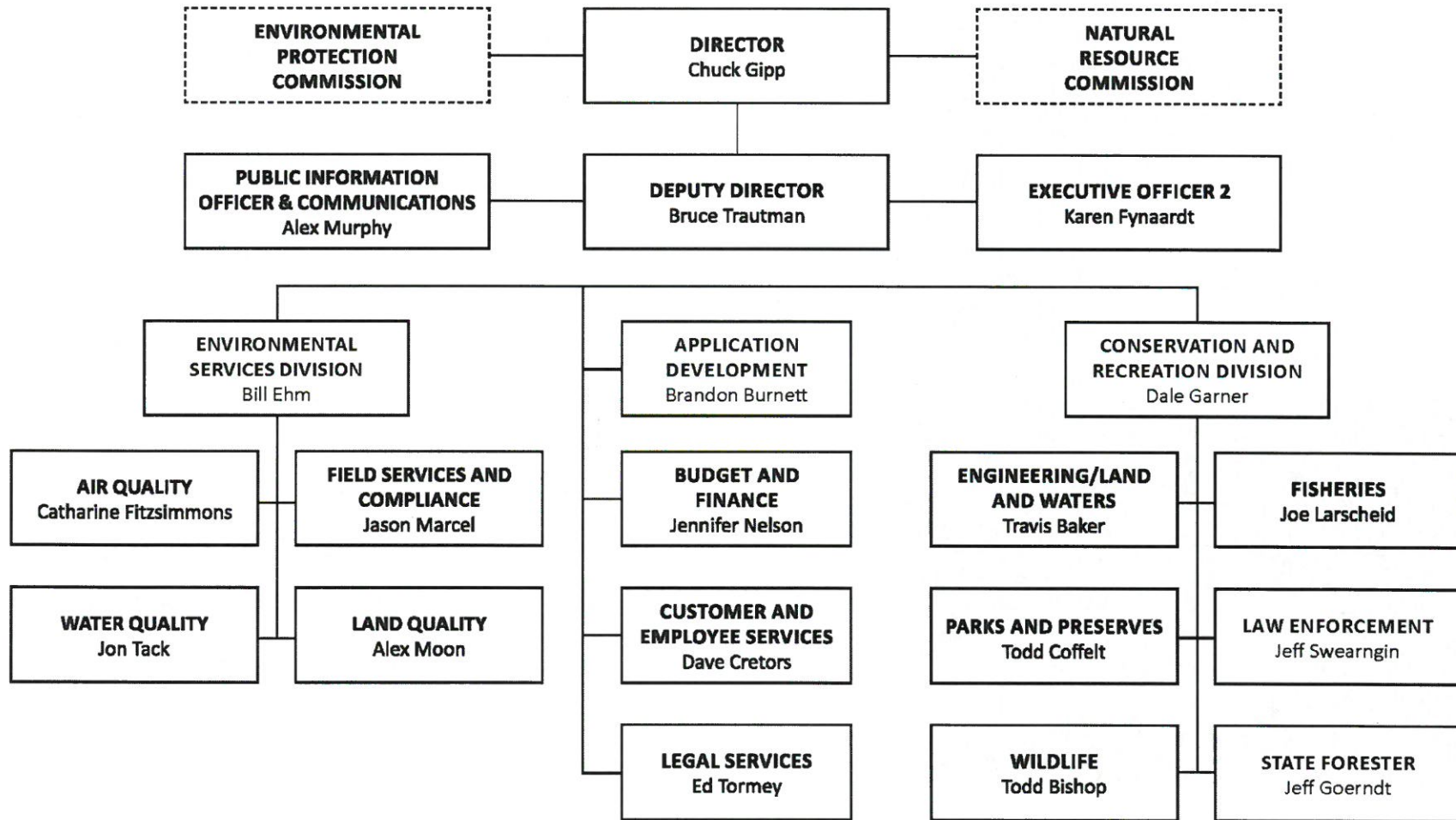
- Healthy lifestyles for families encourage learning

## Training Iowans for the jobs of tomorrow

- Iowa is a top state to work and live through outdoor recreation & a clean environment



# Table of Organization





# Quality Natural Resources for Iowans

- **Fish and Wildlife**


- **Seven** fish hatcheries, raising **180 million** fish for lake and river stockings
- **319** lakes, **19,000** miles of interior streams, **78** trout streams managed for aquatic recreation
- **486** DNR-managed wildlife areas
- Protect and manage habitat for pollinators, game species and other diverse species



# Quality Natural Resources for Iowans

- **Outdoor Recreation**

- **68** state parks and recreation areas, including Honey Creek Resort (20 additional state parks are managed by cities or counties)
- **Four** state forests – Loess Hills, Stephens, Yellow River, Shimek
- **600** miles of DNR-managed trails for hiking, biking, equestrian, snowmobiling, etc.
- **12** shooting ranges



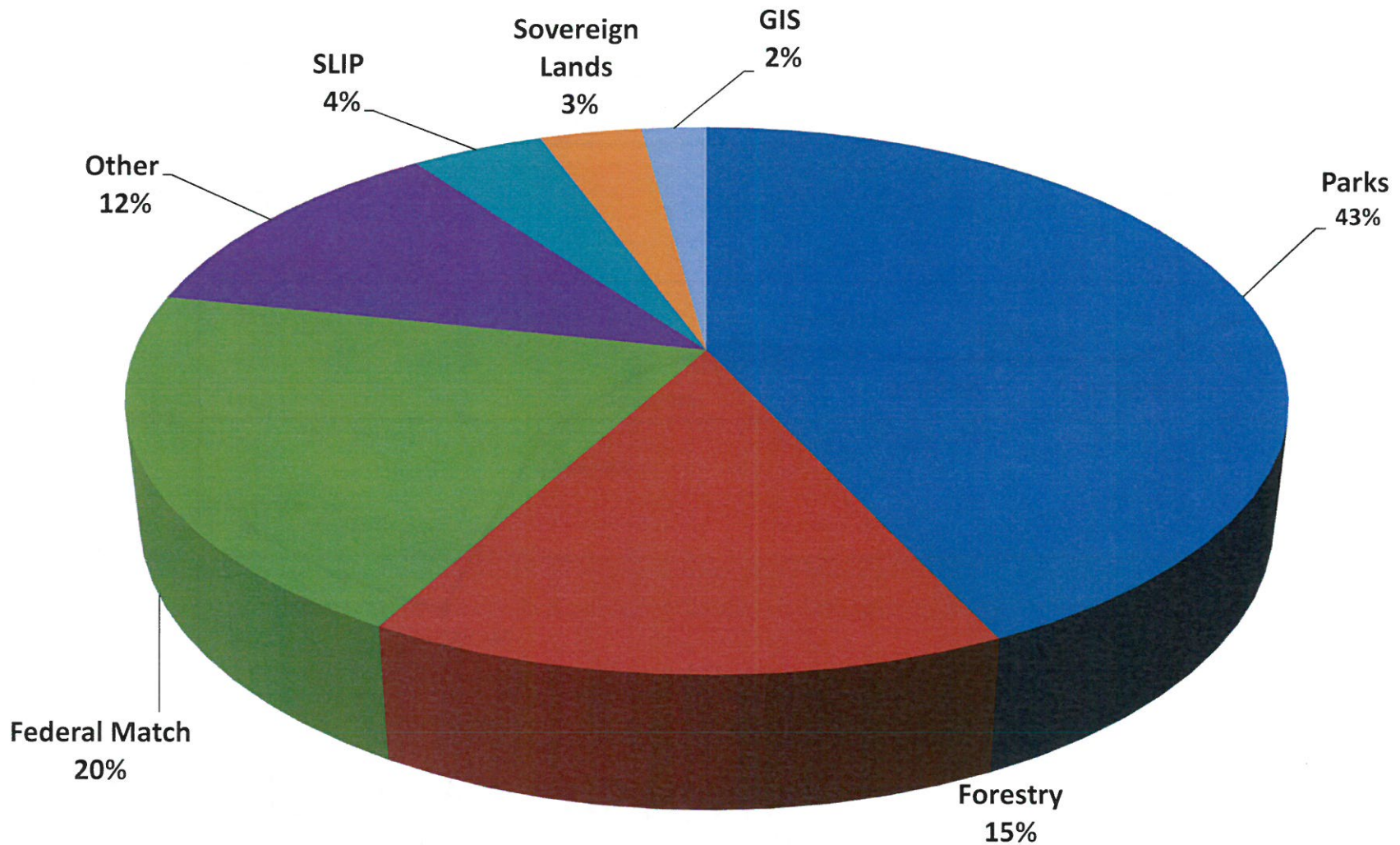


# Health and Safety of Iowans

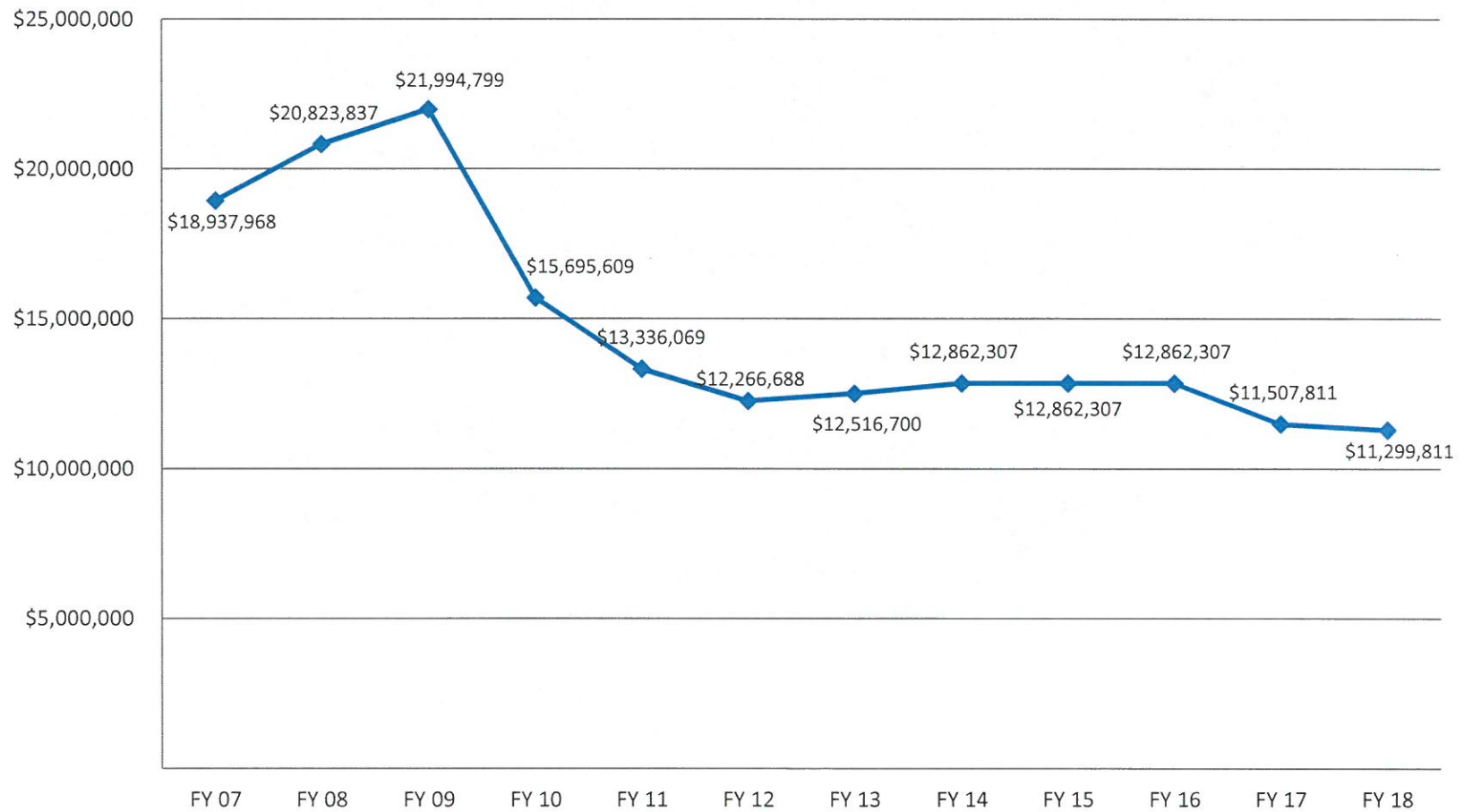
- **Environmental Protection**
  - 1,655 NPDES (discharge) permits
  - 6,581 underground storage tanks
  - 1,878 public water supplies
  - 40,000 regulated facilities given compliance assistance to ensure healthy air, water and land
- **Recreational Safety**
  - 375,000 licensed anglers
  - 186,000 licensed hunters
  - 223,000 registered boats
  - 58,000 registered OHVs and snowmobiles



# DNR State General Fund Allocations

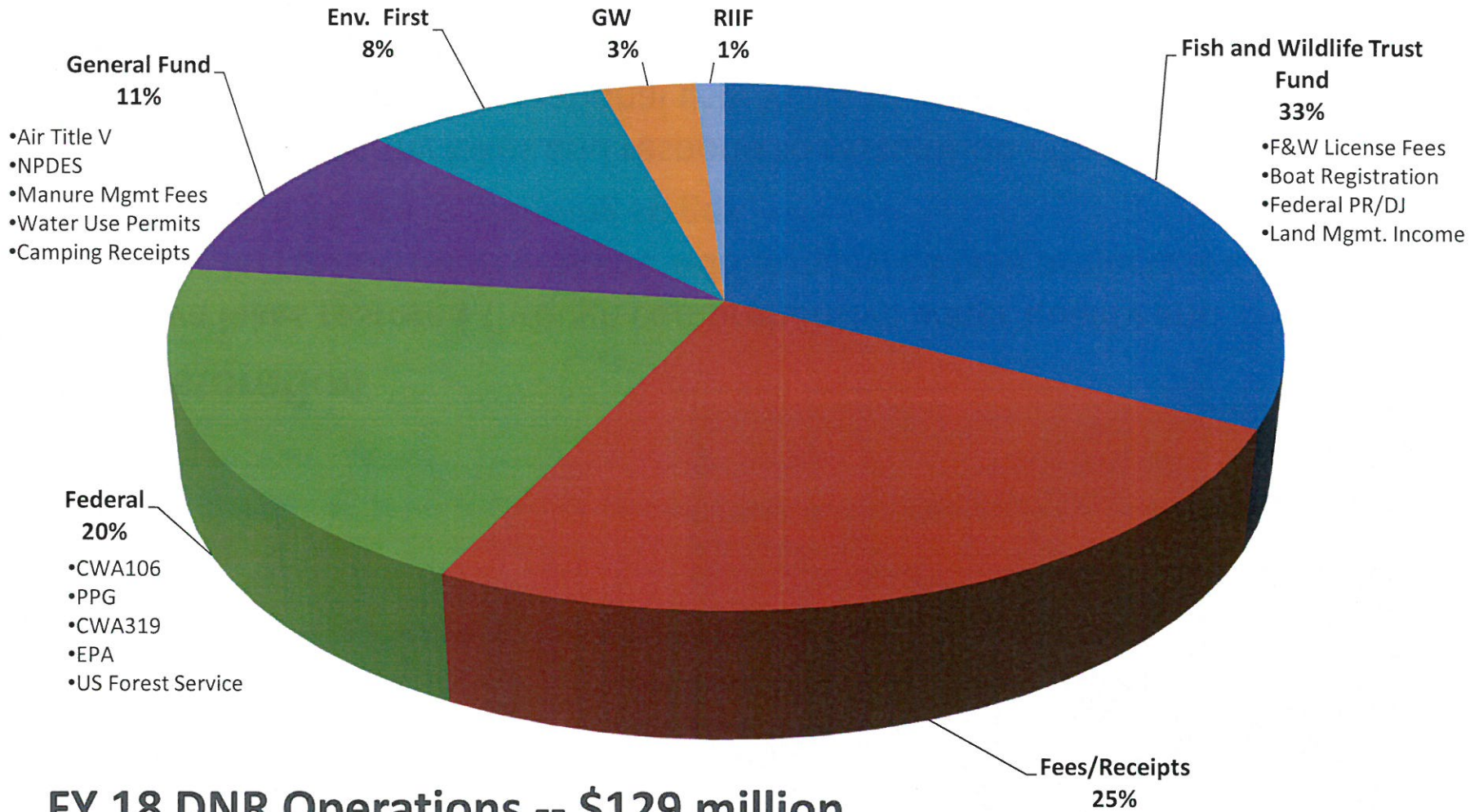


# General Fund History





# Expenditures by Funding Sources



**FY 18 DNR Operations -- \$129 million**

# 2017 Successes



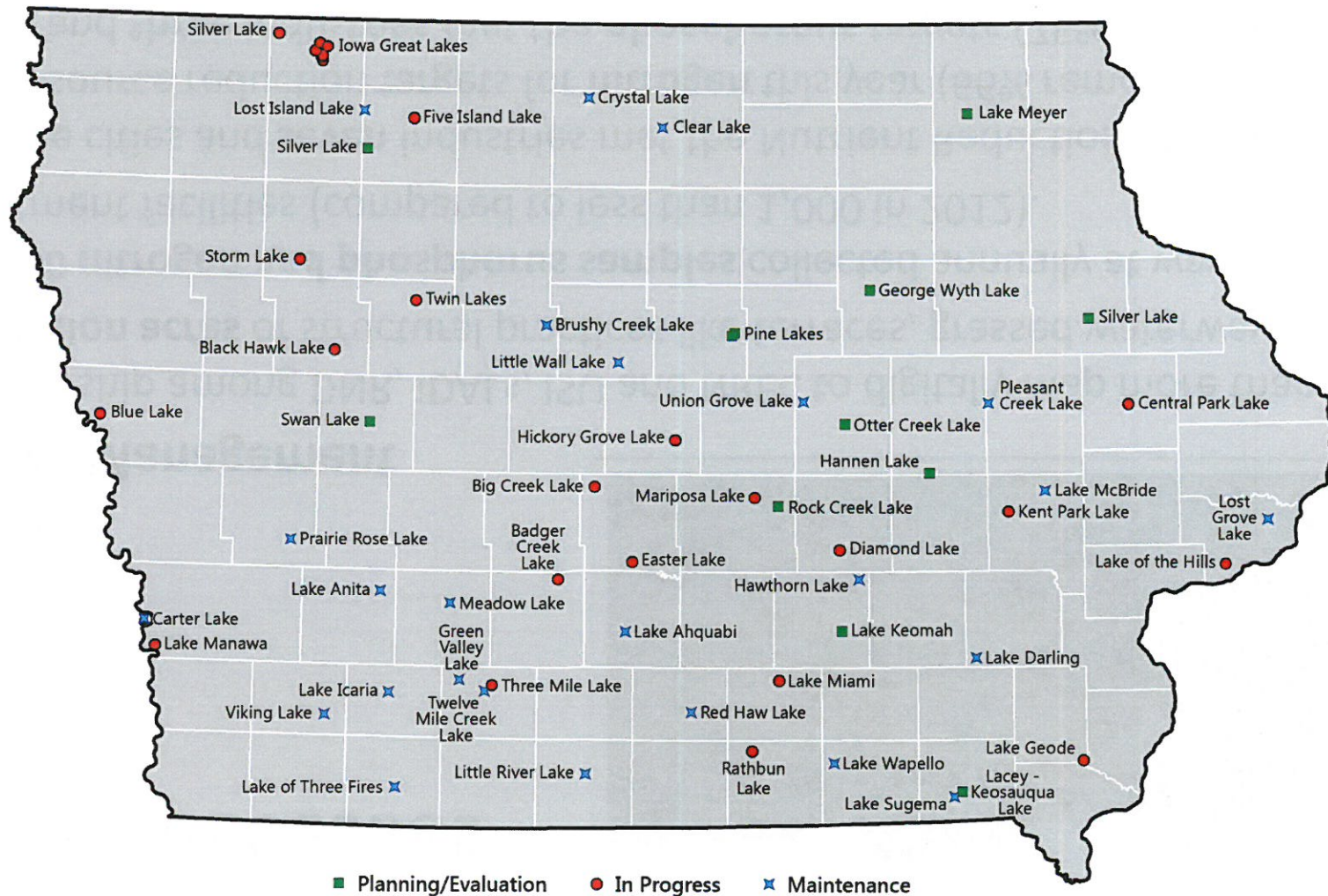
## Lake Restoration

- **22 Iowa lakes restored** through comprehensive water quality and outdoor recreation improvement. Additionally, **21** lake projects are in progress and **15** are in planning stages.
- Iowans value healthy lakes and respond to restoration efforts with significant increase in recreational use. Visits to Iowa's lakes generate **\$1.9 billion** in economic activity each year.
- **Improves water quality** and complements the Nutrient Reduction Strategy by working in targeted watersheds for publicly-owned lakes.



# 2017 Successes – Lake Restoration

## Lake Restoration Program Status





# 2017 Successes



## Nutrient Management

- Partnership among DNR, IDALs, ISU and NREC to digitally map more than **30 million acres** of structural practices like terraces, grassed waterways, etc.
- **23,500 nitrogen and phosphorus samples** collected annually at wastewater treatment facilities (compared to less than 1,000 in 2012).
- **Twelve** cities and **seven** industries met the Nutrient Reduction Strategy point source reduction targets for **nitrogen** this year (66% removal); **five** cities and **three** industries met the **phosphorous** targets (75% removal).
- **Minimized nutrient runoff** and erosion on DNR land through cover crops and best management practices.

# 2017 Successes



## Resource Enhancement and Protection (REAP)

- More than **550** Iowans attended **18** REAP assemblies this fall.
- In 28 years, REAP has provided **\$330 million** in funding to more than **15,000** projects in all **99** Iowa counties.
- Projects include **park and trail** improvements, **soil conservation** and **water quality** projects, **outdoor recreation** innovations, roadside **vegetation**, **cultural and historical** site protection, **educational** activities, **habitat** development and more.
- REAP is authorized to receive up to **\$20 million** annually; in FY2018 it received \$12 million.



# FY 2019 Budget Request

APPROPRIATION NAME	FY 16 Appropriation	FY 17 Appropriation	FY 18 Appropriation	FY 19 Request
<b>GENERAL FUND</b>				
Department Operations	\$12,862,307	\$11,507,811	\$11,299,811	\$11,299,811
Floodplain Management	\$1,950,000	\$1,885,000	\$1,885,000	\$1,885,000
Forestry Health Management	\$500,000	\$470,000	\$500,000	\$500,000
<b>Total General Fund</b>	<b>\$15,312,307</b>	<b>\$13,862,811</b>	<b>\$13,684,811</b>	<b>\$13,684,811</b>
<b>INFRASTRUCTURE</b>				
Lake Water Quality Improvements	\$9,600,000	\$9,600,000	\$9,600,000	\$9,600,000
Water Trails/Low head Dam	\$1,750,000	\$1,000,000	\$0	\$1,000,000
Park Infrastructure Improvements	\$5,000,000	\$3,000,000	\$2,000,000	\$3,000,000
<b>Total Rebuild Iowa Infrastructure Fund</b>	<b>\$16,350,000</b>	<b>\$13,600,000</b>	<b>\$11,600,000</b>	<b>\$13,600,000</b>
<b>ENVIRONMENT FIRST</b>				
Resource Enhancement and Protection	\$16,000,000	\$16,000,000	\$12,000,000	\$16,000,000
Ambient Air Quality Monitoring	\$425,000	\$425,000	\$425,000	\$425,000
Water Quality Monitoring	\$2,955,000	\$2,955,000	\$2,955,000	\$2,955,000
GIS Data for Watershed Managers	\$195,000	\$195,000	\$195,000	\$195,000
Park Operations and Maintenance	\$6,135,000	\$6,235,000	\$6,235,000	\$6,235,000
Water Quantity	\$495,000	\$495,000	\$495,000	\$495,000
Animal Feeding Operations	\$1,320,000	\$1,320,000	\$1,320,000	\$1,320,000
Water Supply Appropriation	\$500,000	\$500,000	\$500,000	\$500,000
Geological and Water Survey	\$200,000	\$200,000	\$200,000	\$200,000
Keep Iowa Beautiful	\$200,000	\$0	\$0	\$0
<b>Total Environment First Fund</b>	<b>\$28,425,000</b>	<b>\$28,325,000</b>	<b>\$24,325,000</b>	<b>\$28,325,000</b>
<b>TECHNOLOGY REINVESTMENT FUND</b>				
Air Quality E-Application	\$0	\$0	\$0	\$954,000
<b>Total Technology Reinvestment Fund</b>	<b>\$0</b>	<b>\$0</b>	<b>\$0</b>	<b>\$954,000</b>
<b>NON-GENERAL FUND</b>				
Fish and Wildlife Operations	\$42,044,573	\$43,147,993	\$43,768,530	\$43,768,530
Groundwater Fund	\$3,455,832	\$3,455,832	\$3,455,832	\$3,455,832
UST Administration Match	\$200,000	\$200,000	\$200,000	\$200,000
Snowmobile Transfer to Fish and Wildlife	\$100,000	\$100,000	\$100,000	\$100,000
<b>Total Non-General Fund</b>	<b>\$45,800,405</b>	<b>\$46,903,825</b>	<b>\$47,524,362</b>	<b>\$47,524,362</b>
<b>TOTAL</b>	<b>\$105,887,712</b>	<b>\$102,691,636</b>	<b>\$97,134,173</b>	<b>\$104,088,173</b>






# Two Challenge Areas for FY2017

- State Parks Funding
- Fish & Wildlife Trust Fund



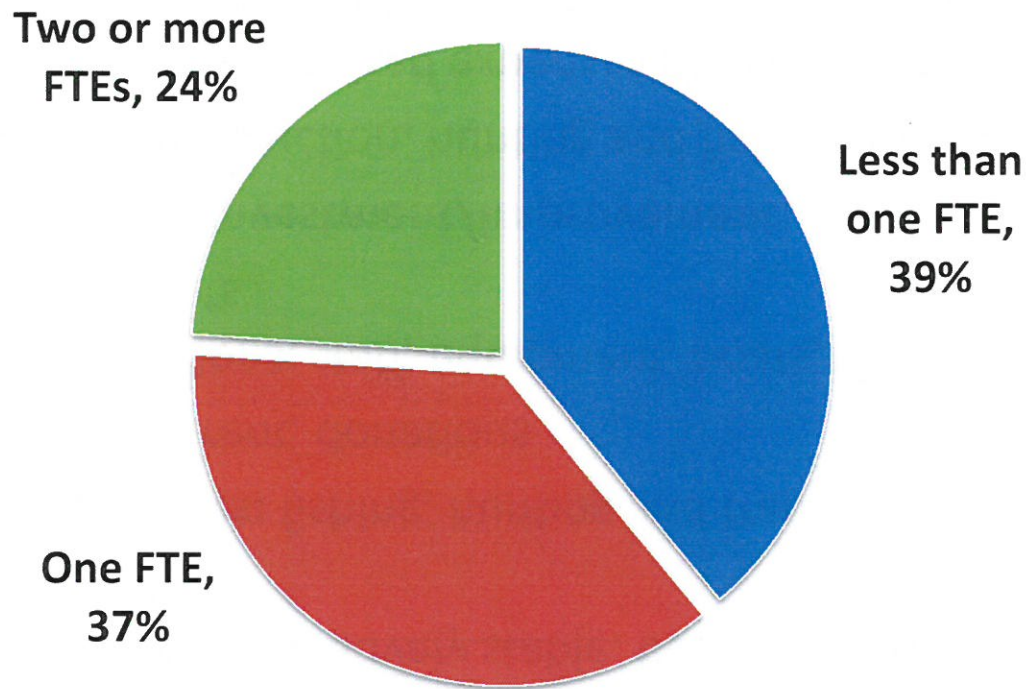
# Challenge: State Parks Operations





# Challenge: State Parks Operations

Number of FTEs per area managed



Percentages are approximate based on shared staff and changing needs over time per area. Figures include parks, forests and OHV parks, but do not include preserves.

State Park FTEs = 112

Seasonal Staff in 2017 = 150  
(down from 240)

Overnight Guests in 2017 (YTD)  
= 339,410

Ratio of Park Staff to Overnight  
Guests = 1 to 1,295

Park Visitors in 2017 (YTD)  
= 13,733,035

Ratio of Park Staff to Visitors =  
1 to 52,416



# Challenge: Fish & Wildlife Trust Fund

Revenues are relatively stable, but expenses are increasing.

- **Revenues:** fishing, hunting and trapping licenses, grants, rent, donations
- **Operations:** staff, equipment, boats, vehicles, contracts
- **Capital Investment/Improvement:**
  - Construction, hunting and fishing access, land improvement
  - Code-required expenses like county habitat grants, property taxes, electronic licensing system, law enforcement retirements
- **Ratio** of Law Enforcement FTEs in charge of safety to license buyers/boat owners = **1 to 9,011**



# Challenge: Conservation Lands

## DNR Land Management

The amount of land owned by the state and managed by the DNR for conservation purposes is **375,602 acres**, equaling just **1 percent** of surface area in Iowa.



### Marginal land makes great habitat:

- **14 percent** is water (lakes, streams)
- **40 percent** is forested
- **17 percent** is classified as hydric soils (prone to flooding, saturation)
- **37 percent** is classified as Highly Erodible  
(land cover can fall into multiple categories)

And DNR managed land has an average **Corn Suitability Rating of 32.**

**DNR pays its way:** The amount of property taxes paid annually by the DNR to Iowa counties is **\$963,487.**


**DNR Protects:** DNR lands provide conservation for species concern, public access and assistance to nutrient reduction strategies.






# Department Collaborations

- Economic Development Authority
  - Iowa Tourism partnership, new business assistance
- Iowa Finance Authority
  - #1 State Revolving Fund program in the nation
- Dept. of Agriculture & Land Stewardship
  - Water quality projects (NRCS, SWCD, EPA)
  - Nutrient reduction strategy (with ISU)
- Dept. of Transportation
  - Stream mitigation, trails and prairie projects
- Dept. of Cultural Affairs
  - Good Earth State Park at Blood Run







- Thank you.
- Questions and comments?

