



## Funding for Public Health

**Iowa ranks last in the country (50/50) in per capita public health funding!**

**Only 0.4% of Iowa's state appropriations goes to public health!** This low percentage glaringly illustrates that Iowa has not made public health a priority. Public health issues such as inability to access health care, lead poisoning in children, obesity in adults and children, new and reemerging diseases, and a booming middle age and aging population highlight the serious need for increased public health funding in Iowa.

Public Health is the vital foundation for providing safety net services for the poor and uninsured. Eighty three percent of Iowa's underserved population (those who are uninsured, underinsured or have other barriers to health care services) did not have access to needed health services in 2006.

### CRITICAL FUNCTIONS OF LOCAL PUBLIC HEALTH.

Local Public Health Services improve health, prevent illness, enhance the quality of life and provide leadership to safeguard the health and wellness of communities.

Local Boards of Health utilize funding to:

- Assure that all people in their communities (infants through adults) can access health services.
- Provide health and related services when those services are not available otherwise.
- Investigate and diagnose and health problems and health hazards in the community.
- Mobilize the community to identify and solve health problems.
- Enforce laws that protect the public's health and safety.

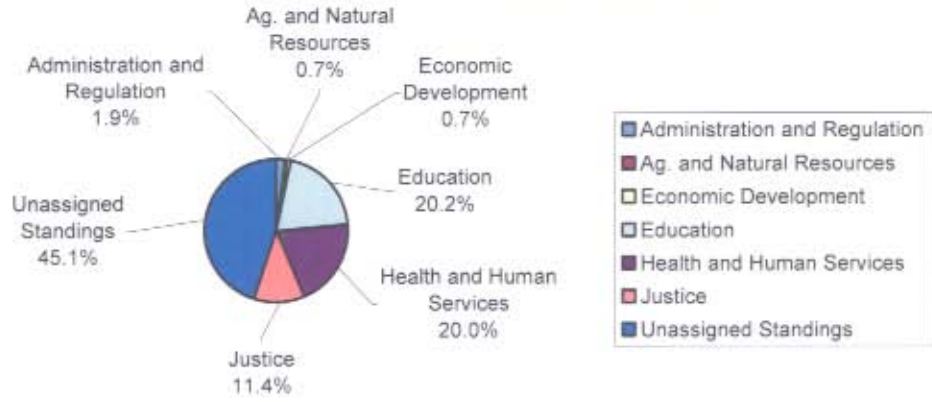
**CHRONIC UNDERFUNDING FOR LOCAL PUBLIC HEALTH SERVICES.** Vital Local Public Health Services (such as Public Health Nursing) have suffered from a dramatic lack of funding over time. Local Public Health Agencies provide nursing services to chronically ill adults and elderly in their homes to decrease the placement in costly nursing homes and reduce the burden on state Medicaid funding. An increase to Public Health Nursing and Local Public Health Services funding will dramatically benefit vulnerable adults ill with chronic diseases to remain in their homes. Often, it is public health nursing visits alone that provides the last critical link to independence. Local public health serves as a "safety net" for those who have no other way of getting crucial health services.

### Policy Recommendation:

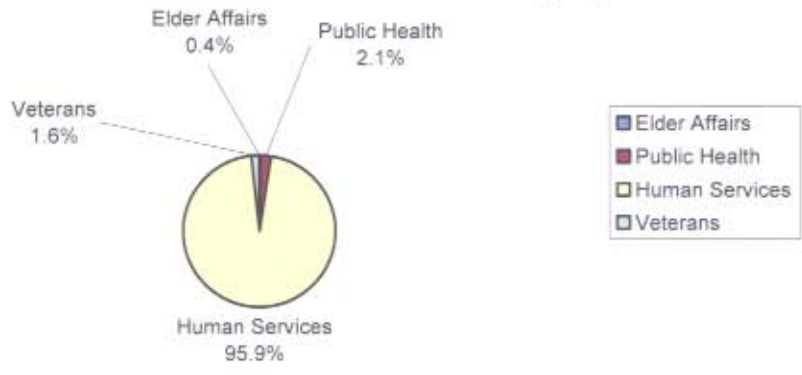
- Primary Action: Recognize the predominant role that public health plays in maintaining the health of Iowans and elevate public health funding levels.  
Appropriate additional funding, \$1,000,000 directly to the Department of Public Health designating the dollars to Local Public Nursing Services.
- Secondary Action: Appropriate \$1,000,000 to the Department of Public Health designated for Wellness Efforts to combat future chronic disease.

**For more information contact:** Mary O'Brien (515)558-9981 or [maryo@vnsdm.org](mailto:maryo@vnsdm.org)

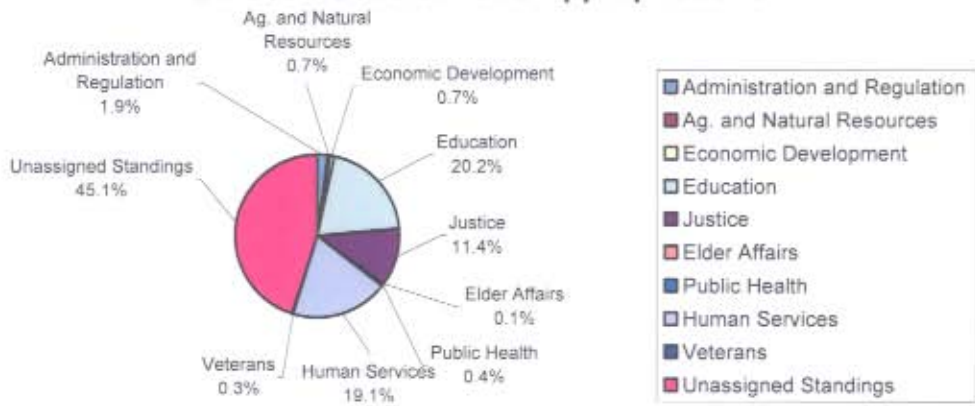
### FY 2008 General Fund Appropriations



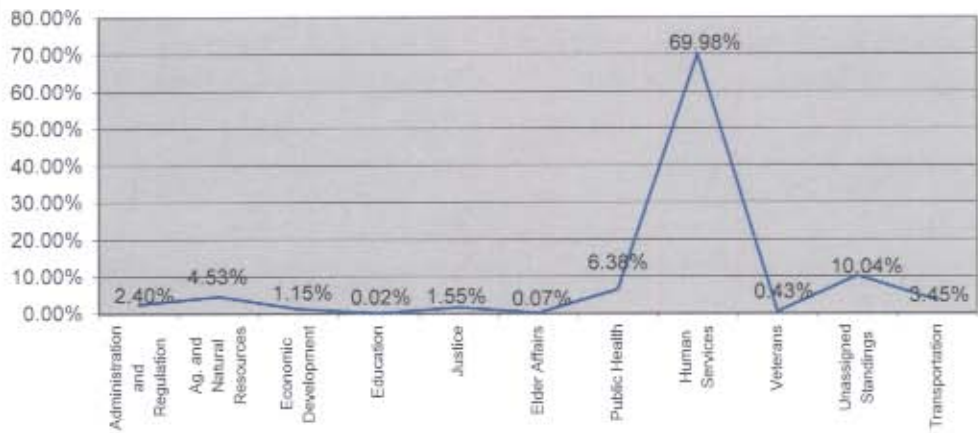
### FY 2008 Health and Human Services Appropriations



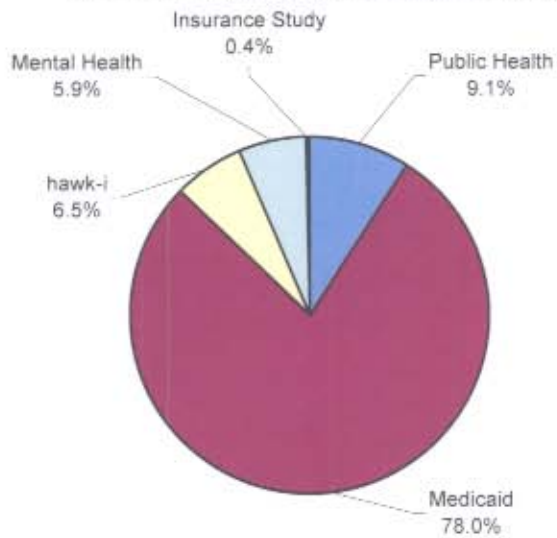
### FY 2008 General Fund Appropriations



### Change in Percentage of Nongeneral Funds Between FY 2007 and FY 2008



### FY 2008 Health Care Trust Fund Distribution



**Appropriations for FY 2007 & 2008 Referenced in Previous Graphs**

<b>General Fund</b>	
Administration and Regulation	110,237,110
Ag. and Natural Resources	43,638,037
Economic Development	42,656,536
Education	1,182,758,943
Health and Human Services	1,169,210,414
Justice	670,688,353
Unassigned Standings	<u>2,640,257,688</u>
	5,859,447,081
Health and Human Services	
Elder Affairs	4,866,698
Public Health	24,034,256
Human Services	1,121,440,747
Veterans	<u>18,868,713</u>
	1,169,210,414
Administration and Regulation	110,237,110
Ag. and Natural Resources	43,638,037
Economic Development	42,656,536
Education	1,182,758,943
Justice	670,688,353
Elder Affairs	4,866,698
Public Health	24,034,256
Human Services	1,121,440,747
Veterans	18,868,713
Unassigned Standings	<u>2,640,257,688</u>
	5,859,447,081

<b>Other Funds</b>	<b>FY 2007</b>	<b>FY 2008</b>	<b>Difference</b>
Administration and Regulation	31,792,698	35,692,986	3,900,288
Ag. and Natural Resources	80,382,662	87,738,081	7,355,419
Economic Development	62,896,000	64,766,000	1,870,000
Education	39,717,834	39,742,834	25,000
Health and Human Services	217,760,663	342,510,979	124,750,316
Justice	3,986,472	6,502,474	2,516,002
Unassigned Standings	301,682,459	317,983,343	16,300,884
Transportation and Infrastruct	<u>553,280,674</u>	<u>558,874,071</u>	5,593,397
	1,291,499,462	1,453,810,768	
Health and Human Services			
Elder Affairs	8,324,044	8,442,707	118,663
Public Health	31,660,996	42,014,660	10,353,664
Human Services	177,775,623	291,353,612	113,577,989
Veterans	-	700,000	700,000
	<u>217,760,663</u>	<u>342,510,979</u>	
Administration and Regulation	31,792,698	35,692,986	3,900,288
Ag. and Natural Resources	80,382,662	87,738,081	7,355,419
Economic Development	62,896,000	64,766,000	1,870,000
Education	39,717,834	39,742,834	25,000
Justice	3,986,472	6,502,474	2,516,002
Elder Affairs	8,324,044	8,442,707	118,663
Public Health	31,660,996	42,014,660	10,353,664
Human Services	177,775,623	291,353,612	113,577,989
Veterans	-	700,000	700,000
Unassigned Standings	301,682,459	317,983,343	16,300,884
Transportation	<u>553,280,674</u>	<u>558,874,071</u>	5,593,397
	1,291,499,462	1,453,810,768	162,311,306

Administration and Regulation	2.40%
Ag. and Natural Resources	4.53%
Economic Development	1.15%
Education	0.02%
Justice	1.55%
Elder Affairs	0.07%
Public Health	6.38%
Human Services	69.98%
Veterans	0.43%
Unassigned Standings	10.04%
Transportation	3.45%

<b>Health Care Trust Fund FY 2008</b>	
Public Health	11,660,235
Medicaid	99,518,096
hawk-i	8,329,570
Mental Health	7,592,099
Insurance Study	<u>500,000</u>
	127,600,000