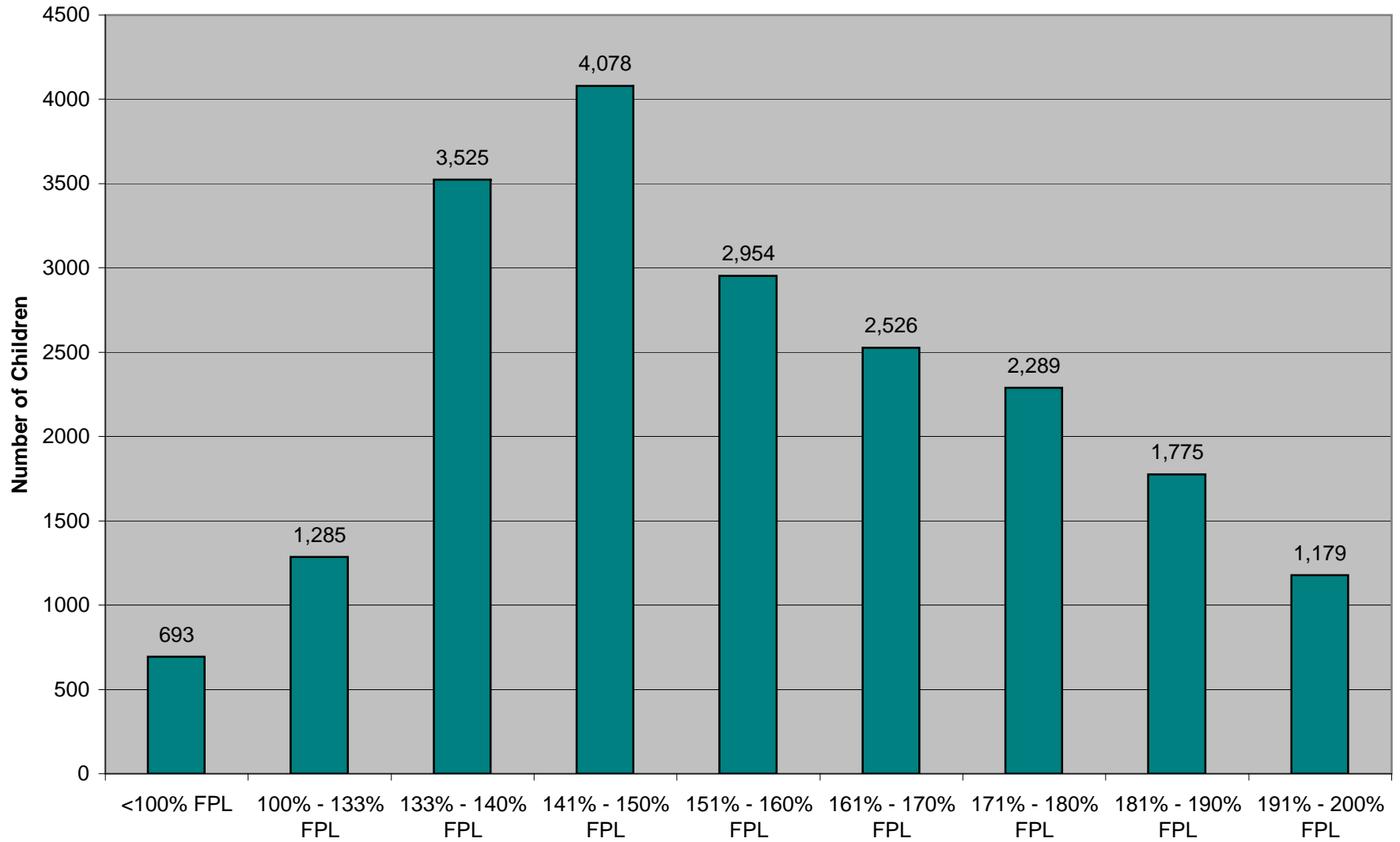
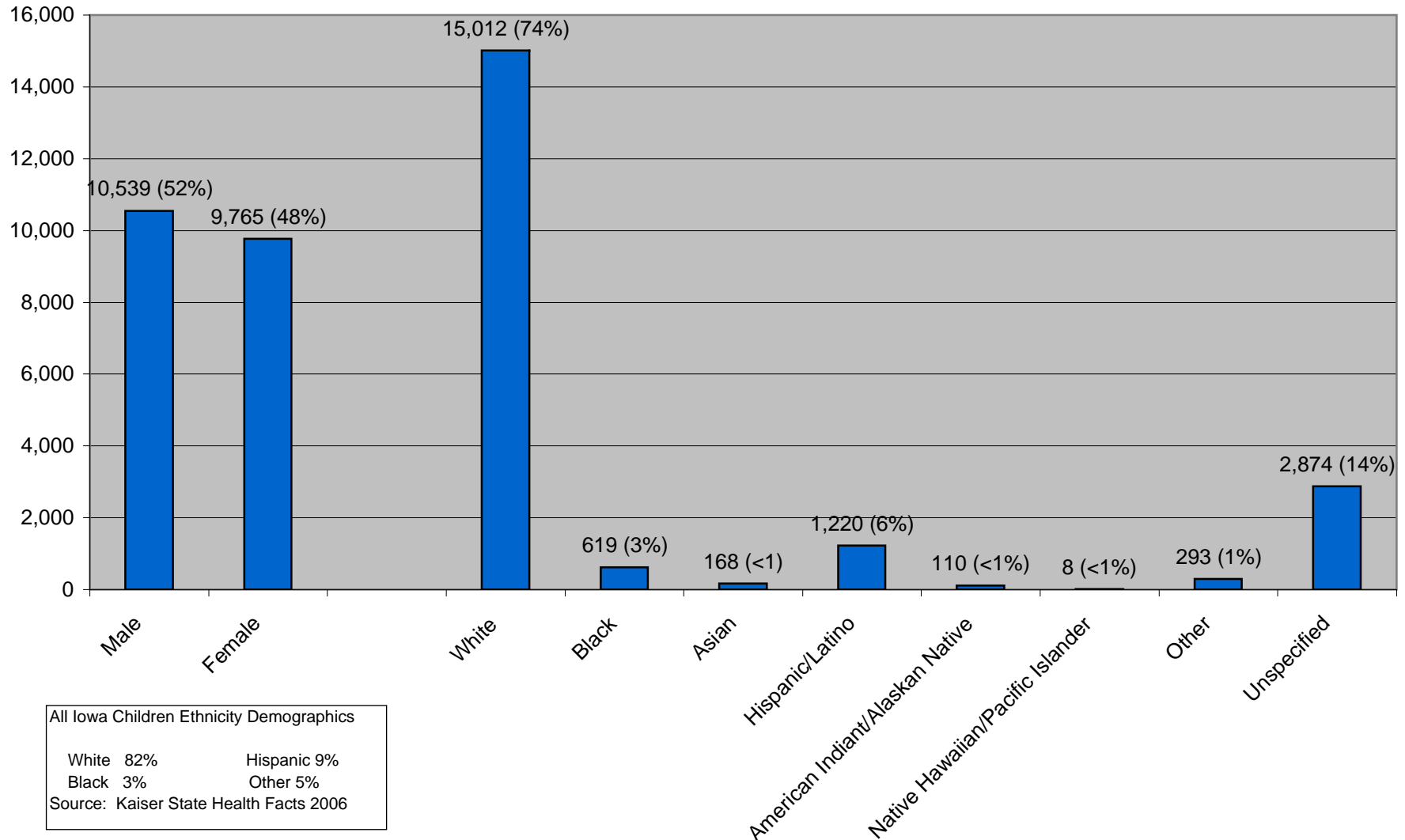


Family Income of Children Participating in hawk-i

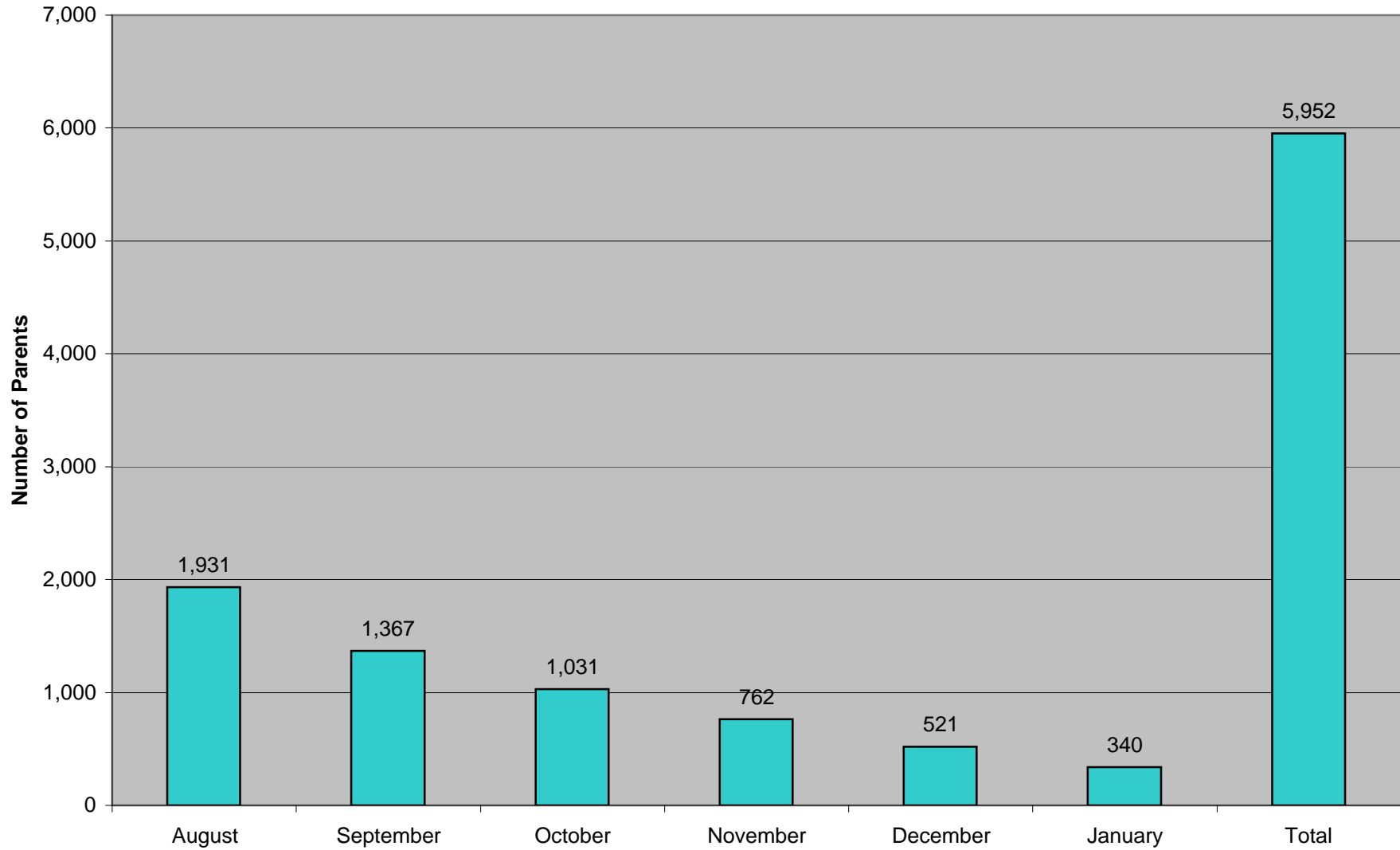


Data Source: Enrollee Demographic Summary Report (14_Month_2007-12)

Gender and Ethnicity of Children Participating in hawk-i



Parents Added to Medicaid Due to Increase in Work Incentive Deduction to 58%



Policy change implemented August 1, 2007. Department estimated 6,000 additional parents would become eligible in SFY '08.

**Comparison of Iowa's *hawk-i* Income Limits
as of January 30, 2008**

Family Size	<i>hawk-i</i> Income Limit at 200% FPL	<i>hawk-i</i> Income Limit Plus 20% in dollars*	<i>hawk-i</i> Income Limit Plus 20% as a percent of FPL**
1	\$20,420	\$25,525	250.0
2	\$27,380	\$34,225	250.0
3	\$34,340	\$42,925	250.0
4	\$41,300	\$51,625	250.0
5	\$48,260	\$60,325	250.0
6	\$55,220	\$69,025	250.0
7	\$62,180	\$77,725	250.0
8	\$69,140	\$86,425	250.0

* *hawk-i* income limit ÷ 80 x 100

** *hawk-i* income limit plus 20% ÷ annual amount at 100% FPL x 100

FEDERAL SCHIP FUNDING HISTORY

The following table reflects Iowa's federal Title XXI (SCHIP) allotments, supplemental funding and federal dollars spent per year since SCHIP program inception.

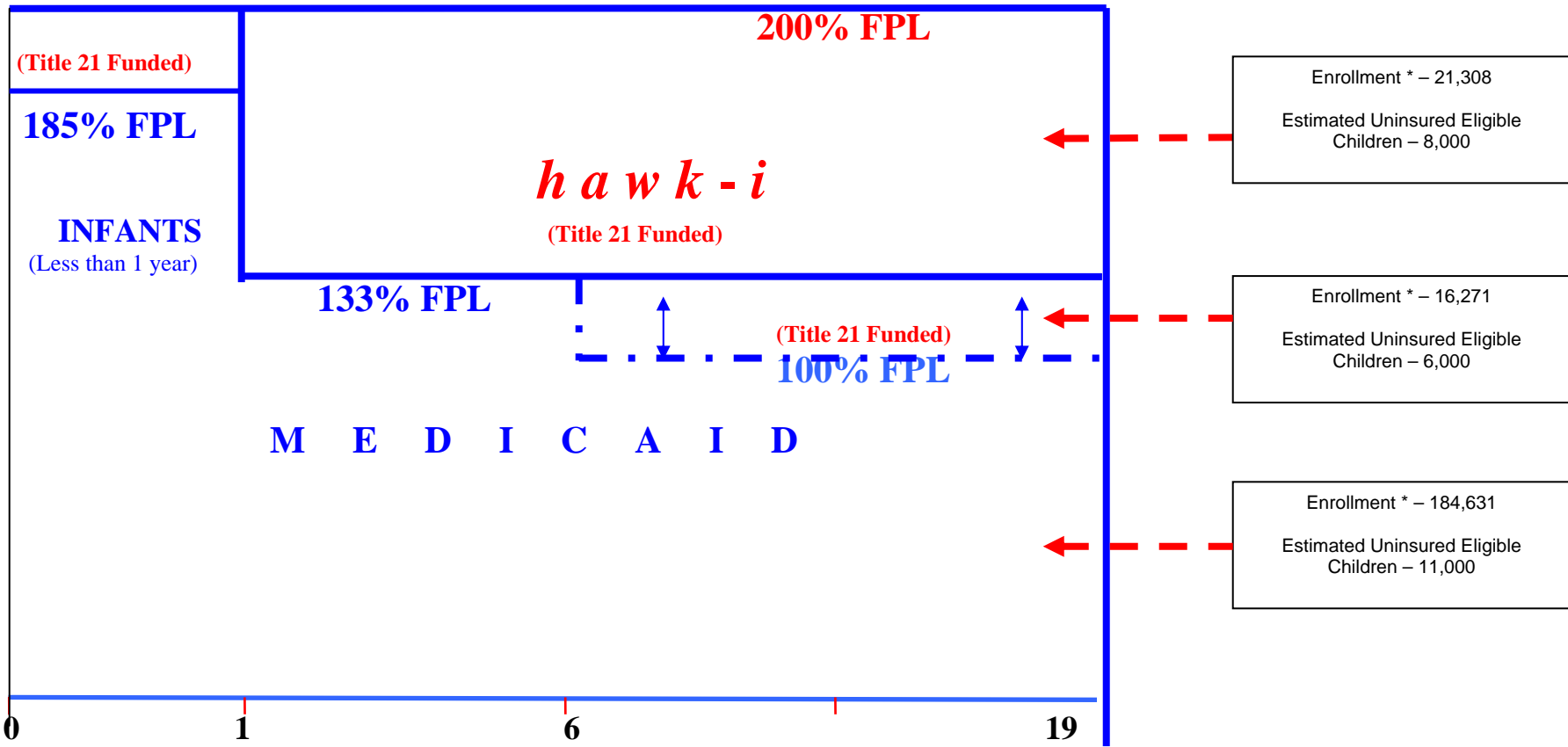
Federal Fiscal Year (FFY)	Allotment	Supplemental Funding	Total Federal Dollars Spent	Balance Remaining	Footnote
1998	\$32,460,463	\$0	\$276,280	\$32,184,183	
1999	\$32,307,161	\$0	\$10,562,636	\$53,928,708	
2000	\$32,382,884	\$0	\$15,493,125	\$70,818,467	1
2001	\$32,940,215	\$0	\$24,846,556	\$76,741,567	2
2002	\$22,411,236	\$0	\$28,724,907	\$63,796,599	3
2003	\$21,368,268	\$0	\$32,885,307	\$48,056,986	4
2004	\$19,703,423	\$0	\$37,273,256	\$28,348,412	5
2005	\$28,266,206	\$0	\$40,757,756	\$20,236,074	6
2006	\$26,986,944	\$6,108,982	\$47,861,826	\$5,470,174	7
2007	\$36,229,776	\$14,001,050	\$51,337,743	\$4,363,257	8
2008	\$33,177,409	\$29,196,591	\$62,374,000 (projected)	\$0 (projected)	9

Footnote Key:

- 1 \$6,128,422 of the FFY 98 allotment that remains unspent added to redistribution pool
- 2 \$11,418,468 of the FFY 99 allotment that remains unspent added to redistribution pool
- 3 \$8,445,148 of the FFY 00 allotment that remains unspent added to redistribution pool
- 4 \$4,277,482 of the FFY 01 allotment that remains unspent added to redistribution pool
- 5 \$0 of the FFY 02 allotment that remains unspent added to redistribution pool
- 6 \$0 of the FFY 03 allotment that remains unspent added to redistribution pool
- 7 \$0 of the FFY 04 allotment that remains unspent added to redistribution pool
- 8 \$4,363,257 of the FFY 07 supplemental that remains unspent reverts to treasury
- 9 Supplemental dollars received were based on estimated need from November budget request. Total federal dollars spent for FFY 08 are a projection.

ENROLLED & UNINSURED CHILD ESTIMATES UNDER 200% FPL IN MEDICAID AND *hawk-i*

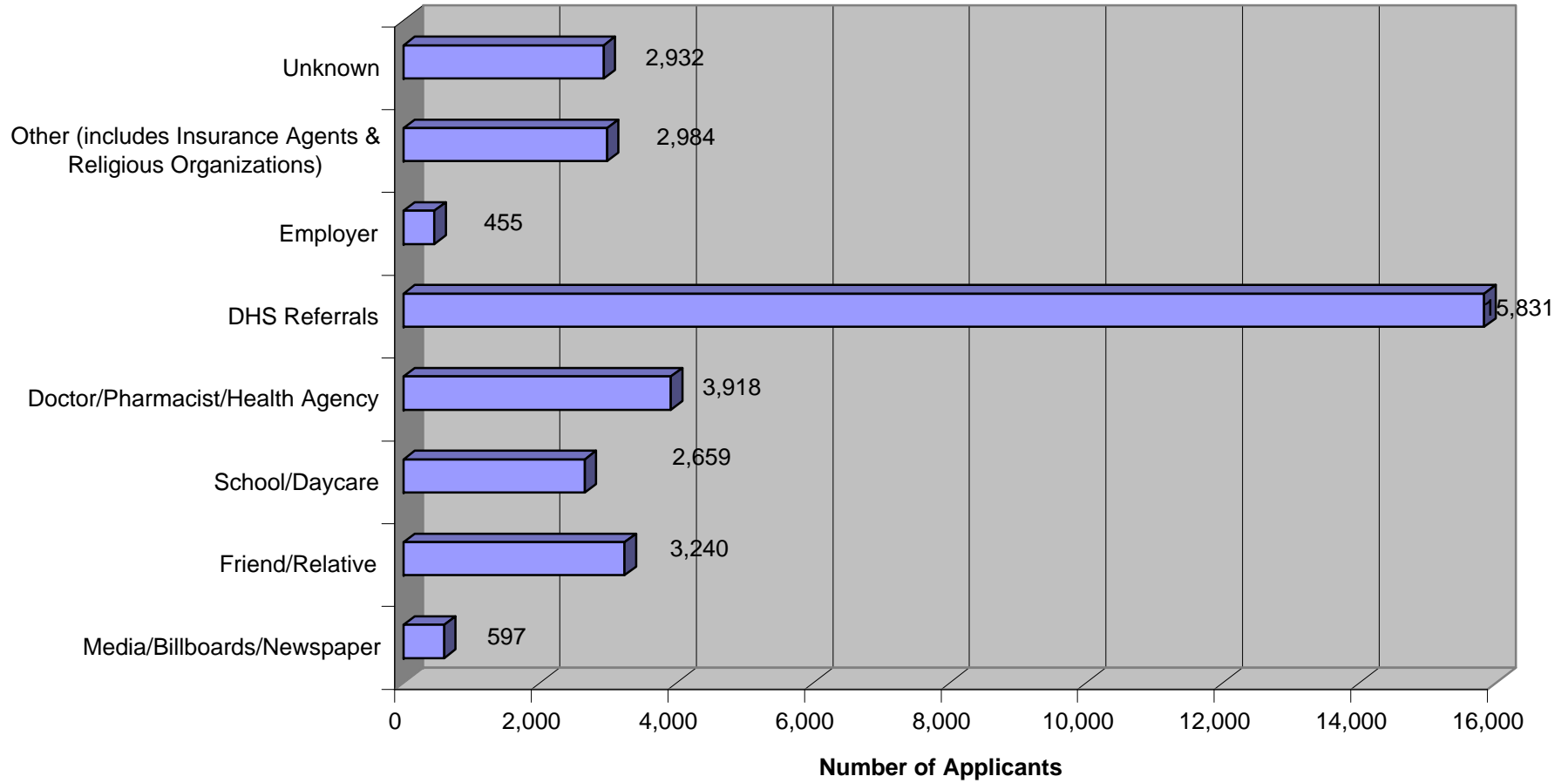
Total Estimated Uninsured Eligible Children: 25,000 < 200% FPL**



* December 2007 Enrollment Data

** GOAL: Enroll 7,500 children by the end of SFY '09

How Applicants Heard About *hawk-i* in Calendar Year 2007



Distribution of Child Enrollment in Medicaid & SCHIP

December, 2007



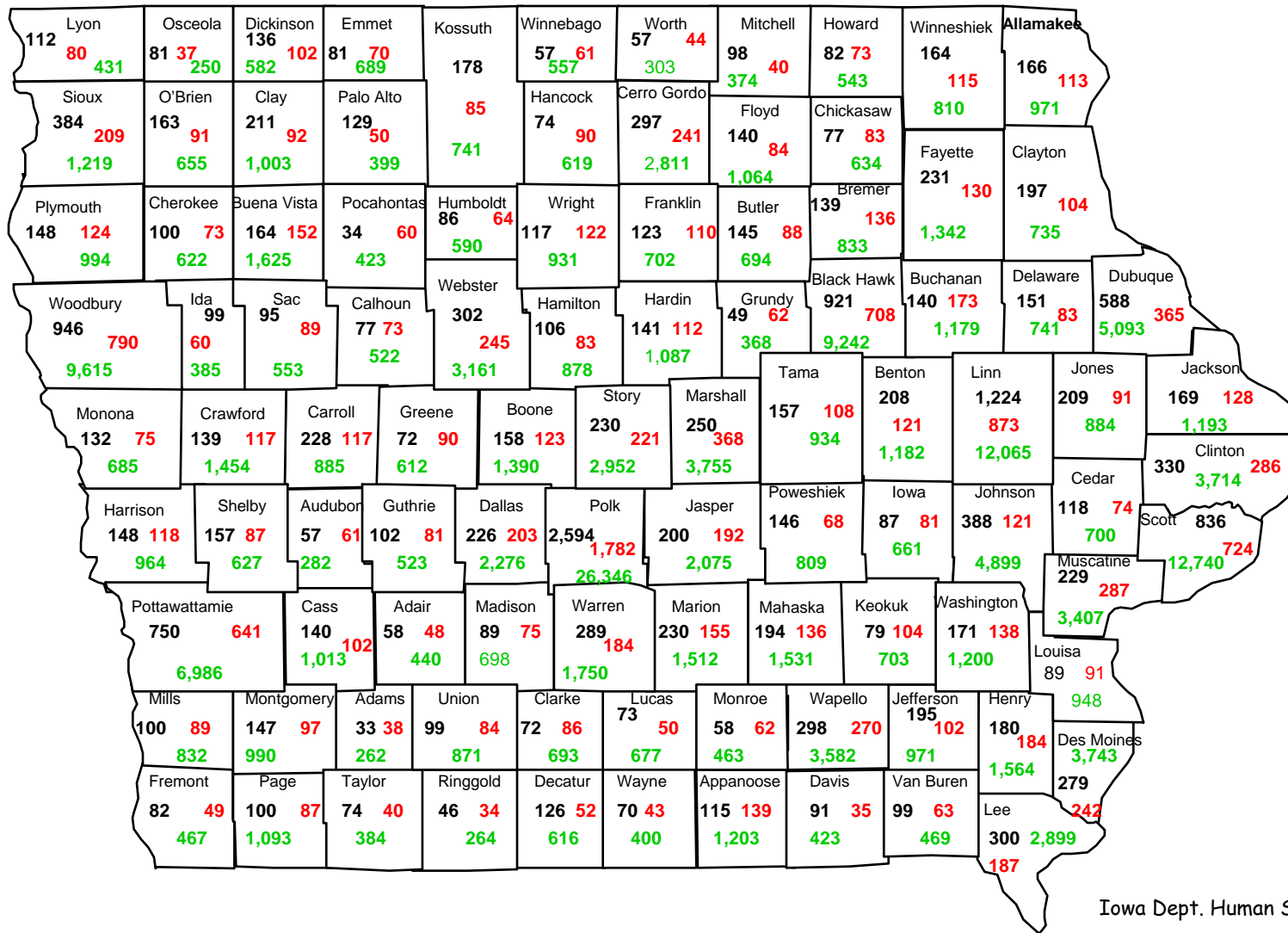
Numbers in black represent children enrolled in *hawk-i*: 21,308



Numbers in red represent children enrolled in Medicaid Expansion: 16,271



Numbers in green represent children enrolled in Medicaid (non-expansion): 184,631



hawk-i

Health & Dental Plan Coverage Area Enrollment Effective 08-1-07

