



Incoming Class of 2015

Education Appropriations Subcommittee

February 11, 2016

UNI's Impact

- As the state's comprehensive university, UNI focuses on educating Iowans who tend to stay in Iowa to work and live; 88% of students enrolled fall 2015 are residents.
- The impact of UNI goes well beyond our teacher education roots. In 2014, 97% of UNI graduates were employed or continuing their education within six months of graduation.



2015 Fall Enrollment

- Third consecutive year the entering freshman class increased
- New transfer students increased for the first time in five years, to a total of 979 transfer students
- UNI's student body is more diverse than ever:
 - Fall 2015 comprised of its highest rate of 9.4% total enrollment of minority students, compared to 8.9% in fall 2014
 - ✓ Exceeds Board of Regents goal of 8.5% total minority enrollment
 - Fall 2015 entering freshman class comprised of 10.1% minority students
- UNI students are taking less time to graduate:
 - 3 yr. graduation: 226 degrees awarded 2011 - 2015
 - 4 yr. graduation rate up to 39.9% from 39.2%
 - 6 yr. graduation rate up to 67.6% from 63.8%

2015 Fall Enrollment

Total Enrollment: 11,981, +53 from last year

- 1,916 new **freshman**, +119 from last year, +6.62%
(+100 resident, +19 non-resident)
 - Iowa public high school graduation rate - Increased 1.1%
- 979 new **transfer students**, +75 from last year, +8.29%
(+78 resident, -3 non-resident)
- 589 new **graduate students**, +104 from last year, +21.44%
- 3,613 total **new students**, +265 from last year, +7.92%
- 1,123 total **minority students**, +57 from last year, +5.35%
- 365 new **minority students**, +19 from last year, +5.49%

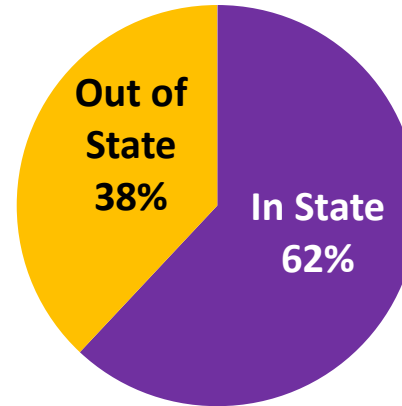
2016 Fall Enrollment Predictors

- 9% increase in freshman acceptance fees
- 10% increase in freshman housing applications
- 14.8% increase in scholarship applications



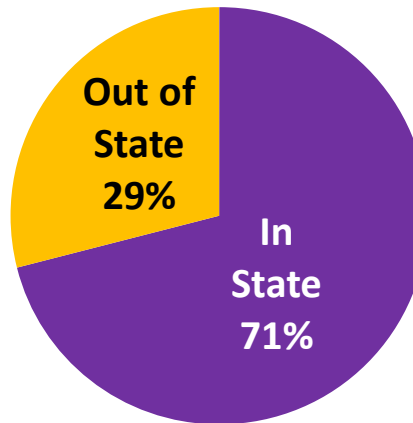


UNI Alumni



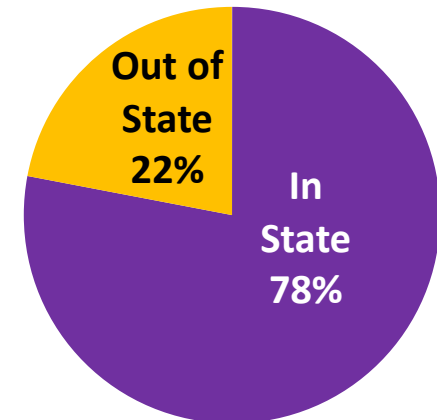
Total Alumni: 112,948
Total Resident Alumni: 69,852

UNI Alumni Living in Iowa,
under the age of 45



Total Alumni living in IA
under the age of 45: 35,990

UNI Alumni Living in Iowa,
graduating in the last decade



Total Alumni living in IA
graduating in the last
decade: 18,885



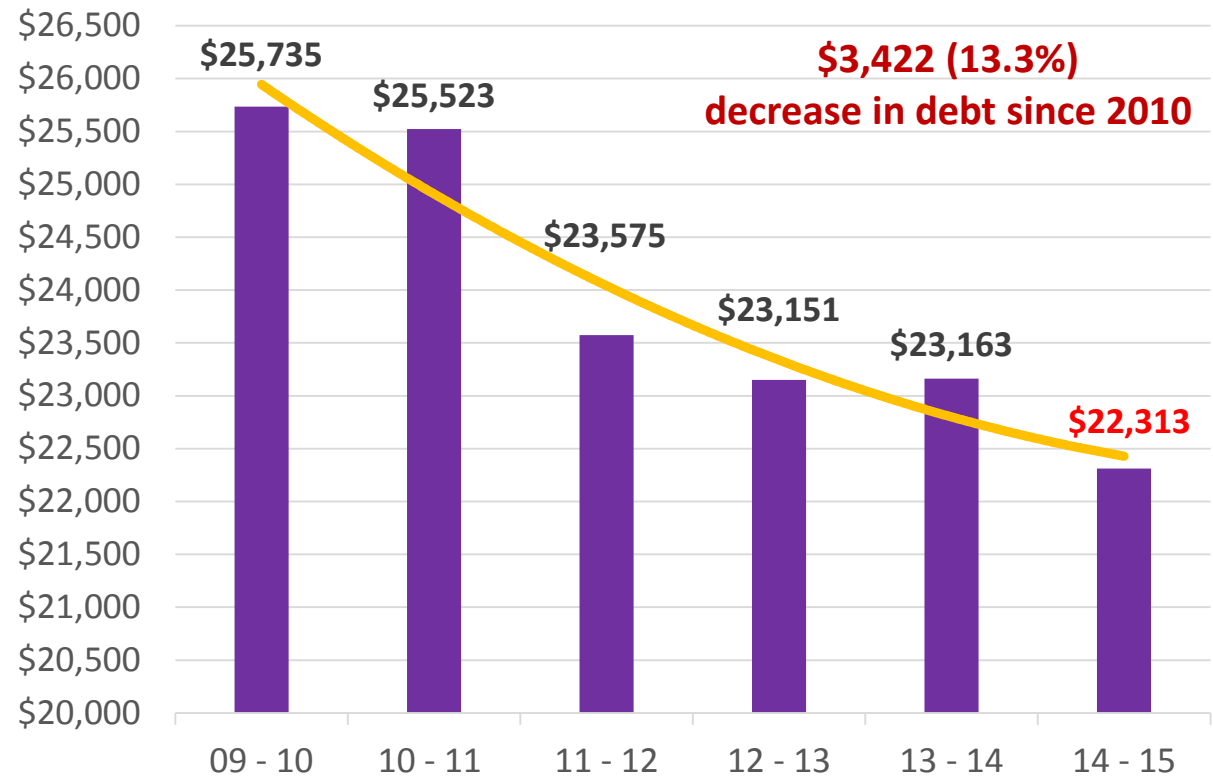
Effective Stewardship Of State Government

TIER Initiatives

- Software and subscription savings as a result of TIER (e.g., product retirements, renegotiations): annual savings to date is \$70,000
- Renegotiation of Lynda.com contract, including the syncing of contract dates for all three schools: one time savings to UNI of \$15,000
- Ongoing IT organizational restructuring and reallocated responsibilities: savings to date is \$172,000
- Physical server migration to VM (virtual machine) environments in a central data center: estimated savings to date is \$40,000
- Issued a number of joint Requests for Proposal: one example is collective savings of \$32,000 on a joint proposal for an AppleCare agreement



Decreasing Student Debt



Average undergraduate debt upon graduation (info from 2014-2015 academic year)

Nation's Best Colleges

Rankings/Awards

- Ranked No. 2 by U.S. News & World Report's "America's Best Colleges," Best Regional Universities (Midwest)
- Ranked as one of the "100 Best Values in Public Colleges" by Kiplinger's Personal Finance magazine
- Named to the President's Higher Education Community Service Honor Roll since 2008
- College of Business Administration received accreditation by AACSB International – a distinction earned by fewer than 5% of colleges and universities

Serving Iowa's PK-12 Schools

- Richard O. Jacobson Center for Comprehensive Literacy
- Headquarters of Governor's Office for Bullying Prevention
- Headquarters for the Northeast Iowa Regional STEM Hub



Schindler Education Center Renovation

\$30.9 million over two years (FY16 & FY17)

Additional \$5.93 million of private funds raised

- \$3.65 million from the Gerdin Family
- \$1 million from Carver Trust
- \$500,000 from McElroy Trust
- \$250,000 from Pauline Barrett
- \$250,000 from Ken Budke
- \$200,000 from Sue Stedman
- \$50,000 from Judy Finkelstein
- \$30,000 from Schumacher Elevator Co.

Construction has begun with the anticipation that classes will resume in January 2017



FY17 State Appropriations Request

General Fund Appropriations

FY16 Base Operating General Fund	\$ 94,276,732
Funds to Meet Financial Stability	<u>\$ 7,650,000</u>
FY17 Total Request	\$ 101,926,732

Strategic Initiatives

Center for Violence Prevention	\$250,000
Transforming Teacher Education	\$500,000
Governor's STEM Advisory Council Initiative	\$5,200,000



FY17 State Appropriations Request

Special Purpose Request

Real Estate Education	\$128,685
-----------------------	-----------

Recycling & Reuse Technology Transfer Center	\$179,988
--	-----------

Economic Development

UNI Economic Development Programs	\$1,095,212
-----------------------------------	-------------

Regents Innovation Fund	<u>\$ 924,300</u>
-------------------------	-------------------

30% of the total appropriation request

FY17 Economic Development Request	\$2,019,512
-----------------------------------	--------------------

FY17 State Appropriations Request - \$7.65M

- **Financial Aid** – UNI has historically lagged behind other Regents institutions in available funding for financial aid. New funding would be particularly focused on Iowa need-based students since the university has a higher population of students from lower income families. This funding would also be directed to diversity initiatives and first generation Iowa students.
- **Enrollment Management** – Funds will be allocated to strategic enrollment management initiatives in the areas of recruitment, admissions and student retention.
- **Invest in Efficiency** – TIER project consultants' recommendations recognized that various business cases will require some level of up-front investment before savings will be fully realized.



Peer Institution Fall 2013 In-State Cost of Attendance**

	In-State Cost of Attendance
College of Charleston	\$26,656
University of Massachusetts – Dartmouth	\$25,355
Eastern Illinois University	\$25,138
University of Minnesota – Duluth	\$23,355
Southern Illinois University – Edwardsville	\$23,069
James Madison University	\$22,740
Western Washington University	\$22,671
Ferris State University	\$21,878
University of Northern Iowa	\$19,880
Truman State University	\$19,568
Marshall University	\$18,916

**Most current IPEDS released data as of Feb 2016. Peer Institutions approved by Board of Regents, Oct 2015.

Education Appropriations Subcommittee
February 11, 2016





Peer Institution Fall 2014 Retention Rate*

	Retention Rate
James Madison University	92%
Truman State University	88%
University of Northern Iowa	85%
Western Washington University	83%
College of Charleston	79%
University of Massachusetts – Dartmouth	79%
University of Minnesota – Duluth	77%
Eastern Illinois University	76%
Marshall University	73%
Southern Illinois University – Edwardsville	73%
Ferris State University	72%

*IPEDS provisional release data. Peer Institutions approved by Board of Regents, Oct 2015.



Peer Institution 6-Year Graduation Rate (2008 Cohort*)

	6-Year Graduation Rate
James Madison University	80%
Truman State University	74%
College of Charleston	69%
Western Washington University	67%
University of Northern Iowa	66%
Eastern Illinois University	60%
University of Minnesota – Duluth	54%
Ferris State University	53%
Southern Illinois University – Edwardsville	52%
University of Massachusetts – Dartmouth	50%
Marshall University	44%

*IPEDS provisional release data. Peer Institutions approved by Board of Regents, Oct 2015.

Education Appropriations Subcommittee
February 11, 2016





Peer Institution Fall 2014 Student-Faculty Ratio*

	Student-Faculty Ratio
Western Washington University	19
Marshall University	19
Southern Illinois University – Edwardsville	18
University of Massachusetts – Dartmouth	18
University of Minnesota – Duluth	18
Truman State University	17
Ferris State University	16
James Madison University	16
University of Northern Iowa	16
College of Charleston	15
Eastern Illinois University	14

*IPEDS provisional release data. Peer Institutions approved by Board of Regents, Oct 2015.

Education Appropriations Subcommittee
February 11, 2016





Thank you!

Questions?

Education Appropriations Subcommittee
February 11, 2016

