

I o w a D e p a r t m e n t o f C o r r e c t i o n s


**Reentry,
Recidivism Reduction
& Return on Investment**

Justice Appropriations Subcommittee


February 10, 2015



Reentry

- **Risk based transition planning**
 - **Collaborative agency involvement**
 - **Emphasis on employment, housing & mental health/medical resources**
- 

Recidivism Reduction

- **System-wide Quality Assurance Plan**
 - **Review of staff competencies & skills**
 - **Staff Training to build a work force adept at facilitating offender behavior change**
 - **Collaborative reentry processes**
- 

Return on Investment

- **Cognitive Behavioral Programming**
- **Drug Courts**
- **ICON**
- **Education**

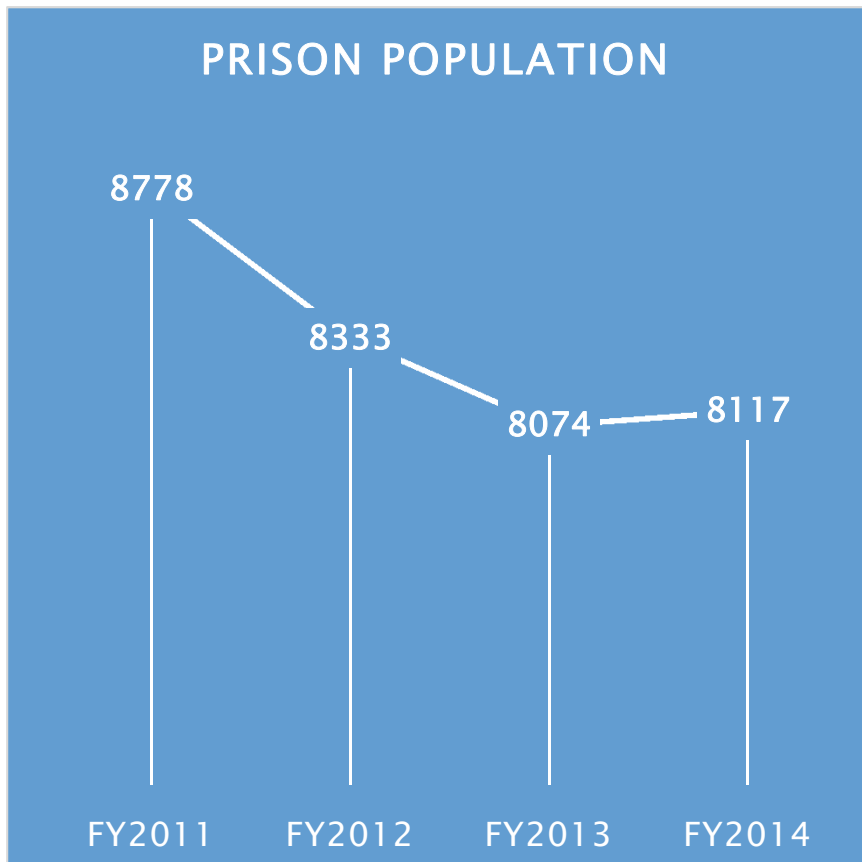
Pharmaceutical Costs

- **Market Impact & Generic Drugs**
- **Hepatitis C Treatment**

FY 2016 & FY 2017 Governor's Budget

	<i>Amount</i>
FY 2015 General Fund Budget	\$ 378,695,471
<hr/>	
FY 2016	
<u><i>New Funding Above FY 2015 Budget</i></u>	<i>Amount</i>
➤ Mitchellville Prison Support Costs	\$ 678,611
➤ DHS Institutional Realignment	\$ 2,099,691
➤ Pharmaceutical Costs	\$ 1,000,000
➤ County Billing	\$ 295,000
➤ Drug Courts - Expired Mental Health Grants	\$ 225,711
FY 2016 General Fund New Funding	\$ 4,299,013
FY 2016 General Fund Base Budget and New Funding	\$ 382,994,484
FY 2016 General Fund Base Budget and New Funding % Increase	1.14%
<hr/>	
FY 2017	
<u><i>New Funding Above FY 2016 Budget</i></u>	<i>Amount</i>
➤ Pharmaceutical Costs	\$ 1,000,000
FY 2017 General Fund New Funding	\$ 1,000,000
FY 2017 General Fund Base Budget and New Funding	\$ 383,994,484
FY 2017 General Fund Base Budget and New Funding % Increase	0.26%
<hr/>	
FY 2016 & 2017 General Fund New Funding	\$ 5,299,013
FY 2016 & 2017 General Fund Base Budget and New Funding	\$ 383,994,484
FY 2016 & 2017 General Fund Base Budget and New Funding % Increase	1.40%

The 4th R: Results



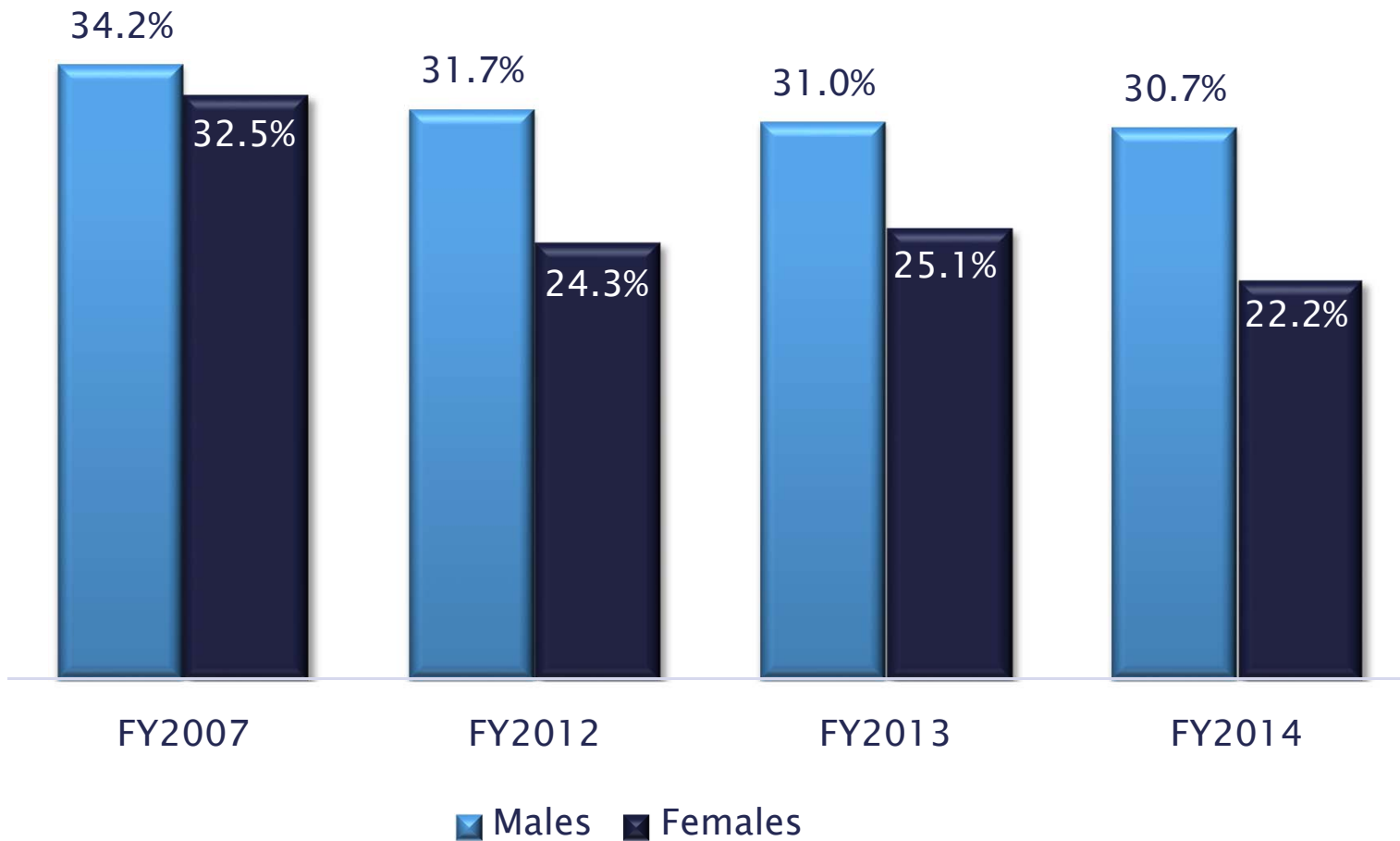
The 4th R: Results

Prison Return Rates: Chronically Mentally Ill
Men & Women



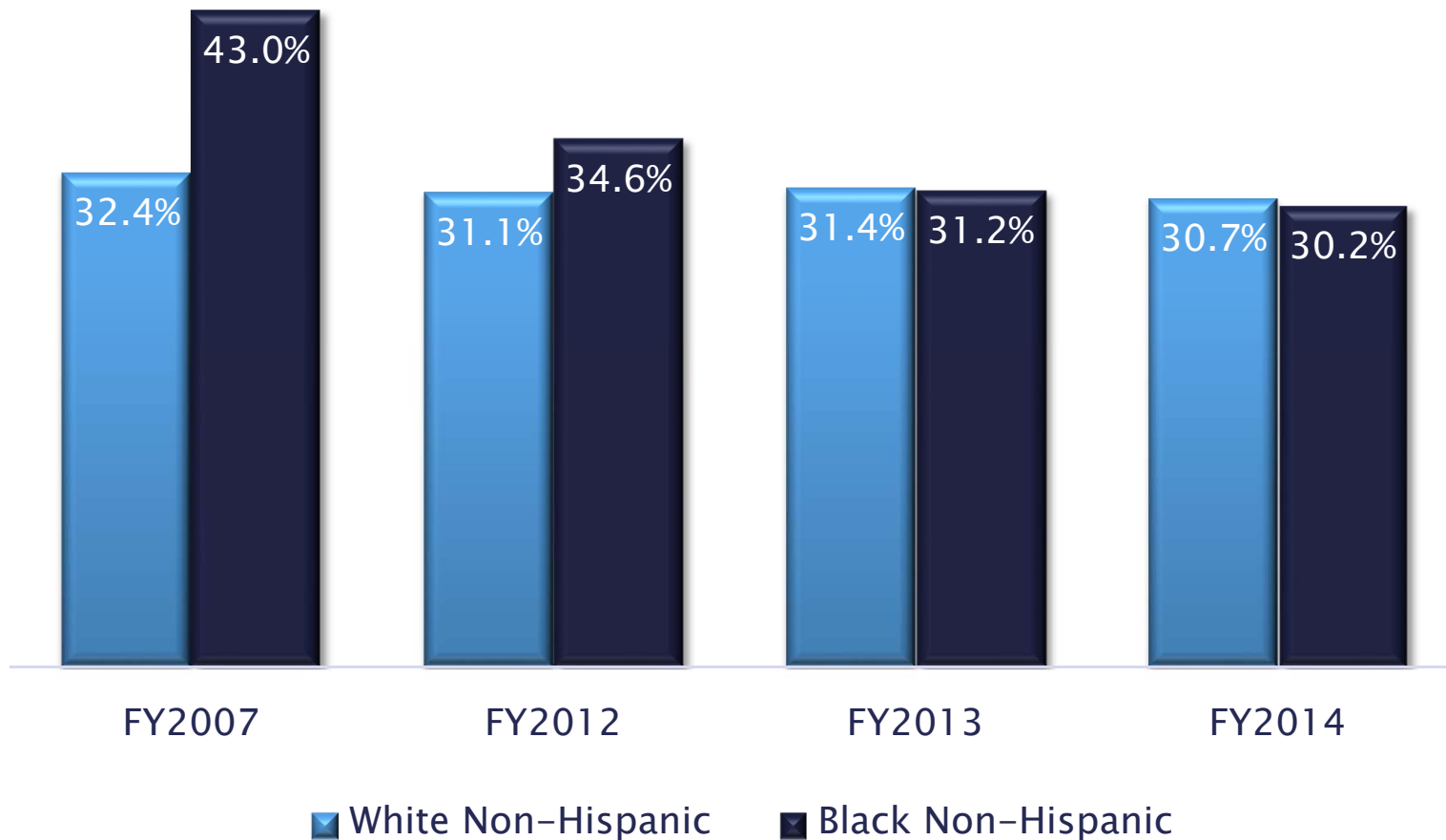
The 4th R: Results

Prison Return Rates: Men & Women



The 4th R: Results

Prison Return Rates:
Caucasians & African-Americans



**Thank you for your continued
support of the Iowa DOC!**