

Iowa Utilities Board
Residential Customer Statistics
Totals for: August 2006

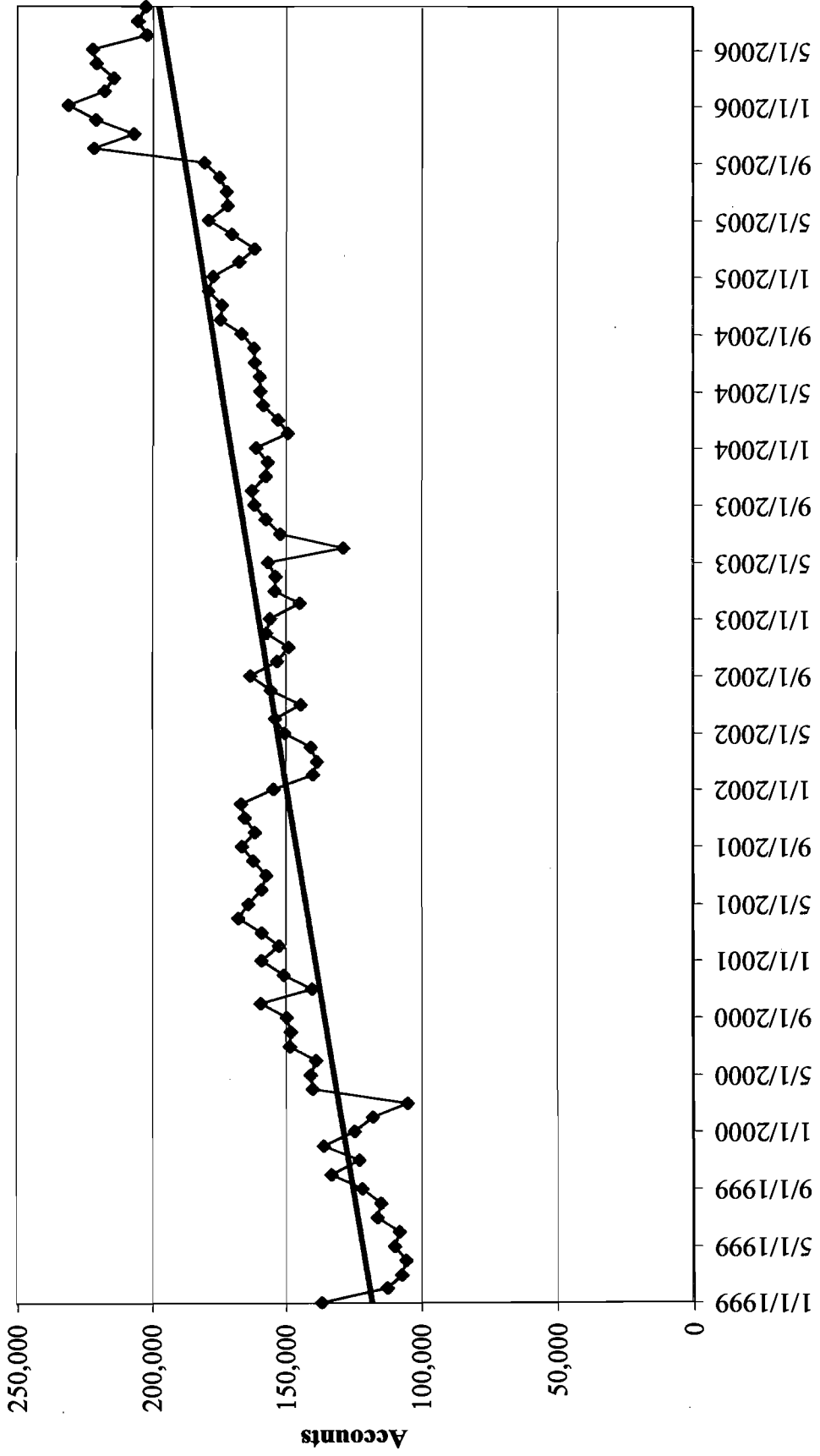
RECEIVED

SEP 26 2006

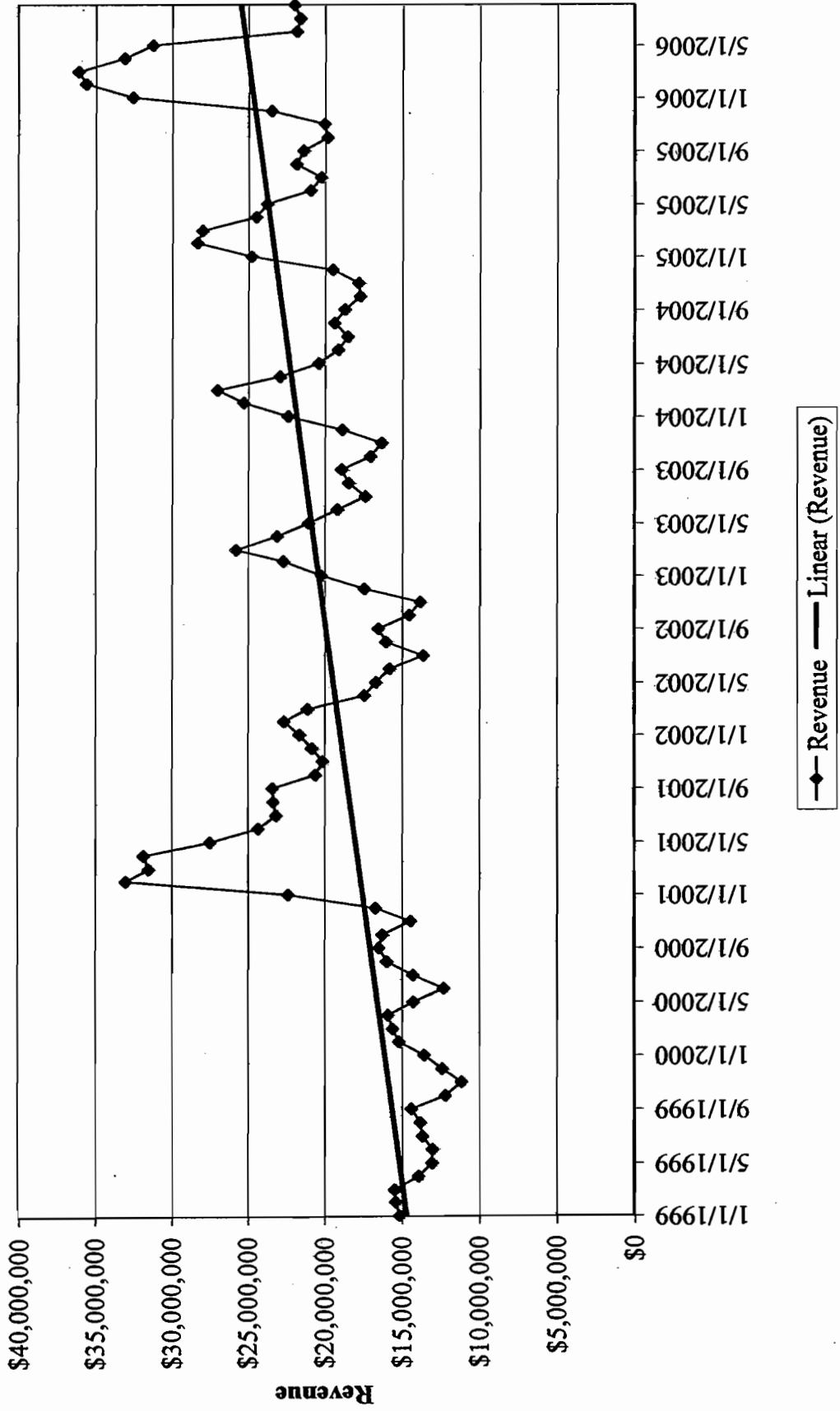
Category	July 2006	August 2006	% Change July - August	Aug 2005	COMMUNITY ACTION 2005 - 2006
Total Accounts	1,774,337	1,777,369	0.17%	1,757,534	1.13%
Total Accounts Past Due	205,133	202,302	-1.38%	210,987	-4.12%
E.A. Eligible Accounts	111,072	107,907	-2.85%	94,806	13.82%
E.A. Eligible Accounts w/Past Due Balance	23,657	26,217	10.82%	26,141	0.29%
Revenue of Past Due Accounts	\$ 21,546,828	\$ 21,915,200	1.71%	\$ 21,802,258	0.52%
Revenue of Past Due E.A. Eligible Accts	\$ 3,333,456	\$ 3,612,821	8.38%	\$ 3,795,759	-4.82%
Disconnection Notices Issued	75,202	93,712	24.61%	101,024	-7.24%
Disconnection Notices to E.A. Eligibles	4,805	6,447	34.17%	7,200	-10.46%
Involuntary Disconnections	4,669	6,209	32.98%	5,722	8.51%
Reconnections	2,811	3,578	27.29%	3,280	9.09%
Accounts Determined Uncollectible	4,811	6,091	26.61%	5,932	2.68%
Uncollectible E.A. Eligible Accounts	1,417	1,958	38.18%	2,193	-10.72%

*In October 2004, MidAmerican Energy began reporting data on a separate basis for electric and natural gas. Residential customer statistics reports for Oct. 2004 - Sep. 2005 reflected a estimated combined total for MidAmerican to allow for comparison to previous report periods. Beginning with the Oct. 2005 report, the separate figures for electric and natural gas customers will be reported without estimating a combined total.

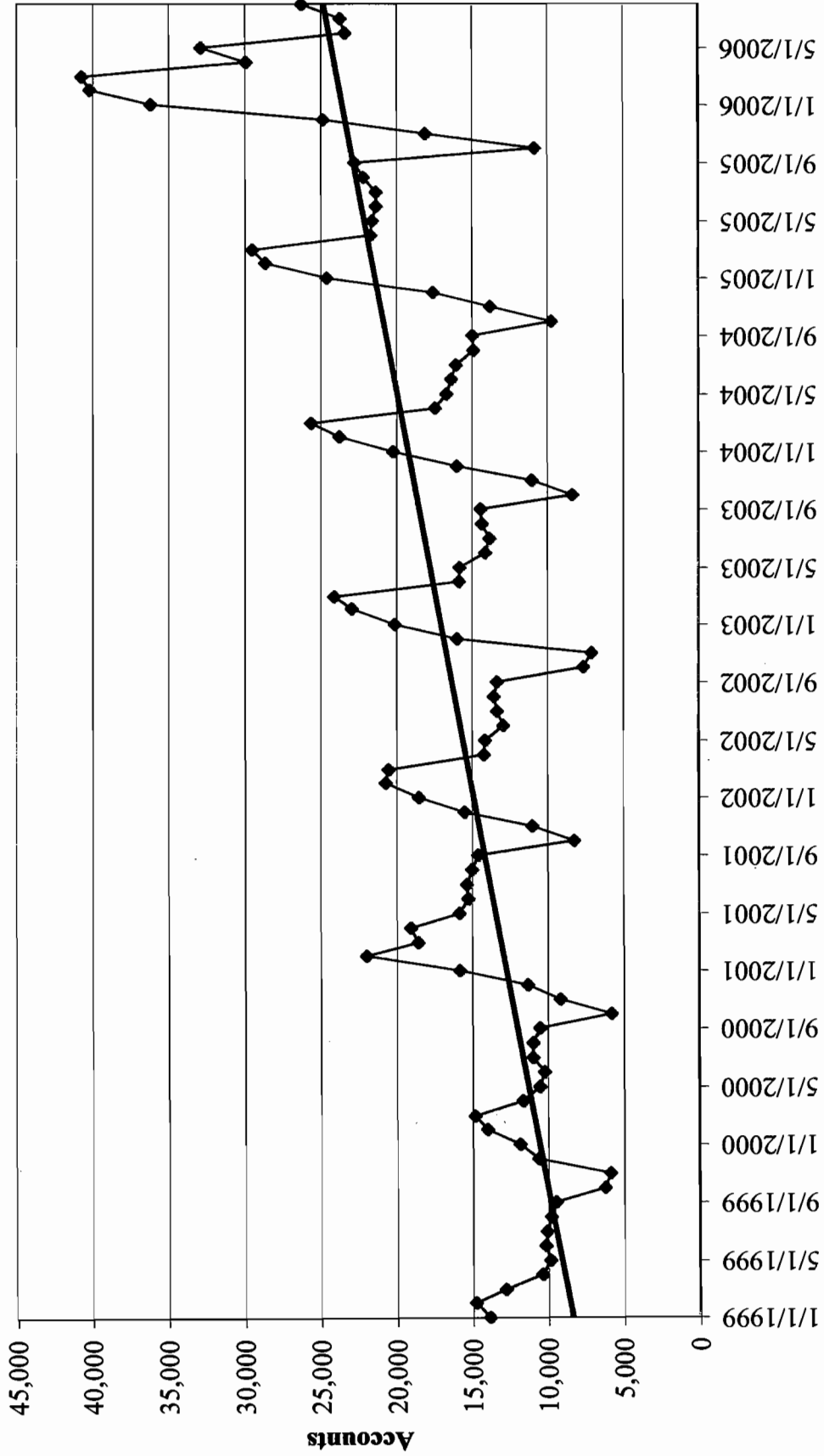
**Iowa Electric and Natural Gas Utilities:
General Residential Accounts Past Due**



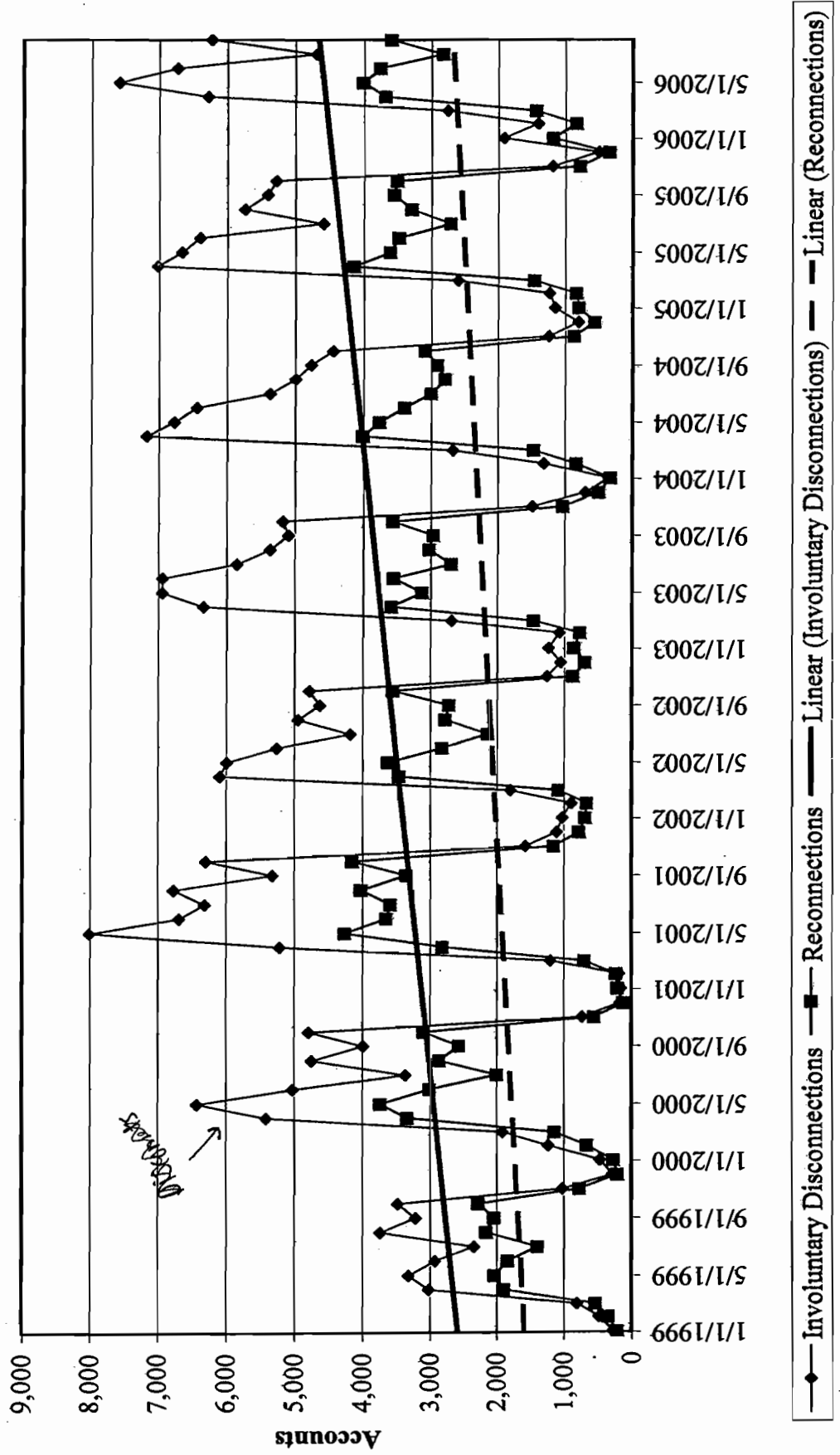
**Iowa Electric and Natural Gas Utilities:
Revenue of Past Due General Residential Accounts**



**Iowa Electric and Natural Gas Utilities:
Energy Assistance Accounts Past Due**



Iowa Electric and Natural Gas Utilities: Residential Service Disconnections and Reconnections



Source: Iowa Utilities Board