


If You Smell or Hear Gas

If you think you smell propane, or if a gas alarm sounds, you should **IMMEDIATELY**:



- **EVACUATE** the structure, vehicle, trailer, or area.




- **EXTINGUISH** all smoking materials and open flames or sources of ignition.
- **DO NOT** turn any light switches, appliances, or thermostats on or off.
- **DO NOT** use your house phone.



- **DO NOT** attempt to repair the system or appliance yourself.



- **CONTACT** your propane supplier and/or local fire department using a cellular telephone outside or from a neighbor's telephone.



- **SHUT OFF** the propane container valve or meter shutoff.



- **DO NOT** re-enter the building, vehicle or area until it is determined safe to do so.


Take Action Now.

Don't wait until a leak has occurred to make sure your home is safe.

- ↑ Contact a qualified service technician or your local propane dealer and have your propane system and appliances periodically checked. Do not try to repair your gas system or appliances on your own.

- ↑ Set up a program with your local propane dealer to ensure that your system is adequately flushed at all times to avoid a "gas out" situation. Know how to check the gauges on your tank to prevent gas-outs.

- ↑ To increase the likelihood of detecting a propane leak, consider installing combustible gas detectors. When operating properly, these devices can provide an added measure of safety for detecting a leak, however, never ignore the smell of odorant. Always follow the manufacturer's instructions for proper placement and maintenance of gas detectors.



This Safety Information
Could Save Your Home or
a Family Member's Life




Staying Safe with Propane

Information for
homeowners & renters


Propane. When properly transported, stored, and utilized, propane is a safe, clean burning, versatile fuel. However when warnings and safety procedures are not followed disaster could strike at any moment. It is up to you to be aware of the risks associated with using propane. Your life may depend on it!



Flammable propane gas is odorized to allow detection.



- Propane smells like this to alert you.
- If you smell gas immediately follow the directions in this brochure.



No odorant is 100% effective in all circumstances.

- Some people are unable to smell propane.
- Propane gas may be undetectable due to loss of odorant.
- A properly installed propane gas detector can increase the chance of detecting a leak.



Flammable propane gas will ignite and burn in the presence of an ignition source.

- Keep all propane gas and containers away from heat, sparks, and flame.
- Do not attempt to repair your own gas system.
- Periodically have your gas systems inspected and tested by a qualified professional.



If you plan on doing your own gas piping or appliance installation, you are responsible to know the laws and follow them.

- Attempting to do your own installation or maintenance without following proper procedures can result in injuries, loss of life, or the loss of property.
- State codes require all persons who install and maintain propane systems and appliances, to be properly trained.
- Specific procedures shall be followed when placing a system into service after the gas has been shutoff or flow interrupted.
- Contact your propane company or a qualified professional to test all piping and appliances after installing equipment to ensure proper operation and your safety.



Rental property occupants are also at risk for propane accidents.

- If the appliances in your rental unit were removed or disconnected, you should have them leak tested by a qualified professional before using. **This is for your safety!**
- As the first renter in a new building, you should also make sure all propane systems have been tested for leaks.
- If you are unsure of how your propane system works or have questions, ask your landlord, a qualified professional, or contact the propane supplier.

Be Aware.

Be Prepared.

Take Action.