


How to read your propane tank gauge



IF GAUGE READS	NUMBER OF GALLONS REMAINING			
	120-GAL. TANK	250-GAL. TANK	500-GAL. TANK	1000-GAL. TANK
80%	96	200	400	800
70%	84	175	350	700
60%	72	150	300	600
50%	60	125	250	500
40%	48	100	200	400
30%	36	75	150	300
IF GAUGE READS LESS THAN 25% ORDER GAS NOW!				
20%	24	50	100	200
10%	12	25	50	100

Numbers indicate the percentage of gas remaining in the tank.
 Look at the gauge attached to the tank with numbers from 5 to 95. (Don't confuse it with the pressure gauge, with numbers from 0 to 300.)

Propane Education Foundation of Iowa
 P.O. Box 57188, Des Moines, IA 50317
 (515) 564-1260



Don't get caught

OUT OF GAS!

Don't get caught **OUT OF GAS!**




You've learned to keep a close eye on your car's gas gauge. Running out of gasoline is not just an inconvenience. It could place you and your loved ones at risk. You watch the gauge and fill your tank to avoid being stranded. What you might not

know is you should also watch the gauge on your propane tank at home.

Did you know?

The State of Iowa has adopted the National Fire Protection Association's requirements regarding out-of-gas situations. These regulations require anyone delivering propane to an out-of-gas customer to perform a test for leakage on the gas system prior to returning the system to operation. A leak check can take time to complete and most marketers will charge an additional fee for this service. Your propane supplier may require you to be at home during the inspection.




Why is this inspection necessary on out-of-gas calls?

Propane is an extremely safe energy source when used properly. These strict out-of-gas regulations were enacted by The State of Iowa and NFPA to protect your family and property. Convenience, comfort, cost and safety. . . these are four good reasons to avoid out-of-gas situations.

We're here to help.

Your propane dealer wants to make sure that you always have all the heat you need and plenty of hot water. That means making sure that you never run out of propane. You can avoid the inconvenience and cost of an out-of-gas call.

Tips for reading the gauge on your propane tank have been included in this brochure. Just remember to call your propane dealer and have your tank filled before it reaches the one-quarter level. Or better yet, ask your dealer to place your account on an automatic fill basis. That way, your dealer will make sure your propane tank is filled year-round.
Don't get caught out of gas!



A message from your local propane dealer and the Propane Education Foundation of Iowa