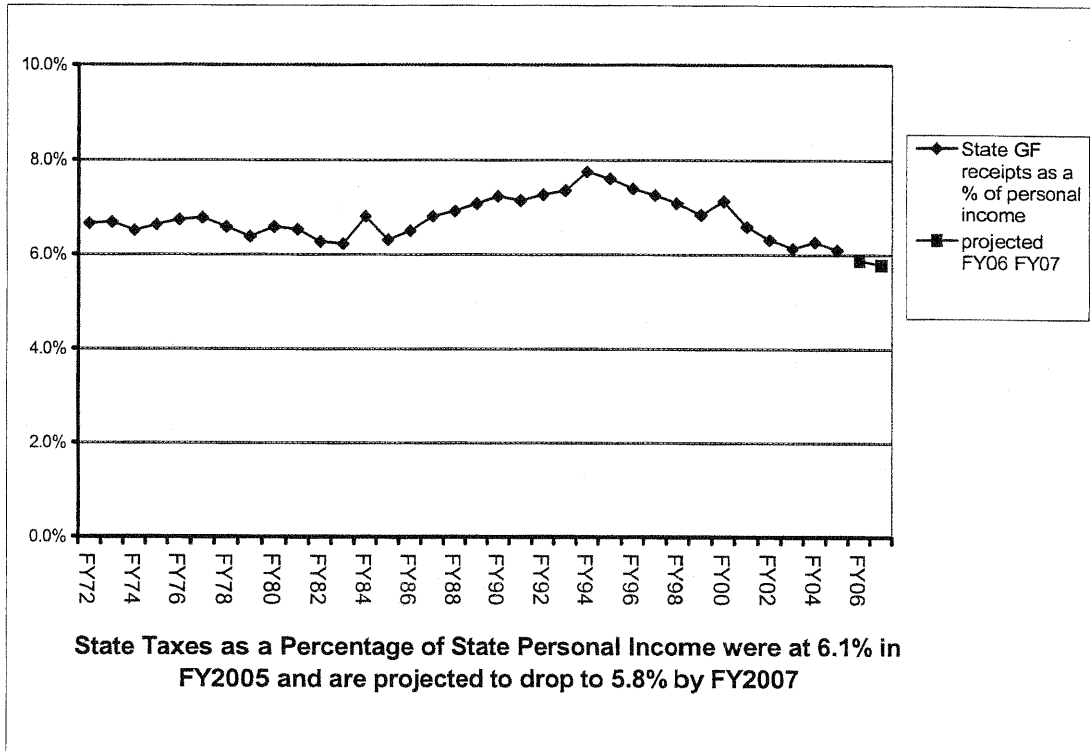


Iowa's Price of State Government

6.1 Percent in FY2005



Source: Iowa Department of Management, General Fund Revenue for FY2006 and FY2007 as projected by the Revenue Estimating Conference. Personal income 1971-2004 is from Bureau of Economic Analysis. Personal Income 2005-2006 is from Iowa Economic Forecast.

PURCHASING RESULTS BUDGETING PROCESS

Modified for FY2007

The Governor's FY2007 budget was compiled using the Purchasing Results budgeting process first used on the FY2006 Budget but modified to align the Buying Teams with the Legislature's Appropriations Subcommittees and the I/3 Budget program was modified to remove Departments' base budgets, making this budget essentially Zero-based.

Traditional budgeting starts with last year's spending levels then adjusts some up and some down. In traditional budgeting, all the scrutiny is at the margin, the majority of spending is never questioned. Inertia maintains current spending levels. Good, new ideas rarely break through and mediocre programs rarely go away, even in bad budget times. The focus is on the price, not the results Iowans get for their money.

Purchasing Results is based on the familiar paradigm of Purchasers vs. Sellers. The Governor and Lt. Governor, then, in turn, the Legislature, take the role of *Purchasers* of government services. Purchasers start by determining how much they have to spend then purchasing the results Iowans expect. Departments take the role of *Sellers*, starting by figuring out what results they can sell then how much it will cost to deliver those results. The focus is on *Results* Iowans expect, for example: Reducing the number of impaired waterways, raising per capita personal income, raising the percent of children attending quality pre-school, etc., not the amount of office supplies purchased or the number of out-of-state trips planned. Purchasers strive to maximize *Value*, the most results for the lowest price. Conversely, Sellers have a strong incentive to offer value because value drives buyers' spending decisions.

The focus on Results is especially well suited in Iowa because the Accountable Government Act (Code Ch 8E) enacted in 2001 requires all State departments to prepare and file detailed performance plans annually and to report their results at the end of the year. Performance plans for all state departments were filed with the Department of Management for FY2004 through FY2006 and are available on the Results Iowa website <http://www.resultsiowa.org/index.html>. Final reports are available for FY2004 and FY2005.

The Mechanics of Purchasing Results Process

1. Determine Results Areas and Indicators and select Buying Teams

Governor Vilsack and Lt. Governor Pederson start by listening to Iowans, whose input forms the basis for the list of *Results Areas* Iowans want and *Indicators*, measures of where we currently stand where we would like to move. An example of an Indicator, for Education, is the percentage of 4th grade students achieving "proficient" or higher in reading. The Governor and Lt. Governor have identified seven Results Areas and appointed Buying Teams made up of their staff, IDOM staff and some outside members which make recommendations to them and. Legislative appropriations subcommittees serve as the counterpart of a Buying Team.

2. Buying Teams Release Requests for Results

Buying Teams begin by preparing a Request for Results (RFR) which is the equivalent of a Request for Proposal (RFP) issued by a purchaser. The essential components of an RFR are: A statement of the desired Result, two – four indicators, a brief description of strategies with a strategy map to achieve the result. These can be customized and change from year to year. The RFRs are publicly released and posted on IDOM's website and sellers are given until a time certain to respond which corresponds to the October 1st deadline for departments to submit appropriations requests mandated in the Budget Act (Code Ch 8). Buying Teams encourage agencies to be creative, collaborate with others, and submit any offer they want, as long as it responds to an RFR. Existing activities are not exempted.

3. Sellers Prepare Offers

With the RFRs as their guide, agencies prepare *Offers* for the Buying Teams knowing that if they want to do something in FY2007, it has to be submitted as an Offer. The essential elements of an Offer are: A brief description, justification, performance measures, a price and revenue source. Agencies are encouraged to submit offers for each Service, Program or Activity (SPAs) identified in their Performance Plans however, this is not always a

perfect fit. Administrative expenses should be allocated among the offers in relation to that activity's proportion of the expense, however this will require negotiation when offers are actually accepted.

4. Buying Teams Prepare Drilling Platforms

Buying Teams evaluate the Offers, negotiate with sellers for better deals, and rank the final offers in priority order as recommendations to the Governor and Lt. Governor. Each Buying Team has an allocation of the total appropriated revenues and can see how much of their prioritized list that allocation allows them to purchase. These lists, *Drilling Platforms*, include all state appropriated funds and show the Offers in priority order from top to bottom, with a line drawn to show where the money runs out. Drilling Platforms make the choices clear. Higher priority Offers are above the line and are recommended for funding. Lower priority Offers are below the line and cannot be funded with the money available.

5. Legislative Committees Use of Purchasing Results

Legislative subcommittees will want to review the

RFRs and may want to meet with Buying Team leaders to discuss them. They will want to review the offers and meet with departments to negotiate their own set of results. When sellers appear before the subcommittee they should be prepared to justify their results and the cost. Legislative committees can reorder the priorities by moving Offers up or down the Drilling Platform. They can decide how many dollars should be available overall and how many should be allocated to each Result Area. Ultimately, they decide which Offers provide the best value for Iowans.

Benefits

Purchasing Results budget process has several advantages over traditional budgeting both for the administration and the Legislature. Departments are made to focus on the results and the value of their programs. It opens the door to competition and collaboration among departments which may administer programs directed at the same results area which can lead to departments identifying and voluntarily eliminating duplication. In subsequent years legislative subcommittees can evaluate a department's performance based on the specific results commitments.

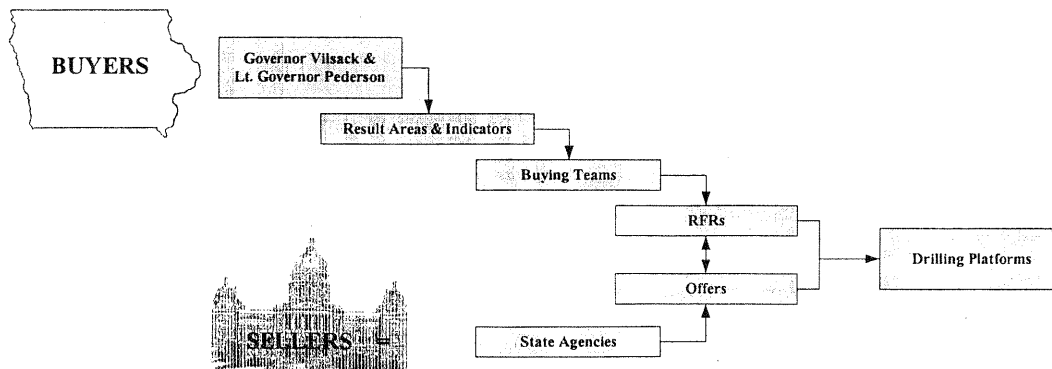
Alignment of Buying Teams with Appropriations Subcommittees


Buying Team

- Student Achievement
- Healthy Iowans
- Transforming the Economy
- Safe Communities
- Natural Resources
- Accountable Government
- Transportation, Infrastructure & Capitals

Appropriations Subcommittee

- Education
- Health & Human Services
- Economic Development
- Justice Systems
- Agriculture & Natural Resources
- Administration & Regulation
- Transportation, Infrastructure & Capitals





State of Iowa - Purchasing Results

Welcome!

Governor Tom Vilsack and Lt. Governor Sally Pederson have a better way to build their budget. This new process, Purchasing Results, achieves the most value for Iowans with the limited money available.

Bureaucratic budgeting starts with last year's budget and makes incremental adjustments. Not much improves that way. Good new ideas have trouble breaking through and mediocre old activities rarely go away. Purchasing Results turns bureaucratic budgeting on its head by subjecting all spending ideas, new and old, to negotiation and then prioritizing. The ones that add the most value are funded; the others are not.

Instead of bureaucratic line-items by department or program, the basic building blocks of Purchasing Results are:

1. "Requests for Results," statements by Buying Teams of what results we most want to achieve in a given policy area, with measures we can use to gauge our progress, and including advice on priorities and what strategies will best achieve the results, and
2. "Offers" by departments or groups of departments that respond to the Requests for Results by showing how they propose to produce what level of results for what price.

Purchasing Results more clearly shows Iowans the tough choices. On this website, you can see the choices that Governor Vilsack and Lt. Governor Pederson recommend for the next fiscal year. And you can try your hand at building the State's budget. This interactive website lets you make your own choices in each of seven policy areas. How would you Purchase Results for Iowans?

Result Area	# of Offers	Total Request (\$)	Amount Available (\$)
Education	46	\$ 3,206,208,534	\$ 3,203,427,916
Economic Development	21	\$ 126,282,579	\$ 125,842,579
Health and Human Services	47	\$ 1,585,371,595	\$ 1,577,862,989
Justice	28	\$ 455,480,593	\$ 447,162,060
Agriculture and Natural Resources	26	\$ 99,170,936	\$ 96,820,936

Related Links

[Purchasing Results Home Page](#)

[Overview of Purchasing Results](#)

Administration and Regulation	66	\$ 279,209,181	\$ 276,906,628
Transportation, Infrastructure, and Capitals	67	\$ 263,761,819	\$ 177,305,251
Totals:	301	\$6,015,485,237	\$5,905,328,359

Improve the Health Care System – It is not simply enough to have access to care. The overall system of care must be of a high quality. This category of strategies, in particular, has a strong relationship and interplay to the other categories and is often necessary for those strategies to be effective. Strategies to improve the overall quality of the system include health care planning, care coordination, data collection, analysis and dissemination, cross system coordination (the interaction/communication between health and other service systems), physical access to care and availability of quality health providers.

Purchasing Strategies:

The Health Buying Team is seeking offers to:

1. *Increase access to health care for children*
2. *Integrate prevention strategies and early childhood education*
3. *Encourage collaboration between schools and preventative/education strategies.*
4. *Incorporate preventative strategies into care/service delivery*
5. *Emphasize community based services to keep people out of institutions longer*
6. *Target at risk/vulnerable populations*
7. *Reduce health disparities among diverse populations*
8. *Emphasize innovative approaches and best practices for affordability and cost-effectiveness of health systems*
9. *Increase efficiencies of health care/service delivery including the removal of barriers*

We are looking for offers that:

1. *Be innovative and bold in implementing Vilsack-Pederson priorities and values.*
This is not the old business as usual. Offers should continue ideas and improved services that produce results in the most effective and innovative ways. Offers are not limited to the services the State of Iowa currently provides the way we currently provide them. If an offer includes a service the State currently provides, the offer should improve upon those services. Adapt best practices to Iowa.
2. *Use the principles of smarter sizing, smarter spending, smarter management and smarter leadership.*
The State of Iowa must work smarter to produce better results with the available resources. Some principles that will do that include:
 - Consolidating services in a smart way;

with access being the most important category because of its relationship to the leadership agenda. The next most important category is Improve Quality of Life. With the final two categories receiving equal weight: Mitigate Against Outside Risk Factors and Improve the Health Care System.

We acknowledge that there is overlap and interplay between the categories (in some cases quite significant). However, we chose to simplify our chart rather than attempt to draw a diagram that fails to capture that complexity and gives disproportionate importance to one or several components of that overlap and interplay.

These strategies can and should be addressed at the individual-level, community-level and environmental/policy-level

Additionally, we included a set of overarching principles/themes that are important to consider in conjunction with all of the strategies in order to be most effective in improving the health of Iowans. Those principles are the affordability of services and cost effectiveness of systems, the preservation of personal dignity and preference, reduction of health disparities among diverse populations, geographic distribution of services and community support.

All Iowans Have Access to Quality Care – This strategy focuses on access to the types of care/services that Iowans need to be healthy. This includes financial access to care as well as the content of care. The content of care includes preventative, primary, chronic/long term, emergency/acute, and behavioral/developmental (including substance abuse and mental treatment) care. We also think that is important to have continuity of care which covers regular/financial access, content of care and the portability of care/records.

Improve Preventative Strategies and Health Education – Strategies that increase healthy behaviors and stop problems before they start play a significant role in the long term health of Iowans. It is important to have the necessary consumer knowledge to make good lifestyle choices and know about and access preventative treatments.

Improve Quality of Life – There are a minimum set of conditions that form a baseline for a healthy life on both a micro and a macro level. Individuals must have a minimum level of stability and security before they can improve their health outcomes. On the micro level those conditions form the basis of our quality of life category. They include a safe and healthy living environment, a strong family, community based services and culturally appropriate practices.

Mitigate Against Outside Risk Factors – The minimum set of conditions that form a baseline for a healthy life on a macro level are primarily components of their surroundings. They include outside factors such as exposure to hazardous materials and conditions, clean water, clean air, safe and adequate food and limited exposure to infectious disease.

Improve the Health Care System – It is not simply enough to have access to care. The overall system of care must be of a high quality. This category of strategies, in particular, has a strong relationship and interplay to the other categories and is often necessary for those strategies to be effective. Strategies to improve the overall quality of the system include health care planning, care coordination, data collection, analysis and dissemination, cross system coordination (the interaction/communication between health and other service systems), physical access to care and availability of quality health providers.

Purchasing Strategies:

The Health Buying Team is seeking offers to:

1. *Increase access to health care for children*
2. *Integrate prevention strategies and early childhood education*
3. *Encourage collaboration between schools and preventative/education strategies.*
4. *Incorporate preventative strategies into care/service delivery*
5. *Emphasize community based services to keep people out of institutions longer*
6. *Target at risk/vulnerable populations*
7. *Reduce health disparities among diverse populations*
8. *Emphasize innovative approaches and best practices for affordability and cost-effectiveness of health systems*
9. *Increase efficiencies of health care/service delivery including the removal of barriers*

We are looking for offers that:

1. *Be innovative and bold in implementing Vilsack-Pederson priorities and values.*
This is not the old business as usual. Offers should continue ideas and improved services that produce results in the most effective and innovative ways. Offers are not limited to the services the State of Iowa currently provides the way we currently provide them. If an offer includes a service the State currently provides, the offer should improve upon those services. Adapt best practices to Iowa.
2. *Use the principles of smarter sizing, smarter spending, smarter management and smarter leadership.*
The State of Iowa must work smarter to produce better results with the available resources. Some principles that will do that include:
 - Consolidating services in a smart way;

- Buying services competitively;
- Using flexibility to produce accountability;
- Giving Iowans choices;
- Giving money to Iowans, rather than institutions;
- Making administrative systems allies, not enemies;
- Improving work processes and productivity;
- Improving the availability, quality, use, and sharing of data;
- Purchasing prevention, not remediation;
- Separating steering and rowing;
- Producing voluntary compliance;
- Targeting subsidies;
- Purchasing less mistrust; and
- Blending or braiding revenue streams.

3. *Divest lower value strategies so that there is more money to invest in higher value strategies.*

The State of Iowa cannot simply continue to provide all of the services it currently provides, because many of those services do not directly relate to the results Iowans want most. To provide those results, the State must target its resources toward services and programs that will directly impact those result areas. Investments must also target populations, regions or aspects of a delivery system that most need attention.

4. *Encourage collaboration and partnerships.*

The State of Iowa cannot do everything alone. Iowans want state departments to work with each other, as well as other levels of government, non-profits, and the private sector. The State's investments must build upon and work with community based organizations and initiatives. Partnerships require incentives. The State cannot construct a budget based on the hope that partners will fund a portion of the service, if those deals have not been discussed with the partners.

5. *Show measurable results.*

6. *Build on organizational core competencies.*

When offers are made to fund existing state services, they should build upon that service's strengths. Offers should improve upon the areas that Iowans expect and want from state government, not abandon the core service.

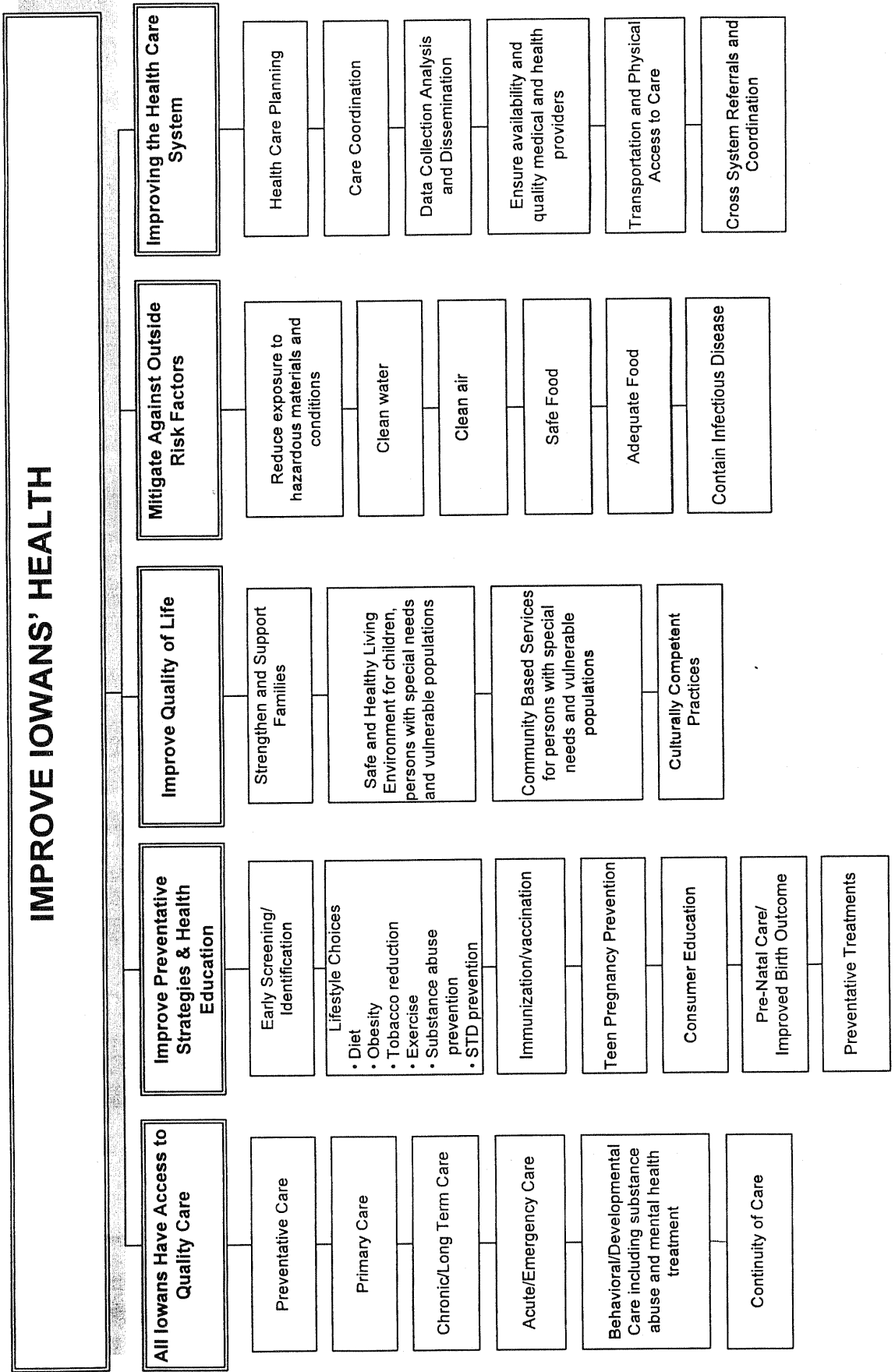
7. *Promote cultural competence.*

Diversity is important to the future of Iowa. Offers should welcome and serve diverse populations.

Overarching Principles

- Affordability of Services and Cost Effectiveness of Systems
- Preservation of Personal Dignity and Preference
- Reduction of Health Disparities Among Diverse Populations
- Serve the Entire State/Geographic Distribution
- Encourage Community Support

HEALTH BUYING TEAM STRATEGY MAP



OFFER FOR IOWANS

Identifying Information

Offer Identifier: 401_HHS_006

Offer Name: State Child Health Insurance Program/Hawk-i

Result(s) Addressed: Health and Human Services

Contact Information: Ann Wiebers, awieber@dhs.state.ia.us, (515) 281-6080

Offer Description

The SCHIP program includes both a Medicaid Expansion and a separate child health insurance program called the Healthy and Well Kids in Iowa (hawk-i) program. This offer includes administrative functions and staff necessary to deliver services effectively and efficiently. Service levels under this offer assume any salary adjustment for DHS staff is fully funded.

The Medicaid Expansion component of SCHIP provides Medicaid coverage to children, ages 6 through 18 whose family income is between 100% and 133% of the Federal poverty guidelines and infants whose family income is between 185 and 200% of the Federal poverty guidelines. Health care services are provided to children in this group through existing Medicaid provider networks.

The hawk-i program provides coverage to uninsured children, under age 19, who live in families who have too much income to qualify for Medicaid. Families with income at or above 150% of the Federal poverty level pay a monthly premium of \$10 per child (\$20 family maximum) to participate in the program. Coverage is provided through contracts with commercial health plans (Wellmark Blue Cross Blue Shield of Iowa, John Deere Health Plan, and Delta Dental Plan of Iowa) in accordance with 514I.6 of the Code of Iowa and the program is administered through a contract with a Third Party Administrator (TPA), currently MAXIMUS, in accordance with 514I.7 of the Code of Iowa.

DHS contracts with the Iowa Department of Public Health (IDPH) for outreach services and collaborates with IDPH, the Department of Education, and other public and private entities in efforts to identify and enroll all potentially eligible children. As a result of hawk-i outreach efforts, over 100,000 more Iowa children have attained health care coverage either through the Medicaid or hawk-i programs since the SCHIP program was implemented in July of 1998. For every one child attaining eligibility in the hawk-i program, three are identified as Medicaid eligible.

Iowa's goal is to make the hawk i program as seamless and user-friendly as possible. Several customer-focused enhancements to the program were made or are in the process of being implemented. These include, but are not limited to:

Applying For Coverage and Renewing Coverage On-line

The Department has implemented an on-line hawk i application and renewal application. This increases access to the program in that families can apply or renew coverage anytime. Currently over 50% of all applications are received through the Internet.

Welcome Calls:

Beginning July 2005, the TPA began making welcome calls to new enrollees. The purpose of the welcome calls is to ensure that the enrollee has received their approval notice, answer any questions, make sure they know how to contact their health plan and remind them that they have to renew at the end of the enrollment period.

Disenrollment Surveys:

The hawk i program's TPA conducts a disenrollment survey of households of any children who were disenrolled from the program for unknown reasons to determine why enrollee(s) disenrolled. All attempts to obtain disenrollment information, including information regarding satisfaction with the

program or other information and subsequent responses is documented in the hawk i program's data system. This data will be used to identify barriers to participation and subsequent program enhancements.

Ability To Pay Premiums Through Automatic Bank Account Withdrawal:

The hawk i program is implementing the technology to allow families to pay their premium payment through automatic bank account withdrawal. This process will result in fewer disenrollments due to non-payment of premiums or late payments. This will result in reduced administrative burden related to cancellations and processing reapplications and less disruptions in care for participating children.

Note: The level of funding requested with this offer could draw down Federal Title XXI matching funds of \$65,340,976, if Federal funds are available. This offer assumes these funds will be available. Currently, only \$36,615,792 in Federal funds are available for SFY 2007. This means that an additional \$28,725,184 will have to be made available to Iowa by July 1, 2006. These funds could be made available through redistribution of unspent SCHIP allotments from other states and/or by an increase in the FFY 2007 Federal SCHIP allotment. If the additional Federal funds do not become available, they will need to be replaced with State dollars and Federal Title XIX dollars or enrollment will have to be reduced significantly. The additional State dollars needed are \$19,892,016, for a total of \$43,031,400 State dollars needed for SFY 2007. An additional \$8,833,167 in Title XIX dollars will also be needed.

Improved Results Activities:

No improved results activities are being proposed for the SCHIP program at this time.

Offer Justification

Legal Requirements:

Federal:

Title XXI of the Federal Social Security Act provides states with the option to design programs to provide health care coverage to targeted low-income, uninsured children.

State:

Chapter 514I of the Code of Iowa mandates the Department of Human Services to have a SCHIP program.

Rationale:

This offer supports the provision of services to participating children and the administration of the SCHIP program. Without this offer, the program will cease and the children covered by the program will most likely become uninsured. This is contrary to the Governor's goal of ensuring that all Iowans have access to health care.

All Iowans Have Access to Quality Care

This program provides health care coverage to low-income children in working families. It contributes to the goal of ensuring that all Iowans have access to quality care by providing eligible children with comprehensive preventative and primary care services in early developmental years. Covered services include medical (inpatient, outpatient, emergency), preventative (immunizations and well child visits), dental, vision, chiropractic services, prescription drugs, mental health and substance abuse treatment and more.

Improve Preventative Strategies and Health Education

Preventative strategies, clinical guidelines and health education are a required component of each health plan's contract. From monthly newsletters to provider education, immunization and well child appointment reminders, screening and health education, the program strives to make sure that each child and family receives information necessary to make informed health care-related decisions.

Since the inception of the functional health assessment survey, the Impact on Access and Health Status report reveals that after being in the hawk-i program for one year, 96% of families report that family stress was reduced significantly. This is attributed to parents no longer having to worry about how they will pay for medical bills if their children are sick or injured.

Improving the Health Care System

The hawk-i program has collected results-based health outcome measurements since the program was implemented. Significant improvements in access to care, health status and the family environment were found as a result of providing health coverage through Iowa's SCHIP program.

Children with health insurance coverage are more likely to have a "medical home" in which to receive medical care. This contributes to overall continuity of care and care coordination. The positive benefits to children should be kept in mind as buying teams prioritize programs. Interaction and guidance received from qualified doctors and medical staff provides children and families with medical, educational and early intervention services that contribute to a child's good health and optimal school attendance and performance.

This program provides quality government services through the provision of affordable and accessible health care coverage to families with uninsured children. For every one dollar spent on this program, Iowa draws down three dollars in Federal funding. By providing a payment source, the amount of uncompensated care provided by hospitals and medical providers is reduced. This impacts the cost that is charged to others in the form of increased cost for care and health insurance premiums. The Impact on Access and Health Status report indicates that parents are significantly more likely to purchase health insurance coverage for themselves once they know their children have comprehensive health care coverage.


Performance Measurement and Target

Number of children who are enrolled in hawk-i - 25,061

Number of children who are enrolled in Medicaid Expansion - 12,675

Price and Revenue Source

\$20,377,584.00



State of Iowa - Purchasing Results

Welcome!

Here are the fiscal year 2007 purchasing choices for **Education**. The Education Buying Team began its work by telling the sellers (state departments or agencies) what they wanted to buy. They did this in a "Request for Results" (see the links on the right side of this page). This document outlined the results the Buying Team wanted to be achieved and gave sellers advice about priorities and the strategies that the Buying Team believes would be most productive in producing the desired results. The "Strategy Map" shows the cause-and-effect relationships that turn our resources into results. Each Offer was submitted in response to this Request for Results.

The prioritized list of Offers you see below reflect the Governor and Lt. Governor's recommendation for how to best use the money available to achieve the best Education results for Iowans. The Offers at the top of the list provide the most value; the Offers at the bottom the least value. So we use the first dollars to purchase the highest-priority Offers, and so on. A line is drawn to show where the money runs out.

Click on the "Fund" or "Not Fund" box for each Offer below to decide which ones you would buy, or not buy. See the "Amount Remaining" box to know how much you have left as you make your choices. Please note that the dollar amounts here represent *all appropriated funds*, not just State of Iowa General Fund dollars

You can also click on the link for each Offer to see the case for that Offer, as well as program and fiscal details.

Purchasing Results makes the choices clear. We must use the limited dollars to the best advantage for Iowans.

Related Links
Purchasing Results Home Page
Overview of Purchasing Results
Request for Results
Strategy Map
Back to Summary Page

Education			Reset
			Print
Budget	Funded	Remaining	
\$3,203,427,916	\$3,203,427,916	\$0	
Offer Number	Offer Name	Total Price	
Funded Priorities			
Offer 282_EDU_002 by Education, Dept of			

282_EDU_002	Fund	Voluntary Access to Quality Preschool for all 4 Year Olds	\$15,000,000
532_EDU_001	Fund	Offer 532_EDU_001 by Management, Dept of Comprehensive Early Care, Health and Education System	\$41,910,844
282_EDU_001	Fund	Offer 282_EDU_001 by Education, Dept of Educator Quality	\$99,593,894
282_EDU_003	Fund	Offer 282_EDU_003 by Education, Dept of High School Reform	\$270,000
282_EDU_004	Fund	Offer 282_EDU_004 by Education, Dept of State Aid to School Districts and Area Education Agencies	\$2,147,718,577
615_EDU_001	Fund	Offer 615_EDU_001 by Regents, Board of Board of Regents Universities	\$591,732,911
615_EDU_002	Fund	Offer 615_EDU_002 by Regents, Board of Board of Regents Special Purpose	\$25,895,562
615_EDU_003	Fund	Offer 615_EDU_003 by Regents, Board of Board of Regents Special Schools	\$14,305,786
282_EDU_010	Fund	Offer 282_EDU_010 by Education, Dept of Community Colleges	\$155,562,414
284_EDU_001	Fund	Offer 284_EDU_001 by College Aid Commission Iowa Tuition Grant	\$52,653,990
285_EDU_002	Fund	Offer 285_EDU_002 by Iowa Public Television Lifelong Learning Media	\$1,594,569
284_EDU_007	Fund	Offer 284_EDU_007 by College Aid Commission Teacher Shortage Forgivable Loans	\$285,000
131_EDU_001	Fund	Offer 131_EDU_001 by Blind, Dept of Department for the Blind - General Operations	\$1,954,105
282_EDU_008	Fund	Offer 282_EDU_008 by Education, Dept of State Aid to Nonpublic Schools	\$8,987,821
282_EDU_006	Fund	Offer 282_EDU_006 by Education, Dept of Iowa Jobs for America's Graduates	\$600,000
282_EDU_005	Fund	Offer 282_EDU_005 by Education, Dept of Department of Education	\$6,292,576
284_EDU_011	Fund	Offer 284_EDU_011 by College Aid Commission College Student Aid Commission	\$364,640
282_EDU_012	Fund	Offer 282_EDU_012 by Education, Dept of Libraries Enrich Iowa	\$2,913,432
282_EDU_013	Fund	Offer 282_EDU_013 by Education, Dept of Library Service Areas	\$1,376,558
284_EDU_003	Fund	Offer 284_EDU_003 by College Aid Commission Iowa Vocational Technical Tuition Grants	\$2,533,115
282_EDU_007	Fund	Offer 282_EDU_007 by Education, Dept of Child Nutrition Programs	\$2,509,683
285_EDU_001	Fund	Offer 285_EDU_001 by Iowa Public Television Public Service Media	\$6,372,175


282_EDU_014	Fund	Offer 282_EDU_014 by Education, Dept of State Library of Iowa	\$1,620,694
269_EDU_013	Fund	Offer 269_EDU_013 by Economic Development, Dept of Iowa Commission on Volunteer Services	\$125,000
284_EDU_004	Fund	Offer 284_EDU_004 by College Aid Commission Iowa National Guard Educational Assistance Program	\$3,800,000
259_EDU_002	Fund	Offer 259_EDU_002 by Cultural Affairs, Dept of Iowa Art = Iowa Growth	\$1,505,569
259_EDU_001	Fund	Offer 259_EDU_001 by Cultural Affairs, Dept of State Historical Society of Iowa	\$5,294,908
283_EDU_001	Fund	Offer 283_EDU_001 by Vocational Rehabilitation Vocational Rehabilitation Services	\$4,779,655
283_EDU_002	Fund	Offer 283_EDU_002 by Vocational Rehabilitation Independent Living Services for Iowans with Disabilities	\$54,421
284_EDU_005	Fund	Offer 284_EDU_005 by College Aid Commission Iowa Grants	\$1,029,784
285_EDU_003	Fund	Offer 285_EDU_003 by Iowa Public Television Regional Telecommunications Councils	\$1,240,478
282_EDU_011	Fund	Offer 282_EDU_011 by Education, Dept of Vocational Education Secondary	\$2,936,904
284_EDU_002	Fund	Offer 284_EDU_002 by College Aid Commission Iowa Work Study Opportunities	\$140,000
284_EDU_008	Fund	Offer 284_EDU_008 by College Aid Commission Osteopathic Forgivable Loan Program	\$50,000
284_EDU_009	Fund	Offer 284_EDU_009 by College Aid Commission Physician Recruitment Program	\$346,451
284_EDU_010	Fund	Offer 284_EDU_010 by College Aid Commission Washington DC Internships for Iowans	\$76,400

Unfunded Priorities

285_EDU_004	Not Fund	Offer 285_EDU_004 by Iowa Public Television Children's Health Awareness	\$281,997
285_EDU_005	Not Fund	Offer 285_EDU_005 by Iowa Public Television A Competitive Education for a "Flat World"	\$210,000
285_EDU_006	Not Fund	Offer 285_EDU_006 by Iowa Public Television Smart Tools for Iowa's Workforce	\$160,316
131_EDU_002	Not Fund	Offer 131_EDU_002 by Blind, Dept of Department for the Blind - Older Iowans	\$58,000
131_EDU_007	Not Fund	Offer 131_EDU_007 by Blind, Dept of Department for the Blind - Learning Disabilities	\$17,040
131_EDU_004	Not Fund	Offer 131_EDU_004 by Blind, Dept of Department for the Blind - Business Enterprises	\$5,325
131_EDU_005	Not Fund	Offer 131_EDU_005 by Blind, Dept of Department for the Blind - Project Assist	\$40,000

131_EDU_003	Not Fund	Offer 131_EDU_003 by Blind, Dept of Department for the Blind - Vocational Rehabilitation	\$52,615
131_EDU_006	Not Fund	Offer 131_EDU_006 by Blind, Dept of Department for the Blind - In Home Recording	\$5,325
282_EDU_009	Not Fund	Offer 282_EDU_009 by Education, Dept of Connect Students to the Workplace	\$1,950,000

[Back to Top](#)



State of Iowa - Purchasing Results

Welcome!

Here are the fiscal year 2007 purchasing choices for **Economic Development**. The Economic Development Buying Team began its work by telling the sellers (state departments or agencies) what they wanted to buy. They did this in a "Request for Results" (see the links on the right side of this page). This document outlined the results the Buying Team wanted to be achieved and gave sellers advice about priorities and the strategies that the Buying Team believes would be most productive in producing the desired results. The "Strategy Map" shows the cause-and-effect relationships that turn our resources into results. Each Offer was submitted in response to this Request for Results.

The prioritized list of Offers you see below reflect the Governor and Lt. Governor's recommendation for how to best use the money available to achieve the best Economic Development results for Iowans. The Offers at the top of the list provide the most value; the Offers at the bottom the least value. So we use the first dollars to purchase the highest-priority Offers, and so on. A line is drawn to show where the money runs out.

Click on the "Fund" or "Not Fund" box for each Offer below to decide which ones you would buy, or not buy. See the "Amount Remaining" box to know how much you have left as you make your choices. Please note that the dollar amounts here represent *all appropriated funds*, not just State of Iowa General Fund dollars

You can also click on the link for each Offer to see the case for that Offer, as well as program and fiscal details.

Purchasing Results makes the choices clear. We must use the limited dollars to the best advantage for Iowans.

Related Links

[Purchasing Results Home Page](#)

[Overview of Purchasing Results](#)

[Request for Results](#)

[Strategy Map](#)

[Back to Summary Page](#)

Economic Development
 Reset
 Print


Budget	Funded	Remaining
\$125,842,579	\$125,842,579	\$0

Offer Number	Offer Name	Total Price
Funded Priorities		
Offer 269_ECO_010 by Economic Development, Dept of		

269_ECO_010	Fund	Grow Iowa Values Fund	\$50,000,000
269_ECO_011	Fund	Offer 269_ECO_011 by Economic Development, Dept of Bioscience Alliance	\$5,109,252
615_ECO_003	Fund	Offer 615_ECO_003 by Regents, Board of Regents Battelle Biosciences and Economic Development	\$22,971,853
269_ECO_001	Fund	Offer 269_ECO_001 by Economic Development, Dept of Business Development and Marketing	\$6,990,924
269_ECO_002	Fund	Offer 269_ECO_002 by Economic Development, Dept of Business Financial Assistance	\$729,191
269_ECO_003	Fund	Offer 269_ECO_003 by Economic Development, Dept of Employee Job Training and Lean Manufacturing Institute	\$5,554,295
259_ECO_001	Fund	Offer 259_ECO_001 by Cultural Affairs, Dept of Iowa Great Places	\$1,500,000
269_ECO_005	Fund	Offer 269_ECO_005 by Economic Development, Dept of Development of Major Community Attractions	\$12,036,197
269_ECO_006	Fund	Offer 269_ECO_006 by Economic Development, Dept of Financing for Housing, Water, Sewer and Community Facilities	\$1,152,461
269_ECO_009	Fund	Offer 269_ECO_009 by Economic Development, Dept of Community Development Assistance	\$1,021,500
269_ECO_008	Fund	Offer 269_ECO_008 by Economic Development, Dept of Downtown Resource Development/Main Street	\$678,159
269_ECO_007	Fund	Offer 269_ECO_007 by Economic Development, Dept of Tourism Promotion	\$3,256,976
309_ECO_001	Fund	Offer 309_ECO_001 by Iowa Workforce Development Expanding Iowa's Productive Workforce-Health, Safety and Economic Well-being	\$5,478,800
309_ECO_002	Fund	Offer 309_ECO_002 by Iowa Workforce Development Expanding Iowa's Productive Workforce-Field Office Network	\$6,856,655
270_ECO_002	Fund	Offer 270_ECO_002 by Finance Authority Entrepreneurs with Disabilities Program	\$200,000
572_ECO_001	Fund	Offer 572_ECO_001 by Public Employment Relations Meeting the mandates of Chapter 20	\$1,030,607
269_ECO_004	Fund	Offer 269_ECO_004 by Economic Development, Dept of Iowa Career Consortium (ICC)	\$275,709
270_ECO_001	Fund	Offer 270_ECO_001 by Finance Authority State Housing Trust Fund	\$1,000,000
Unfunded Priorities			
309_ECO_003	Not Fund	Offer 309_ECO_003 by Iowa Workforce Development Skill Credentials Initiative	\$200,000
270_ECO_003	Not Fund	Offer 270_ECO_003 by Finance Authority Ch 16 State Income Tax Exempt Bonds	\$165,000

309_ECO_004	Not Fund	Offer 309_ECO_004 by Iowa Workforce Development Tier 2 Reporting	\$75,000
-------------	----------	---	----------

[Back to Top](#)



State of Iowa - Purchasing Results

Welcome!

Here are the fiscal year 2007 purchasing choices for **Health and Human Services**. The Health and Human Services Buying Team began its work by telling the sellers (state departments or agencies) what they wanted to buy. They did this in a "Request for Results" (see the links on the right side of this page). This document outlined the results the Buying Team wanted to be achieved and gave sellers advice about priorities and the strategies that the Buying Team believes would be most productive in producing the desired results. The "Strategy Map" shows the cause-and-effect relationships that turn our resources into results. Each Offer was submitted in response to this Request for Results.

The prioritized list of Offers you see below reflect the Governor and Lt. Governor's recommendation for how to best use the money available to achieve the best Health and Human Services results for Iowans. The Offers at the top of the list provide the most value; the Offers at the bottom the least value. So we use the first dollars to purchase the highest-priority Offers, and so on. A line is drawn to show where the money runs out.

Click on the "Fund" or "Not Fund" box for each Offer below to decide which ones you would buy, or not buy. See the "Amount Remaining" box to know how much you have left as you make your choices. Please note that the dollar amounts here represent *all appropriated funds*, not just State of Iowa General Fund dollars

You can also click on the link for each Offer to see the case for that Offer, as well as program and fiscal details.

Purchasing Results makes the choices clear. We must use the limited dollars to the best advantage for Iowans.

Related Links

[Purchasing Results Home Page](#)

[Overview of Purchasing Results](#)

[Request for Results](#)

[Strategy Map](#)

[Back to Summary Page](#)

Health and Human Services		
Budget	Funded	Remaining
\$1,577,862,989	\$1,577,862,989	\$0
Offer Number	Offer Name	Total Price
Funded Priorities		
Offer 401_HHS_006 by Human Services		


X Reset
Print

401_HHS_006	Fund	State Child Health Insurance Program/Hawk-i	\$20,377,584
401_HHS_007	Fund	Offer 401_HHS_007 by Human Services Child Care	\$24,447,517
588_HHS_005	Fund	Offer 588_HHS_005 by Public Health, Dept of Healthy Children and Families	\$2,171,190
401_HHS_003	Fund	Offer 401_HHS_003 by Human Services Medical Assistance and Medical Contracts	\$885,401,770
588_HHS_015	Fund	Offer 588_HHS_015 by Public Health, Dept of Defeating Infectious Diseases	\$1,140,887
401_HHS_009	Fund	Offer 401_HHS_009 by Human Services Child Welfare and Juvenile Justice Community Services	\$106,707,806
401_HHS_005	Fund	Offer 401_HHS_005 by Human Services Health Insurance Premium Payment	\$634,162
588_HHS_001	Fund	Offer 588_HHS_001 by Public Health, Dept of Addiction Free Iowa	\$29,711,871
401_HHS_004	Fund	Offer 401_HHS_004 by Human Services IowaCare	\$95,960,447
401_HHS_011	Fund	Offer 401_HHS_011 by Human Services Adoption	\$35,314,072
401_HHS_002	Fund	Offer 401_HHS_002 by Human Services Child Support	\$8,677,662
401_HHS_001	Fund	Offer 401_HHS_001 by Human Services Supporting Basic Needs of Low Income Iowans	\$80,333,705
588_HHS_007	Fund	Offer 588_HHS_007 by Public Health, Dept of Health Promotion and Chronic Disease Management	\$2,074,990
401_HHS_015	Fund	Offer 401_HHS_015 by Human Services Mental Health/Developmentally Disabled Community Services	\$161,674,121
401_HHS_012	Fund	Offer 401_HHS_012 by Human Services Children with Disabilities	\$1,936,434
297_HHS_007	Fund	Offer 297_HHS_007 by Elder Affairs, Dept of Healthy Aging	\$462,558
297_HHS_003	Fund	Offer 297_HHS_003 by Elder Affairs, Dept of National Family Caregivers Support Program	\$65,673
297_HHS_011	Fund	Offer 297_HHS_011 by Elder Affairs, Dept of Home and Community Based Services and Community Supports	\$7,738,077
297_HHS_010	Fund	Offer 297_HHS_010 by Elder Affairs, Dept of Case Management Program for the Frail Elderly	\$4,589,150
588_HHS_011	Fund	Offer 588_HHS_011 by Public Health, Dept of Healthy Aging and Long Term Living	\$9,294,969
588_HHS_013	Fund	Offer 588_HHS_013 by Public Health, Dept of Assuring Iowa's Environmental Health	\$809,308

588_HHS_009	Fund	Offer 588_HHS_009 by Public Health, Dept of Improving Access and Delivery	\$2,637,128
401_HHS_010	Fund	Offer 401_HHS_010 by Human Services Preparation for Adult Living Services	\$3,566,830
401_HHS_008	Fund	Offer 401_HHS_008 by Human Services Juvenile Facilities	\$17,288,142
671_HHS_003	Fund	Offer 671_HHS_003 by Veterans Affairs, Dept of Long Term Health Care Services for Veterans	\$12,042,021
671_HHS_004	Fund	Offer 671_HHS_004 by Veterans Affairs, Dept of Domiciliary Services for Iowa Veterans	\$1,527,480
297_HHS_009	Fund	Offer 297_HHS_009 by Elder Affairs, Dept of Winning Compliance	\$973,589
297_HHS_001	Fund	Offer 297_HHS_001 by Elder Affairs, Dept of Elder Abuse Awareness	\$352,681
269_HHS_012	Fund	Offer 269_HHS_012 by Economic Development, Dept of Iowa Commission on Volunteer Services-RSVP	\$174,198
297_HHS_004	Fund	Offer 297_HHS_004 by Elder Affairs, Dept of Ombudsman/Resident Advocate Committees	\$373,533
671_HHS_001	Fund	Offer 671_HHS_001 by Veterans Affairs, Dept of Veteran's Awareness Program for Medical and Other Benefits	\$332,114
297_HHS_006	Fund	Offer 297_HHS_006 by Elder Affairs, Dept of Senior Internship Program	\$112,162
297_HHS_002	Fund	Offer 297_HHS_002 by Elder Affairs, Dept of Caregivers Retention Project	\$129,949
588_HHS_019	Fund	Offer 588_HHS_019 by Public Health, Dept of BHC Health Protection and Regulation	\$9,521,705
401_HHS_013	Fund	Offer 401_HHS_013 by Human Services Mental Health Institutes	\$20,508,058
401_HHS_014	Fund	Offer 401_HHS_014 by Human Services Resource Centers	\$23,302,660
401_HHS_017	Fund	Offer 401_HHS_017 by Human Services Improve Services to Family Investment Program Participants (FEDERALLY FUNDED)	
401_HHS_016	Fund	Offer 401_HHS_016 by Human Services Civil Commitment Unit for Sexual Offenders	\$4,757,704
270_HHS_005	Fund	Offer 270_HHS_005 by Finance Authority Home and Community Based Services Rent Subsidy Program	\$700,000
297_HHS_008	Fund	Offer 297_HHS_008 by Elder Affairs, Dept of Elder Affairs Special Projects	\$39,082
Unfunded Priorities			
401_HHS_019	Not Fund	Offer 401_HHS_019 by Human Services	\$600,000

Greater Self-sufficiency for Iowans with Disabilities			
270_HHS_006	Not Fund	Offer 270_HHS_006 by Finance Authority Home and Community Based Services Revolving Loan Program	\$2,000,000
270_HHS_004	Not Fund	Offer 270_HHS_004 by Finance Authority Transitional Housing Revolving Loan	\$1,400,000
270_HHS_007	Not Fund	Offer 270_HHS_007 by Finance Authority Senior Living Revolving Loan Program	\$3,000,000
297_HHS_005	Not Fund	Offer 297_HHS_005 by Elder Affairs, Dept of Substitute Decision Maker	\$395,517
671_HHS_002	Not Fund	Offer 671_HHS_002 by Veterans Affairs, Dept of Cemetery Development	\$80,280
588_HHS_021	Not Fund	Offer 588_HHS_021 by Public Health, Dept of Department of Health DAS Billings	\$32,809

[Back to Top](#)



State of Iowa - Purchasing Results

Welcome!

Here are the fiscal year 2007 purchasing choices for **Justice**. The Justice Buying Team began its work by telling the sellers (state departments or agencies) what they wanted to buy. They did this in a "Request for Results" (see the links on the right side of this page). This document outlined the results the Buying Team wanted to be achieved and gave sellers advice about priorities and the strategies that the Buying Team believes would be most productive in producing the desired results. The "Strategy Map" shows the cause-and-effect relationships that turn our resources into results. Each Offer was submitted in response to this Request for Results.

The prioritized list of Offers you see below reflect the Governor and Lt. Governor's recommendation for how to best use the money available to achieve the best Justice results for Iowans. The Offers at the top of the list provide the most value; the Offers at the bottom the least value. So we use the first dollars to purchase the highest-priority Offers, and so on. A line is drawn to show where the money runs out.

Click on the "Fund" or "Not Fund" box for each Offer below to decide which ones you would buy, or not buy. See the "Amount Remaining" box to know how much you have left as you make your choices. Please note that the dollar amounts here represent *all appropriated funds*, not just State of Iowa General Fund dollars

You can also click on the link for each Offer to see the case for that Offer, as well as program and fiscal details.

Purchasing Results makes the choices clear. We must use the limited dollars to the best advantage for Iowans.

Related Links

[Purchasing Results Home Page](#)

[Overview of Purchasing Results](#)

[Request for Results](#)

[Strategy Map](#)

[Back to Summary Page](#)

Justice

Reset
 Print

Budget	Funded	Remaining
\$447,162,060	\$447,162,060	\$0

Offer Number	Offer Name	Total Price
Funded Priorities		
583_JUS_001	<input type="checkbox"/> Fund <input type="checkbox"/> Not Fund Offer 583_JUS_001 by Public Defense - Emergency Management Division	\$1,254,029

Homeland Security & Emergency Management			
582_JUS_001	Fund	Offer 582_JUS_001 by Public Defense, Dept of Iowa National Guard Military Readiness and Defense	\$6,246,184
595_JUS_001	Fund	Offer 595_JUS_001 by Public Safety, Dept of Supporting All Iowa Law Enforcement	\$3,656,020
595_JUS_011	Fund	Offer 595_JUS_011 by Public Safety, Dept of We Think So That Law Enforcement Can Act	\$1,800,399
238_JUS_001	Fund	Offer 238_JUS_001 by Corrections-Central Office Corrections Current Level of Service	\$303,343,705
547_JUS_001	Fund	Offer 547_JUS_001 by Parole Board Parole Board	\$1,227,848
595_JUS_002	Fund	Offer 595_JUS_002 by Public Safety, Dept of Criminal Sciences Supporting Iowans	\$19,015,875
595_JUS_005	Fund	Offer 595_JUS_005 by Public Safety, Dept of What Brown Does For You	\$44,427,097
428_JUS_001	Fund	Offer 428_JUS_001 by Public Defender Public Defender/Indigent Defense	\$47,456,045
595_JUS_003	Fund	Offer 595_JUS_003 by Public Safety, Dept of It's A Matter of Supply and Demand	\$4,000,447
595_JUS_004	Fund	Offer 595_JUS_004 by Public Safety, Dept of Ensuring the Life Safety of Iowans	\$3,888,654
238_JUS_004	Fund	Offer 238_JUS_004 by Corrections-Central Office Corrections Mental Health Transition	\$851,747
167_JUS_001	Fund	Offer 167_JUS_001 by Civil Rights Commission Civil Rights Enforcement, Training, Education, and Outreach	\$985,753
238_JUS_005	Fund	Offer 238_JUS_005 by Corrections-Central Office Corrections High Risk Caseload	\$322,417
467_JUS_001	Fund	Offer 467_JUS_001 by Law Enforcement Academy Iowa Law Enforcement Academy Offer 1	\$1,172,389
595_JUS_012	Fund	Offer 595_JUS_012 by Public Safety, Dept of Running on Empty	\$1,449,700
238_JUS_007	Fund	Offer 238_JUS_007 by Corrections-Central Office Corrections Iowa Medical and Classification Center Six Months Operating Costs	\$5,113,412
238_JUS_003	Fund	Offer 238_JUS_003 by Corrections-Central Office Corrections Re-Entry Process	\$950,339
Unfunded Priorities			
238_JUS_002	Not Fund	Offer 238_JUS_002 by Corrections-Central Office Corrections Basic Life Care	\$750,000
238_JUS_006	Not Fund	Offer 238_JUS_006 by Corrections-Central Office Corrections Education	\$1,750,000
		Offer 595_JUS_008 by Public Safety, Dept of	


595_JUS_008	Not Fund	Criminal Investigations for the Iowa Criminal Justice System	\$1,443,666
595_JUS_007	Not Fund	Offer 595_JUS_007 by Public Safety, Dept of Taking a Megabyte out of Crime	\$827,725
583_JUS_002	Not Fund	Offer 583_JUS_002 by Public Defense - Emergency Management Division Homeland Security Regionalization	\$514,956
595_JUS_006	Not Fund	Offer 595_JUS_006 by Public Safety, Dept of Keep 'em Alive and Injury Free Until 25	\$1,483,156
595_JUS_009	Not Fund	Offer 595_JUS_009 by Public Safety, Dept of It's No Game - Iowa Must Play With a Full DEC	\$103,193
595_JUS_010	Not Fund	Offer 595_JUS_010 by Public Safety, Dept of Enhancing the Life Safety of Iowans	\$293,449
582_JUS_002	Not Fund	Offer 582_JUS_002 by Public Defense, Dept of Military Service Member Home Buyer Benefit Program	\$1,000,000
467_JUS_002	Not Fund	Offer 467_JUS_002 by Law Enforcement Academy Iowa Law Enforcement Academy Offer 2	\$152,388

[Back to Top](#)

Homeland Security & Emergency Management			
582_JUS_001	Fund	Offer 582_JUS_001 by Public Defense, Dept of Iowa National Guard Military Readiness and Defense	\$6,246,184
595_JUS_001	Fund	Offer 595_JUS_001 by Public Safety, Dept of Supporting All Iowa Law Enforcement	\$3,656,020
595_JUS_011	Fund	Offer 595_JUS_011 by Public Safety, Dept of We Think So That Law Enforcement Can Act	\$1,800,399
238_JUS_001	Fund	Offer 238_JUS_001 by Corrections-Central Office Corrections Current Level of Service	\$303,343,705
547_JUS_001	Fund	Offer 547_JUS_001 by Parole Board Parole Board	\$1,227,848
595_JUS_002	Fund	Offer 595_JUS_002 by Public Safety, Dept of Criminal Sciences Supporting Iowans	\$19,015,875
595_JUS_005	Fund	Offer 595_JUS_005 by Public Safety, Dept of What Brown Does For You	\$44,427,097
428_JUS_001	Fund	Offer 428_JUS_001 by Public Defender Public Defender/Indigent Defense	\$47,456,045
595_JUS_003	Fund	Offer 595_JUS_003 by Public Safety, Dept of It's A Matter of Supply and Demand	\$4,000,447
595_JUS_004	Fund	Offer 595_JUS_004 by Public Safety, Dept of Ensuring the Life Safety of Iowans	\$3,888,654
238_JUS_004	Fund	Offer 238_JUS_004 by Corrections-Central Office Corrections Mental Health Transition	\$851,747
167_JUS_001	Fund	Offer 167_JUS_001 by Civil Rights Commission Civil Rights Enforcement, Training, Education, and Outreach	\$985,753
238_JUS_005	Fund	Offer 238_JUS_005 by Corrections-Central Office Corrections High Risk Caseload	\$322,417
467_JUS_001	Fund	Offer 467_JUS_001 by Law Enforcement Academy Iowa Law Enforcement Academy Offer 1	\$1,172,389
595_JUS_012	Fund	Offer 595_JUS_012 by Public Safety, Dept of Running on Empty	\$1,449,700
238_JUS_007	Fund	Offer 238_JUS_007 by Corrections-Central Office Corrections Iowa Medical and Classification Center Six Months Operating Costs	\$5,113,412
238_JUS_003	Fund	Offer 238_JUS_003 by Corrections-Central Office Corrections Re-Entry Process	\$950,339
Unfunded Priorities			
238_JUS_002	Not Fund	Offer 238_JUS_002 by Corrections-Central Office Corrections Basic Life Care	\$750,000
238_JUS_006	Not Fund	Offer 238_JUS_006 by Corrections-Central Office Corrections Education	\$1,750,000
		Offer 595_JUS_008 by Public Safety, Dept of	

595_JUS_008	Not Fund	Criminal Investigations for the Iowa Criminal Justice System	\$1,443,666
595_JUS_007	Not Fund	Offer 595_JUS_007 by Public Safety, Dept of Taking a Megabyte out of Crime	\$827,725
583_JUS_002	Not Fund	Offer 583_JUS_002 by Public Defense - Emergency Management Division Homeland Security Regionalization	\$514,956
595_JUS_006	Not Fund	Offer 595_JUS_006 by Public Safety, Dept of Keep 'em Alive and Injury Free Until 25	\$1,483,156
595_JUS_009	Not Fund	Offer 595_JUS_009 by Public Safety, Dept of It's No Game - Iowa Must Play With a Full DEC	\$103,193
595_JUS_010	Not Fund	Offer 595_JUS_010 by Public Safety, Dept of Enhancing the Life Safety of Iowans	\$293,449
582_JUS_002	Not Fund	Offer 582_JUS_002 by Public Defense, Dept of Military Service Member Home Buyer Benefit Program	\$1,000,000
467_JUS_002	Not Fund	Offer 467_JUS_002 by Law Enforcement Academy Iowa Law Enforcement Academy Offer 2	\$152,388

[Back to Top](#)



State of Iowa - Purchasing Results

Welcome!

Here are the fiscal year 2007 purchasing choices for **Agriculture and Natural Resources**. The Agriculture and Natural Resources Buying Team began its work by telling the sellers (state departments or agencies) what they wanted to buy. They did this in a "Request for Results" (see the links on the right side of this page). This document outlined the results the Buying Team wanted to be achieved and gave sellers advice about priorities and the strategies that the Buying Team believes would be most productive in producing the desired results. The "Strategy Map" shows the cause-and-effect relationships that turn our resources into results. Each Offer was submitted in response to this Request for Results.

The prioritized list of Offers you see below reflect the Governor and Lt. Governor's recommendation for how to best use the money available to achieve the best Agriculture and Natural Resources results for Iowans. The Offers at the top of the list provide the most value; the Offers at the bottom the least value. So we use the first dollars to purchase the highest-priority Offers, and so on. A line is drawn to show where the money runs out.

Click on the "Fund" or "Not Fund" box for each Offer below to decide which ones you would buy, or not buy. See the "Amount Remaining" box to know how much you have left as you make your choices. Please note that the dollar amounts here represent *all appropriated funds*, not just State of Iowa General Fund dollars

You can also click on the link for each Offer to see the case for that Offer, as well as program and fiscal details.

Purchasing Results makes the choices clear. We must use the limited dollars to the best advantage for Iowans.

Related Links

[Purchasing Results Home Page](#)

[Overview of Purchasing Results](#)

[Request for Results](#)

[Strategy Map](#)

[Back to Summary Page](#)

Agriculture and Natural Resources

Reset
 Print

Budget	Funded	Remaining
\$96,820,936	\$96,820,936	\$0

Offer Number	Offer Name	Total Price
FUNDED PRIORITIES		


Offer 542_ANR_001 by Natural Resources

542_ANR_001	Fund	Public Lands And Outdoor Recreation	\$8,800,611
542_ANR_002	Fund	Offer 542_ANR_002 by Natural Resources Watershed Protection And Restoration	\$5,199,533
542_ANR_003	Fund	Offer 542_ANR_003 by Natural Resources Health and the Environment	\$3,792,435
542_ANR_004	Fund	Offer 542_ANR_004 by Natural Resources Fish and Wildlife Operations	\$32,477,525
542_ANR_005	Fund	Offer 542_ANR_005 by Natural Resources Groundwater Protection	\$3,455,832
542_ANR_006	Fund	Offer 542_ANR_006 by Natural Resources Underground Storage Tanks Administration Match	\$200,000
542_ANR_008	Fund	Offer 542_ANR_008 by Natural Resources State Park Operations And Safety	\$75,000
542_ANR_012	Fund	Offer 542_ANR_012 by Natural Resources Energy Programs Continuation	\$100,000
542_ANR_010	Fund	Offer 542_ANR_010 by Natural Resources Pollution Prevention Intern Program	\$50,000
542_ANR_011	Fund	Offer 542_ANR_011 by Natural Resources Fish And Wildlife Operations Enhancement	\$1,845,000
543_ANR_001	Fund	Offer 543_ANR_001 by Natural Resources Capital Resource Enhancement & Protection Program	\$11,000,000
543_ANR_002	Fund	Offer 543_ANR_002 by Natural Resources Capital Marine Fuel Tax Capitals	\$2,300,000
543_ANR_003	Fund	Offer 543_ANR_003 by Natural Resources Capital Lake Restoration	\$500,000
543_ANR_004	Fund	Offer 543_ANR_004 by Natural Resources Capital Water Quality Monitoring	\$2,955,000
543_ANR_005	Fund	Offer 543_ANR_005 by Natural Resources Capital GIS Data for Watershed Managers	\$195,000
543_ANR_006	Fund	Offer 543_ANR_006 by Natural Resources Capital Keepers of the Land Volunteer Program	\$100,000
543_ANR_007	Fund	Offer 543_ANR_007 by Natural Resources Capital Park Operations and Maintenance	\$2,000,000
543_ANR_008	Fund	Offer 543_ANR_008 by Natural Resources Capital Water Supply Appropriation	\$500,000
543_ANR_010	Fund	Offer 543_ANR_010 by Natural Resources Capital Air Quality Livestock Monitoring	\$275,000
543_ANR_012	Fund	Offer 543_ANR_012 by Natural Resources Capital Marine Fuel Tax Capitals Enhancement	\$200,000
543_ANR_014	Fund	Offer 543_ANR_014 by Natural Resources Capital Water Quality Improvements	\$20,000,000
543_ANR_011	Fund	Offer 543_ANR_011 by Natural Resources Capital Resource Enhancement & Protection Program Enhancement	\$800,000

UNFUNDED PRIORITIES

542_ANR_007	Not Fund	Offer 542_ANR_007 by Natural Resources Local Watershed Improvement Efforts	\$800,000
542_ANR_009	Not Fund	Offer 542_ANR_009 by Natural Resources Healthy IA Lakes & Wetlands Demonstration Project	\$250,000
543_ANR_009	Not Fund	Offer 543_ANR_009 by Natural Resources Capital Water Quality Monitoring Enhancement	\$800,000
543_ANR_013	Not Fund	Offer 543_ANR_013 by Natural Resources Capital Lake Restoration Enhancement	\$500,000

[Back to Top](#)



State of Iowa - Purchasing Results

Welcome!

Here are the fiscal year 2007 purchasing choices for **Administration and Regulation**. The Administration and Regulation Buying Team began its work by telling the sellers (state departments or agencies) what they wanted to buy. They did this in a "Request for Results" (see the links on the right side of this page). This document outlined the results the Buying Team wanted to be achieved and gave sellers advice about priorities and the strategies that the Buying Team believes would be most productive in producing the desired results. The "Strategy Map" shows the cause-and-effect relationships that turn our resources into results. Each Offer was submitted in response to this Request for Results.

The prioritized list of Offers you see below reflect the Governor and Lt. Governor's recommendation for how to best use the money available to achieve the best Administration and Regulation results for Iowans. The Offers at the top of the list provide the most value; the Offers at the bottom the least value. So we use the first dollars to purchase the highest-priority Offers, and so on. A line is drawn to show where the money runs out.

Click on the "Fund" or "Not Fund" box for each Offer below to decide which ones you would buy, or not buy. See the "Amount Remaining" box to know how much you have left as you make your choices. Please note that the dollar amounts here represent *all appropriated funds*, not just State of Iowa General Fund dollars

You can also click on the link for each Offer to see the case for that Offer, as well as program and fiscal details.

Purchasing Results makes the choices clear. We must use the limited dollars to the best advantage for Iowans.

Related Links

[Purchasing Results Home Page](#)

[Overview of Purchasing Results](#)

[Request for Results](#)

[Strategy Map](#)

[Back to Summary Page](#)

Administration and Regulation		
Budget	Funded	Remaining
\$276,906,628	\$276,861,628	\$45,000
Offer Number	Offer Name	Total Price
Funded Priorities		
Offer 350_ADM_001 by Governor's Office		

[✕ Reset](#)
[🖨 Print](#)


350_ADM_001	Fund	Governor and Lt. Governor's Office Budget	\$2,762,548
427_ADM_008	Fund	Offer 427_ADM_008 by Inspections & Appeals, Dept of Child Advocacy Board	\$2,068,667
553_ADM_006	Fund	Offer 553_ADM_006 by Iowa Public Employees' Retirement System Admin Benefits Administration System Modernization	\$7,278,697
379_ADM_751	Fund	Offer 379_ADM_751 by Human Rights, Dept of Access Iowa (Persons with Disabilities-Dept. Human Rights)	\$193,531
379_ADM_771	Fund	Offer 379_ADM_771 by Human Rights, Dept of Full Participation By Women	\$335,501
532_ADM_001	Fund	Offer 532_ADM_001 by Management, Dept of State and Local Budget and Accountability for Results	\$3,858,203
212_ADM_001	Fund	Offer 212_ADM_001 by Alcoholic Beverages Alcoholic Beverage Licensing & Liquor Wholesaling Op	\$1,930,962
213_ADM_001	Fund	Offer 213_ADM_001 by Banking Division Banking & Professional Licensure	\$8,077,787
429_ADM_001	Fund	Offer 429_ADM_001 by Racing Commission Racing and Gaming Commission	\$5,856,834
379_ADM_741	Fund	Offer 379_ADM_741 by Human Rights, Dept of Persons with Hearing Loss	\$374,367
379_ADM_781	Fund	Offer 379_ADM_781 by Human Rights, Dept of Advocating for Inclusion	\$171,655
379_ADM_791	Fund	Offer 379_ADM_791 by Human Rights, Dept of Justice Research, Evaluation and Decision Support	\$763,398
427_ADM_004	Fund	Offer 427_ADM_004 by Inspections & Appeals, Dept of Administrative Hearings	\$2,261,398
532_ADM_003	Fund	Offer 532_ADM_003 by Management, Dept of Process Improvement	\$222,000
625_ADM_006	Fund	Offer 625_ADM_006 by Revenue, Dept of Revenue: Operations-Internal Services - Central Services	\$2,856,263
553_ADM_001	Fund	Offer 553_ADM_001 by Iowa Public Employees' Retirement System Admin Investment Management	\$745,522
553_ADM_002	Fund	Offer 553_ADM_002 by Iowa Public Employees' Retirement System Admin Retirement Services	\$3,080,132
553_ADM_003	Fund	Offer 553_ADM_003 by Iowa Public Employees' Retirement System Admin Member Services	\$2,644,493
553_ADM_004	Fund	Offer 553_ADM_004 by Iowa Public Employees' Retirement System Admin Employer Relations and Data Management Offer 379_ADM_711 by Human Rights, Dept of	\$1,115,976

379_ADM_711	Fund	Human Rights Administration	\$387,028
379_ADM_761	Fund	Offer 379_ADM_761 by Human Rights, Dept of Latino Affairs	\$170,749
379_ADM_793	Fund	Offer 379_ADM_793 by Human Rights, Dept of Criminal Justice Information System Integration	\$270,628
427_ADM_005	Fund	Offer 427_ADM_005 by Inspections & Appeals, Dept of Health Facilities	\$2,774,412
625_ADM_002	Fund	Offer 625_ADM_002 by Revenue, Dept of Achieving Compliance with Iowa's Tax Laws	\$11,992,942
625_ADM_003	Fund	Offer 625_ADM_003 by Revenue, Dept of Processing \$6 Billion of Tax Receipts to Fund State Government Services	\$5,791,477
379_ADM_731	Fund	Offer 379_ADM_731 by Human Rights, Dept of Asian and Pacific Islanders	\$86,000
427_ADM_007	Fund	Offer 427_ADM_007 by Inspections & Appeals, Dept of Audits	\$186,560
427_ADM_009	Fund	Offer 427_ADM_009 by Inspections & Appeals, Dept of Employment Appeal Board	\$54,600
005_ADM_002	Fund	Offer 005_ADM_002 by Administrative Services Information Security Office	\$248,426
005_ADM_006	Fund	Offer 005_ADM_006 by Administrative Services Essential Utility Service for Capitol & Ankeny Lab	\$3,420,865
427_ADM_006	Fund	Offer 427_ADM_006 by Inspections & Appeals, Dept of Investigations	\$1,448,734
642_ADM_001	Fund	Offer 642_ADM_001 by Office of Drug Control Policy Drug Control Efforts to Reduce Substance Abuse in Iowa	\$307,730
005_ADM_027	Fund	Offer 005_ADM_027 by Administrative Services Technology Governance Board Support/Operations	\$50,000
379_ADM_792	Fund	Offer 379_ADM_792 by Human Rights, Dept of Juvenile Justice Community Planning Services	\$64,000
427_ADM_003	Fund	Offer 427_ADM_003 by Inspections & Appeals, Dept of Food and Consumer Safety	\$1,244,691
219_ADM_001	Fund	Offer 219_ADM_001 by Utilities Division Reasonably Priced, Reliable and Safe Utility Services	\$7,230,820
005_ADM_001	Fund	Offer 005_ADM_001 by Administrative Services Administrative Services, Central Administration	\$8,726,351
625_ADM_005	Fund	Offer 625_ADM_005 by Revenue, Dept of Tax Research & Program Analysis	\$601,229
005_ADM_029	Fund	Offer 005_ADM_029 by Administrative Services Sick Leave Incentive Program	\$100,000
532_ADM_002	Fund	Offer 532_ADM_002 by Management, Dept of State Appeal Board	\$4,387,500
214_ADM_001	Fund	Offer 214_ADM_001 by Credit Union Division	\$1,455,874

		Credit Union Division	
216_ADM_001	Fund	Offer 216_ADM_001 by Insurance Division Iowa Insurance Division	\$4,517,481
553_ADM_005	Fund	Offer 553_ADM_005 by Iowa Public Employees' Retirement System Admin Governance, Plan Design and Financial Control	\$1,891,311
625_ADM_004	Fund	Offer 625_ADM_004 by Revenue, Dept of Property Tax Administration	\$1,753,204
625_ADM_008	Fund	Offer 625_ADM_008 by Revenue, Dept of Creation of the Property Assessment Appeal Board	\$277,401
625_ADM_011	Fund	Offer 625_ADM_011 by Revenue, Dept of Printing Cigarette Stamps	\$128,000
005_ADM_004	Fund	Offer 005_ADM_004 by Administrative Services Cash Management Improvement Act	\$436,250
005_ADM_005	Fund	Offer 005_ADM_005 by Administrative Services Unemployment Compensation	\$538,750
625_ADM_012	Fund	Offer 625_ADM_012 by Revenue, Dept of Collection Costs and Fees	\$27,462
625_ADM_010	Fund	Offer 625_ADM_010 by Revenue, Dept of Rebuild Iowa Infrastructure Appropriation	\$10,000,000
625_ADM_013	Fund	Offer 625_ADM_013 by Revenue, Dept of Motor Vehicle Fuel Tax-Administration	\$5,373
427_ADM_002	Fund	Offer 427_ADM_002 by Inspections & Appeals, Dept of Social & Charitable Gambling	\$85,417
427_ADM_001	Fund	Offer 427_ADM_001 by Inspections & Appeals, Dept of Targeted Small Business Certification	\$37,867
625_ADM_007	Fund	Offer 625_ADM_007 by Revenue, Dept of Local Government Tax Credit	\$159,564,562
625_ADM_001	Fund	Offer 625_ADM_001 by Revenue, Dept of Enterprise Collection Services (INTERNALLY FUNDED)	
Unfunded Priorities			
379_ADM_782	Not Fund	Offer 379_ADM_782 by Human Rights, Dept of Cultural Competence (Status African Americans)	\$75,000
532_ADM_005	Not Fund	Offer 532_ADM_005 by Management, Dept of Iowa Special Olympics	\$50,000
379_ADM_773	Not Fund	Offer 379_ADM_773 by Human Rights, Dept of Enhanced Training On Issues Of Violence Against Women	\$24,000
379_ADM_783	Not Fund	Offer 379_ADM_783 by Human Rights, Dept of Summer Enrichment Academy (Status of African Americans)	\$160,000
379_ADM_752	Not Fund	Offer 379_ADM_752 by Human Rights, Dept of Cultural Competency (Persons with Disabilities)	\$75,000
		Offer 379_ADM_772 by Human Rights, Dept of	

379_ADM_772	Not Fund	Enhanced Pre-Employment Services For Iowans In Transition	\$93,000
379_ADM_796	Not Fund	Offer 379_ADM_796 by Human Rights, Dept of Iowa Collaboration for Youth Development	\$1,600,000
005_ADM_025	Not Fund	Offer 005_ADM_025 by Administrative Services State of Iowa Wellness Program	\$100,000
642_ADM_003	Not Fund	Offer 642_ADM_003 by Office of Drug Control Policy Enhancement I to Drug Control Efforts	\$83,671
642_ADM_004	Not Fund	Offer 642_ADM_004 by Office of Drug Control Policy Enhancement II to Drug Control Efforts	\$61,882
532_ADM_004	Not Fund	Offer 532_ADM_004 by Management, Dept of Indian Settlement Officer	\$25,000

[Back to Top](#)



State of Iowa - Purchasing Results

Welcome!

Here are the fiscal year 2007 purchasing choices for **Transportation, Infrastructure, and Capitals**. The Transportation, Infrastructure, and Capitals Buying Team began its work by telling the sellers (state departments or agencies) what they wanted to buy. They did this in a "Request for Results" (see the links on the right side of this page). This document outlined the results the Buying Team wanted to be achieved and gave sellers advice about priorities and the strategies that the Buying Team believes would be most productive in producing the desired results. The "Strategy Map" shows the cause-and-effect relationships that turn our resources into results. Each Offer was submitted in response to this Request for Results.

The prioritized list of Offers you see below reflect the Governor and Lt. Governor's recommendation for how to best use the money available to achieve the best Transportation, Infrastructure, and Capitals results for Iowans. The Offers at the top of the list provide the most value; the Offers at the bottom the least value. So we use the first dollars to purchase the highest-priority Offers, and so on. A line is drawn to show where the money runs out.

Click on the "Fund" or "Not Fund" box for each Offer below to decide which ones you would buy, or not buy. See the "Amount Remaining" box to know how much you have left as you make your choices. Please note that the dollar amounts here represent *all appropriated funds*, not just State of Iowa General Fund dollars

You can also click on the link for each Offer to see the case for that Offer, as well as program and fiscal details.

Purchasing Results makes the choices clear. We must use the limited dollars to the best advantage for Iowans.

Related Links

[Purchasing Results Home Page](#)

[Overview of Purchasing Results](#)

[Request for Results](#)

[Strategy Map](#)

[Back to Summary Page](#)

Transportation, Infrastructure, and Capitals

 [Reset](#)
 [Print](#)

Budget	Funded	Remaining
\$177,305,251	\$177,305,251	\$0

Offer Number	Offer Name	Total Price
005_TRA_009	Fund <input type="checkbox"/> Offer 005_TRA_009 by Administrative Services	\$10,000,000

		Statewide Major Maintenance	
005_TRA_010	Fund	Offer 005_TRA_010 by Administrative Services Statewide Routine Maintenance	\$2,800,500
005_TRA_033	Fund	Offer 005_TRA_033 by Administrative Services Renovation of Records and Property Center	\$2,200,000
005_TRA_042	Fund	Offer 005_TRA_042 by Administrative Services Iowa Juvenile Home Power House and Associated Equipment	\$1,521,045
255_TRA_003	Fund	Offer 255_TRA_003 by Corrections Capital Corrections - Fort Dodge Residential Facility	\$1,400,000
255_TRA_004	Fund	Offer 255_TRA_004 by Corrections Capital Corrections - Davenport Residential Center & District Office	\$3,750,000
255_TRA_002	Fund	Offer 255_TRA_002 by Corrections Capital Corrections - Anamosa Food Service Renovations	\$1,840,000
285_TRA_003	Fund	Offer 285_TRA_003 by Iowa Public Television Iowa Public Television - Digital Television Conversion	\$2,300,000
	Fund	Water Quality Projects	\$20,000,000
	Fund	Implementation of Battelle Recommendations for Economic Development	\$20,000,000
285_TRA_001	Fund	Offer 285_TRA_001 by Iowa Public Television Iowa Public Television - Replacement of Analog Transmitters	\$1,425,000
255_TRA_001	Fund	Offer 255_TRA_001 by Corrections Capital Corrections - Ft. Madison Electrical Lease	\$333,168
282_TRA_001	Fund	Offer 282_TRA_001 by Education, Dept of Iowa Communications Network Part III Leases	\$2,727,000
005_TRA_026	Fund	Offer 005_TRA_026 by Administrative Services Capitol Complex Electrical Distribution System Upgrade	\$3,468,800
238_JUS_008	Fund	Offer 238_JUS_008 by Corrections-Central Office Corrections - One Time Equipment Costs	\$5,044,519
336_TRA_001	Fund	Offer 336_TRA_001 by Iowa Communications Network Iowa Communications Network Major Equipment Replacement	\$1,997,500
005_TRA_015	Fund	Offer 005_TRA_015 by Administrative Services Capitol Complex Relocation and Leasing Expenses	\$1,824,500
584_TRA_001	Fund	Offer 584_TRA_001 by Public Defense Capital Public Defense - Iowa National Guard Infrastructure Major Maintenance	\$1,500,000
584_TRA_004	Fund	Offer 584_TRA_004 by Public Defense Capital Public Defense - Iowa City Armed Forces Readiness Center	\$1,444,288
584_TRA_006	Fund	Offer 584_TRA_006 by Public Defense Capital Public Defense - Waterloo Aviation Armory Addition/Alteration	\$1,635,000
		Offer 584_TRA_003 by Public Defense Capital	

584_TRA_003	Fund	Public Defense - Camp Dodge Armed Forces Readiness Center	\$100,000
596_TRA_001	Fund	Offer 596_TRA_001 by Public Safety Capital Public Safety - Iowa Automated Fingerprint Identification System	\$550,000
005_TRA_019	Fund	Offer 005_TRA_019 by Administrative Services West Capitol Terrace Restoration/Removal of Parking Lot	\$2,300,000
005_TRA_023	Fund	Offer 005_TRA_023 by Administrative Services Pooled Technology Projects	\$3,884,940
379_TRA_001	Fund	Offer 379_TRA_001 by Human Rights, Dept of Human Rights - Infrastructure for Integrating Justice Data Systems	\$2,645,066
005_TRA_039	Fund	Offer 005_TRA_039 by Administrative Services Terrace Hill Carpet Replacement	\$55,000
005_TRA_043	Fund	Offer 005_TRA_043 by Administrative Services Terrace Hill Plaster Restoration	\$20,000
543_TRA_002	Fund	Offer 543_TRA_002 by Natural Resources Capital Natural Resources - State Park Infrastructure Renovations	\$1,000,000
584_TRA_007	Fund	Offer 584_TRA_007 by Public Defense Capital Public Defense - Spencer Armory Addition/Alteration	\$689,000
005_TRA_017	Fund	Offer 005_TRA_017 by Administrative Services Repairs to Parking Lots on the Capitol Complex	\$1,545,000
285_TRA_002	Fund	Offer 285_TRA_002 by Iowa Public Television Iowa Public Television - Uninterruptible Power Supply	\$315,000
005_TRA_012	Fund	Offer 005_TRA_012 by Administrative Services Capitol Interior and Exterior Restoration Continuation	\$6,830,000
005_TRA_014	Fund	Offer 005_TRA_014 by Administrative Services Wallace Building Renovation or Replacement Planning	\$500,000
133_TRA_001	Fund	Offer 133_TRA_001 by Department For The Blind Capitals Dept. for the Blind - Building Renovation	\$4,000,000
584_TRA_005	Fund	Offer 584_TRA_005 by Public Defense Capital Public Defense - Camp Dodge Water System Upgrade	\$750,000
005_TRA_040	Fund	Offer 005_TRA_040 by Administrative Services Woodward Resource Center Wastewater Treatment Plant	\$2,443,000
596_TRA_002	Fund	Offer 596_TRA_002 by Public Safety Capital Public Safety - Iowa State Patrol Post 8 Replacement	\$2,400,000
672_TRA_006	Fund	Offer 672_TRA_006 by Veterans Affairs Capital Veteran's Home - Capital Projects	\$6,200,000
596_TRA_003	Fund	Offer 596_TRA_003 by Public Safety Capital Public Safety - Fire Service Regional Training Facilities	\$3,000,000
282_TRA_002	Fund	Offer 282_TRA_002 by Education, Dept of Education - Community College Infrastructure	\$2,000,000
616_TRA_006	Fund	Offer 616_TRA_006 by Regents Capital Board of Regents Capitals	\$10,000,000

645_TRA_003	Fund	Offer 645_TRA_003 by Transportation, Dept of Dept. of Transportation - Recreational Trails	\$1,000,000
645_TRA_003	Fund	Offer 645_TRA_003 by Transportation, Dept of Dept. of Transportation - Commercial Air Service Airports	\$1,000,000
645_TRA_003	Fund	Offer 645_TRA_003 by Transportation, Dept of Dept. of Transportation - General Aviation Airports	\$750,000
259_EDU_001	Fund	Offer 259_EDU_001 by Cultural Affairs, Dept of Cultural Affairs - Battle Flags	\$220,000
259_EDU_001	Fund	Offer 259_EDU_001 by Cultural Affairs, Dept of Cultural Affairs - Historic Site Preservation Grants	\$800,000
	Fund	Iowa State Fair	\$1,000,000
	Fund	Economic Development - Community Attraction and Tourism	\$12,000,000
269_ECO_003	Fund	Offer 269_ECO_003 by Economic Development, Dept of Economic Development - Job Training for New and Existing Employees	\$4,000,000
	Fund	Corrections - Ft. Madison Prison Planning	\$500,000
543_TRA_001	Fund	Offer 543_TRA_001 by Natural Resources Capital Natural Resources - Iowa's Special Areas - Public Private Partnerships	\$1,500,000
	Fund	Cultural Affairs - Capital Projects Through Great Places	\$1,000,000
	Fund	Board of Regents Tuition Replacement	\$9,680,321
	Fund	Treasurer - Prison Infrastructure Fund	\$5,416,604
672_TRA_007	Fund	Offer 672_TRA_007 by Veterans Affairs Capital Iowa Veterans Cemetery Construction (FEDERALLY FUNDED)	
Unfunded Priorities			
467_TRA_001	Not Fund	Offer 467_TRA_001 by Law Enforcement Academy Iowa Law Enforcement Academy -Dorm Updates/Student computer center	\$507,000
584_TRA_008	Not Fund	Offer 584_TRA_008 by Public Defense Capital Public Defense - Ottumwa Armory Addition/Alteration	\$689,000
005_TRA_022	Not Fund	Offer 005_TRA_022 by Administrative Services East Capitol Parking Lot 13 Restoration	\$3,410,000
005_TRA_021	Not Fund	Offer 005_TRA_021 by Administrative Services Capitol Complex Property Acquisition Services	\$1,150,000
005_TRA_011	Not Fund	Offer 005_TRA_011 by Administrative Services Complex Pedestrian/Utility Tunnel Repairs	\$5,309,200
005_TRA_031	Not Fund	Offer 005_TRA_031 by Administrative Services Planning for the Renovation of Grimes State Office Building	\$750,000
005_TRA_034	Not Fund	Offer 005_TRA_034 by Administrative Services Renovation of 1000 E. Grand for Asbestos Abatement	\$15,000,000

543_TRA_004	Not Fund	Offer 543_TRA_004 by Natural Resources Capital Natural Resources - Renewable Energy From Waste	\$1,500,000
543_TRA_003	Not Fund	Offer 543_TRA_003 by Natural Resources Capital Natural Resources - Statewide Digital Topographic Mapping	\$1,500,000
005_TRA_035	Not Fund	Offer 005_TRA_035 by Administrative Services Pooled Technology Support	\$1,500,000
005_TRA_020	Not Fund	Offer 005_TRA_020 by Administrative Services Replace Court Avenue Bridge	\$5,665,000
584_TRA_002	Not Fund	Offer 584_TRA_002 by Public Defense Capital Public Defense - National Guard Future Construction Investment Funding	\$500,000
401_TRA_018	Not Fund	Offer 401_TRA_018 by Human Services Department of Human Services Capitals	\$166,800
005_TRA_018	Not Fund	Offer 005_TRA_018 by Administrative Services Site Implementation Planning Services - Capitol Complex	\$100,000
005_TRA_038	Not Fund	Offer 005_TRA_038 by Administrative Services Depreciation Account	\$132,000
005_TRA_041	Not Fund	Offer 005_TRA_041 by Administrative Services Iowa Juvenile School Home New Education & Infirmary Building	\$8,130,668
547_TRA_001	Not Fund	Offer 547_TRA_001 by Parole Board Parole Board Capitals	\$250,000
672_TRA_005	Not Fund	Offer 672_TRA_005 by Veterans Affairs Capital Veteran's Home - Major Maintenance Projects	\$979,900
543_TRA_005	Not Fund	Offer 543_TRA_005 by Natural Resources Capital Natural Resources - Regional Office Construction	\$2,500,000
255_TRA_007	Not Fund	Offer 255_TRA_007 by Corrections Capital Corrections - Major Maintenance Projects	\$35,657,000
	Not Fund	State Treasurer - County Fairs Improvements	\$1,060,000

Back to Top

