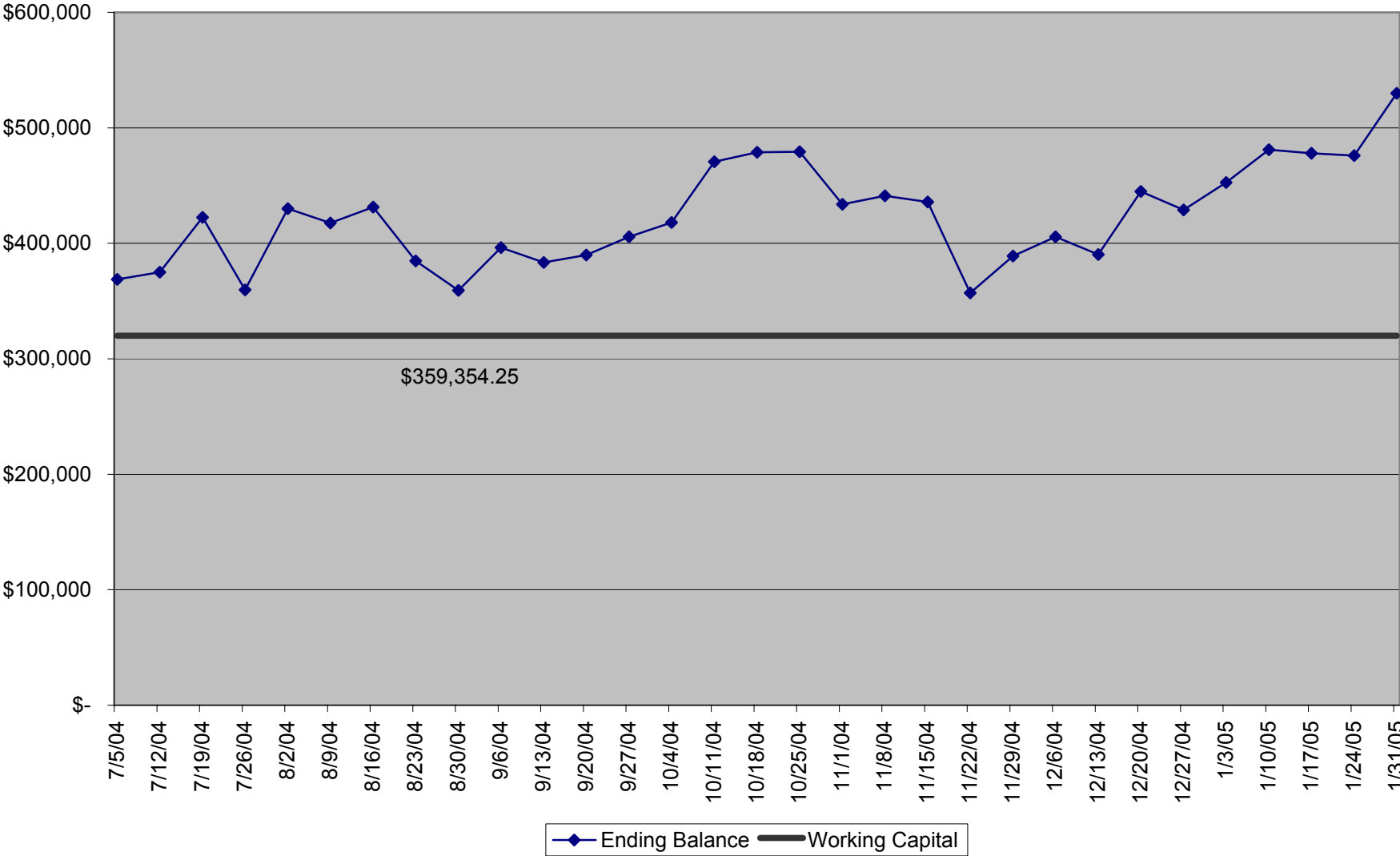


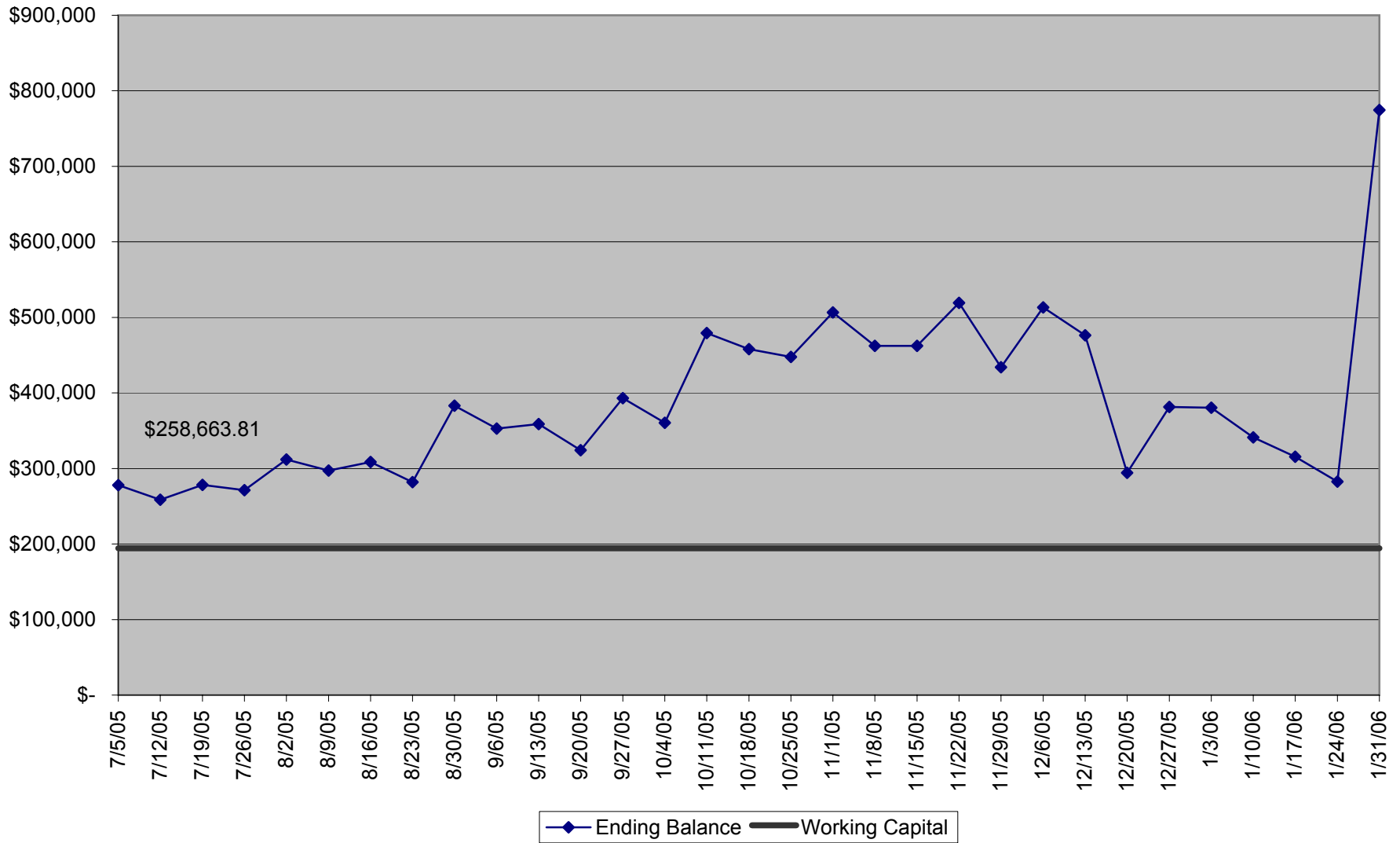
DAS GSE Printing (Fund 0666): Ending Balance



DAS GSE Printing: Fund 0666

Date	Ending Balance	Working Capital
07/05/04	\$ 368,802.35	\$ 320,079.15
07/12/04	\$ 375,045.94	\$ 320,079.15
07/19/04	\$ 422,508.00	\$ 320,079.15
07/26/04	\$ 359,750.79	\$ 320,079.15
08/02/04	\$ 430,137.94	\$ 320,079.15
08/09/04	\$ 417,527.16	\$ 320,079.15
08/16/04	\$ 431,356.26	\$ 320,079.15
08/23/04	\$ 384,743.70	\$ 320,079.15
08/30/04	\$ 359,354.25	\$ 320,079.15
09/06/04	\$ 396,279.97	\$ 320,079.15
09/13/04	\$ 383,351.56	\$ 320,079.15
09/20/04	\$ 389,783.89	\$ 320,079.15
09/27/04	\$ 405,526.85	\$ 320,079.15
10/04/04	\$ 418,093.55	\$ 320,079.15
10/11/04	\$ 470,614.76	\$ 320,079.15
10/18/04	\$ 478,806.51	\$ 320,079.15
10/25/04	\$ 479,292.56	\$ 320,079.15
11/01/04	\$ 433,843.45	\$ 320,079.15
11/08/04	\$ 441,110.29	\$ 320,079.15
11/15/04	\$ 435,787.23	\$ 320,079.15
11/22/04	\$ 356,945.48	\$ 320,079.15
11/29/04	\$ 389,008.21	\$ 320,079.15
12/06/04	\$ 405,528.49	\$ 320,079.15
12/13/04	\$ 390,215.95	\$ 320,079.15
12/20/04	\$ 444,867.15	\$ 320,079.15
12/27/04	\$ 429,002.07	\$ 320,079.15
01/03/05	\$ 452,711.61	\$ 320,079.15
01/10/05	\$ 480,986.28	\$ 320,079.15
01/17/05	\$ 477,910.91	\$ 320,079.15
01/24/05	\$ 476,024.51	\$ 320,079.15
01/31/05	\$ 529,906.75	\$ 320,079.15
02/07/05		

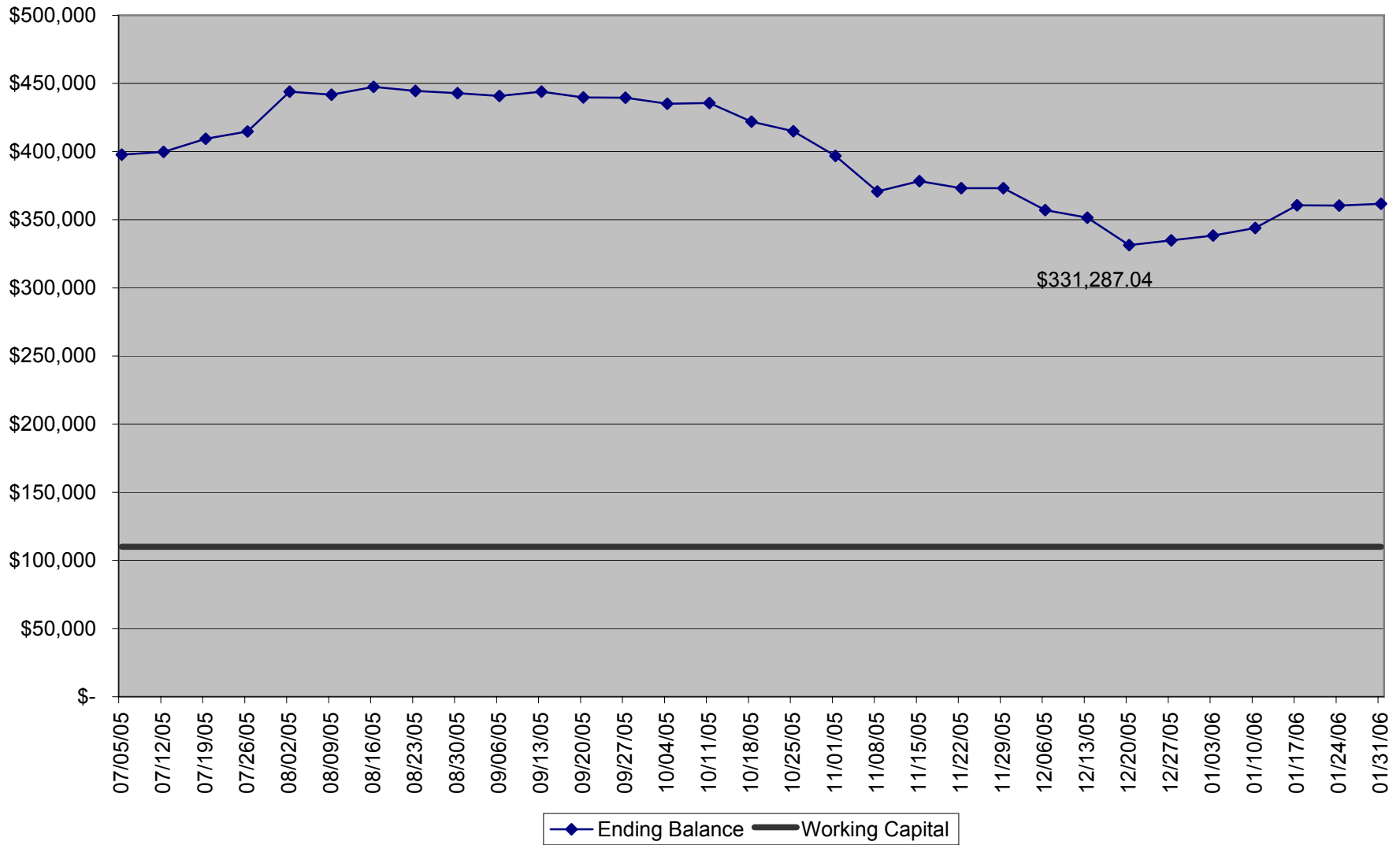
DAS GSE Purchasing (Fund 0660): Ending Balance



GAS GSE Purchasing: Fund 0660

Date	Ending Balance	Working Capital
07/05/05	\$ 277,908.14	\$ 194,376.60
07/12/05	\$ 258,663.81	\$ 194,376.60
07/19/05	\$ 278,401.82	\$ 194,376.60
07/26/05	\$ 271,347.82	\$ 194,376.60
08/02/05	\$ 311,730.51	\$ 194,376.60
08/09/05	\$ 297,231.33	\$ 194,376.60
08/16/05	\$ 308,437.96	\$ 194,376.60
08/23/05	\$ 282,038.73	\$ 194,376.60
08/30/05	\$ 383,115.63	\$ 194,376.60
09/06/05	\$ 352,875.48	\$ 194,376.60
09/13/05	\$ 358,712.73	\$ 194,376.60
09/20/05	\$ 324,244.76	\$ 194,376.60
09/27/05	\$ 393,143.88	\$ 194,376.60
10/04/05	\$ 360,483.83	\$ 194,376.60
10/11/05	\$ 479,137.60	\$ 194,376.60
10/18/05	\$ 457,848.47	\$ 194,376.60
10/25/05	\$ 447,663.89	\$ 194,376.60
11/01/05	\$ 506,603.42	\$ 194,376.60
11/08/05	\$ 462,311.23	\$ 194,376.60
11/15/05	\$ 462,271.40	\$ 194,376.60
11/22/05	\$ 519,336.92	\$ 194,376.60
11/29/05	\$ 434,117.82	\$ 194,376.60
12/06/05	\$ 513,376.75	\$ 194,376.60
12/13/05	\$ 476,326.27	\$ 194,376.60
12/20/05	\$ 294,196.68	\$ 194,376.60
12/27/05	\$ 381,541.86	\$ 194,376.60
01/03/06	\$ 380,600.78	\$ 194,376.60
01/10/06	\$ 341,132.94	\$ 194,376.60
01/17/06	\$ 315,648.46	\$ 194,376.60
01/24/06	\$ 282,525.30	\$ 194,376.60
01/31/06	\$ 774,685.38	\$ 194,376.60

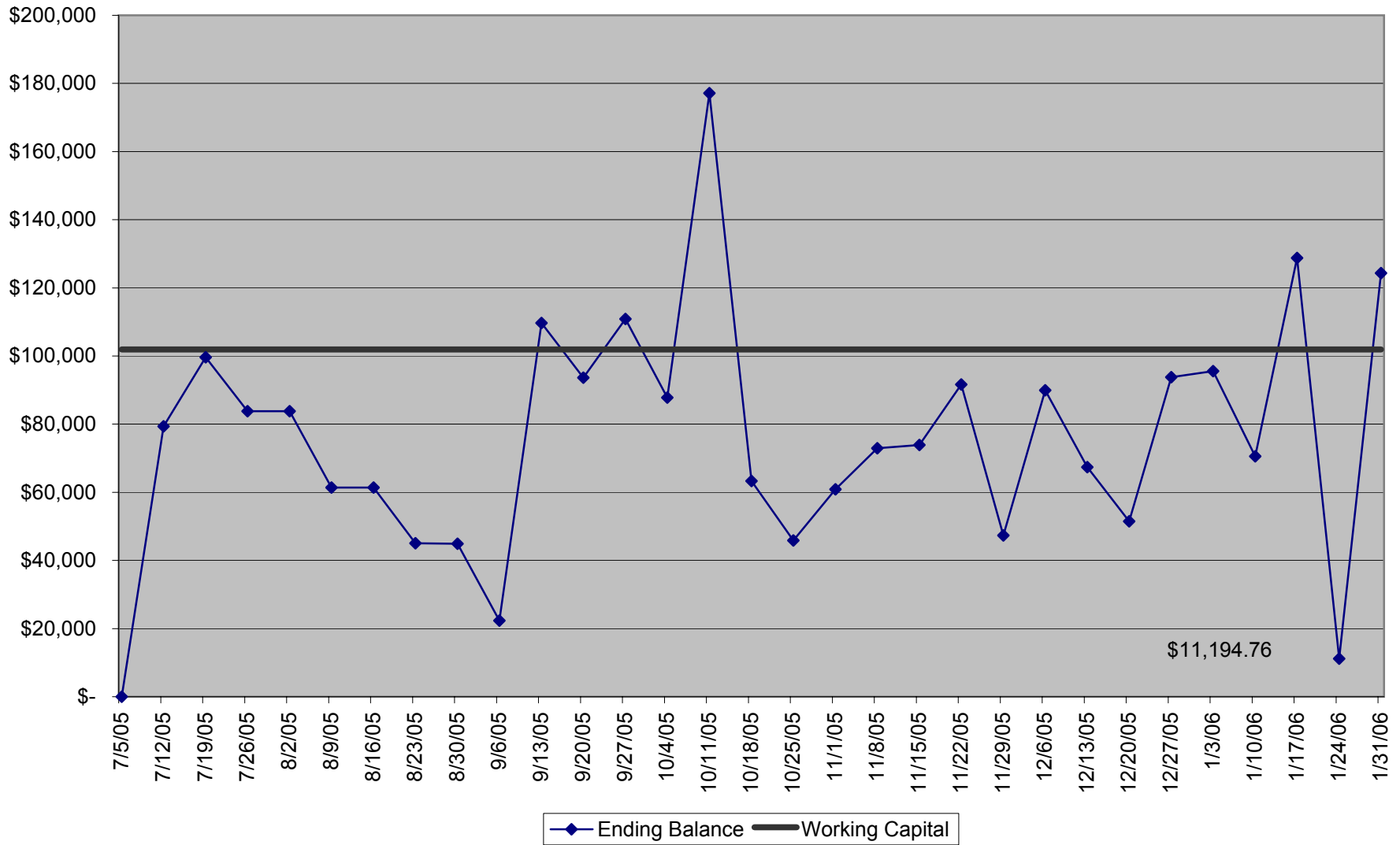
DAS HRE Training (Fund 0008): Ending Balance



DAS HRE Training: Fund 0008

Date	Ending Balance	Working Capital
07/05/05	\$ 397,733.67	\$ 110,037.57
07/12/05	\$ 399,854.49	\$ 110,037.57
07/19/05	\$ 409,469.06	\$ 110,037.57
07/26/05	\$ 414,841.55	\$ 110,037.57
08/02/05	\$ 444,011.32	\$ 110,037.57
08/09/05	\$ 441,661.57	\$ 110,037.57
08/16/05	\$ 447,522.61	\$ 110,037.57
08/23/05	\$ 444,477.72	\$ 110,037.57
08/30/05	\$ 442,905.04	\$ 110,037.57
09/06/05	\$ 440,857.93	\$ 110,037.57
09/13/05	\$ 444,013.55	\$ 110,037.57
09/20/05	\$ 439,751.14	\$ 110,037.57
09/27/05	\$ 439,482.46	\$ 110,037.57
10/04/05	\$ 435,064.18	\$ 110,037.57
10/11/05	\$ 435,567.97	\$ 110,037.57
10/18/05	\$ 421,969.95	\$ 110,037.57
10/25/05	\$ 415,029.84	\$ 110,037.57
11/01/05	\$ 396,823.88	\$ 110,037.57
11/08/05	\$ 370,691.38	\$ 110,037.57
11/15/05	\$ 378,304.78	\$ 110,037.57
11/22/05	\$ 373,184.80	\$ 110,037.57
11/29/05	\$ 373,152.27	\$ 110,037.57
12/06/05	\$ 357,038.04	\$ 110,037.57
12/13/05	\$ 351,594.30	\$ 110,037.57
12/20/05	\$ 331,287.04	\$ 110,037.57
12/27/05	\$ 334,856.61	\$ 110,037.57
01/03/06	\$ 338,341.81	\$ 110,037.57
01/10/06	\$ 343,886.79	\$ 110,037.57
01/17/06	\$ 360,546.14	\$ 110,037.57
01/24/06	\$ 360,391.11	\$ 110,037.57
01/31/06	\$ 361,648.32	\$ 110,037.57

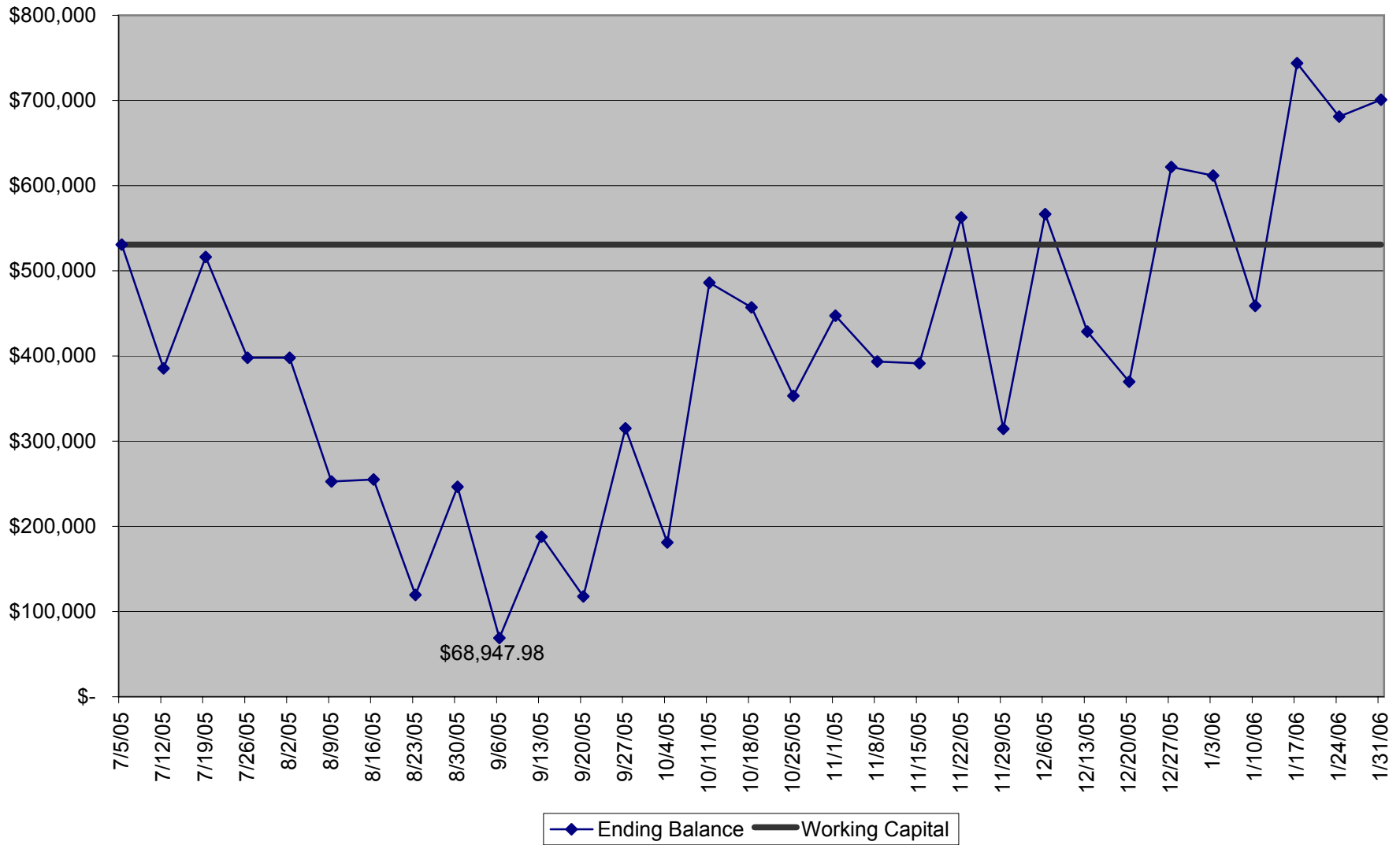
DAS GSE Mail Operations (Fund 0670): Ending Balance



DAS GSE Mail Operations: Fund 0670

Date	Ending Balance	Working Capital
07/05/05	\$ -	\$ 101,943.08
07/12/05	\$ 79,342.57	\$ 101,943.08
07/19/05	\$ 99,655.14	\$ 101,943.08
07/26/05	\$ 83,795.02	\$ 101,943.08
08/02/05	\$ 83,795.02	\$ 101,943.08
08/09/05	\$ 61,389.97	\$ 101,943.08
08/16/05	\$ 61,389.97	\$ 101,943.08
08/23/05	\$ 45,055.81	\$ 101,943.08
08/30/05	\$ 44,888.76	\$ 101,943.08
09/06/05	\$ 22,338.93	\$ 101,943.08
09/13/05	\$ 109,685.65	\$ 101,943.08
09/20/05	\$ 93,665.49	\$ 101,943.08
09/27/05	\$ 110,872.56	\$ 101,943.08
10/04/05	\$ 87,821.15	\$ 101,943.08
10/11/05	\$ 177,117.72	\$ 101,943.08
10/18/05	\$ 63,325.89	\$ 101,943.08
10/25/05	\$ 45,847.56	\$ 101,943.08
11/01/05	\$ 60,908.00	\$ 101,943.08
11/08/05	\$ 72,947.42	\$ 101,943.08
11/15/05	\$ 73,920.16	\$ 101,943.08
11/22/05	\$ 91,647.37	\$ 101,943.08
11/29/05	\$ 47,337.07	\$ 101,943.08
12/06/05	\$ 89,971.22	\$ 101,943.08
12/13/05	\$ 67,357.39	\$ 101,943.08
12/20/05	\$ 51,464.99	\$ 101,943.08
12/27/05	\$ 93,768.01	\$ 101,943.08
01/03/06	\$ 95,579.67	\$ 101,943.08
01/10/06	\$ 70,535.16	\$ 101,943.08
01/17/06	\$ 128,746.96	\$ 101,943.08
01/24/06	\$ 11,194.76	\$ 101,943.08
01/31/06	\$ 124,301.27	\$ 101,943.08

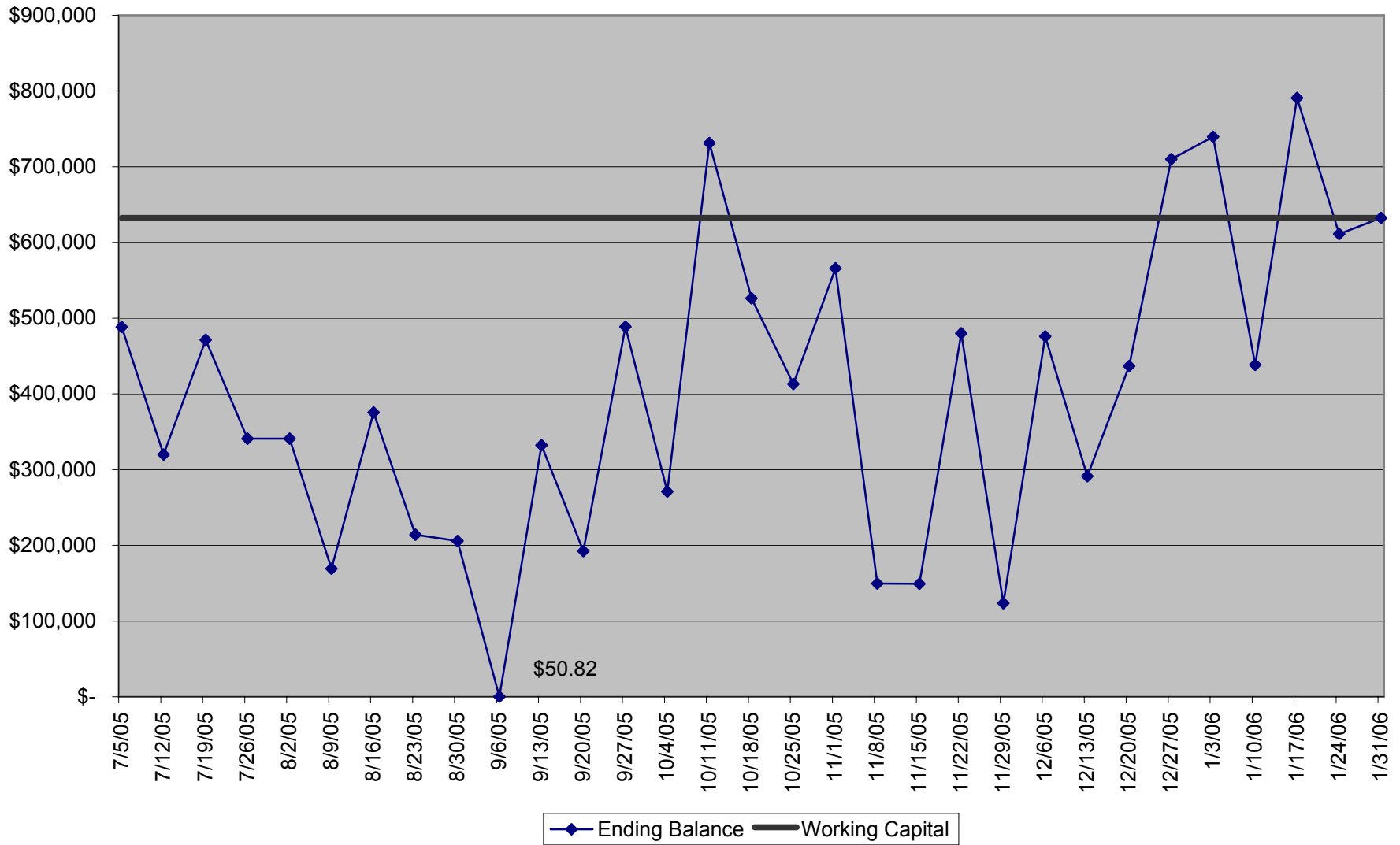
DAS HRE Operations (Fund 0672): Ending Balance



DAS HRE Operations: Fund 0672

Date	Ending Balance	Working Capital
07/05/05	\$ 530,728.16	\$ 530,728.16
07/12/05	\$ 385,582.99	\$ 530,728.16
07/19/05	\$ 516,219.33	\$ 530,728.16
07/26/05	\$ 397,807.86	\$ 530,728.16
08/02/05	\$ 397,807.86	\$ 530,728.16
08/09/05	\$ 252,639.47	\$ 530,728.16
08/16/05	\$ 255,028.55	\$ 530,728.16
08/23/05	\$ 119,416.18	\$ 530,728.16
08/30/05	\$ 246,565.80	\$ 530,728.16
09/06/05	\$ 68,947.98	\$ 530,728.16
09/13/05	\$ 187,765.13	\$ 530,728.16
09/20/05	\$ 117,687.41	\$ 530,728.16
09/27/05	\$ 315,231.23	\$ 530,728.16
10/04/05	\$ 181,189.15	\$ 530,728.16
10/11/05	\$ 486,128.99	\$ 530,728.16
10/18/05	\$ 457,066.86	\$ 530,728.16
10/25/05	\$ 353,159.14	\$ 530,728.16
11/01/05	\$ 447,210.45	\$ 530,728.16
11/08/05	\$ 393,542.74	\$ 530,728.16
11/15/05	\$ 391,307.23	\$ 530,728.16
11/22/05	\$ 562,792.12	\$ 530,728.16
11/29/05	\$ 314,519.36	\$ 530,728.16
12/06/05	\$ 566,654.82	\$ 530,728.16
12/13/05	\$ 428,822.19	\$ 530,728.16
12/20/05	\$ 369,729.18	\$ 530,728.16
12/27/05	\$ 621,898.93	\$ 530,728.16
01/03/06	\$ 611,798.13	\$ 530,728.16
01/10/06	\$ 458,907.65	\$ 530,728.16
01/17/06	\$ 743,706.81	\$ 530,728.16
01/24/06	\$ 681,003.97	\$ 530,728.16
01/31/06	\$ 700,998.47	\$ 530,728.16

DAS GSE Operations (Fund 0674): Ending Balance



DAS GSE Operations: Fund 0674

Date	Ending Balance	Working Capital
07/05/05	\$ 488,146.40	\$ 632,445.44
07/12/05	\$ 319,770.58	\$ 632,445.44
07/19/05	\$ 471,318.51	\$ 632,445.44
07/26/05	\$ 340,930.28	\$ 632,445.44
08/02/05	\$ 340,959.28	\$ 632,445.44
08/09/05	\$ 169,083.77	\$ 632,445.44
08/16/05	\$ 375,460.48	\$ 632,445.44
08/23/05	\$ 213,924.01	\$ 632,445.44
08/30/05	\$ 205,690.44	\$ 632,445.44
09/06/05	\$ 50.82	\$ 632,445.44
09/13/05	\$ 332,017.98	\$ 632,445.44
09/20/05	\$ 192,354.91	\$ 632,445.44
09/27/05	\$ 488,760.54	\$ 632,445.44
10/04/05	\$ 270,852.47	\$ 632,445.44
10/11/05	\$ 731,264.25	\$ 632,445.44
10/18/05	\$ 526,277.10	\$ 632,445.44
10/25/05	\$ 413,045.01	\$ 632,445.44
11/01/05	\$ 565,806.82	\$ 632,445.44
11/08/05	\$ 149,576.39	\$ 632,445.44
11/15/05	\$ 149,186.38	\$ 632,445.44
11/22/05	\$ 479,961.87	\$ 632,445.44
11/29/05	\$ 123,319.37	\$ 632,445.44
12/06/05	\$ 475,849.06	\$ 632,445.44
12/13/05	\$ 291,155.30	\$ 632,445.44
12/20/05	\$ 436,727.82	\$ 632,445.44
12/27/05	\$ 710,076.20	\$ 632,445.44
01/03/06	\$ 739,470.19	\$ 632,445.44
01/10/06	\$ 438,442.77	\$ 632,445.44
01/17/06	\$ 790,991.61	\$ 632,445.44
01/24/06	\$ 610,945.90	\$ 632,445.44
01/31/06	\$ 632,538.91	\$ 632,445.44