



Mental Health Institutes

State Resource Centers

Civil Commitment Unit for Sexual Offenders

February 11, 2014

Mental Health Institutes

The four Mental Health Institutes (MHI) are:

- Cherokee
- Clarinda
- Independence
- Mount Pleasant

Mental Health Institutes

- All four provide acute inpatient psychiatric treatment for adults with severe symptoms of mental illness
 - Such as schizophrenia, bi-polar disorder, major depression
- Cherokee and Independence provide acute inpatient psychiatric services for children. And Independence also operates a Psychiatric Medical Institution For Children (PMIC)
- Clarinda provides gero-psychiatric services
- Mount Pleasant provides substance use disorder residential treatment services
- Mount Pleasant also provides dual diagnosis services for adults with mental illness and substance use disorders

MHI: Operational Beds By Program

SFY 13

Facility	Adult Psychiatric	Child/ Adolescent Psychiatric	PMIC	Gero-Psychiatric	Dual	Substance Abuse	TOTAL # of Beds	ADC* For Total Beds
Cherokee	24	12					36	29
Clarinda	15			20			35	29
Independence	40	20	15				75	46
Mount Pleasant	9				19	50	78	60
Total	88	32	15	20	19	50	224	164

* ADC is average daily census.

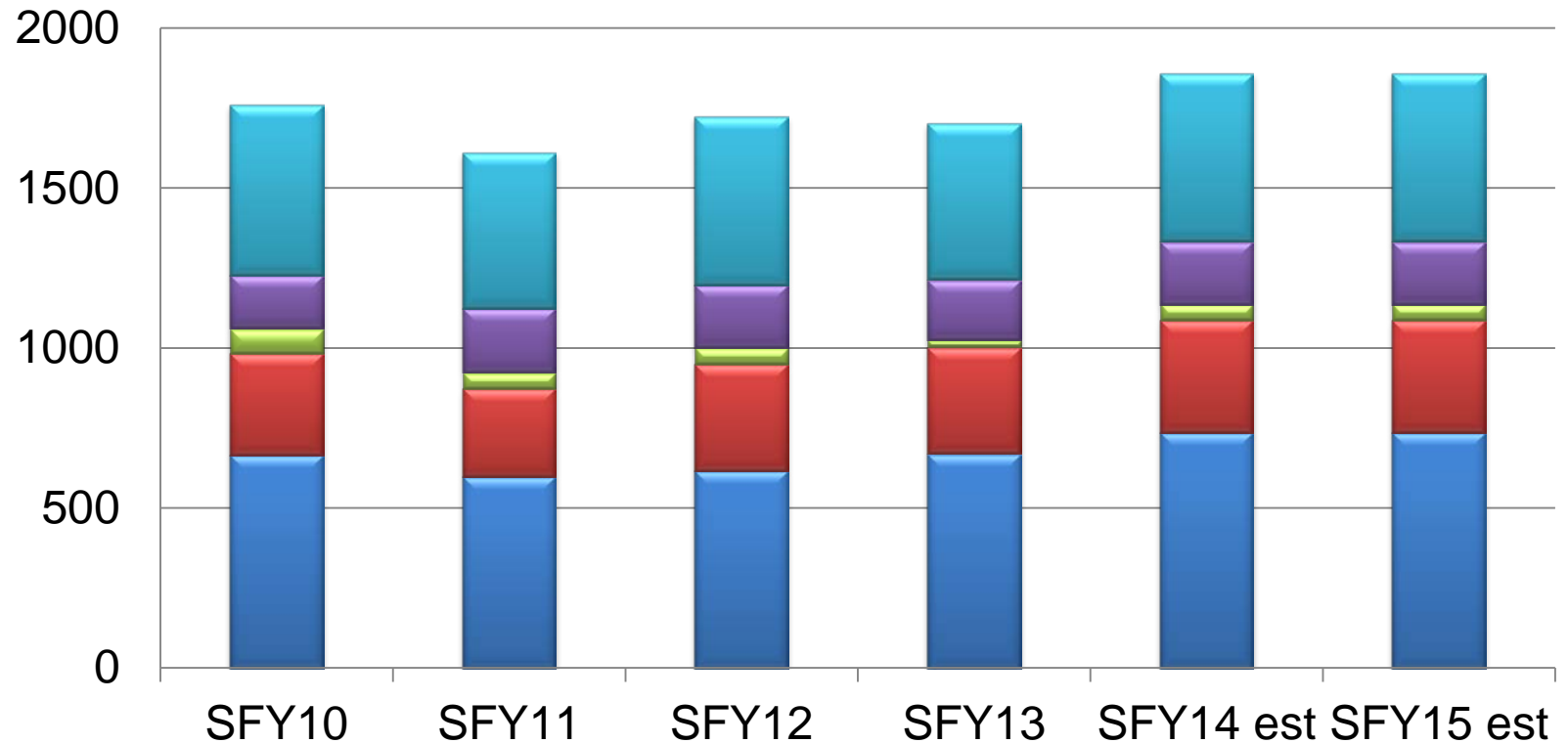
MHI: Number of Persons Served SFY 13

Facility	Adult Psychiatric	Child/ Adolescent Psychiatric	PMIC	Gero-Psychiatric	Dual	Substance Abuse	TOTAL
Cherokee	231	266					497
Clarinda	294			21			315
Independence	136	80	37				253
Mount Pleasant	86				203	528	817
Total	747	346	37	21	203	528	1,882

- Independence and Cherokee operate school programs for the children and adolescents they serve in the in-patient psychiatric and PMIC programs
- Independence SFY 13 admissions lower due to extensive remodeling

MHI: Admissions

- Adult Psychiatric
- Children/Adolescent
- PMIC
- Dual Diagnosis
- Substance Abuse



MHI: Average Patient Profile

- The majority of individuals served are involuntarily committed.
- Adults are in their thirties or forties and have an average length of stay between 11 and 119 days.
- Children and adolescents in both our psychiatric inpatient and the PMIC program are in their teens. The average length of stay in the inpatient service is 11 - 30 days while the average length of stay of in the PMIC program is 143 days.
- Individuals in our Gero-psychiatric unit have had 15 prior placements and will likely need this level of care for the rest of their lives. Ages range from 41 to 81 years. The average length of stay is 3 years 8 months.

MHI: Licensure & Accreditation

- All MHIs are:
 - Licensed as acute care hospitals and are surveyed on a regular basis by the Department of Inspections and Appeals.
 - Certified by the Centers for Medicare & Medicaid Services (CMS).
- Cherokee and Independence are also National Joint Commission Accredited.
- The Mount Pleasant substance abuse treatment program is licensed by the Department of Public Health.
- The PMIC program is licensed by the Department of Inspections and Appeals.

MHI: Staff Composition

- Treatment and Direct Care
 - 41 percent are direct care
 - 29 percent are treatment professionals
- Support
 - 9 percent are maintenance
 - 10 percent are other support staff
- Administrative Support
 - 11 percent are administrative

MHI: Campus

Facility	Buildings	Acres	Tenants
Cherokee	11	209	<ul style="list-style-type: none">• 8 tenants operate programs on Cherokee campus
Clarinda	17	170	<ul style="list-style-type: none">• Co-campused Dept. of Corrections (DOC) 795-bed prison & 147-bed minimum security• 5 tenants operate programs on Clarinda campus
Independence	4	277	<ul style="list-style-type: none">• 4 tenants operate programs on Independence campus• 70.4 acres managed by Iowa Prison Industries
Mount Pleasant	7	152	<ul style="list-style-type: none">• Co-campused DOC 914-bed prison

MHI: Cost of Care

SFY13

Facility	Per Diem	Episode of Care	Total /State Cost Per Client
Cherokee			\$532,714/\$512,720
Adult Psych	\$882	\$30,656	
Child/Adolescent	\$792	\$ 8,278	
Clarinda			\$298,404/\$296,814
Adult Psych	\$837	\$10,621	
Gero-Psych	\$660	\$212,129	
Independence			\$509,626/\$447,027
Adult Psych	\$957	\$68,669	
Child/Adolescent	\$1,218	\$45,437	
PMIC	\$746	\$70,408	
Mount Pleasant			\$150, 636/\$115,251
Adult Psych	\$635	\$21,905	
Dual	\$635	\$16,745	
30-day Sub Use Disorder	\$199	\$ 5,228	

MHI: SFY15 Budgets

Facility	Program & Configuration	SFY15 Budgeted Bed Capacity	SFY15 Governor Request	Staff FTEs	Total Estimated SFY15 Budget
Cherokee		36	\$6,031,934	169.2	\$16,803,633
	Adult Psych	24			
	Child/Adolescent	12			
Clarinda		35	\$6,787,309	86.1	\$8,791,115
	Adult Psych	15			
	Gero-Psych	20			
Independence		75	\$10,484,386	233	\$22,137,429
	Adult Psych	40			
	Gero-Psych	20			
	PMIC	15			
Mount Pleasant		78	\$1,417,796	97.3	\$9,291,542
	Adult Psych	9			
	30-day Sub Use Disorder	50			
	Dual Diagnosis	19			
Totals		224	\$24,721,425	586	\$57,023,719

State Resource Centers

- Glenwood (GRC) and Woodward (WRC) are licensed as Intermediate Care Facilities for Persons with Intellectual Disabilities.
- Each State Resource Center (SRC) provides residential active treatment services designed to mitigate or remediate the individuals' challenges related to their disability.
 - Medical, pharmacy, vocational, behavioral, occupational therapy, physical therapy, and etc. are provided.
- In compliance with the Conner Consent Decree, SRC admissions occur when no community-based provider is able to meet an individual service needs.

State Resource Centers

- SFY13: 444 individuals received ICF/ID services
 - Glenwood served 263 individuals
 - Woodward served 181 individuals
- The SRC also provide limited diagnostic and evaluation services.
- Each SRC provides Home and Community Based Waiver Services. These services are paid by the Medicaid Program.
 - GRC served 26 individuals in SFY13
 - WRC served 40 individuals in SFY13

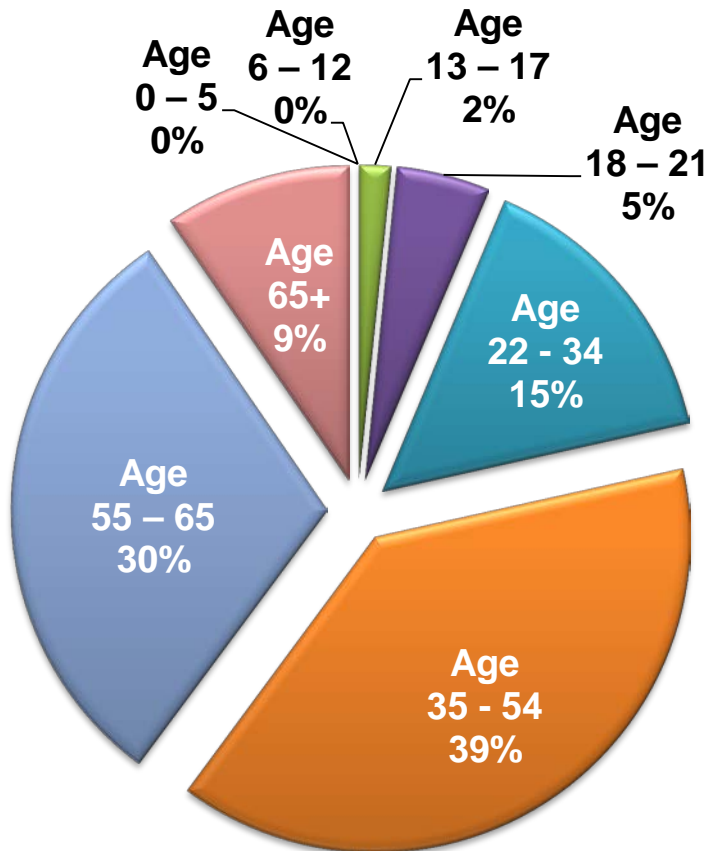
SRC: Profile of Individuals Served

- In addition to serving individuals with severe intellectual disabilities, these individuals may also have:
 - Significant behavior challenges
 - Dual occurring mental illness
 - Serious medical issues
 - Life threatening eating and swallowing disorders
 - Seizure disorder
- GRC serves more medically fragile individuals
- WRC provides the Adaptive Pro-social Performance Learning Environment (APPLE) program for sex offenders

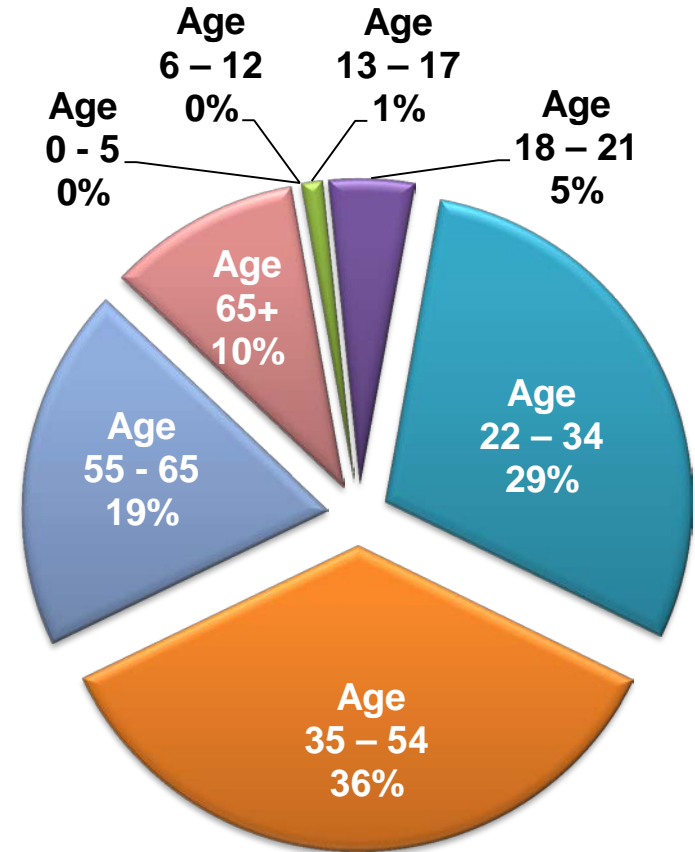
SRC: Individuals Served

Total Number of Residents Served in SFY13: 444

GRC Individuals Served by Age in SFY13
Total: 263

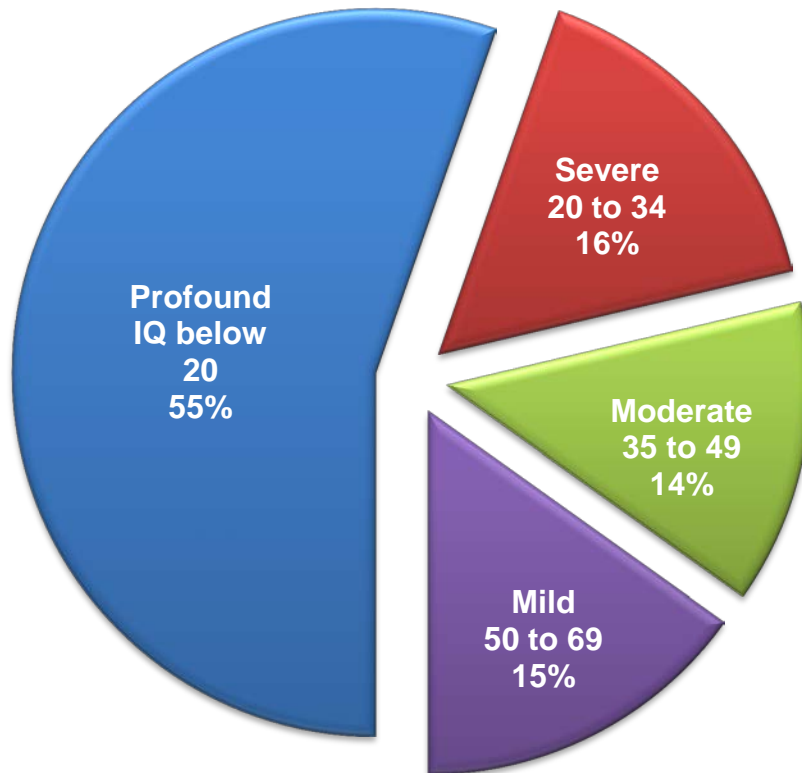


WRC Individuals Served by Age in SFY13
Total: 181

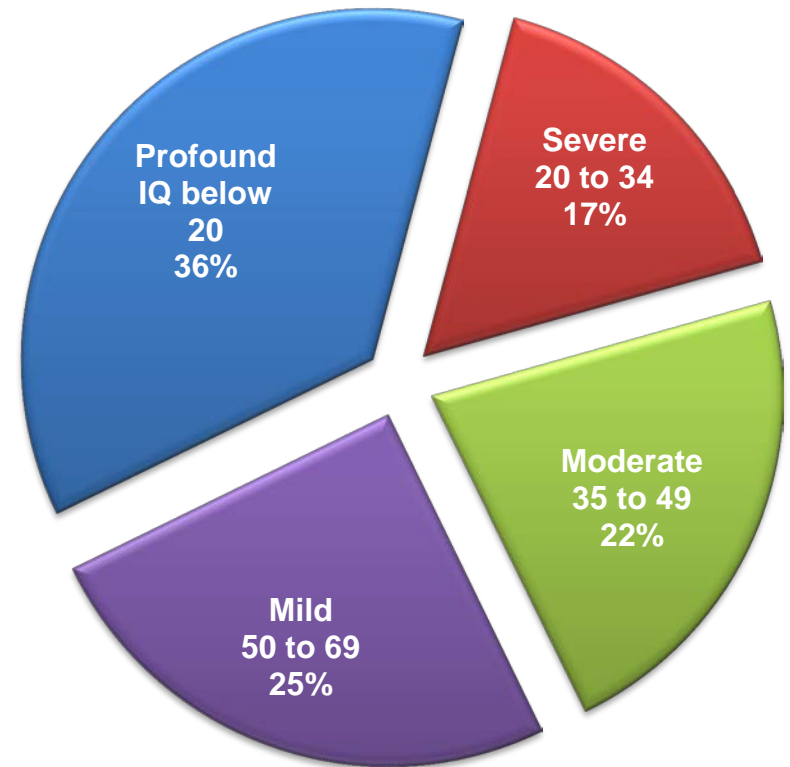


SRC: Resident Functioning Levels

**GRC Intellectual Functioning Level
in SFY13**



**WCR Intellectual Functioning Level
in SFY13**



SRC: Licensure

The SRC are certified as Medicaid Intermediate Care Facilities for Individuals with Intellectual Disabilities (ICFs/ID) and as such must meet stringent federal Medicaid standards. They are regularly surveyed by the Department of Inspections and Appeals.

SRC: Staff Composition

- Treatment and Direct Care
 - 67 percent are direct care
 - 13 percent are treatment professionals
- Support Staff
 - 5 percent are maintenance
 - 7 percent are other support staff
- Administrative Support Staff
 - 8 percent are administrative

SRC: Campus

Facility	Buildings	Acres	Tenants
Glenwood	95	231	<ul style="list-style-type: none">• 11 tenants operate programs on GRC campus
Woodward	92	1,144	<ul style="list-style-type: none">• 2 tenants operate programs on WRC campus• 461 acres are managed by Iowa Prison Industries

SRC: SFY15 Budget

Facility	SFY15 Budgeted Year-End Census	SFY 15 Governor Request	Staffing (FTEs)	Total Estimated SFY15 Budget
Glenwood	231	\$21,695,266	859.1	\$73,522,741
Woodward	146	\$14,855,693	652.5	\$53,900,602
Total	377	\$36,550,959	1,512	\$127,423,343

- Consistent with the goal of serving individuals in the least restrictive setting with community supports, the SFY15 budget includes the reduction of 12 beds in each facility at the end of the year.

SRC: Cost per Care SFY13

Facility	Per Diem	Total/State Cost Per Client
Glenwood	\$ 803	\$298,876/\$73,128
Woodward	\$ 817	\$335,159/\$67,972

- SRC per diem is a bundled rate and covers the total cost of on-campus services including physician, medication, dental, and other medical care.
- Community based ICF/ID do not include medical costs in their per diems. These services are billed separately to the Medicaid program by medical providers.

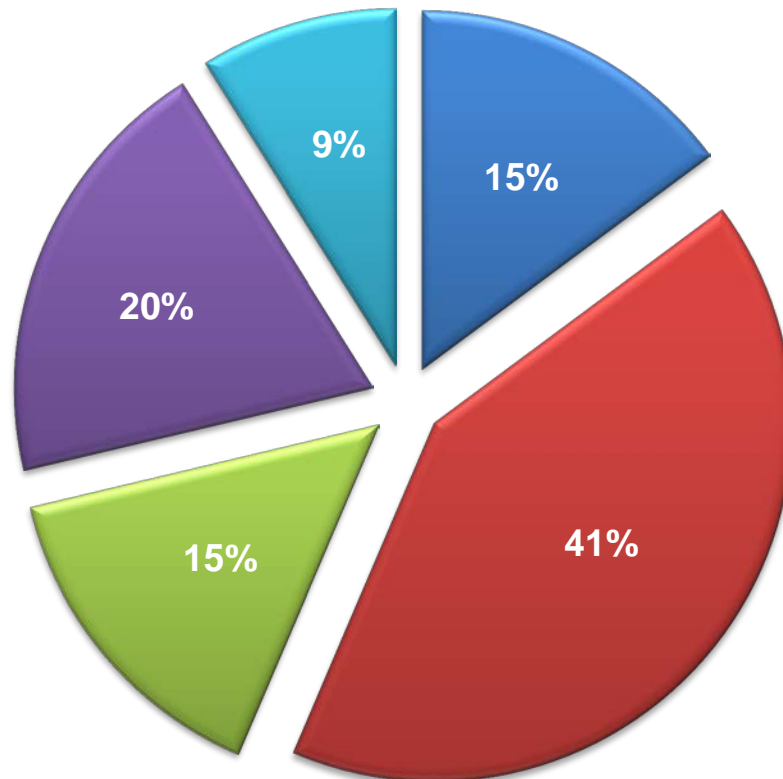
Civil Commitment Unit for Sexual Offenders

- Civil Commitment Unit for Sexual Offenders (CCUSO) is a secure facility located on the Cherokee MHI campus and provides highly structured inpatient treatment for violent sexual predators
- Courts have determined programs, like CCUSO, comply with the US Constitution only if treatment services are provided
- CCUSO has a 5 phase treatment program that includes group and individual therapy, educational programming, and physiological assessments.
- Prior to discharge, the court has the option to place a patient in transitional release, Phase 5. Patients begin to live and work more independently with CCUSO staff maintain involvement with patients providing supervision, treatment and assessment as patients begin developing connections with community providers.

CCUSO: Patient Treatment Phases

SFY13

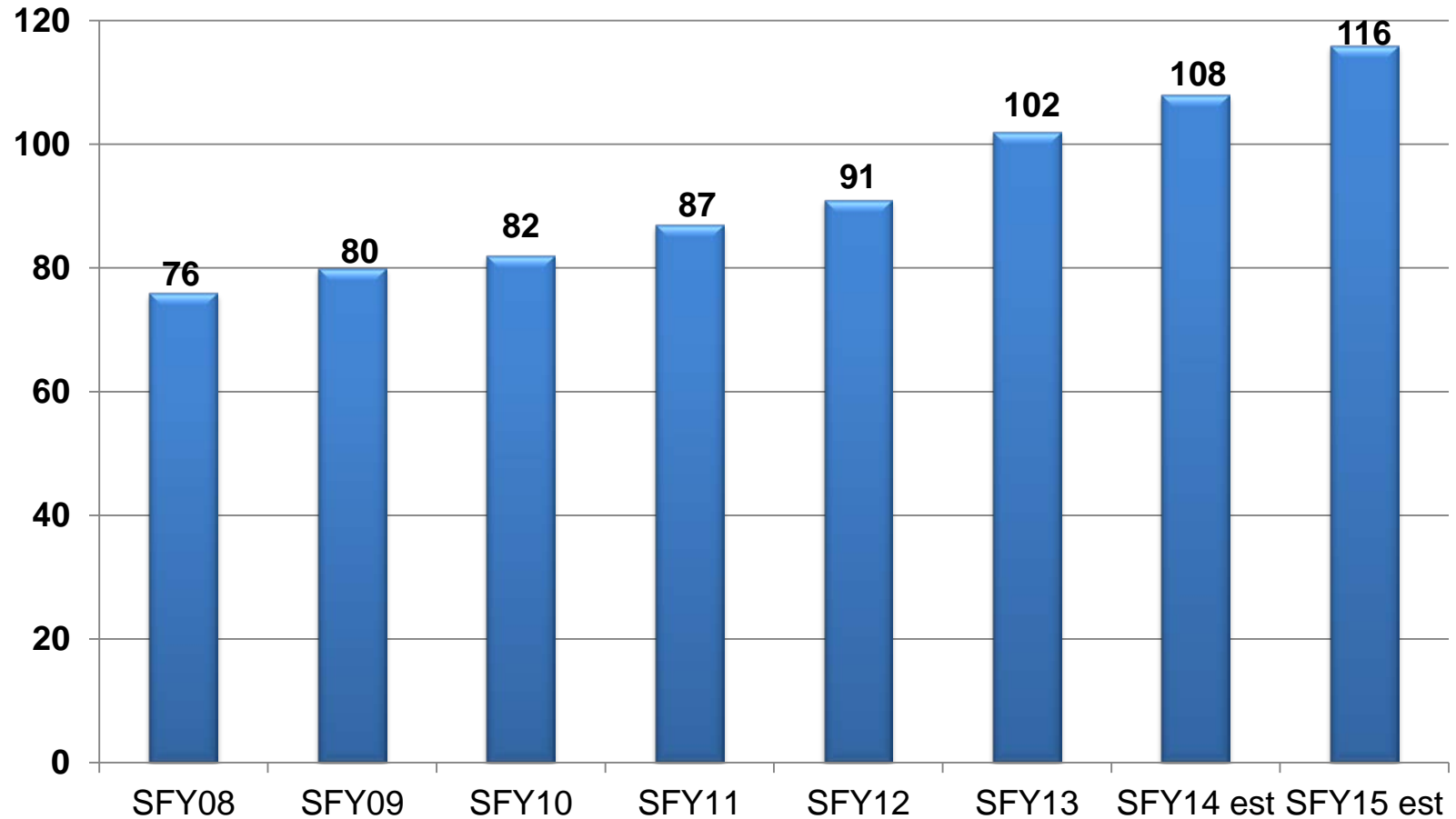
■ Phase 1 (15%) ■ Phase 2 (41%) ■ Phase 3 (15%)
■ Phase 4 (20%) ■ Phase 5 (9%)



CCUSO: Admissions

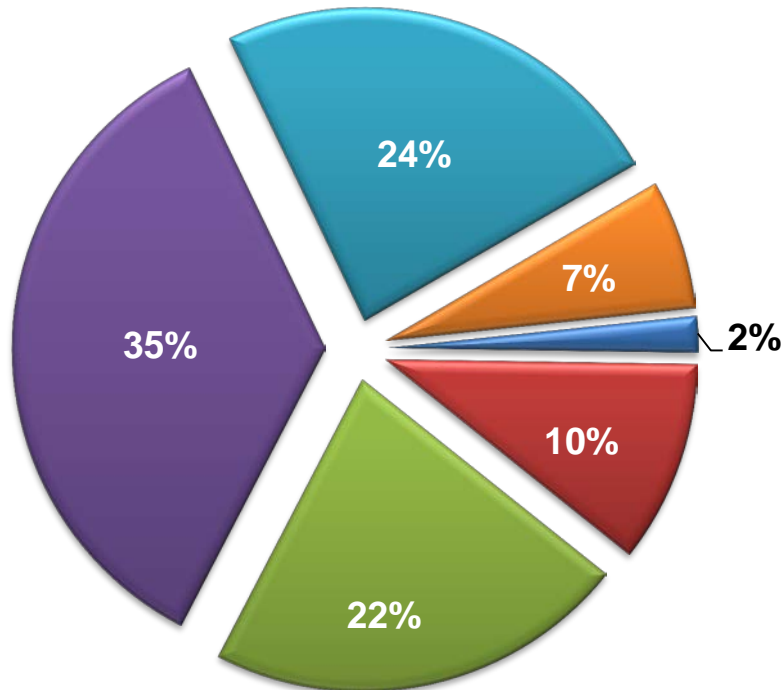
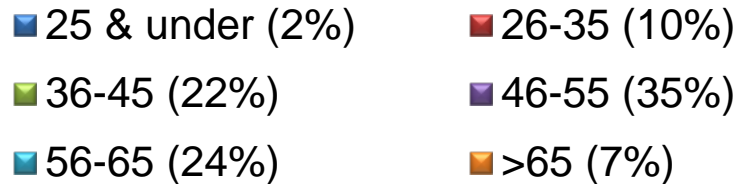
- CCUSO patients have served their prison terms, but have been found in a separate civil trial to be likely to commit further violent sexual offenses and to be in need of treatment.
 - Per Code, prior to an inmate discharging their sentence, there is a evaluation team of DOC, AG and experts to identify those that civil commitment should be initiated.
 - Post discharge and while in the process of being committed, the individual is served at the Newton Medium Security facility.
- Because these individuals are court ordered to CCUSO, DHS must admit the individual.

CCUSO: Census Trend of Number Served



CCUSO: Profile of Patients

Age of Patients Served in SFY13



- All patients are male.
- Ages range from 20 to 79 with the average age of 51.
- The average patient has one or more chronic medical conditions and is on several prescribed medications.

CCUSO: Staff Composition

- Treatment and Direct Care
 - 76 percent are direct care
 - 17 percent are treatment professionals
- Support Staff
 - 2 percent (maintenance, dietary, laundry, & other support services provided through Cherokee MHI staff)
- Administrative
 - 5 percent are administrative

CCUSO: SFY15 Budget

Facility	SFY 15 Budgeted Bed Capacity	SFY 15 Governor Request	Staffing (FTEs)	Total Estimated SFY15 Budget
CCUSO	116	\$9,923,563	128.5	\$9,926,563

SFY13:

- Per diem cost: \$252
- Total/State Cost per Client: \$91,735/\$91,705



For more information contact:

Rick Shults, Administrator
Iowa DHS-Division of MHDS
Hoover Building, 5SE
1305 E. Walnut Street
Des Moines, IA 50319-0114

Or visit the [DHS website SFY15 Budget Report](#)