

Nursing Staff in Hospitals  
Legislative Study Committee  
Demographic Trends in Nursing  
October 18, 2005

Iowa Board of Nursing  
Lorinda K. Inman, RN, MSN  
Executive Director

Licensed Nurses

• RNs	39,423
• LPNs	10,588
Total	50,011

Employed in Nursing

• RNs	
Full-time	23,175
Part-time	8,926
• LPNs	
Full-time	5,285
Part-time	1,843

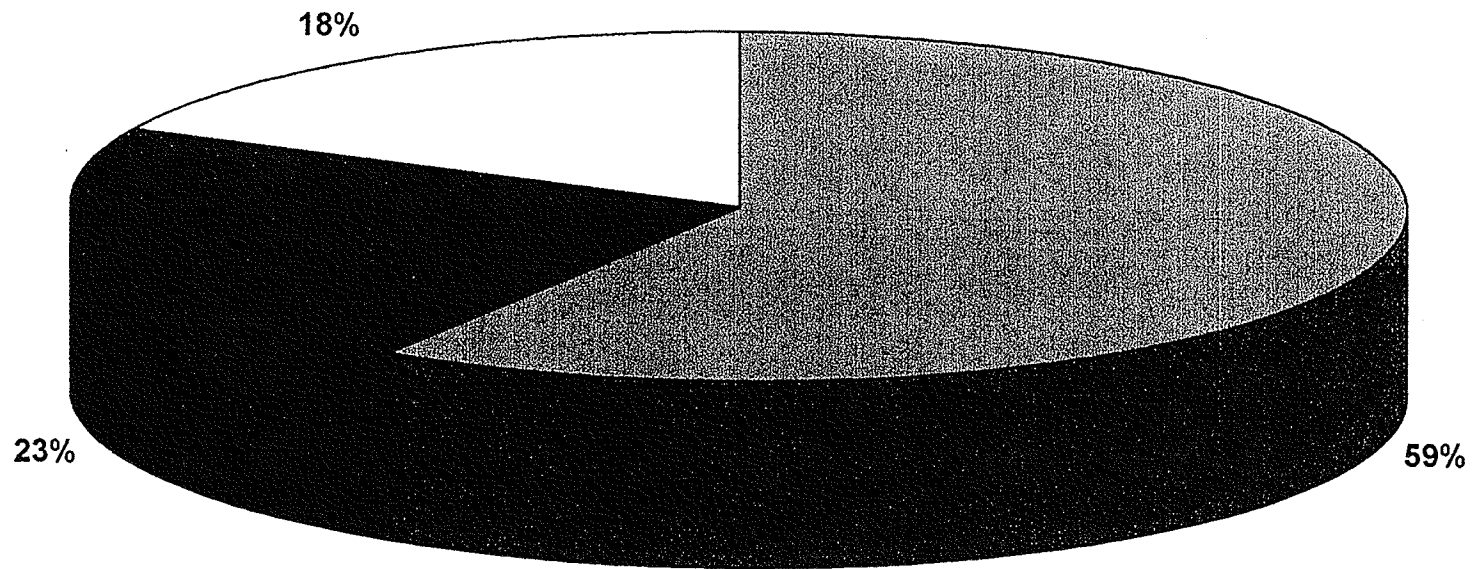
- [Basic Employment Statistics](#)
- [RN Employment Status](#)
- [RN Fields of Employment](#)
- [RN Practice](#)
- [RN Position in Acute Care](#)

- [LPN Employment Status](#)
- [LPN Field of Employment](#)

Attachments

- Map of residence
- RN Population by County of Employment
- LPN Population by County of Employment

## Breakdown of Employment Status for RNs

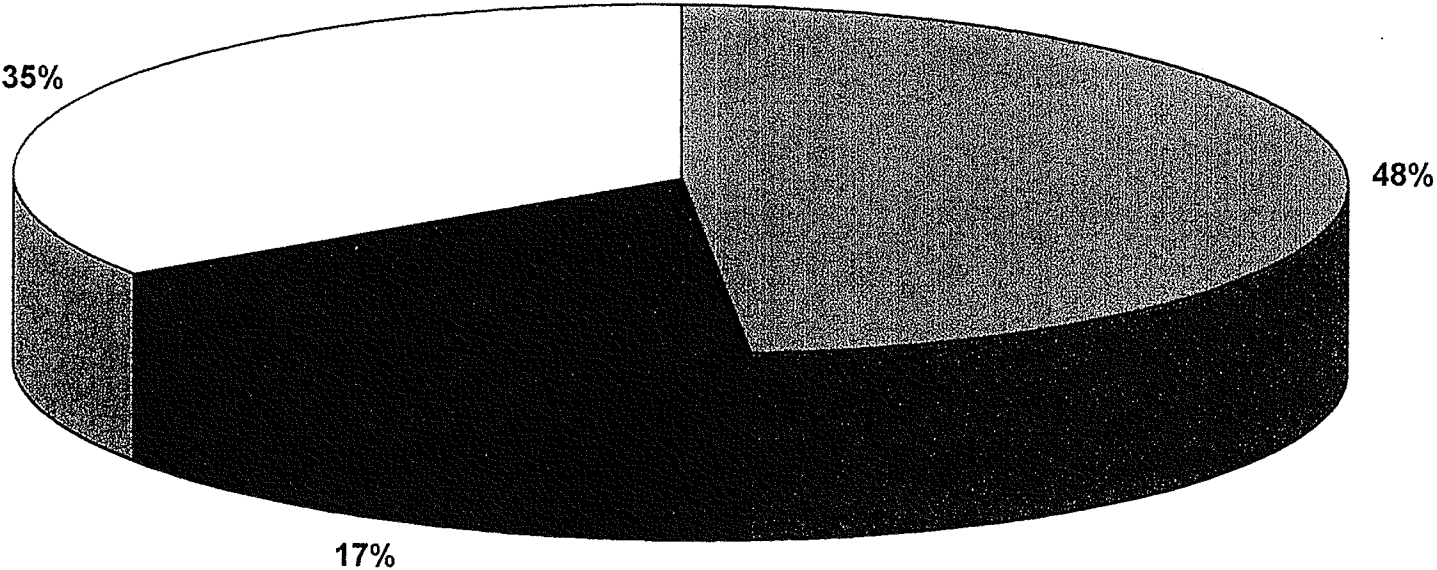


■ RN Full time

■ RN Part time

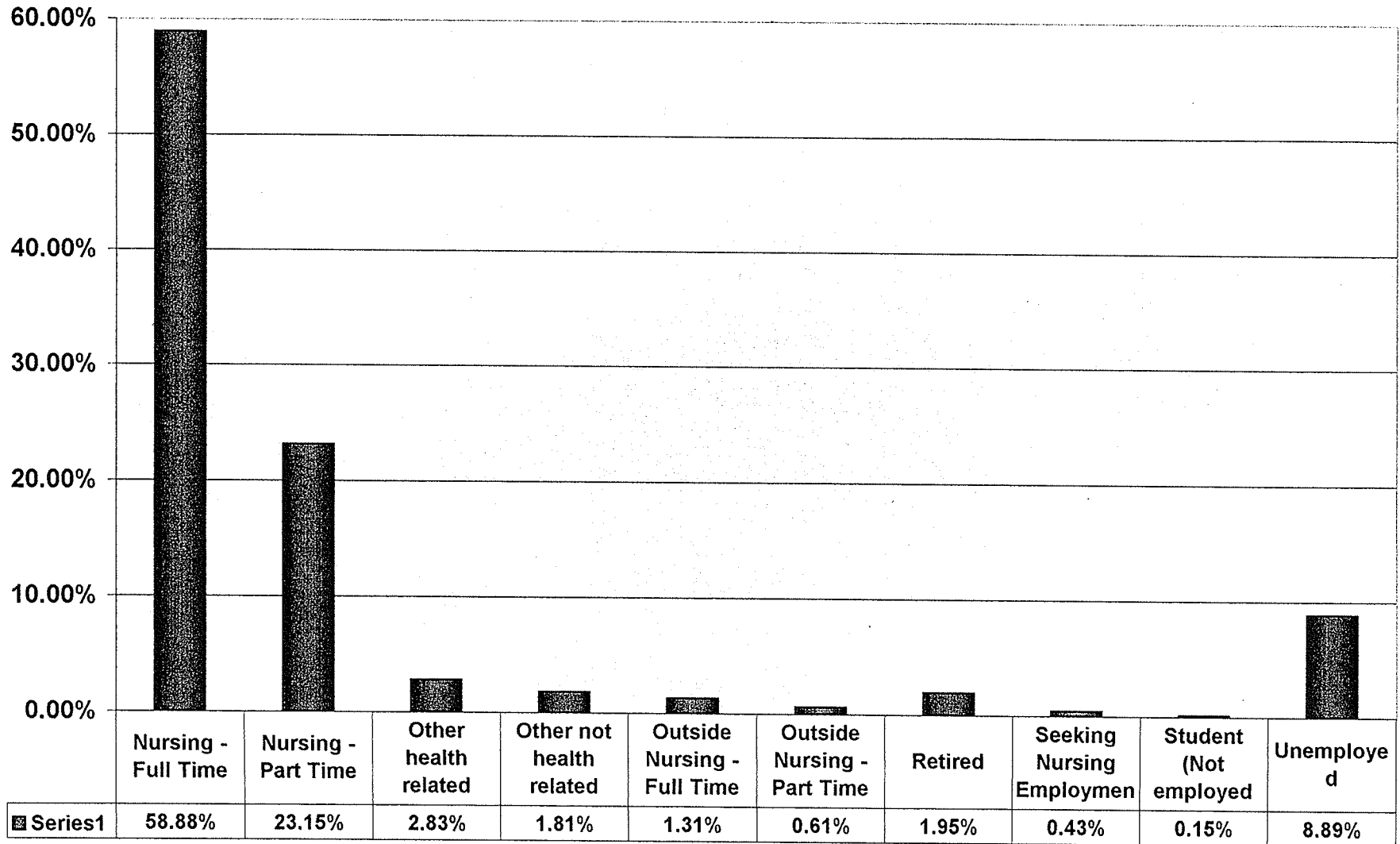
□ RN Other

# Breakdown of Employment Status for LPNs

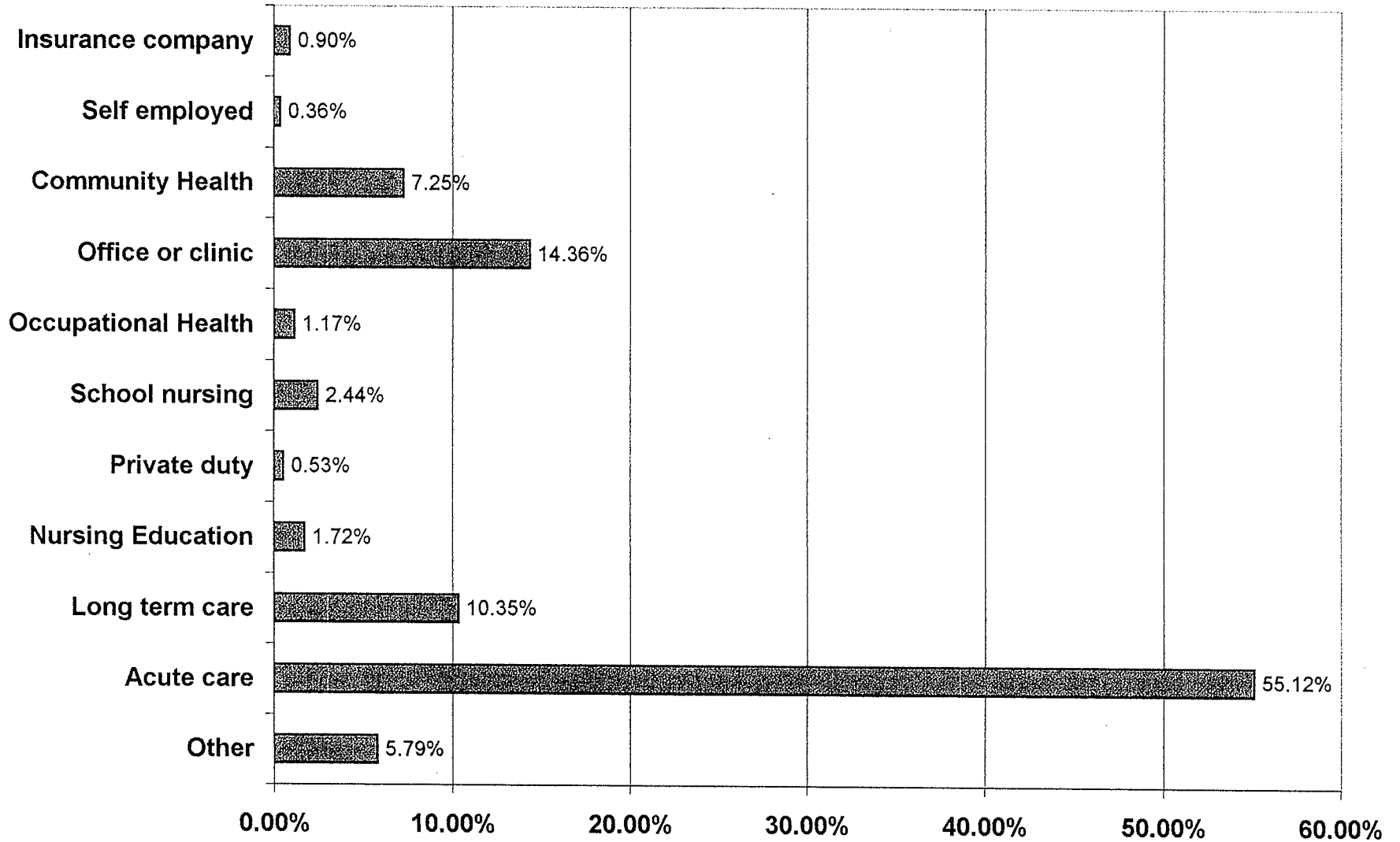


■ LPN Full time      ■ LPN Part time      □ LPN Other

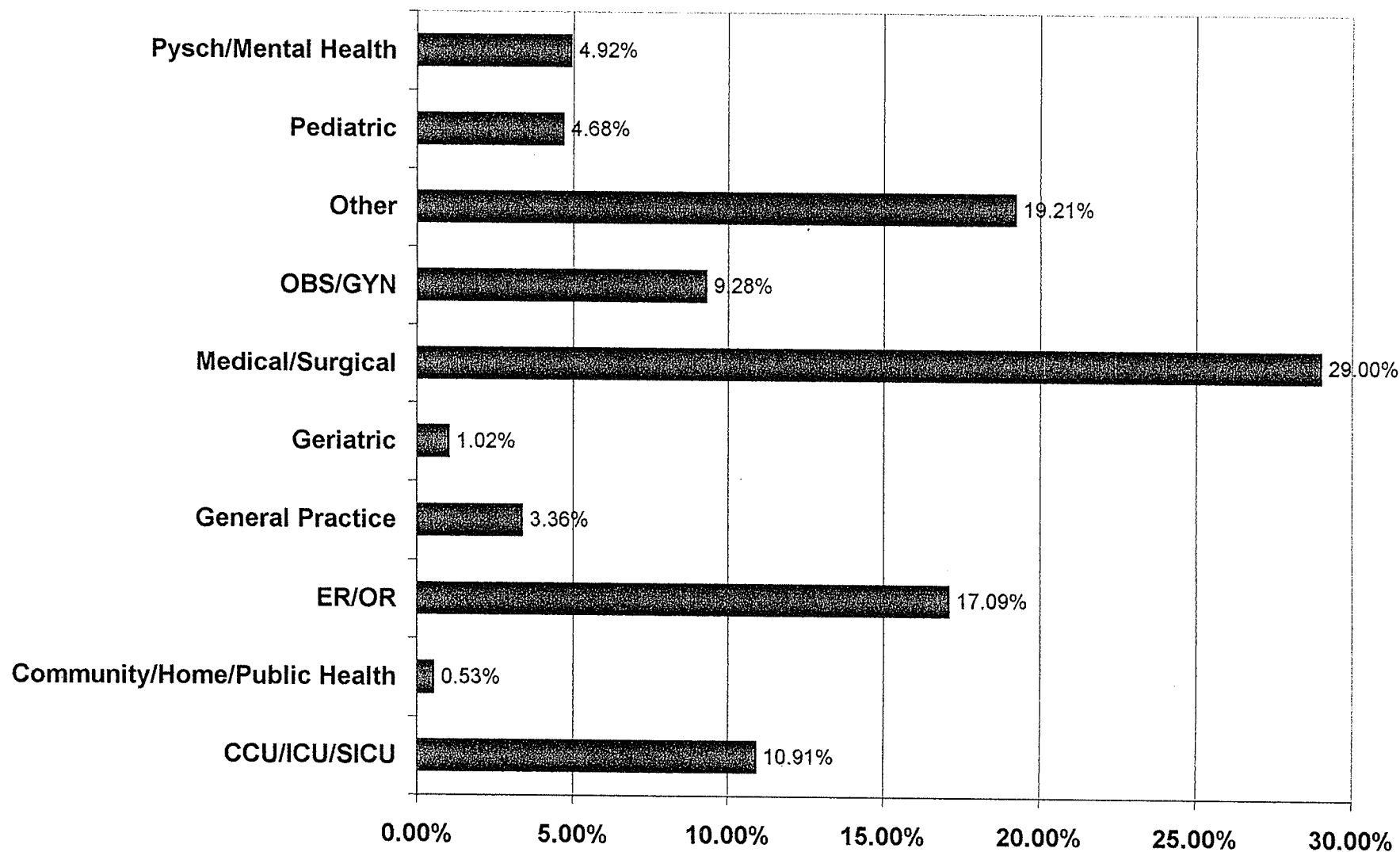
## RN Employment Status



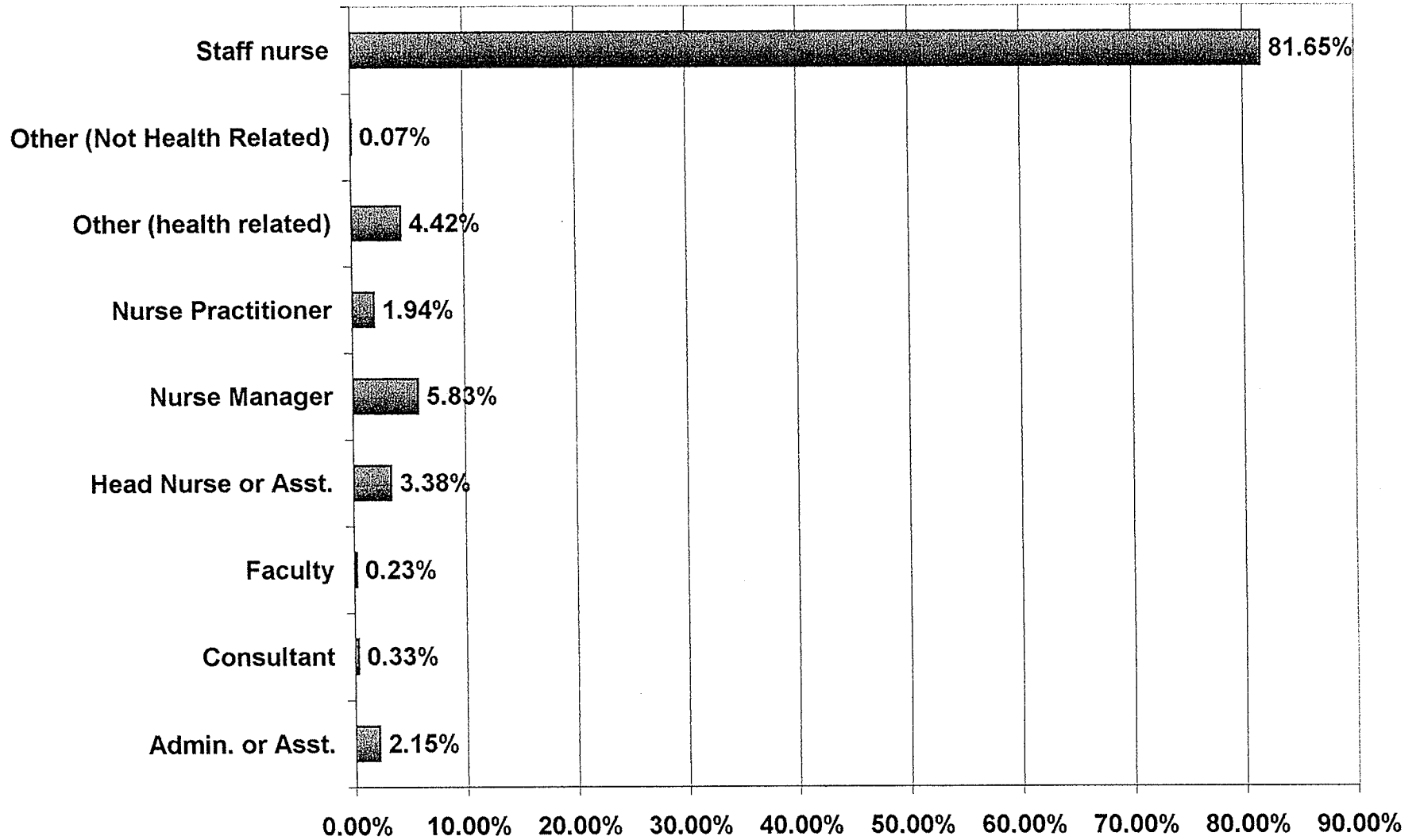
## RN Field of Employment



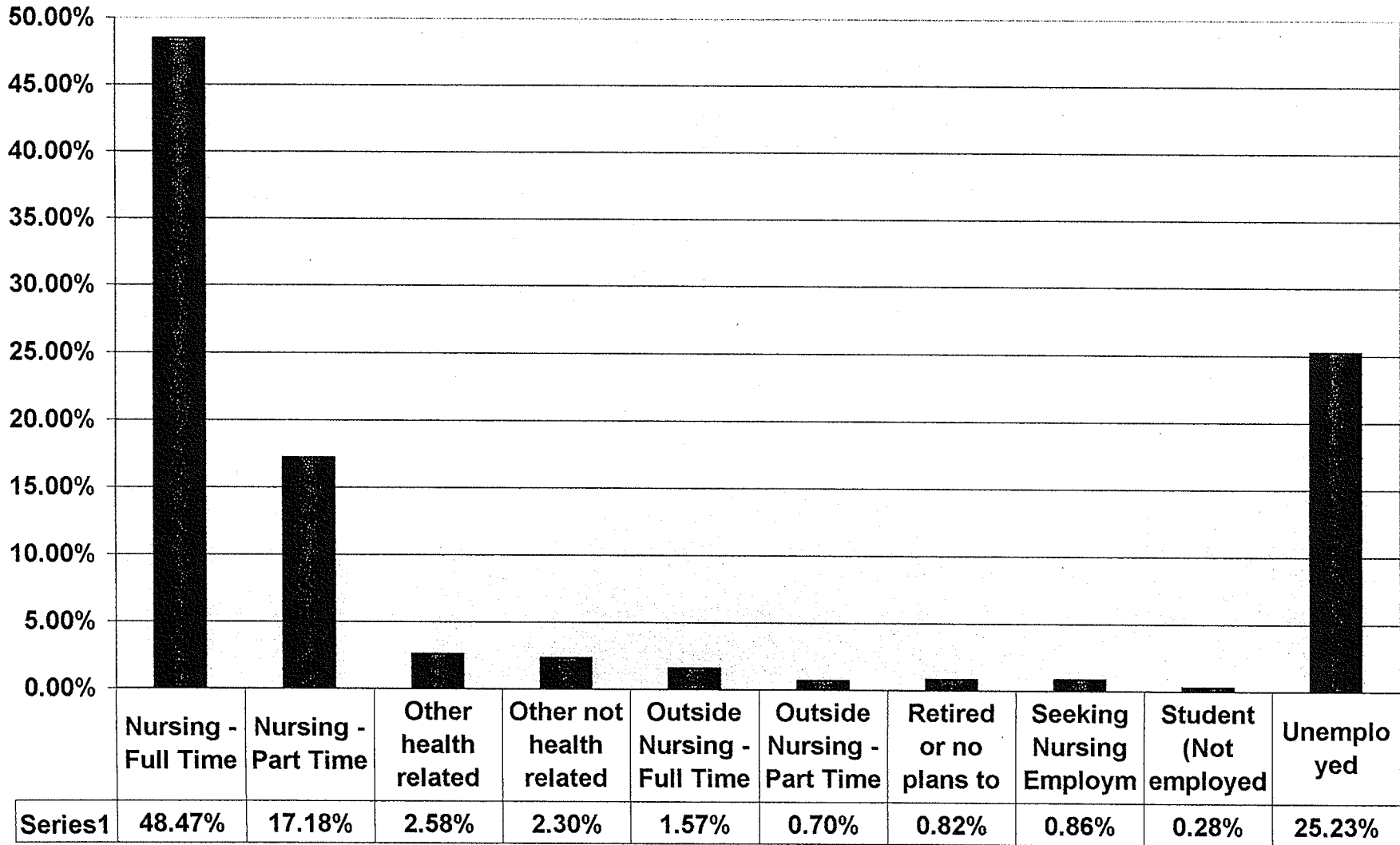
## Primary Clinical Practice Areas for RNs in the Acute Care Setting



# RN Positions in Acute Care

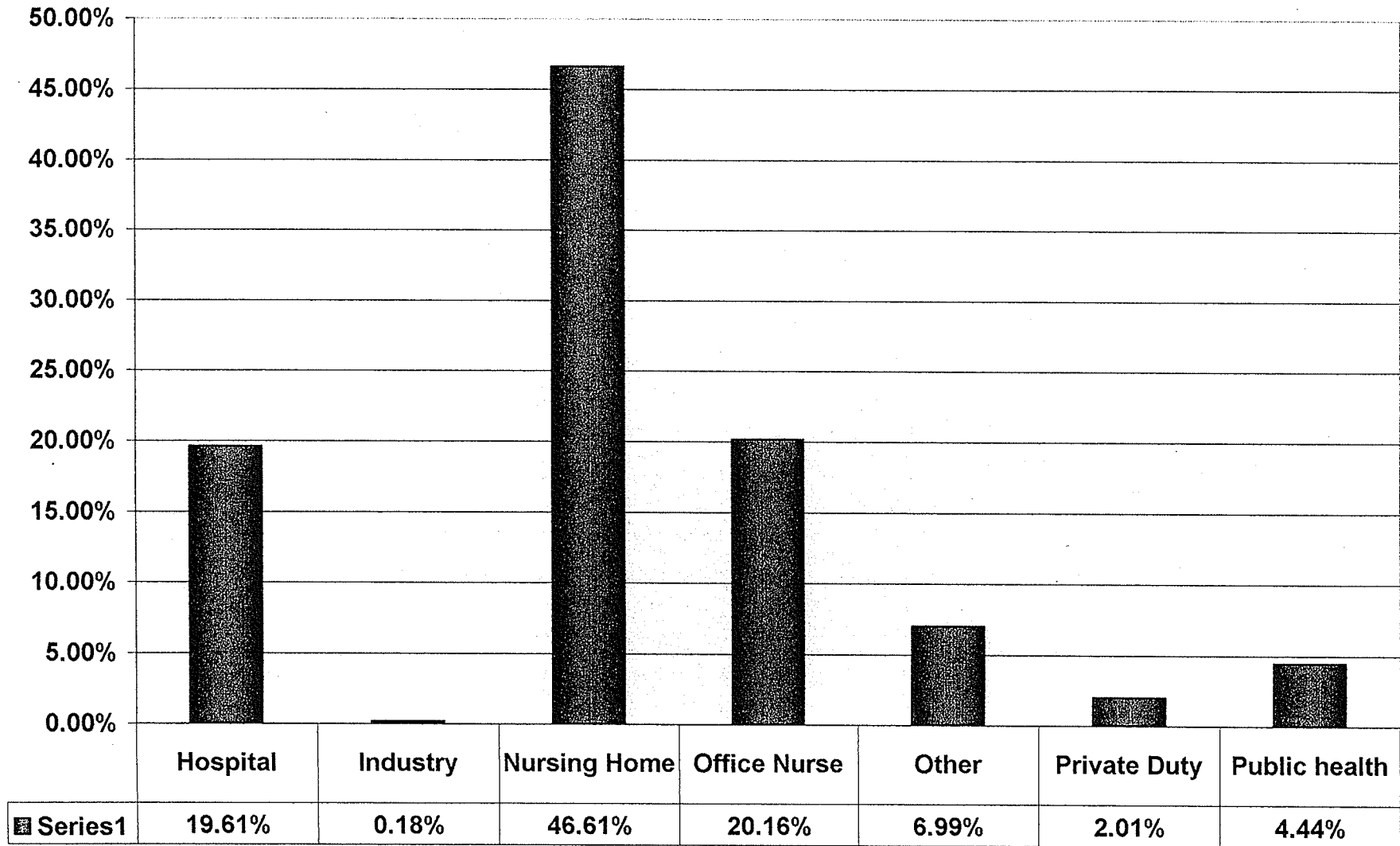


## LPN Employment Status





## LPN Employment Status

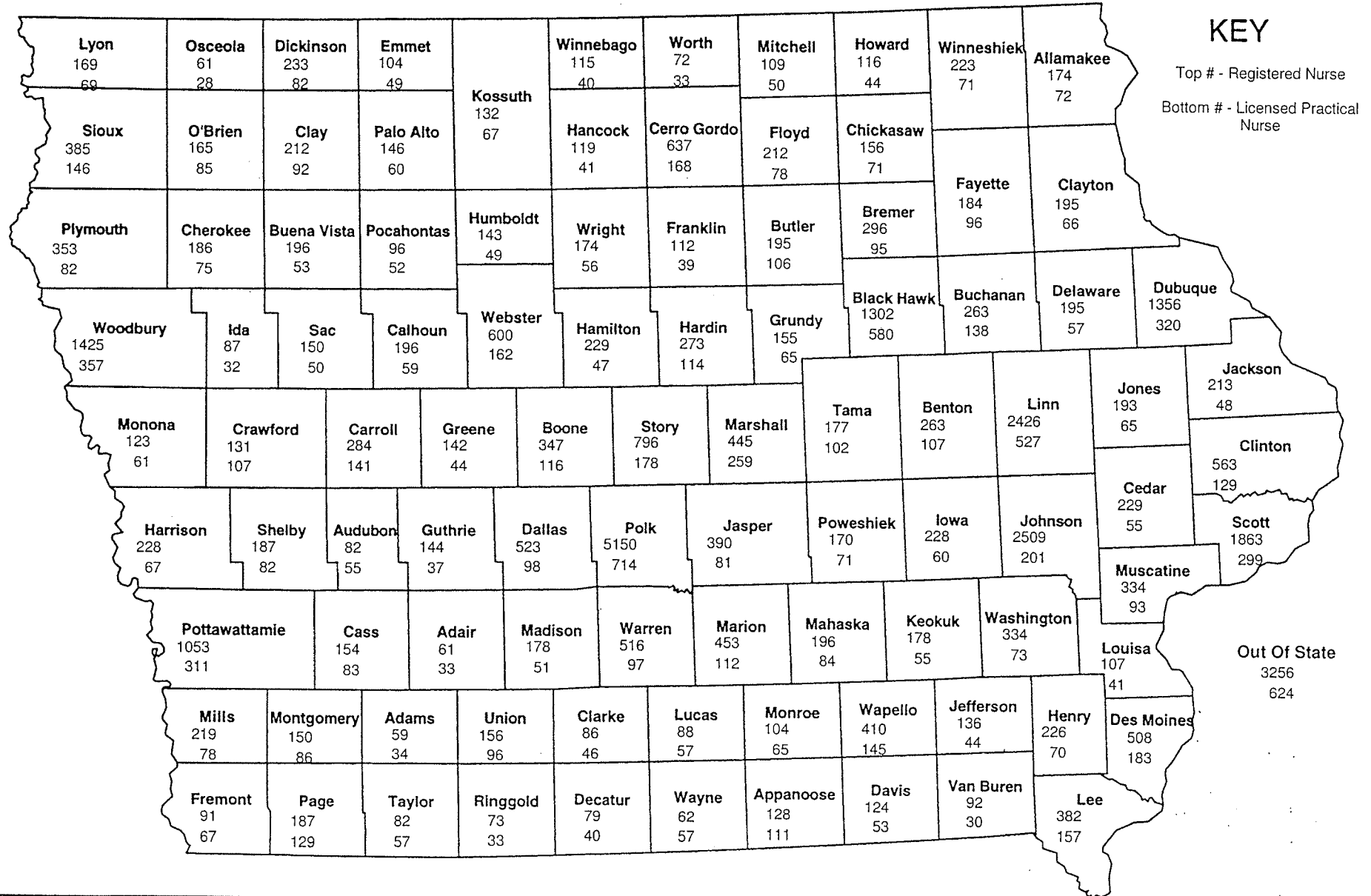
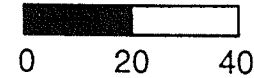


# Iowa Board of Nursing

10/13/2005

## Total Nurses In County

Miles



**IOWA RN POPULATION BY COUNTY OF EMPLOYMENT VS COUNTY OF RESIDENCE**

	County Name	County of Employment	County of Residence
01	Adair	44	51
02	Adams	39	49
03	Allamakee	87	139
04	Appanoose	72	103
05	Audubon	43	66
06	Benton	74	228
07	Black Hawk	1532	1087
08	Boone	182	292
09	Bremer	136	262
10	Buchanan	102	216
11	Buena Vista	199	162
12	Butler	48	169
13	Calhoun	104	156
14	Carroll	231	234
15	Cass	128	138
16	Cedar	61	202
17	Cerro Gordo	771	539
18	Cherokee	144	149
19	Chickasaw	68	134
20	Clarke	52	63
21	Clay	241	168
22	Clayton	84	163
23	Clinton	374	476
24	Crawford	104	103
25	Dallas	165	421
26	Davis	62	100
27	Decatur	45	68
28	Delaware	101	160
29	Des Moines	503	411
30	Dickinson	149	174
31	Dubuque	1164	1157
32	Emmet	95	88
33	Fayette	139	148
34	Floyd	117	181
35	Franklin	60	89
36	Fremont	37	77
37	Greene	72	112
38	Grundy	60	136
39	Guthrie	61	118
40	Hamilton	117	182
41	Hancock	57	96
42	Hardin	137	211
43	Harrison	78	195
44	Henry	136	185
45	Howard	64	93
46	Humboldt	53	114
47	Ida	58	73
48	Iowa	90	188
49	Jackson	117	175

50	Jasper	163	316
51	Jefferson	80	100
52	Johnson	2821	2023
53	Jones	96	160
54	Keokuk	45	152
55	Kossuth	95	110
56	Lee	260	317
57	Linn	2177	2007
58	Louisa	33	88
59	Lucas	59	67
60	Lyon	51	140
61	Madison	61	137
62	Mahaska	115	154
63	Marion	334	355
64	Marshall	416	371
65	Mills	65	184
66	Mitchell	58	92
67	Monona	100	101
68	Monroe	47	81
69	Montgomery	121	134
70	Muscatine	183	268
71	O'Brien	89	143
72	Osceola	37	52
73	Page	153	154
74	Palo Alto	106	129
75	Plymouth	145	291
76	Pocahontas	48	69
77	Polk	5301	4029
78	Pottawattamie	671	898
79	Poweshiek	187	140
80	Ringgold	50	62
81	Sac	76	121
82	Scott	1438	1497
83	Shelby	115	161
84	Sioux	265	326
85	Story	695	633
86	Tama	48	151
87	Taylor	27	69
88	Union	155	121
89	Van Buren	41	78
90	Wapello	432	339
91	Warren	86	426
92	Washington	165	291
93	Wayne	39	50
94	Webster	549	470
95	Winnebago	48	92
96	Winneshiek	182	187
97	Woodbury	1263	1191
98	Worth	27	60
99	Wright	121	141

**IOWA LPN POPULATION BY COUNTY OF EMPLOYMENT VS COUNTY OF RESIDENCE**

County #	County	Employment Counties	Resident Counties			
01	Adair	24	21			
02	Adams	15	23			
03	Allamakee	43	49			
04	Appanoose	54	65			
05	Audubon	26	47			
06	Benton	49	82			
07	Black Hawk	490	382			
08	Boone	62	85			
09	Bremer	61	66			
10	Buchanan	45	92			
11	Buena Vista	45	40			
12	Butler	43	77			
13	Calhoun	42	42			
14	Carroll	119	96			
15	Cass	65	62			
16	Cedar	19	36			
17	Cerro Gordo	162	128			
18	Cherokee	56	53			
19	Chickasaw	28	47			
20	Clarke	25	22			
21	Clay	50	39			
22	Clayton	29	42			
23	Clinton	89	98			
24	Crawford	48	75			
25	Dallas	45	61			
26	Davis	20	32			
27	Decatur	18	27			
28	Delaware	32	43			
29	Des Moines	131	104			
30	Dickinson	40	41			
31	Dubuque	225	228			
32	Emmet	31	28			
33	Fayette	65	62			
34	Floyd	56	61			
35	Franklin	31	31			
36	Fremont	30	48			
37	Greene	21	31			
38	Grundy	25	47			
39	Guthrie	23	31			
40	Hamilton	31	33			
41	Hancock	19	30			
42	Hardin	59	77			
43	Harrison	32	42			
44	Henry	42	41			
45	Howard	21	26			
46	Humboldt	29	34			
47	Ida	26	26			
48	Iowa	43	39			
49	Jackson	23	35			

50	Jasper	41	55		
51	Jefferson	22	22		
52	Johnson	171	107		
53	Jones	33	41		
54	Keokuk	11	31		
55	Kossuth	35	36		
56	Lee	84	98		
57	Linn	378	333		
58	Louisa	17	28		
59	Lucas	16	30		
60	Lyon	25	47		
61	Madison	29	33		
62	Mahaska	43	37		
63	Marion	95	71		
64	Marshall	192	175		
65	Mills	43	53		
66	Mitchell	39	38		
67	Monona	33	31		
68	Monroe	27	36		
69	Montgomery	55	63		
70	Muscatine	57	62		
71	O'Brien	60	53		
72	Osceola	17	16		
73	Page	96	93		
74	Palo Alto	30	41		
75	Plymouth	47	59		
76	Pocahontas	21	31		
77	Polk	597	470		
78	Pottawattamie	155	201		
79	Poweshiek	58	47		
80	Ringgold	23	22		
81	Sac	27	34		
82	Scott	223	212		
83	Shelby	64	57		
84	Sioux	70	90		
85	Story	123	108		
86	Tama	48	72		
87	Taylor	15	35		
88	Union	58	57		
89	Van Buren	12	19		
90	Wapello	81	77		
91	Warren	60	72		
92	Washington	36	48		
93	Wayne	25	33		
94	Webster	95	91		
95	Winnebago	34	26		
96	Winneshiek	35	41		
97	Woodbury	191	197		
98	Worth	9	25		
99	Wright	34	37		