University of Northern Iowa

Statewide Impact

- **UNI serves Iowa's students who then serve Iowa**
  - Over 13,000 students are enrolled at UNI
  - 92% of our undergraduate students are from Iowa
  - 74% of our alumni who graduated in the last decade live in Iowa
- **UNI educates Iowa's pre K-12 students**
  - More than 12,000 alumni educators teach in Iowa
  - UNI plays an important role in educating school administrators in Iowa
- **UNI enhances Iowa's economic development**
  - Our efforts reach 100% of Iowa's counties

University of Northern Iowa

UNI Priorities

- Be a leading undergraduate public university
- Lead the state and nation in pre K-12 education
- Ensure accountability, affordability and access

University of Northern Iowa

Board of Regents FY2013 Legislative Request

- **Operating Budget Requested Increases**
  - General Fund
  - Coverage of Salary and Benefit Costs
- **Special UNI Appropriations Request**
  - Base budget adjustment of $4 Million
  - High dependence on state appropriations
  - High dependence on in-state tuition revenue

University of Northern Iowa

UNI educates Iowans who serve Iowa

- **We are committed to serving the needs of Iowa**
  - Being a leading undergraduate public institution
  - Advancing the pre K-12 education system





Statewide STEM Initiative

Presentation for the Joint Education Appropriations Subcommittee
February 8th, 2012
Ben Allen, Co-Chair of STEM Advisory Council &
President of University of Northern Iowa

Governor's STEM Advisory Council

IOWA**MATH+SCIENCE**
EDUCATION**PARTNERSHIP**

www.IowaMathScience.org

Gap in Student Performance

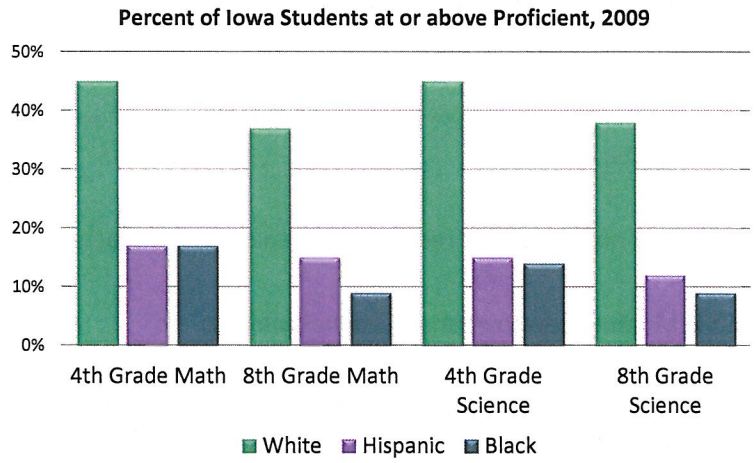

Source: NAEP, 2009

Courtesy of Linda Rosen, CEO, Change The Equation, Oct. 31, 2011

STEM Challenges

- STEM jobs are expected to grow by 16 percent this decade in Iowa (57,830 jobs in 2008 to 67,330 by 2018).
- STEM jobs pay better than average and compared to other fields have narrower wage gaps across race and ethnicity.
- Only 35 percent of our 2011 college-bound ACT test-takers scored as college ready in science and math.
- Only 11 percent of 2011 ACT test-takers expressed an interest in STEM.
- Just 35 percent of Iowa 8th graders scored at or above proficient in science on the 2009 National Assessment of Educational Progress.

STEM Advisory Council Objectives

1. Collaborate with public and private sectors to promote STEM education and innovation;
2. Work to dramatically increase students' interest and achievement in STEM subjects;
3. Recommend how to better recruit and prepare STEM teachers;
4. Map STEM education to economic development;
5. Build on the work of the Iowa Mathematics and Science Education Partnership and the Iowa STEM Education Roadmap.

Top Priority For Year 1:
Increase Student Interest and Achievement in STEM

First year plans include:

1. Implement Regional STEM Networks unifying STEM public and private stakeholders regionally across Iowa;
2. Implement a scale-up procedure for broadening exemplary STEM opportunities throughout regions across Iowa; and
3. Make progress on performance metrics – including increased interest among high school graduates in STEM and increased enrollments in Algebra II.

To Accomplish Year 1 Priorities

Working Committees with Statewide Stakeholders

1. STEM education policy matters (e.g., increased graduation requirements)
2. STEM teacher recruitment and preparation
3. Technology-enhanced instruction for global learning
4. STEM for all – the highly-abled, under-represented, nontraditional
5. STEM learner readiness for post-secondary education and career
6. Public/private partnerships and mapping STEM to economic development
7. Public awareness of the importance of STEM education for the economy and society

And, for infrastructure…

8. Subcommittee on Regional Networks design and governance
9. Subcommittee on program scale-up design and implementation

Proposed Year 1
Performance Metrics

A. More Iowa high school graduates pursuing post-secondary STEM study.

Metric A: 5% increase in the proportion of Iowa seniors expressing an interest in STEM fields on the ACT.

B. More students of under-represented groups prepared for post-secondary STEM study.

Metric B: 5% increase in under-represented students completing Algebra II.

C. More Iowa learners prepared for college-preparatory mathematics study at the secondary level.

Metric C: 5% increase in 8th grade Algebra I completion.

D. More interest in STEM among Iowa elementary-age learners.

Metric D: Significant gain in interest survey responses of select elementary school subjects, pre and post.

E. Create capacity for expanding STEM education exemplary practices and programs statewide.

Metric E: Implement a STEM Regional Network system with a scale-up process based on a comprehensive inventory.

STEM Advisory Council Proposed Budget

• **Regional Networks**	
- 6 regional managers, to lead, plan, and scale-up (+ 50% cost share by hubs)	$ 385,200
- Regional programming support (+ non-state match)	$2,482,492
• **Statewide STEM Initiatives**	$1,214,964
- Project Lead The Way	
- Iowa-Teach Math & Science	
- Real World Externships	
- Statewide STEM Council evaluation	
• **Program Arm – IMSEP**	$ 652,000
- Operations support at UNI, ISU, and U of I	
FY13 Governor's STEM Budget Request	**$4,734,656**