

**Iowa Department of Elder Affairs  
Fiscal Fact Sheet  
Case Management Program for Frail Elders (CMPFE)  
Unmet Service Needs Due to No Funding and/or Inadequate Funding  
(SFY 2008)**

The data below reflects unmet service needs for elderly Iowans as reported to the Department of Elder Affairs (DEA) by the 13 Area Agencies on Aging (AAAs) based on information from the Case Management Program for the Frail Elders in SFY 2008. The number of contacts reported below may reflect clients with multiple needs for different services. The amount of additional funds needed to meet the reported unmet service needs were calculated based on the statewide average expenditures per service unit for these services as reported by the AAAs under the Iowa Aging Financial Reporting System (IAFRS).

**\$1.1 Million**

**Total additional funds needed to cover reported unmet service needs in SFY2008 due to No Funding or Funding Inadequate**

**32**

Services reported as unmet needs

**54,075**

Units of unmet needs reported

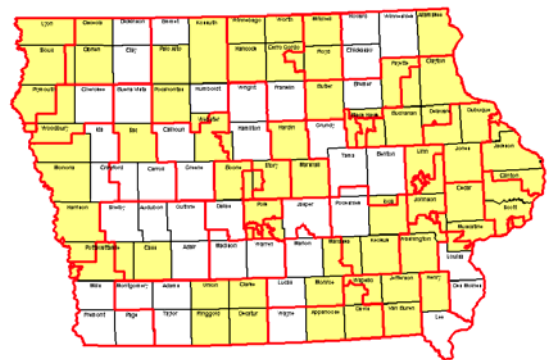
**57**

Counties reporting unmet needs

**CMPFE Unmet Service Needs**

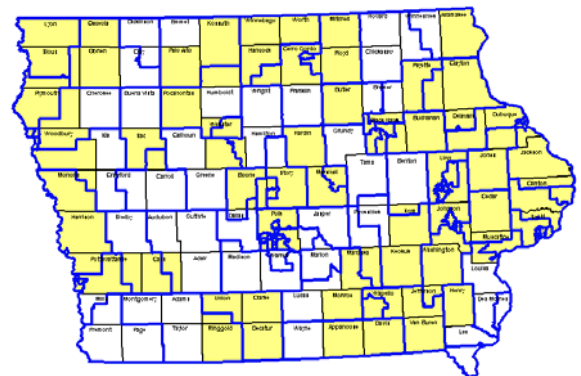
Service Name	Contacts	Units	Needed Dollars	Service Unit of Measure
Adult Daycare	129	1,653	\$14,414	1 hour
Advocacy	2	8	\$236	1 hour
Assessment & Intervention	8	26	\$2,108	1 hour
Assisted Transportation	358	4,096	\$41,370	1 one-way trip
Caregiver Support	94	763	\$81,351	1 hour
Case Management	207	304	\$18,802	1 hour
Chore	341	5,668	\$120,218	1 hour
Congregate Meals	11	220	\$1,439	1 meal
Counseling	15	111	\$6,833	1 hour
Emergency Response System	247	247	\$7,343	1 client
Employment	2	2	\$1,608	1 placement
Grandparent Relative Support	11	72	\$9,356	1 client
Home Delivered Meals	622	15,545	\$131,200	1 meal
Health Well Elderly Clinic	4	4	\$186	1 hour
Home Repair	227	6,101	\$207,911	1 hour
Homemaker	244	4,212	\$112,671	1 hour
Information & Assistance	3	3	\$62	1 contact
Legal Assistance	22	365	\$16,509	1 hour
Material Aide	204	919	\$125,710	1 client
Medication Management	43	345	\$3,229	1 client
Mental Health Outreach	83	653	\$13,726	1/4 hour
Nutrition Counseling	59	220	\$6,453	1 session
Nutrition Education	16	47	\$125	1 session
Personal Care	135	2,119	\$65,583	1 hour
Placement Service	9	9	\$665	1 hour
Preventive Health Promotion	20	20	\$204	1 contact
Protective Payee Service	6	6	\$17	1 contact
Reassurance	5	155	\$262	1 contact
Respite	141	2,760	\$45,126	1 hour
Training & Education	12	120	\$3,053	1 hour
Transportation	386	6,872	\$44,462	1 one-way trip(s)
Visiting	36	430	\$6,932	1 visit
<b>Total</b>	<b>3,764</b>	<b>54,075</b>	<b>\$1,089,164</b>	

**Iowa Senate District Boundaries**



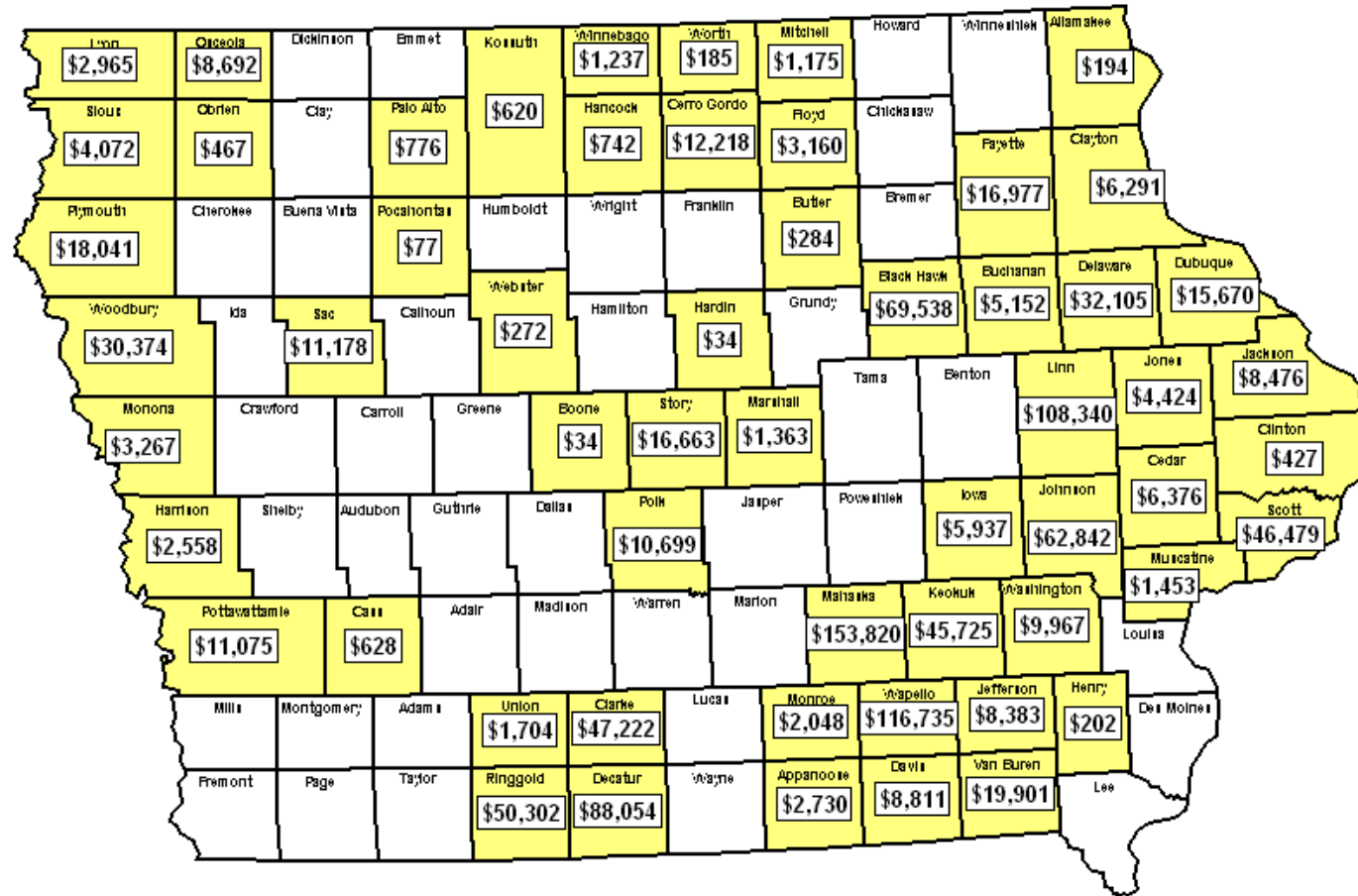
Counties Reporting Unmet Needs due to Funding  
 Counties Reporting No Unmet Needs due to Funding

**Iowa House District Boundaries**



Counties Reporting Unmet Needs due to Funding  
 Counties Reporting No Unmet Needs due to Funding

## Estimated Funds Needed to Cover Reported CMPFE Unmet Service Needs by



- Counties Reporting Unmet Needs
- Counties Reporting No Unmet Needs

**NOTE:** Data was derived from the Iowa Department of Elder Affairs Unmet Needs Report, SFY2008 (July 2007 - June 2008). The estimated funds needed was derived based on a statewide average service unit cost as reported in the Iowa Aging Financial Reporting System (IAFRS) for SFY 2008. This Fact Sheet is provided as a tool that identifies unmet needs and estimated needed dollars of elderly lowans that have contact with AAA's and their service providers and should not be considered all inclusive and definitive.