

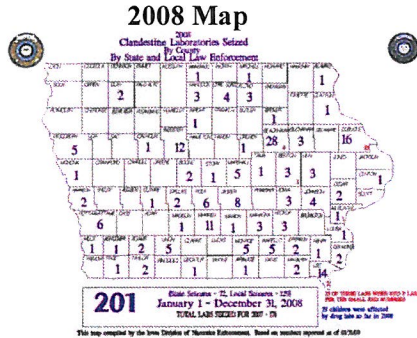
SFY 2008 Iowa Drug Task Force Results

<u>Drug Seized/Eradicated</u>	<u>Quantity</u>	<u>Estimated Street Value</u>
Cocaine	29.9 Kilograms	\$4.5 million
Crack	7.0 Kilograms	\$2.0 million
Heroin	.04 Kilograms	\$8,500
Processed Marijuana	5,348.7 Pounds	\$8.6 million
Commercial Marijuana Plants	5,493 Plants	\$8.8 million
Wild Marijuana Plants	1014 Plants	NA
Meth/Amphetamine	24.8 Kilograms	\$3.2 million
Pharmaceuticals	9,580 Dosage Units	\$47,902
Total Drug Seizures		\$27.1 million
<u>Meth Labs</u>	<u>Volume</u>	<u>vs. Previous Years</u>
Total Meth Lab Responses	298	vs. 363 in '07 & 410 in '06
<u>Criminal Sanctions</u>	<u>Volume</u>	<u>vs. Previous Years</u>
Subjects Arrested	3577	vs. 3,905 in '07 & 3,573 in '06
Subjects Charged	3878	vs. 3,610 in '07 & 3,252 in '06
Subjects Convicted	2172	vs. 2,194 in '07 & 2,139 in '06

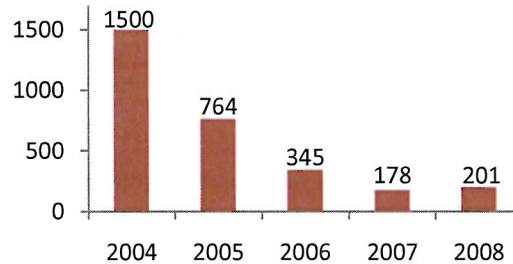
Iowa Drug Trends

- ➔ Reported meth labs in Iowa have dropped by approximately 87% since their peak in 2004.
- ➔ However, 2008 saw a 13% increase in meth labs compared to 2007.

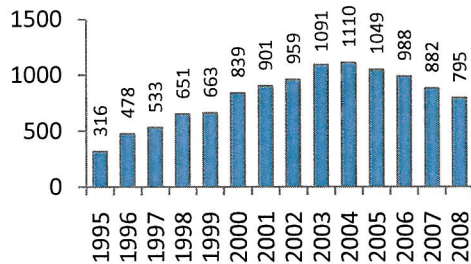
Meth Lab Incident Responses (Iowa DPS-CYs):



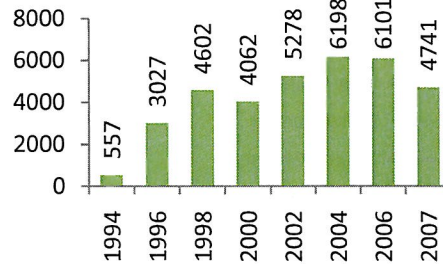
Yearly Totals



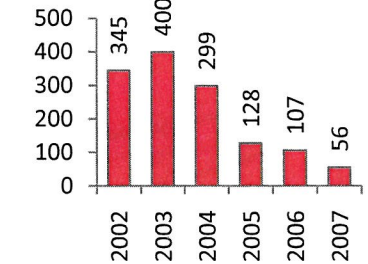
New Drug-Related Prison Admissions (Iowa DHR, CJJP-FYs)



Iowa "Primary" Meth Treatment Clients Admissions (SFY)

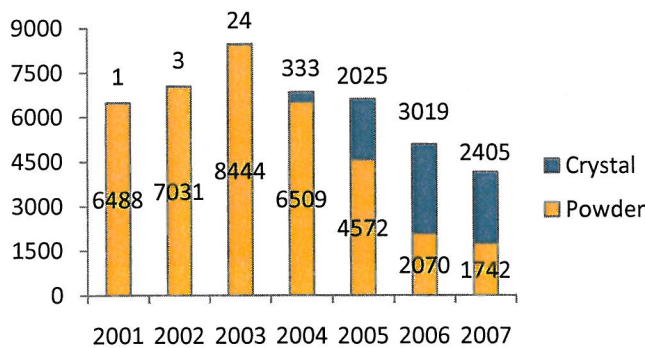


Manufacturing Meth in Presence of a Minor (Iowa DHS-CYs)

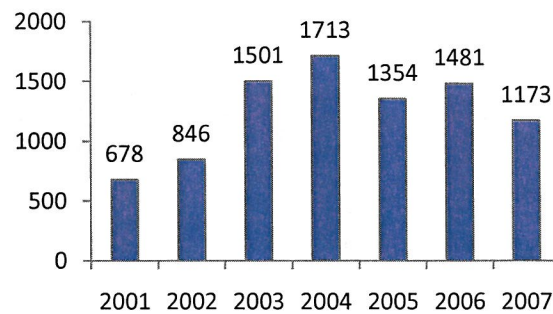


- ➔ Drug-related prison admissions, driven by reductions in meth cases, have declined for the 4th straight year.
- ➔ About **80%** of offenders in Iowa prisons had a past or current drug problem. Among those inmates, **52%** of women and **50%** of men had used meth. Roughly **51%** of prisoners needing treatment get it (Iowa DOC & CJJP, 2006-2008).
- ➔ Iowa still has the **9th** highest number of meth treatment admissions in the nation (2006 TEDS).
- ➔ A study of open child abuse cases in SW IA shows meth involved in **51%** in 2007, versus 46.7% in 2006. Although the percentage is up, the actual numbers of total cases and meth related cases have both gone down (Iowa DHS).

Forms of Meth Tested by Crime Lab (Iowa DPS-CYs)



Presence of an Illegal Drug in Child's Body (Confirmed Child Abuse Cases, Iowa DHS-CYs)

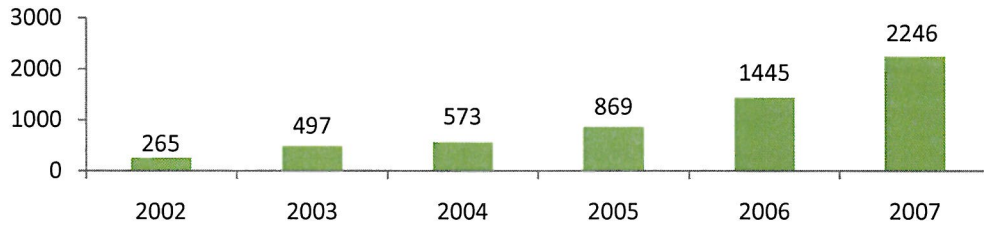


- ➔ Authorities report a rise in crystal meth, a more potent form of meth, smuggled into Iowa from Mexico and other states.
- ➔ Child abuse due to meth labs is declining, but over **8,700** drug-affected cases were reported in the last 7 years (IA DHS-CYs).

*year to date totals

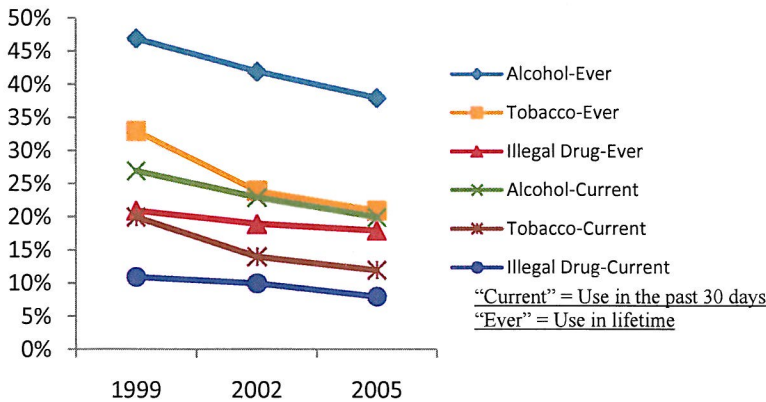
→ Public calls to the Statewide Poison Control Center to identify Hydrocodone and Oxycodone pills have increased **748%** since 2002.

Hydrocodone and Oxycodone ID Calls from Iowans (Iowa SPCC-CYs)

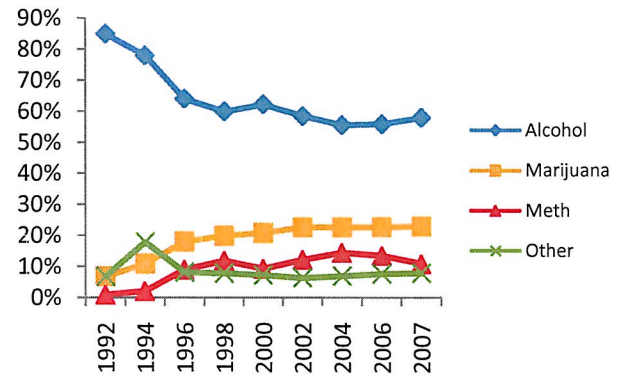


→ Three recent Iowa Youth Surveys show steady drops in substance use among 6th, 8th & 11th grade students.

Iowa Youth Surveys (RISE, ISU-CYs)



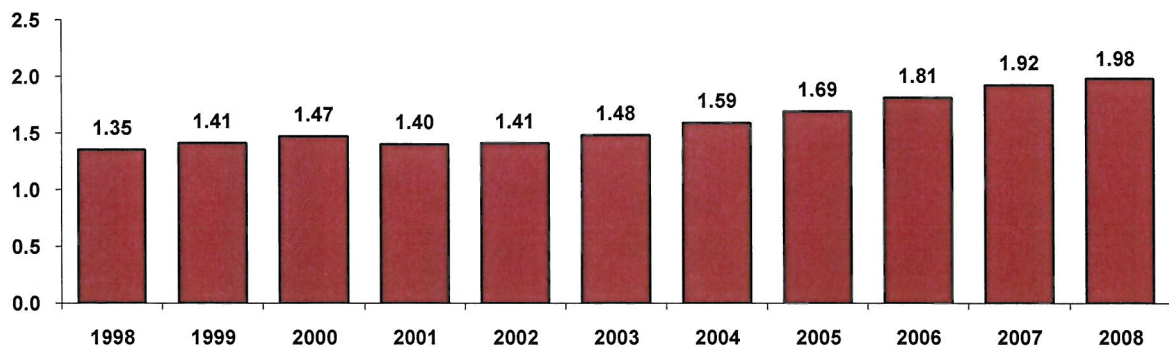
Primary Substance of Abuse Trends Among Youth and Adults (Iowa DPH-FYs)



→ Of Iowa youth seeking treatment, **52%** cited marijuana as their primary substance of abuse (Iowa DPH, SFY 2007).

→ **Alcohol** is the substance most abused by Iowans... **58.3%** of clients screened/admitted to treatment (Iowa DPH, SFY2007).

→ For SFY2008, Iowa liquor sales increased by **6.4%**, beer sales rose by **1.8%** and wine sales by **3%** (ABD, SFY 2008).



→ So much alcohol was sold, the average adult Iowan consumed 37.23 gallons of beer, 1.98 gallons of liquor, and 1.69 gallons of wine during the 12 month period of SFY2008 (ABD, SFY2008).

*year to date totals

Governor's Office of Drug Control Policy - Projects Funded
(Byrne-JAG, Project Safe Neighborhood, Drug Endangered Children, Meth Hotspot, Coverdell Forensic Science)

<u>Applicant Agency</u>	<u>Project Title</u>	<u>State/Federal Funding</u>
<u>Byrne Grant Program</u>		
Buchanan County	Rural Area Interdiction Detail	\$71,895
Burlington	South East Iowa Narcotics Task Force	\$86,045
Centerville	South Central Iowa Drug Task Force	\$187,572
Cero Gordo County	North Central Iowa Task Force	\$134,656
Clay County	Iowa Great Lakes Drug Task Force	\$11,863
Council Bluffs	Southwest Iowa Narcotics Enforcement Task Force	\$76,369
Decorah	Northeast Iowa Task Force	\$11,000
Dubuque County	Multi-Jurisdictional Drug Law Enforcement Task Force	\$123,801
Iowa City	Johnson County Multi-Agency Drug Task Force	\$83,133
Keokuk	Lee County Narcotics Task Force-Multi-Jurisdictional	\$84,930
Marshall County	Multi-jurisdictional Drug Task Force	\$111,652
Muscatine County	Muscatine County Drug Task Force	\$93,970
Ottumwa	Southeast Iowa Inter-Agency Drug Task Force	\$180,028
Polk County	Mid Iowa Narcotics Task Force	\$562,759
Scott County	Quad City MEG	\$104,494
Sioux City	Tri-State Drug Task Force	\$213,551
Story County	Central Iowa Drug Task Force	\$78,947
Washington County	Washington/Louisa Task Force	\$45,210
Waterloo	Multi-Jurisdictional Drug Enforcement Task Force	\$297,332
Division of Narcotics Enforcement	Drug Task Force Enforcement Support	\$258,168
Prosecuting Attorney Training Council	Drug Task Force Prosecution Support	\$19,950
Webster County	Webster County Drug Task Force	\$41,213
Clinton	Transition to Recovery	\$20,000
Kirkwood community College	Collaborating to Change College Substance Use	\$25,000
Webster County	Transitional Housing	\$31,900
State Training School	Substance Abuse Treatment for Juveniles (Funded by Byrne JAG and RSAT)	\$198,000
Criminal and Juvenile Justice Planning	Evaluation of Co-Occurring Disorder Project	\$16,074

Project Safe Neighborhoods

Black Hawk Co.:	Project Safe Neighborhoods	\$23,855
Council Bluffs	Project Safe Neighborhoods	\$28,724
Sioux City	Project Safe Neighborhoods	\$11,927

Applicant Agency

Project Title

State/Federal Funding

Sixth Judicial Dist DOCS
Woodbury Co.
Davenport.
Des Moines.
Criminal and Juvenile Justice Planning

Project Safe Neighborhoods
Project Safe Neighborhoods
Project Safe Neighborhoods
Project Safe Neighborhoods
Project Safe Neighborhoods

\$23,855
\$11,927
\$28,724
\$28,724
\$6,000

Drug Endangered Children
Attorney General

Drug Endangered Children Coordinator

\$55,162

Methamphetamine Hotspots
Mason City
DNE
ODCP
Second Judicial District DOCS
State Training School

Community Coalition Support Project
Clan Lab Support Grant
Drug Task Force Overtime
Strengthening Families for Offenders
Substance Abuse Funding for Juveniles

\$12,270
\$124,975
\$50,303
\$16,475
\$100,000

Coverdell Forensic Science
Department of Public Health
Department of Public Safety

Training Support
Crime Lab Equipment

\$48,492
\$51,338