

**2000-2001 Academic Year  
Iowa Community Colleges  
Tuition and Fees Report**



**Iowa Department of Education**

**Date of Issuance: January 2001**

State of Iowa  
Department of Education  
Grimes State Office Building  
Des Moines, Iowa  
50319-0146

## **State Board of Education**

Corine A. Hadley, President, Newton  
Gene E. Vincent, Vice President, Carroll  
Charles C. Edwards, Jr., Des Moines  
Sally J. Frudden, Charles City  
Gregory D. McClain, Cedar Falls  
Mary Jean Montgomery, Spencer  
Donald L. Roby, Decorah  
Kay Wagner, Bettendorf  
John C. White, Iowa City

## **Administration**

Ted Stilwill, Director and Executive Officer  
of the State Board of Education  
Gail Sullivan, Chief of Staff

Janice Nahra Friedel, Ph.D., Administrator  
Division of Community Colleges and Workforce Preparation  
Evelyn Anderson, Chief  
Bureau of Community Colleges

It is the policy of the Iowa Department of Education not to discriminate on the basis of race, color, national origin, gender, disability, religion, creed, age or marital status in its programs or employment practices. If you have questions or grievances related to this policy please contact Chief, Bureau of Administration and School Improvement Services, Grimes State Office Building, Des Moines, Iowa 50319-0146, (515) 281-5811.

## Executive Summary

---

The following report provides the tuition and fee costs and related information. Some of the findings include the following:

- The average Iowa Community College tuition increased \$489 or 34% from fiscal year 1993 to fiscal year 2001.
- The average Iowa Community College tuition for fall and spring semesters, 2001 is \$1,937.
- The difference in annual tuition cost among the Iowa Community Colleges continues to decrease. Since 1993, the difference from the highest annual tuition cost to lowest annual tuition cost has decreased from \$626.00 to \$270.00.
- In 1980, tuition and fees generated 24% of the total operating funds of Iowa Community Colleges. In fiscal year 2000, 39% of the total operating funds of Iowa Community Colleges was generated through tuition and fees.
- Iowa Community Colleges average tuition of \$1,975 is \$647 or 48% above the national average of \$1,328 according to the *Digest of Education Statistics 2000*, National Center for Education Statistics (NCES).
- Iowa ranks 4<sup>th</sup> in tuition when compared to the surrounding states of South Dakota, Minnesota, Wisconsin, Illinois, Missouri, Nebraska, and Kansas.
- In fiscal year 1999, Iowa Community Colleges collected \$115.5 million from tuition and fees which represents 38.9% of the general operating funds. According to the *Tuition Policy of the Board of Regents Report* prepared by the Legislative Fiscal Bureau, in the same year the regents' institutions collected \$232.4 million from tuition and fees, representing 29.9% of the general university funding.

**Iowa Community College Tuition and Fees  
1999-2000 Academic year**

---

**TABLE OF CONTENTS**

Tuition Comparison within Iowa Community Colleges	page 1
Table 1    Annual Community College Tuition	
Table 2    Tuition per Credit Hour	
Table 3 & 4    Tuition Costs as a Revenue Source	
National Tuition Comparison	
Table 5    National Average Tuition	page 4
Table 6    Average Tuition of Surrounding States	
Cost Comparison of Tuition Between Iowa Community Colleges and Iowa Regents' Institutions	page 6
Table 7    Annual Tuition Rate Comparison	
Table 8    Annual Tuition Increase - Dollars	
Table 9    Annual Tuition Increase - Percentage	
Appendix Tables	page 9
Table A    Iowa Community Colleges Resident Tuition and Fees	
Table B    Iowa Community Colleges Resident per Credit Hour Tuition	
Table C    Iowa Community Colleges Non-Resident Tuition	
Table D    Iowa Community Colleges Recurring Fees for Full-time Students	
Table E    Iowa Community Colleges Tuition and Fees for Adults in Selected Adult Education Programs	
Table F    Iowa Community Colleges -Other Fees	
Table G    Iowa Community Colleges Sources of Revenue	

## Tuition Comparison within the Iowa Community Colleges

Table 1 demonstrates how the average annual tuition for Iowa Community Colleges continues to become more uniform across the state. Iowa code limits the total tuition for Iowa residents attending community colleges so as not to exceed the lowest tuition rate per semester charged by a regents' institution for a full-time resident student.

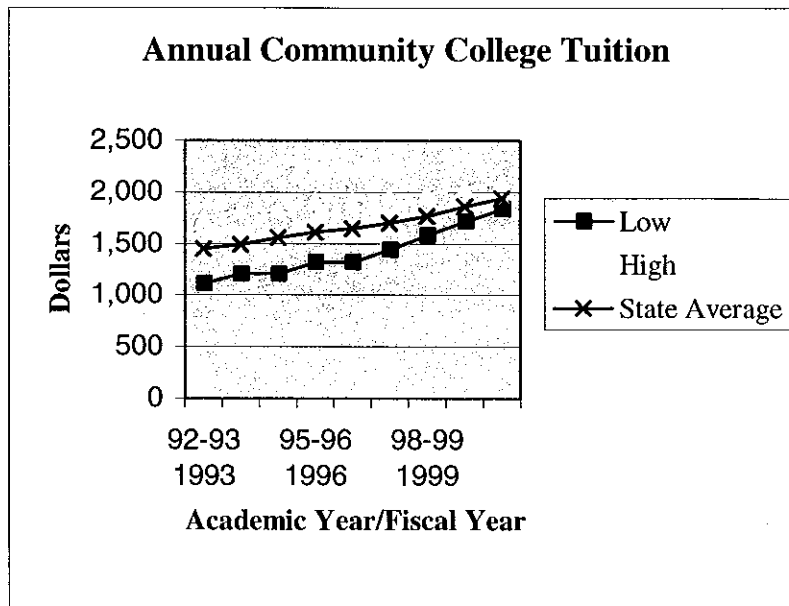
- Since 1993, the difference from the highest annual tuition to lowest annual tuition has decreased from \$626.00 to \$270.00.
- Over this period of time, those with the highest annual tuition increased \$364.00 or 21% while the lowest annual tuition increased \$720.00 or 65%.
- The total increase in annual average tuition over the time period from 1993-2001 is \$489.00 or 34%.

Table 1: **Annual Iowa Community College Tuition \***

Fiscal Year	1993	1994	1995	1996	1997	1998	1999	2000	2001
Academic Year	92-93	93-94	94-95	95-96	96-97	97-98	98-99	99-00	00-01
Low	1,110	1,200	1,200	1,320	1,320	1,440	1,575	1,710	1,830
High	1,736	1,820	1,830	1,920	1,920	1,950	1,980	2,040	2,100
State Average	1,448	1,491	1,557	1,613	1,644	1,698	1,762	1,856	1,937

Source: Electronic survey data submitted by Iowa Community Colleges and compiled by the Iowa Department of Education

Figure 1



Source: Electronic survey data submitted by Iowa Community Colleges and compiled by the Iowa Department of Education

\* Based upon 15 credits per term

Tuition Comparison within the Iowa Community Colleges (*continued*)

Table 2 reflects the same trend toward a more uniform tuition rate of the tuition per credit hour.

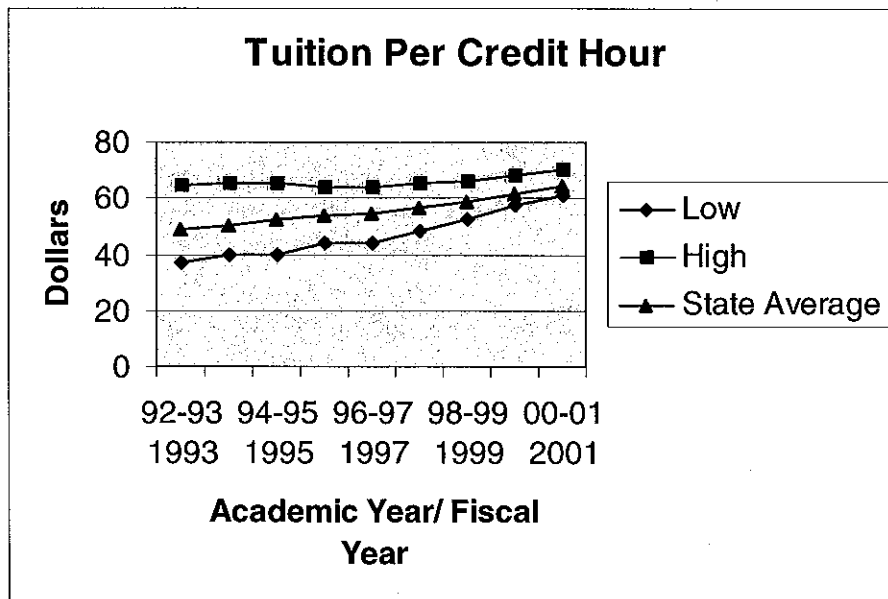
- Over the past nine years, the average per credit hour tuition rate has increased \$15.48.
- The difference between the highest per credit hour rate and lowest per credit hour rate decreased from \$27.50 in fiscal year 1993 to \$ 9.00 in fiscal year 2001.
- In fiscal year 2001, the average per credit hour tuition is \$64.58.

Table 2: Tuition Per Credit Hour

Fiscal Year	1993	1994	1995	1996	1997	1998	1999	2000	2001
Academic Year	92-93	93-94	94-95	95-96	96-97	97-98	98-99	99-00	00-01
Low	37.00	40.00	40.00	44.00	44.00	48.00	52.50	57.00	61.00
High	64.50	65.00	65.00	64.00	64.00	65.00	66.00	68.00	70.00
State Average	49.10	50.00	52.20	53.77	54.79	56.60	58.72	61.88	64.58

Source: Electronic survey data submitted by Iowa Community Colleges and compiled by the Iowa Department of Education

Figure 2



Source: Electronic survey data submitted by Iowa Community Colleges and compiled by the Iowa Department of Education

## Tuition as a Revenue Source for Iowa Community Colleges

Table 3 and 4 reflect the major sources of revenue for the Iowa Community College system. The trend continues where the portion of the Iowa Community College's general operating funds generated through tuition and fees is increasing and the proportion derived from state general aid, local, and federal revenues are decreasing.

**Table 3: Revenue by Source of the General Operating Fund Revenues\* in Iowa Community Colleges**

Fiscal Year	1980	1985	1990	1995	2000
Tuition & Fees	20,770,856	39,081,844	59,083,307	88,787,614	120,842,833
Local	10,292,235	13,509,424	14,795,294	15,411,635	18,185,022
State	42,168,500	57,304,653	87,986,508	115,470,717	141,577,403
Federal	9,499,673	7,763,792	9,647,666	9,724,727	10,599,091
Other	2,442,607	5,606,917	8,630,027	11,074,989	20,713,200

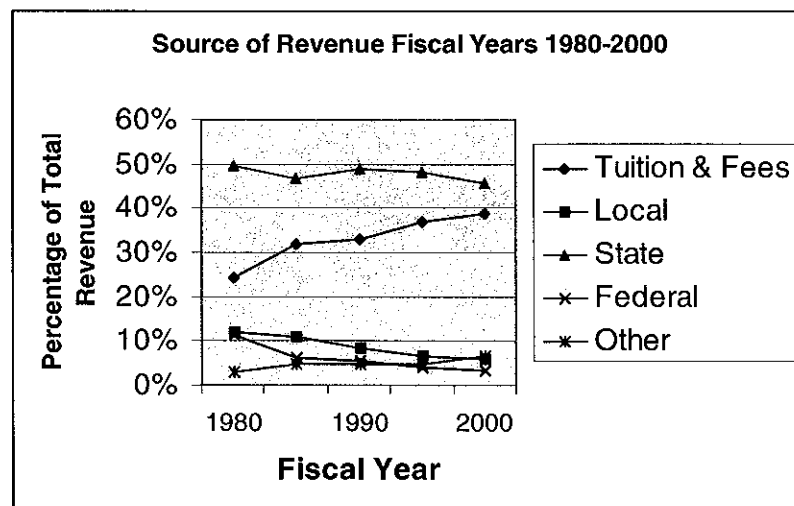
Source: Iowa Department of Education, Bureau of Community Colleges

**Table 4: Iowa Community College Sources of Revenue as a Percent of Total General Operating Fund Revenues\***

Fiscal Year	Tuition & Fees	Local	State	Federal	Other	Total
1980	24%	12%	50%	11%	3%	100%
1985	32%	11%	46%	6%	5%	100%
1990	33%	8%	49%	5%	5%	100%
1995	37%	6%	48%	4%	5%	100%
2000	39%	6%	45%	3%	7%	100%

Source: Iowa Department of Education, Bureau of Community Colleges

Figure 3



Source: Iowa Department of Education, Bureau of Community Colleges

\* Unrestricted portion

National Comparison/Community College Tuition

The following information uses data from the *Digest of Education Statistics 2000* published by the National Center for Education Statistics. This report provides us with the most recent national higher education tuition data available. The information will differ from the previous section as the *Digest* data is based on survey information voluntarily supplied by two-year institutions across the nation. Iowa Department of Education tables are based on information provided and verified by the Iowa Community Colleges to the Bureau of Community Colleges.

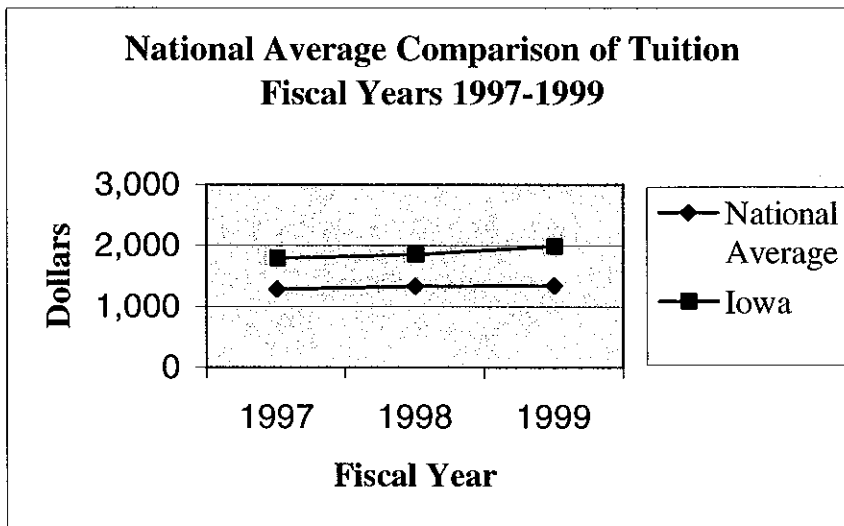
- Iowa has the 14<sup>th</sup> highest tuition cost for community colleges in the nation.
- From 1996-97 to 1998-99, Iowa's tuition increased 7% while the national average increased 4%.
- Of the surrounding states, Iowa ranks 4 out of 8 in average tuition cost.
- Iowa Community College average tuition of \$1,975 is \$647 or 48% above the national average of \$1,328.

Table 5: National Average Tuition

Fiscal Year	1997	1998	1999	\$ Difference 97-99	% Increase
National Average	1,276	1,314	1,328	52	4%
Iowa Community College Average	1,845	1,885	1,975	135	7%

Source: *Digest of Education Statistics 2000*, National Center for Education Statistics

Figure 4



Source: *Digest of Education Statistics 2000*, page 13, National Center for Education Statistics

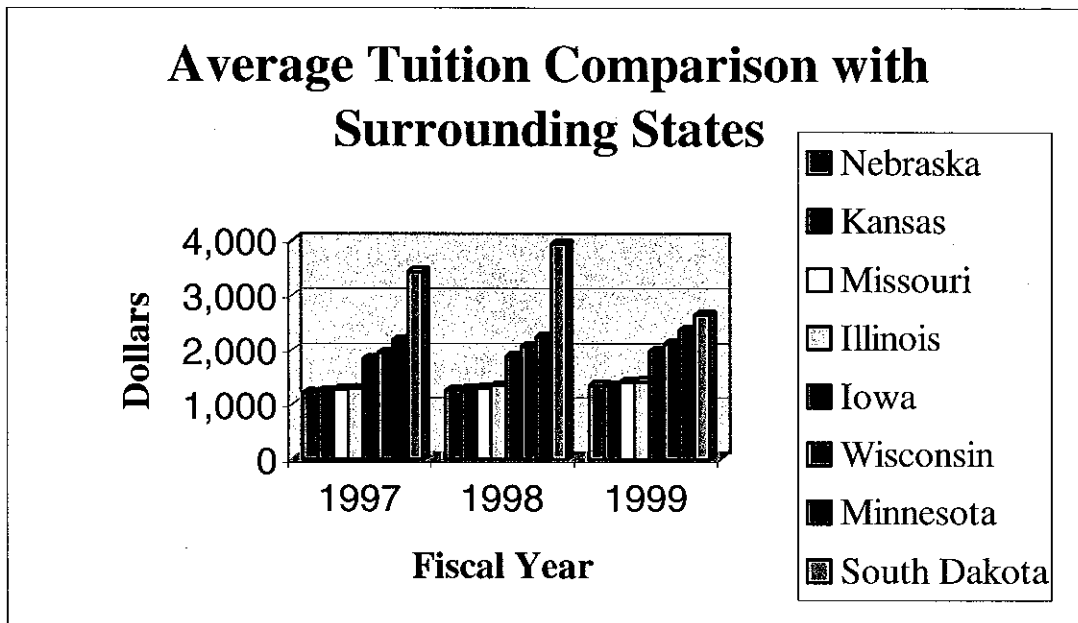


Table 6: Comparison of Average Tuition with Surrounding States

Fiscal Year	1997	1998	1999	\$ Difference 96-99	% Difference
South Dakota	3,430	3,930	2,634	-796	-23%
Minnesota	2,187	2,245	2,365	178	8%
Wisconsin	1,947	2,061	2,120	173	9%
<b>Iowa</b>	<b>1,845</b>	<b>1,885</b>	<b>1,975</b>	<b>130</b>	<b>7%</b>
Illinois	1,290	1,347	1,423	133	10%
Missouri	1,281	1,311	1,411	130	10%
Nebraska	1,227	1,267	1,354	127	10%
Kansas	1,248	1,285	1,344	96	8%

Source: *Digest of Education Statistics 2000*, National Center for Education Statistics

Figure 5



Source: *Digest of Education Statistics 2000*, National Center for Education Statistics

## Tuition Comparison of Iowa Community Colleges and Iowa Regents' Institutions

Tables 7, 8, and 9 demonstrate the relationship of the Iowa Community College tuition rates to the tuition rates of the Iowa Regents' institutions.

- The Iowa Regents' institutions increased tuition between 3-5% annually from 1993 through 2001.
- Iowa Community Colleges increased tuition between 3-5% annually from 1993 through 2001.
- Iowa Community College tuition increased a total of 34% between fiscal year 1993 and fiscal year 2001 compared to 39% increase for the regents' institutions in the same period of time.
- In 2000-2001, the regents' institutions capped their full-time resident tuition at the three universities at \$2,906.
- Four (4) Iowa Community Colleges have tuition caps. Iowa Community College caps range from 18-21 credits. (Students are not charged the per credit hour costs for taking courses above the cap.)

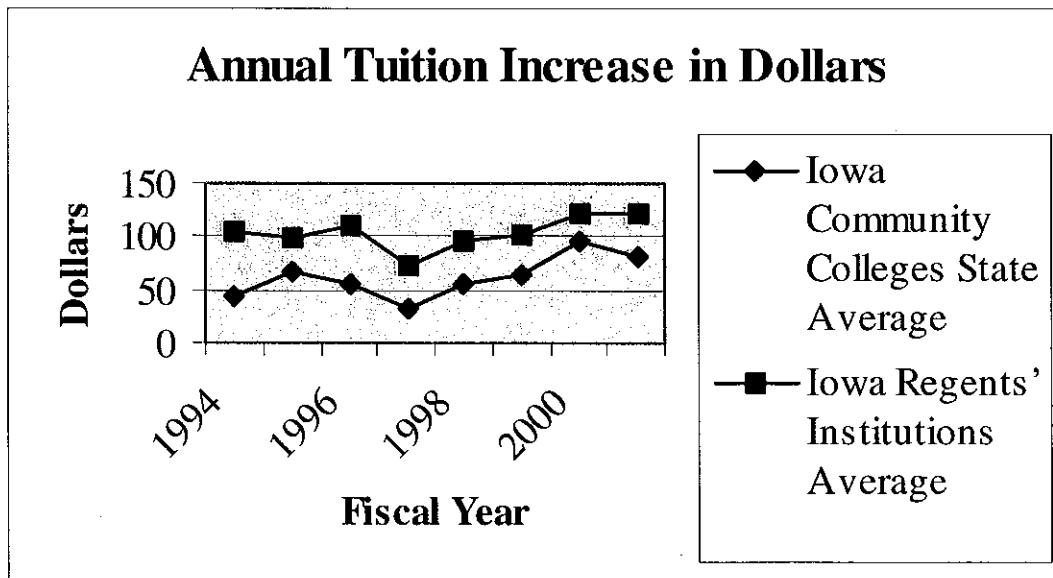
Table 7: Annual Tuition Rates Comparison \*

Fiscal Year	1993	1994	1995	1996	1997	1998	1999	2000	2001
Iowa Community Colleges State Average Tuition	1,448	1,491	1,557	1,613	1,644	1,698	1,762	1,856	1,937
Iowa Regents' Institutions Average Tuition	2,088	2,192	2,291	2,400	2,472	2,566	2,666	2,786	2,906

\* (15 hours for Iowa Community Colleges; full-time for Iowa Regents' institutions)

Source: Iowa Department of Education and Iowa Board of Regents

Figure 6



Source: Iowa Department of Education and Iowa Board of Regents

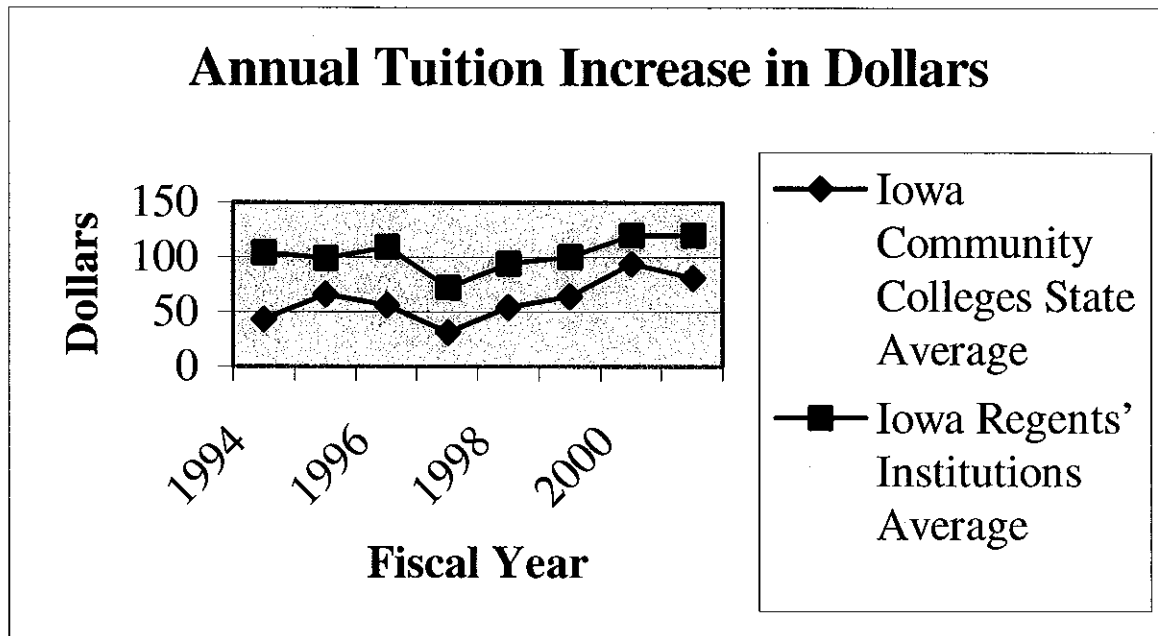
Tuition Comparison of Iowa Community Colleges and Iowa Regents' Institutions (*continued*)

Table 8: Annual Tuition Increase in Dollars

Fiscal Year	1994	1995	1996	1997	1998	1999	2000	2001
Iowa Community College State Average	43	66	56	31	54	64	94	81
Iowa Regents' Institutions	104	99	109	72	94	100	120	120

Source: Iowa Department of Education and Iowa Board of Regents

Figure 7



Source: Iowa Department of Education and Iowa Board of Regents

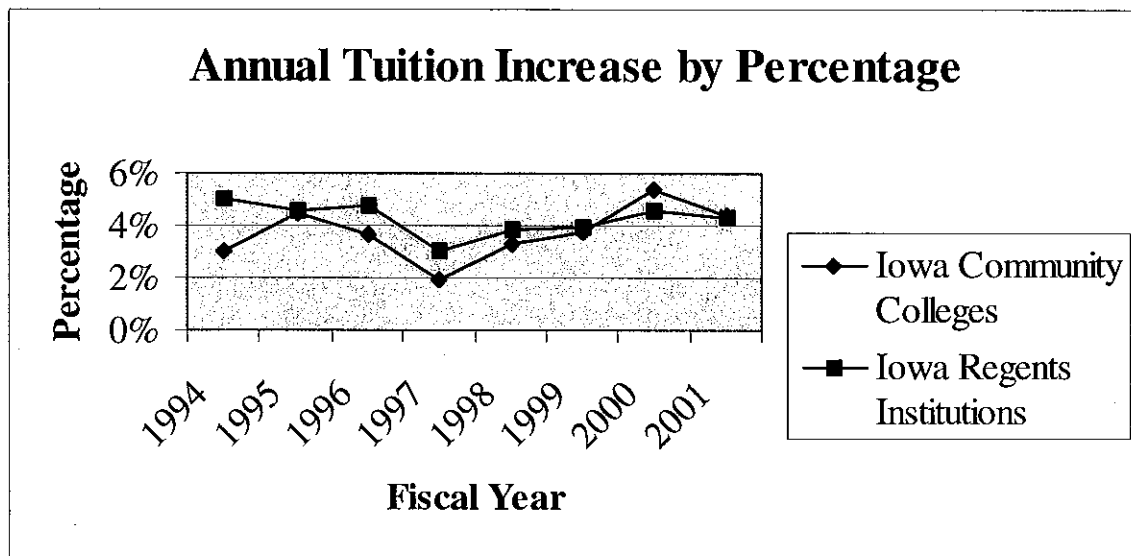
Tuition Comparison of Iowa Community Colleges and Iowa Regents' Institutions (*continued*)

Table 9: Annual Tuition Increase – Percentage

Fiscal Year	1994	1995	1996	1997	1998	1999	2000	2001
Iowa Community Colleges	3%	4%	4%	2%	3%	4%	5%	4%
Iowa Regents' Institutions	5%	5%	5%	3%	4%	4%	5%	4%

Source: Iowa Department of Education and Iowa Board of Regents

Figure 8



Source: Iowa Department of Education and Iowa Board of Regents

# Appendix Tables

**Table A**  
**Iowa Community Colleges**

**Part A: Resident Tuition and Fees Based on 12 Credit Hours per Term**  
**(Arts & Sciences, Vocational)**  
**2000-2001 Academic Year**

Community College	1999-2000			2000-2001			Increases			Percent
	Tuition	Fees	Total	Tuition	Fees	Total	Tuition	Fees	Total	Increase
Northeast Iowa	\$1,632.00	\$270.00	\$1,902.00	\$1,680.00	\$288.00	\$1,968.00	\$48.00	\$18.00	\$66.00	3.5%
North Iowa Area	\$1,491.60	\$211.80	\$1,703.40	\$1,551.60	\$223.20	\$1,774.80	\$60.00	\$11.40	\$71.40	4.2%
Iowa Lakes	\$1,416.00	\$322.00	\$1,738.00	\$1,512.00	\$322.00	\$1,834.00	\$96.00	\$0.00	\$96.00	5.5%
Northwest Iowa	\$1,416.00	\$276.00	\$1,692.00	\$1,464.00	\$276.00	\$1,740.00	\$48.00	\$0.00	\$48.00	2.8%
Iowa Central	\$1,416.00	\$198.00	\$1,614.00	\$1,464.00	\$198.00	\$1,662.00	\$48.00	\$0.00	\$48.00	3.0%
Iowa Valley MCC	\$1,560.00	\$444.00	\$2,004.00	\$1,560.00	\$468.00	\$2,028.00	\$0.00	\$24.00	\$24.00	1.2%
ECC	\$1,560.00	\$391.00	\$1,951.00	\$1,560.00	\$480.00	\$2,040.00	\$0.00	\$89.00	\$89.00	4.6%
Hawkeye	\$1,632.00	\$216.00	\$1,848.00	\$1,680.00	\$216.00	\$1,896.00	\$48.00	\$0.00	\$48.00	2.6%
Eastern Iowa	\$1,368.00	\$132.00	\$1,500.00	\$1,560.00	\$0.00	\$1,560.00	\$192.00	-\$132.00	\$60.00	4.0%
Kirkwood	\$1,488.00	\$0.00	\$1,488.00	\$1,560.00	\$0.00	\$1,560.00	\$72.00	\$0.00	\$72.00	4.8%
Des Moines Area	\$1,368.00	\$153.60	\$1,521.60	\$1,464.00	\$201.60	\$1,665.60	\$96.00	\$48.00	\$144.00	9.5%
Western Iowa Tech	\$1,464.00	\$276.00	\$1,740.00	\$1,512.00	\$288.00	\$1,800.00	\$48.00	\$12.00	\$60.00	3.4%
Iowa Western	\$1,608.00	\$192.00	\$1,800.00	\$1,680.00	\$192.00	\$1,872.00	\$72.00	\$0.00	\$72.00	4.0%
Southwestern	\$1,416.00	\$288.00	\$1,704.00	\$1,488.00	\$288.00	\$1,776.00	\$72.00	\$0.00	\$72.00	4.2%
Indian Hills (1)	\$1,440.00	\$0.00	\$1,440.00	\$1,488.00	\$60.00	\$1,548.00	\$48.00	\$60.00	\$108.00	7.5%
Southeastern	\$1,560.00	\$0.00	\$1,560.00	\$1,584.00	\$0.00	\$1,584.00	\$24.00	\$0.00	\$24.00	1.5% (2)
State Average (3)	\$1,485.04	\$196.86	\$1,681.90	\$1,549.84	\$201.79	\$1,751.63	\$64.80	\$4.93	\$69.73	4.1%
Iowa Regents'	\$2,786.00	\$210.67	\$2,996.67	\$2,906.00	Varies	Varies	\$120.00	Varies	Varies	4.3% (4)

Source: Iowa Department of Education, Bureau of Community Colleges

**Part B: Resident Tuition and Fees Based on 15 Credit Hours per Term**

Community College	1999-2000			2000-2001			Increases			Percent
	Tuition	Fees	Total	Tuition	Fees	Total	Tuition	Fees	Total	Increase
Northeast Iowa	\$2,040.00	\$337.50	\$2,377.50	\$2,100.00	\$360.00	\$2,460.00	\$60.00	\$22.50	\$82.50	3.5%
North Iowa Area	\$1,864.50	\$260.40	\$2,124.90	\$1,939.50	\$274.50	\$2,214.00	\$75.00	\$14.10	\$89.10	4.2%
Iowa Lakes	\$1,770.00	\$381.00	\$2,151.00	\$1,890.00	\$381.00	\$2,271.00	\$120.00	\$0.00	\$120.00	5.6%
Northwest Iowa	\$1,770.00	\$345.00	\$2,115.00	\$1,830.00	\$345.00	\$2,175.00	\$60.00	\$0.00	\$60.00	2.8%
Iowa Central	\$1,770.00	\$247.50	\$2,017.50	\$1,830.00	\$247.50	\$2,077.50	\$60.00	\$0.00	\$60.00	3.0%
Iowa Valley-MCC	\$1,950.00	\$555.00	\$2,505.00	\$1,950.00	\$585.00	\$2,535.00	\$0.00	\$30.00	\$30.00	1.2%
ECC	\$1,950.00	\$505.00	\$2,455.00	\$1,950.00	\$600.00	\$2,550.00	\$0.00	\$95.00	\$95.00	3.9%
Hawkeye	\$2,040.00	\$270.00	\$2,310.00	\$2,100.00	\$270.00	\$2,370.00	\$60.00	\$0.00	\$60.00	2.6%
Eastern Iowa	\$1,710.00	\$165.00	\$1,875.00	\$1,950.00	\$0.00	\$1,950.00	\$240.00	-\$165.00	\$75.00	4.0%
Kirkwood	\$1,860.00	\$0.00	\$1,860.00	\$1,950.00	\$0.00	\$1,950.00	\$90.00	\$0.00	\$90.00	4.8%
Des Moines Area	\$1,710.00	\$192.00	\$1,902.00	\$1,830.00	\$252.00	\$2,082.00	\$120.00	\$60.00	\$180.00	9.5%
Western Iowa T	\$1,830.00	\$345.00	\$2,175.00	\$1,890.00	\$360.00	\$2,250.00	\$60.00	\$15.00	\$75.00	3.4%
Iowa Western	\$2,010.00	\$240.00	\$2,250.00	\$2,100.00	\$240.00	\$2,340.00	\$90.00	\$0.00	\$90.00	4.0%
Southwestern	\$1,770.00	\$360.00	\$2,130.00	\$1,860.00	\$360.00	\$2,220.00	\$90.00	\$0.00	\$90.00	4.2%
Indian Hills (1)	\$1,800.00	\$0.00	\$1,800.00	\$1,860.00	\$60.00	\$1,920.00	\$60.00	\$60.00	\$120.00	6.7%
Southeastern	\$1,950.00	\$0.00	\$1,950.00	\$1,980.00	\$0.00	\$1,980.00	\$30.00	\$0.00	\$30.00	1.5% (2)
State Average (3)	\$1,761.60	\$254.65	\$2,016.25	\$1,937.30	\$249.50	\$2,186.80	\$81.00	\$4.61	\$85.61	4.2%
Iowa Regents'	\$2,786.00	\$210.67	\$2,996.67	\$2,906.00	Varies	Varies	\$120.00	Varies	Varies	4.3% (4)

Source: Iowa Department of Education, Bureau of Community Colleges

- (1) Semester credits for three 12 week terms. Eight credits per term equals 12 per semester. (10/term equals 15/sem.)
- (2) Southeastern combined all tuition and fees into one tuition charge.
- (3) State average does not include Ellsworth CC
- (4) Tuition increase only

**Table B**  
**Iowa Community Colleges**

**Resident Per Credit Hour Tuition**  
**(Arts & Sciences, Vocational)**  
**2000-2001 Academic Year**

Community College	Per Sem. Hr.	Increase Per Hr	99-00 Cap Cap	Year If Different	Year 12 Hours	Year 15 hours	Year Tuition Max (1)	Percent Increase
Northeast Iowa	\$70.00	\$2.00	None		\$1,680.00	\$2,100.00	\$2,928.00	2.9%
North Iowa Area	\$64.65	\$2.50	20		\$1,551.60	\$1,939.50	\$2,586.00	4.0%
Iowa Lakes	\$63.00	\$4.00	None		\$1,512.00	\$1,890.00	23	6.8%
Northwest Iowa	\$61.00	\$2.00	19		\$1,464.00	\$1,830.00	\$2,318.00	3.4%
Iowa Central	\$61.00	\$2.00	None		\$1,464.00	\$1,830.00	23	3.4%
Iowa Valley	\$65.00	\$0.00	None		\$1,560.00	\$1,950.00	21	0.0%
Hawkeye	\$70.00	\$2.00	None		\$1,680.00	\$2,100.00	20	2.9%
Eastern Iowa	\$65.00	\$8.00	None		\$1,560.00	\$1,950.00	24	14.0%
Kirkwood	\$65.00	\$3.00	None		\$1,560.00	\$1,950.00	22	4.8%
Des Moines Area	\$61.00	\$4.00	None		\$1,464.00	\$1,830.00	24	7.0%
Western Iowa Tech	\$63.00	\$2.00	21		\$1,512.00	\$1,890.00	\$2,646.00	3.3%
Iowa Western	\$70.00	\$3.00	None		\$1,680.00	\$2,100.00	20	4.5%
Southwestern	\$62.00	\$3.00	None		\$1,488.00	\$1,860.00	23	5.1%
Indian Hills (2)	\$62.00	\$2.00	None		\$1,488.00	\$1,860.00	23	3.3%
Southeastern (3)	\$66.00	\$1.00	A&S Voc	None 19	\$1,584.00	\$1,980.00	21	1.5%
				18			\$2,508.00	
State Averages	\$64.58	\$2.70			\$1,549.84	\$1,937.30		4.5%
Iowa Regents	\$122.00	\$5.00	\$2,906.00		\$2,906.00	\$2,906.00	\$2,906.00	4.3%

Source: Iowa Department of Education, Bureau of Community Colleges

- (1) Where there is no tuition cap, the maximum number of hours for which tuition may be charged without exceeding regents' tuition.
- (2) Semester credits for three 12 week terms. Eight credits per term equals 12 per semester. (10/term equals 15/sem.)
- (3) Southeastern combined all tuition and fees into one tuition charge.

**Table C**  
**Iowa Community Colleges**

**Non-Resident Tuition**  
**(Arts & Sciences, Vocational, and Adult College Parallel)**  
**2000-2001 Academic Year**

Community College	Per Sem. Hr.	Increase	99-00 Cap Cap	If Different	Year 12 Hours	Year 15 hours
Northeast Iowa	\$98.00	\$2.80	None		\$2,352.00	\$2,940.00
North Iowa Area	\$96.90	\$3.70	20		\$2,325.60	\$2,907.00
Iowa Lakes	\$65.00	(\$34.00)	None		\$1,560.00	\$1,950.00
Northwest Iowa	\$91.50	\$3.00	19		\$2,196.00	\$2,745.00
Iowa Central	\$91.50	\$3.00	None		\$2,196.00	\$2,745.00
Iowa Valley	\$130.00	\$14.00	None		\$3,120.00	\$3,900.00
Hawkeye	\$140.00	\$4.00	None		\$3,360.00	\$4,200.00
Eastern Iowa	\$97.50	\$13.50	None		\$2,340.00	\$2,925.00
Foreign Students \$171						
Kirkwood	\$130.00	\$10.00	None		\$3,120.00	\$3,900.00
Des Moines Area	\$122.00	\$8.00	None		\$2,928.00	\$3,660.00
Western Iowa Tech	\$126.00	\$4.00	None		\$3,024.00	\$3,780.00
Iowa Western	\$105.00	\$4.50	None	0	\$2,520.00	\$3,150.00
Southwestern	\$93.00	\$9.00	None		\$2,232.00	\$2,790.00
Indian Hills (1)	\$93.00	\$3.00	None		\$2,232.00	\$2,790.00
Southeastern	\$89.75	\$0.00	A&S None		\$2,154.00	\$2,692.50
			Voc 19	18		
State Averages	\$104.61	\$3.23			\$2,510.64	\$3,138.30

Source: Iowa Department of Education, Bureau of Community Colleges

(1) Semester credits for three 12 week terms. Eight credits per term equals 12 per semester. (10/term equals 15/sem.)



**Table D**  
**Iowa Community Colleges**

**Recurring Fees for Full-Time Students**  
**2000-2001 Academic Year**

Community College	Amount Per	Purpose	Cap	Year at 12 Cr. per Term	Year at 15 Cr. per Term
Northeast Iowa	\$12.00 Sem Hr	General		\$288.00	\$360.00
North Iowa Area	\$2.40 Sem Hr	Student Services		\$57.60	\$72.00
	\$6.15 Sem Hr	Materials	20 cr	\$147.60	\$184.50
	\$9.00 Registration	Records		\$18.00	\$18.00
				<u>\$223.20</u>	<u>\$274.50</u>
Iowa Lakes	\$10.00 Term	Processing		\$20.00	\$20.00
	\$10.00 Term	Base Activity Plus		\$20.00	\$20.00
	\$2.25 Sem Hr	Activity	28 cr	\$54.00	\$56.00
	\$5.50 Sem Hr	General		\$132.00	\$165.00
	\$4.00 Sem Hr	Technology		\$96.00	\$120.00
				<u>\$322.00</u>	<u>\$381.00</u>
Northwest Iowa	\$2.50 Sem Hr	Student Fee		\$60.00	\$75.00
	\$9.00 Sem Hr	Program Fee		\$216.00	\$270.00
				<u>\$276.00</u>	<u>\$345.00</u>
Iowa Central	\$8.25 Sem Hr	Student Fee		\$198.00	\$247.50
Iowa Valley	\$13.50 Sem Hr	Materials & Registration		\$324.00	\$405.00
	\$6.00 Sem Hr	Activity (MCC)	15 cr	\$144.00	\$180.00
	\$6.50 Sem Hr	Activity (ECC)	6-16 cr	\$156.00	\$195.00
			Marshalltown CC	\$468.00	\$585.00
		Ellsworth CC	\$480.00	\$600.00	
Hawkeye	\$4.00 Sem Hr	Service		\$96.00	\$120.00
	\$3.50 Sem Hr	Computer		\$84.00	\$105.00
	\$1.50 Sem Hr	Activity		\$36.00	\$45.00
				<u>\$216.00</u>	<u>\$270.00</u>
Eastern Iowa				\$0.00	\$0.00
				\$0.00	\$0.00
				<u>\$0.00</u>	<u>\$0.00</u>
Kirkwood	None		\$0.00	\$0.00	
Des Moines Area	\$8.40 Credit Hr	Service/Technology		\$201.60	\$252.00
	\$15.00 Course	Correspondence course			
	\$30.00 Course	Convenience (TV class)			
	\$20.00 Credit Hr	Convenience (Internet class)			
	\$25.00	Deferred Payment International Student processing			
Western Iowa Tech	\$6.00 Sem Hr	Technology		\$144.00	\$180.00
	\$6.00 Sem Hr	Marticulation	21 cr	\$144.00	\$180.00
				<u>\$288.00</u>	<u>\$360.00</u>
Iowa Western	\$8.00 Sem Hr	Service		\$192.00	\$240.00
Southwestern	\$12.00	Service		\$288.00	\$360.00
Indian Hills (1)	\$20.00	Health Full time Ottumwa campus day only		\$60.00	\$60.00
Southeastern	None			\$0.00	\$0.00

Source: Iowa Department of Education, Bureau of Community Colleges

(1) Semester credits for three 12-week terms during the school year.

**Table E**  
**Iowa Community Colleges**

**Tuition/Fees for Adults in Selected Adult Education Programs**  
**(Per contact hour unless otherwise specified.)**  
**2000-2001 Academic Year**

Community College	Adult & Continuing Eligible		Adult & Continuing Non-Eligible		Career Supplementary		Diploma		
	Cost	Increase	Cost	Increase	Cost	Increase	Cost	Increase	
Northeast Iowa	\$2.50	\$0.25	\$2.50	\$0.25	\$2.50	\$0.25	\$90.00	/Credit	
North Iowa Area	\$3.20	\$0.20	\$3.20	\$0.20	\$3.20	\$0.20			
Iowa Lakes	\$4.50	\$0.50	\$4.50	\$0.50	\$4.50	\$0.50	\$75.00	/Credit	\$0.00
Northwest Iowa	\$2.75	\$0.25	\$2.75	\$0.25	\$2.75	\$0.25	\$61.00	/Credit	\$2.00
Iowa Central	\$3.25	\$0.25	\$3.25	\$0.25	\$3.25	\$0.25	\$80.00	/Course	
Iowa Valley	\$3.00	\$0.00	\$3.00	\$0.00	\$3.00	\$0.00			
Hawkeye	\$3.25	\$0.25	\$3.25	\$0.25	\$3.25	\$0.25	\$67.00	/Credit	\$2.00
Eastern Iowa	\$1.70		\$1.70		\$1.70		\$0.00		
Kirkwood	\$4.00	\$0.25	\$4.00	\$0.25	\$4.00	\$0.25			
Des Moines Area	\$2.00	(\$1.75)	\$2.00	\$0.00	\$4.00	\$0.25	\$50.00	/Course	
Western Iowa Tech	\$3.00	\$0.10	\$3.00	\$0.10	\$3.00	\$0.10	\$63.00	/Credit	
Iowa Western	\$3.80	\$0.05	\$3.30	\$0.05	\$6.75	\$0.25			
Southwestern	Varies by Class		Varies by Class		Varies by Class				
Indian Hills	\$5.00	\$2.50	\$5.00	\$2.50	\$5.00	\$2.50	\$75.00	/Course	
Southeastern	Varies by Class		Varies by Class		Varies by Class		\$2.25	/Cont. Hr	\$0.15

Source: Iowa Department of Education, Bureau of Community Colleges

**Table F**  
**Iowa Community Colleges**

**Other Fees**  
**2000-2001 Academic Year**

Community College	Transcripts, Each	Room	Apartment	Board	Appli- cation	Grad- uation
Northeast Iowa	\$2.00					
North Iowa Area		\$1,660		Included /Sem (2)		\$35.00
		\$1,625		Included /Sem (3)		
Iowa Lakes	\$2.00 after 1st	\$850-\$860		\$650 - \$750 /Sem (4)		
Northwest Iowa	\$2.00	\$900		/Sem (4)	\$10.00	\$25.00
Iowa Central	\$5.00 After 3rd	\$2,500		\$1,330 /Year (2)		\$20.00
	\$5.00 Each FAX					
Iowa Valley	\$4.00 after 1st	ECC MCC	\$975 \$1,200	\$680 - \$712 /Sem (8) \$920(2) International Students	\$100.00	
Hawkeye						
Eastern Iowa						
Kirkwood						
Des Moines Area	N/A Overnight \$5.00 On Demand \$5.00 FAX					
Western Iowa Tech	\$4.00	Varies		Varies	\$10.00	
Iowa Western	\$1.00			\$1,600.00 /Sem (9) \$1,400.00 /Sem (10)	\$20.00	\$20.00
Southwestern	\$3.00 after 2nd			\$1,550 /Sem		
Indian Hills (1)		\$480		\$500-\$540 /Term (7)		
Southeastern		\$750	\$980	\$750.00 /Sem (10) \$940.00 /Sem (3)		

Source: Iowa Department of Education, Bureau of Community Colleges

**Note:** Many other types of special fees were reported. Examples:

Late Registration	Add/Drop	Special Courses
Testing	Reinstatement	Insurance
Loan Processing	TV	Registration, one time for 1st registration
Distance Learning	Off Campus	Materials
Vocational program Deposit		

- (1) Semester credits for three 12-week terms during the school year.
- (2) Nineteen meals per week.
- (3) Fifteen meals per week.
- (4) Two or three meals per day.
- (5) Apartment
- (6) Dormitory - apartment; must also include board
- (7) 8 or 14 meals per week.
- (8) 15 or 19 meals per week.
- (9) Seventeen meals per week.
- (10) Ten meals per week.

**Table G**  
**Iowa Community Colleges**

**Source of Revenue**  
**2000-2001 Academic Year**

<b>Fiscal Year</b>	<b>Tuition &amp; Fees</b>	<b>Local</b>	<b>State</b>	<b>Federal</b>	<b>Other Income</b>	<b>Total Revenue</b>
1980	20,770,856	10,292,235	42,168,500	9,499,673	2,442,607	85,173,871
1981	25,378,916	10,996,524	45,926,991	11,186,726	2,530,891	96,020,048
1982	29,551,450	11,894,036	48,828,338	10,660,780	2,783,449	103,718,053
1983	32,964,482	12,555,326	54,943,365	7,920,067	4,069,473	112,452,713
1984	35,635,911	13,251,604	54,905,514	9,020,315	6,106,408	118,919,752
1985	39,081,844	13,509,424	57,304,653	7,763,792	5,606,917	123,266,630
1986	41,874,013	14,341,590	57,318,691	7,238,891	6,682,867	127,456,052
1987	44,234,418	15,238,260	59,364,009	7,842,465	7,743,795	134,422,947
1988	46,320,889	15,494,622	74,298,897	8,731,043	6,879,925	151,725,376
1989	52,939,398	14,842,017	81,145,557	8,444,365	8,574,540	165,945,877
1990	59,083,307	14,795,294	87,986,508	9,647,666	8,630,027	180,142,802
1991	64,611,612	14,628,725	99,007,776	10,013,803	7,374,254	195,636,170
1992	71,468,172	15,363,740	103,957,683	10,128,910	7,267,997	208,186,502
1993	80,328,838	14,809,399	105,999,720	9,619,520	7,856,403	218,613,880
1994	84,320,603	14,983,318	111,520,721	9,052,982	9,090,428	228,968,052
1995	88,787,614	15,411,635	115,470,717	9,724,727	11,074,989	240,469,682
1996	94,510,410	16,295,106	120,871,270	9,390,517	11,161,382	252,228,685
1997	101,810,818	16,021,489	126,006,271	8,695,009	12,851,532	265,385,119
1998	110,149,417	16,613,665	130,582,051	8,988,029	15,244,492	281,577,654
1999	115,529,785	17,468,287	135,366,156	9,504,535	18,594,675	296,463,438
2000	120,842,833	18,185,022	141,577,403	10,599,091	20,713,200	311,917,549

Source: Iowa Department of Education, Bureau of Community Colleges