

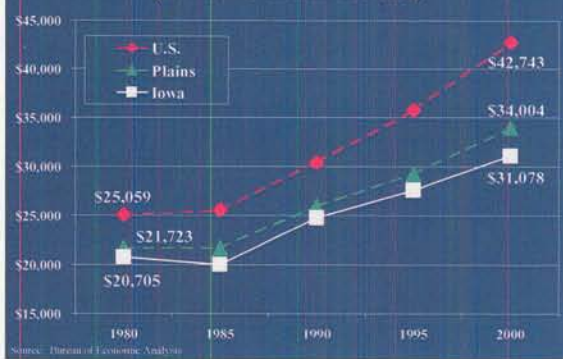




Iowa Average Services Earnings Per Employee  
(in 2000 Constant Dollars)



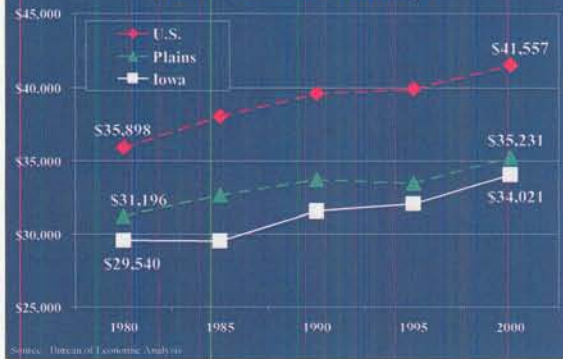
Average FIRE Earnings Per Employee  
(in 2000 Constant Dollars)



Iowa Average FIRE Earnings Per Employee  
(in 2000 Constant Dollars)



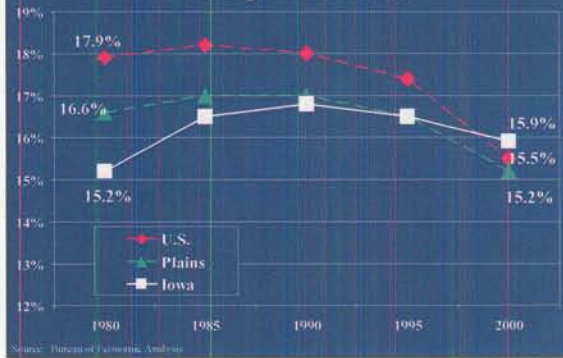
Average Government Earnings Per Employee  
(in 2000 Constant Dollars)




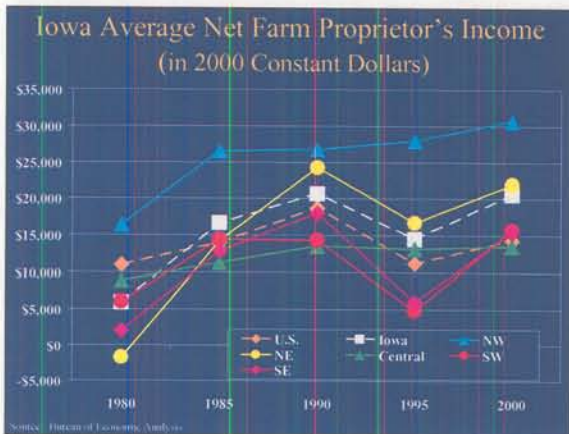
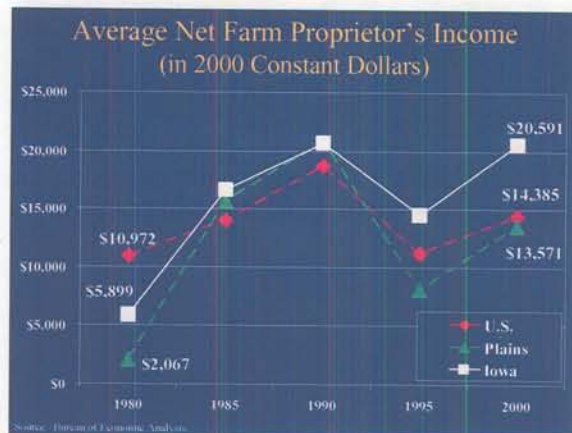
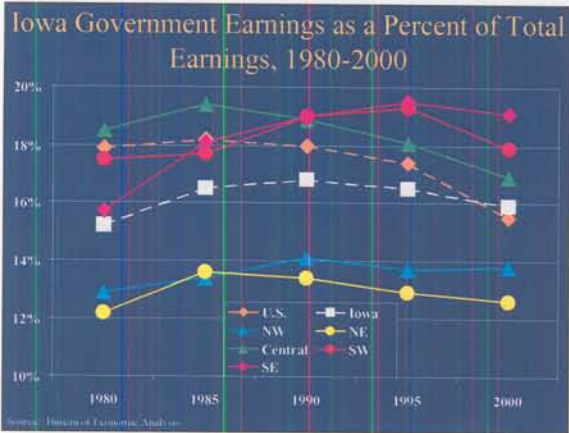
Iowa Average Government Earnings Per Employee  
(in 2000 Constant Dollars)



Government Earnings as a Percent of Total Earnings, 1980-2000







## CONCLUSIONS

- Iowa has a low unemployment rate (approx. 2/3 of national). Is this good or bad?
- Iowa's big 4 of job generators are:
  - Services=27.6%
  - Retail=16.9%
  - Manufacturing=13.7%
  - Government=13.0%

## CONCLUSIONS (Cont'd)

- Iowa's Big 4 of Earnings Generators are:
  - Services=22.9%
  - Government=15.9%
  - Manufacturing=13.7%
  - Retail=9.2%
- One of Iowa's major economic problems is the loss of younger population (ages up to 44)

## CONCLUSIONS (Cont'd)

- Iowa has reduced its poverty rate in the last decade.
- Iowa's per-capita income lags the national average in all but the central counties.
- Iowa's average earnings per job lags the national average in all but the central counties.
- Iowa's average manufacturing earnings went from well above the national and regional average in 1980 to well below in 2000.

## CONCLUSIONS (Cont'd)

- Counties in western Iowa lag the rest of the state in average Manufacturing earnings.
- Iowa's average retail earnings lag national average.
- Iowa's retail trade has migrated dramatically from rural to urban areas from 1980 to 2000
- Iowa's average services earnings per employee trails both nation and region.

## CONCLUSIONS (Cont'd)

- Iowa's FIRE earnings per employee lag nation and region.
- Only the central counties equal national and regional averages in FIRE earnings per employee.
- Iowa lags nation and region in average government earnings per employee.

## CONCLUSIONS (Cont'd)

- Iowa's government earnings as % of all earnings have declined less than nation and region.
- Only northern Iowa has lower government earnings as % of total earnings than nation.
- Iowa leads the nation in average net farm proprietor's income.
- Northwest Iowa has highest average net farm proprietor's income, followed by Northeast Iowa. The remainder of Iowa is below average.

### For further information, contact:

Kenneth E. Stone  
460 Heady Hall  
ISU  
Ames, IA 50011  
(515) 294-6269  
[kstone@iastate.edu](mailto:kstone@iastate.edu)

Or

Georgianne Artz  
(515) 294-6271  
[Gartz@iastate.edu](mailto:Gartz@iastate.edu)  
[www.econ.iastate.edu/retail](http://www.econ.iastate.edu/retail)