

Iowa Department of Agriculture and Land Stewardship
CONSUMER PROTECTION, INDUSTRY SERVICES, FOOD AND ANIMAL HEALTH
BUDGET REQUEST

Weights and Measures (2 additional inspection staff) \$118,000

The Weights and Measures Bureau (W&M) inspects and/or licenses many of the scales and meters that safeguard the integrity of approximately tens of billions of annual commercial activity in Iowa. However, W&M's ability to meet its regulatory mandate has been diminished as a result of a reduction in its staff from a high of 23 FTEs in 1993 to its present staff of 12 FTEs. The inability of W&M's to meet its statutory mandates and its need for additional staff was confirmed in the Iowa State Auditor's March 23, 2011 review of W&M. The addition of one Large Device and one Small Device inspector would put W&M in a better position to meet its mandates and protect the integrity of Iowa commerce.

Pesticide Bureau (2 bureau staff) \$170,000

The Pesticide Bureau (PB) regulates and/or licenses pesticides and both commercial and private pesticide applicators in Iowa. While the enforcement activity and the volume of documents processed has grown at an ever increasing rate, the PB's staff has been reduced by 5 pesticide investigators and 4 office support employees since 1993. The introduction of new herbicide resistant varieties and the presence of new pests will only add to the PB's future workload. As a result, the addition of a pesticide investigator and a certification coordinator will be vitally important to the PB's effort to meet the needs of Iowan's impacted by the use of pesticides in Iowa.

Animal Industry (2 additional District Vets) \$210,428

The Animal Industry Bureau works to protect the health and commercial value of Iowa's livestock through its involvement in numerous disease prevention programs, its conduct of disease surveillance work and through its official animal identification programs. The bureau's ability to perform these important functions has been negatively impacted by the loss of two state veterinarians and three office staff positions since 2009. The addition of two state veterinarians will allow the bureau to more effectively protect public and animal health and to increase its ability to respond to animal disease or disaster events.

Funding of Union Agreement, IPERS and Increased Health Costs (\$949,883)

This funding request covers the increased employee costs that the Department is required to pay in accordance with the union contracts. The union contracts require a 2% COLA on July 1, 2012 and a 1% COLA on January 1, 2013. Additionally, a 4.5% merit increase is required in FY 2013. This request equates to 12 layoffs of current employees if not funded. The Department has lost of total of 58 employees since FY 2008 and is at the lowest staffing levels in over 25 years.

Increased Personnel & Benefits Cost Estimate Details:

Health Insurance Increase	222,290
Dental Insurance Increase	6,600
SERIP Health Insurance Increase	39,205
Merit Increase	150,000
COLA Increases	439,170
FICA & IPERS on Increased Wages	92,618
	<hr/> 949,883 <hr/>

Total increase: \$1,692,585

Total request for Consumer Protection, Industry Services, Food Safety and Animal Health: \$18,476,089


The Value of Weights & Measures to Iowans

In 2011 over 1.5 billion gallons of gasoline were sold in Iowa through fuel pumps licensed by the IDALS Weights & Measures Bureau. Iowa Law mandates the W&M Bureau to inspect all fuel pumps in Iowa on an annual basis; however, IDALS has not been able to comply with the mandate for several years due to budgetary issues.

Year	Total Staff	Fuel Pumps	Annually Inspected Fuel Pumps	Value of Fuel Sold to Iowans	Cost of 1% Error
1985	26	25,881	100%	\$941 million	\$9.4 million
2010	11	38,925	70%	\$6.9 billion	\$69 million

The number of licensed commercial scales in Iowa has increased nearly 260% since 1985. Iowa Law mandates that these scales are inspected regularly. Due to budgetary issues the 'regular' inspection interval for small scales is roughly every two years and large-capacity scales are inspected every five years.

Year	Total Staff	Scales	Annually Inspected Scales	Value of Grain Sold by Iowans	Cost of 1% Error
1985	26	7,467	100%	\$5.2 billion	\$52 million
2011	11	19,272	49%	\$28.1 billion	\$280 million





Iowa Department of Agriculture and Land Stewardship Bureau of Animal Industry

Summary report of licensee numbers:

- **Field Staff**
 - 5 Livestock Inspectors
 - 4 State District Veterinarians
 - 2 Compliance Investigators

- **Companion Animal Licensees**
 - 272 - Commercial Breeders of Dogs and Cats
 - 185 - Pet Shops
 - 109 - Animal Shelters
 - 730 - Commercial Kennels (boarding, grooming, and/or training)
 - 149 - Boarding Kennels (boarding only)
 - 32 - Dealers (dogs and cats)
 - 158 - Pounds

Total number of annual inspections = 1,635

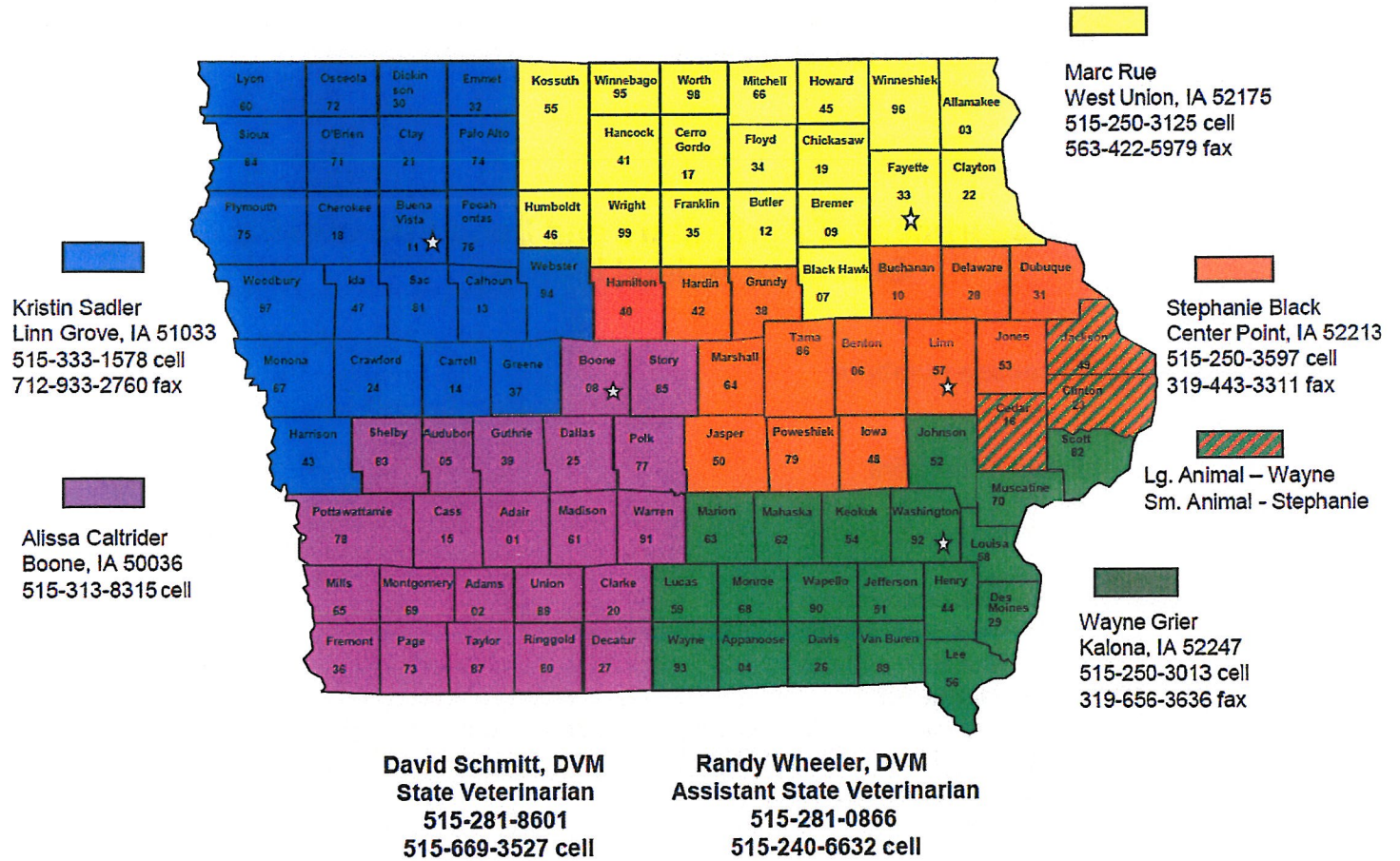
- **Livestock Licensees**
 - 3 - Bull Breeders
 - 125 - Hatcheries and Chick Dealers
 - 170 - Livestock Dealers
 - 49 - Auction Markets – inspected twice per year
 - 3 - Poultry Buyers
 - 42 - Feeder Pig Dealers – inspected twice per year
 - 29 - Renderers and Transporters of Dead Animals
 - 10 - Sheep Dealers
- 431 Livestock Licensees

Total livestock related annual inspections = 522

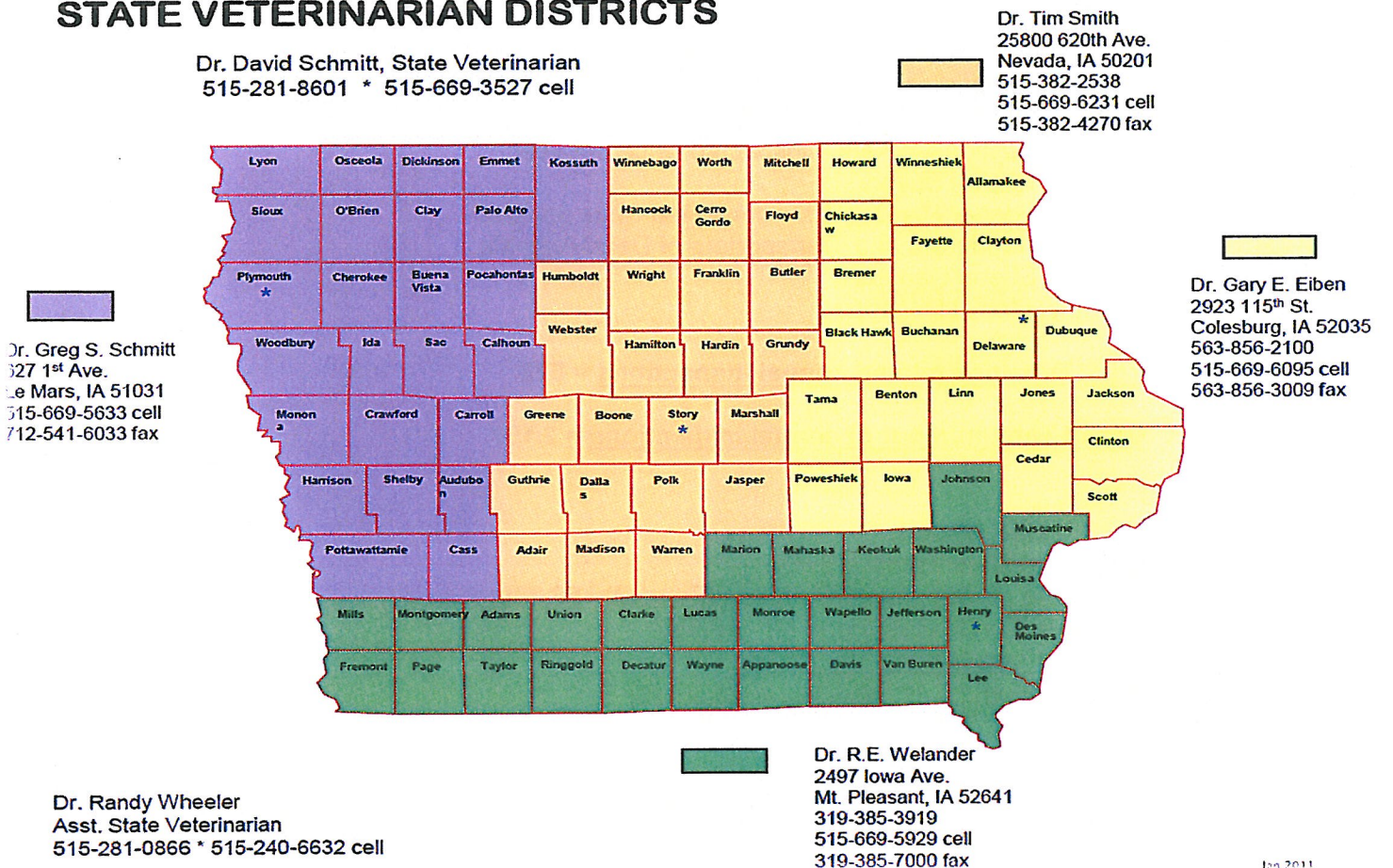
Grand Total number of annual inspections = 2,157

- **Health Certificates Issued:**
 - Dog & Cat Certificates: 13,650
 - Certificate of Veterinary Inspection (Form O): 58,300
 - Intrastate Certificates (Form M): 16,550
 - Farm to Farm Movement: 2,625
- 91,125 Health Certificates Issued Annually

STATE LIVESTOCK INSPECTOR DISTRICTS



STATE VETERINARIAN DISTRICTS



Iowa Department of Agriculture and Land Stewardship
SOIL CONSERVATION AND WATER QUALITY BUDGET REQUEST

Urban Conservation - \$1 million increase (last year \$0)

\$1 million of funding will help ensure this program continues to provide strong, comprehensive technical assistance to local communities and cities across the state.

Ag Drainage Wells - \$1 million increase (last year \$0)

An additional \$1 million would allow execution of 3 applications on file, closing 5 ADWs with an estimated \$1 million in cost-share funding required. Twenty-five percent (\$250,000) of all construction costs will be leveraged by landowners.

Watershed Protection Fund - \$1 million increase (last year \$900,000)

In April 2011, 12 applications totaling \$5.5 million were received, and unable to be funded. An additional \$1 million would allow partial funding for these projects. These funds have the potential to bring in millions in leveraged dollars, including: \$1.45 million from EPA 319 funds, \$500,000 from other sources and \$950,000 from landowners.

Cost Share - \$2 million increase (last year \$6.3 million)

An additional \$2 million would enable an expanded focus, helping to reduce off-site water quality impacts from agricultural and urban landscapes. Greater assistance will be made available for water quality improvement practices and flood reduction measures, increasing landowners' ability to better manage nutrients in any landscape.

Conservation Reserve Program - \$1 million increase (last year \$1 million)

An additional \$1 million has the potential to enroll over 18,000 acres in Continuous CRP. With an annual rental rate of \$160 per acre, \$2,880,000 per year, or \$28,800,000 for the life of the CRP contract, would be generated.

Over \$500,000 in federal and local dollars could be leveraged to design, implement and certify CRP and Environmental Quality Incentive Program (EQIP) practices. Iowa has a backlog of requests for conservation dollars; these funds have the potential to bring in over \$5 million in EQIP funds that other states are unable to spend.

Soil and Water Conservation Vacant positions - \$859K increase (last year \$2 million)

\$850,000 will allow the reinstatement of 9 Secretary II positions and 6 State Technician I positions. Twenty-one field offices are currently without a state secretary. Fourteen technicians have been lost in the last two years; funding has not allowed replacement.

Total increase: \$6,859,376

Total Environment First Funding request: \$19,259,376

DSC Secretaries & Technicians (January 2012)



Shared Secretary



No Secretary of Technician



No Secretary

79 State Secretaries
32 State Technicians

