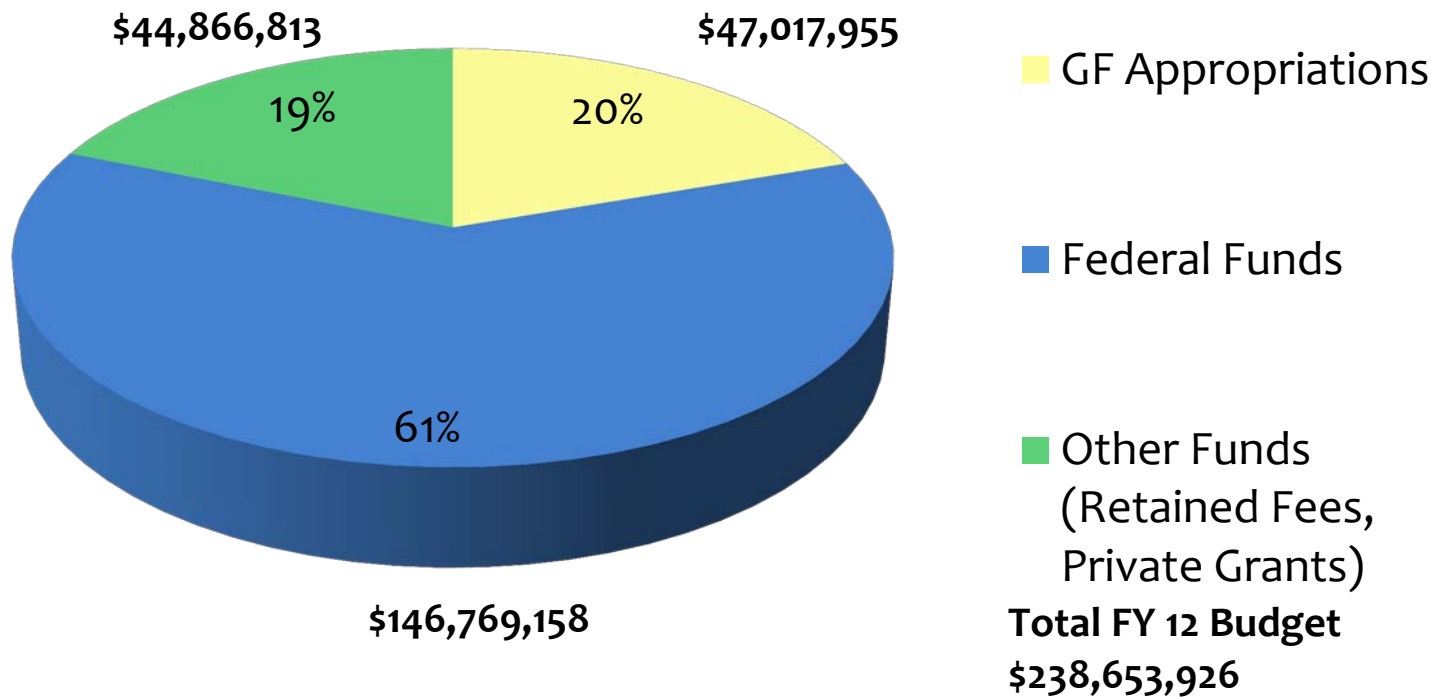


# Iowa Department of Public Health FY 2013 Governor's Recommendation

Presented to Health and Human Services Appropriations  
Subcommittee  
January 24, 2012

# IDPH Funding Overview

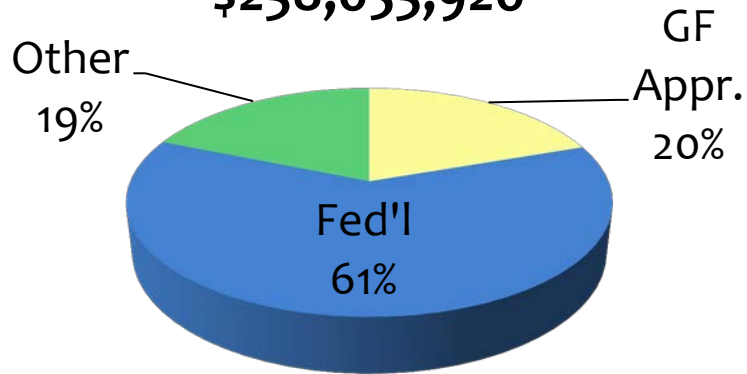
## FY 2012



# IDPH Funding Overview

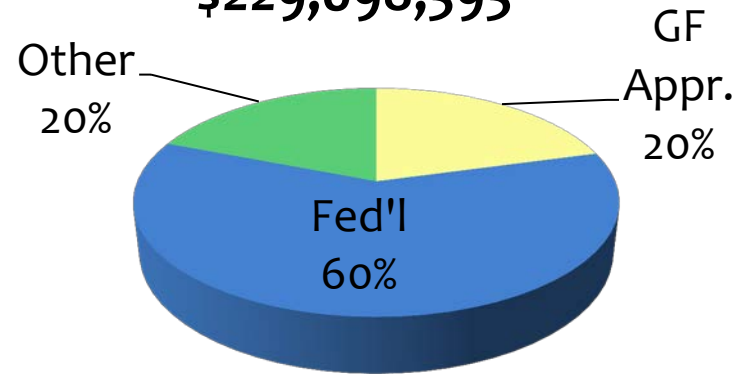
FY 2012

**Total Budget =  
\$238,653,926**



FY 2013 Governor's Rec.

**Total Budget =  
\$229,098,393**



# Summary of Changes

## FY 13 Dept. Req. and FY 13 Gov's Rec.

- \* IDPH requested an additional \$731,558 from the GF in lieu of the appropriations made to DHS in FY 12 from the Health Care Transformation Account. The Governor recommended the continuation of funding from the Health Care Transformation Account.
- \* IDPH requested an additional \$25,000 for the Governor's Council on Physical Fitness. The Governor did not recommend this funding.



# Promoting and Protecting the Health of Iowans

## General Funds

94%

Deliver to  
local services



## Federal Funds

72%

Deliver to  
local services

| Appropriation Name                      | FY 2013 Governor's Recommendation |                       |                      |                       |
|---|-----------------------------------|-----------------------|----------------------|-----------------------|
|   | G.F.                              | Federal Funds         | Other Funds          | Total Funds           |
| Addictive Disorders                     | \$ 23,503,190                     | \$ 21,691,403         | \$ 1,122,000         | \$ 46,316,593         |
| Healthy Children and Families           | \$ 2,594,270                      | \$ 67,434,134         | \$ 7,151,623         | \$ 77,180,027         |
| Chronic Conditions                      | \$ 3,361,656                      | \$ 11,855,451         | \$ 1,061,826         | \$ 16,278,933         |
| Community Capacity                      | \$ 4,235,166                      | \$ 9,779,107          | \$ 179,460           | \$ 14,193,733         |
| Healthy Aging                           | \$ 7,297,142                      | \$ -                  | \$ 1,599,539         | \$ 8,896,681          |
| Environmental Hazards                   | \$ 813,777                        | \$ 687,806            | \$ 2,080,000         | \$ 3,581,583          |
| Infectious Diseases                     | \$ 1,345,847                      | \$ 9,855,870          | \$ 200,371           | \$ 11,402,088         |
| Public Protection                       | \$ 2,776,232                      | \$ 11,977,593         | \$ 26,510,241        | \$ 41,264,066         |
| Resource Management                     | \$ 819,554                        | \$ 4,632,363          | \$ 983,195           | \$ 6,435,112          |
| Vision Screening                        | \$ 100,000                        |                       | \$ -                 | \$ 100,000            |
| Congenital/Inherited Disorders Registry | \$ 171,121                        |                       | \$ -                 | \$ 171,121            |
| Vital Records Fund                      | \$ -                              | \$ 340,000            | \$ 2,938,456         | \$ 3,278,456          |
| <b>Total IDPH GF Appropriations</b>     | <b>\$ 47,017,955</b>              | <b>\$ 138,253,727</b> | <b>\$ 43,826,711</b> | <b>\$ 229,098,393</b> |
|   | 20%                               | 60%                   | 20%                  |                       |

# General Fund Appropriations

- \* Addictive Disorders
- \* Healthy Children and Families
- \* Chronic Conditions
- \* Community Capacity
- \* Healthy Aging
- \* Environmental Hazards
- \* Infectious Diseases
- \* Public Protection
- \* Resource Management