
2025 Budget Presentation



John R. Benson

Director / Homeland Security Advisor

Iowa Department of Homeland Security and Emergency Management

HSEMD Mission

Enhancing the quality of life for lowans by preparing our State and building resilient communities.

HSEMD Strategy

- Agile Response Operations
 - Rapid recovery programs with clear-cut benefits
 - All team members are leaders in their fields and within state government
 - Collaborative, transparent and creative teams
 - Operationalized equity in emergency management
-

SFY 2025 Budget Request

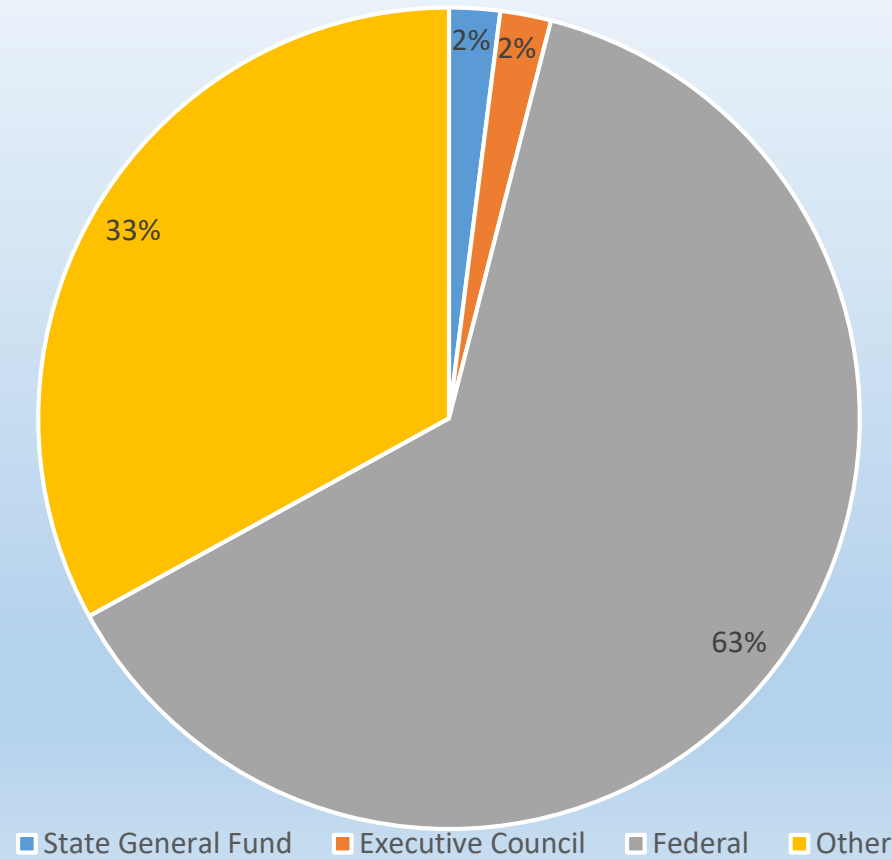
SFY2024

- General Fund Appropriation
 - \$2,439,389
- Technology Reinvestment Fund
 - \$400,000
- E911
 - \$300,000

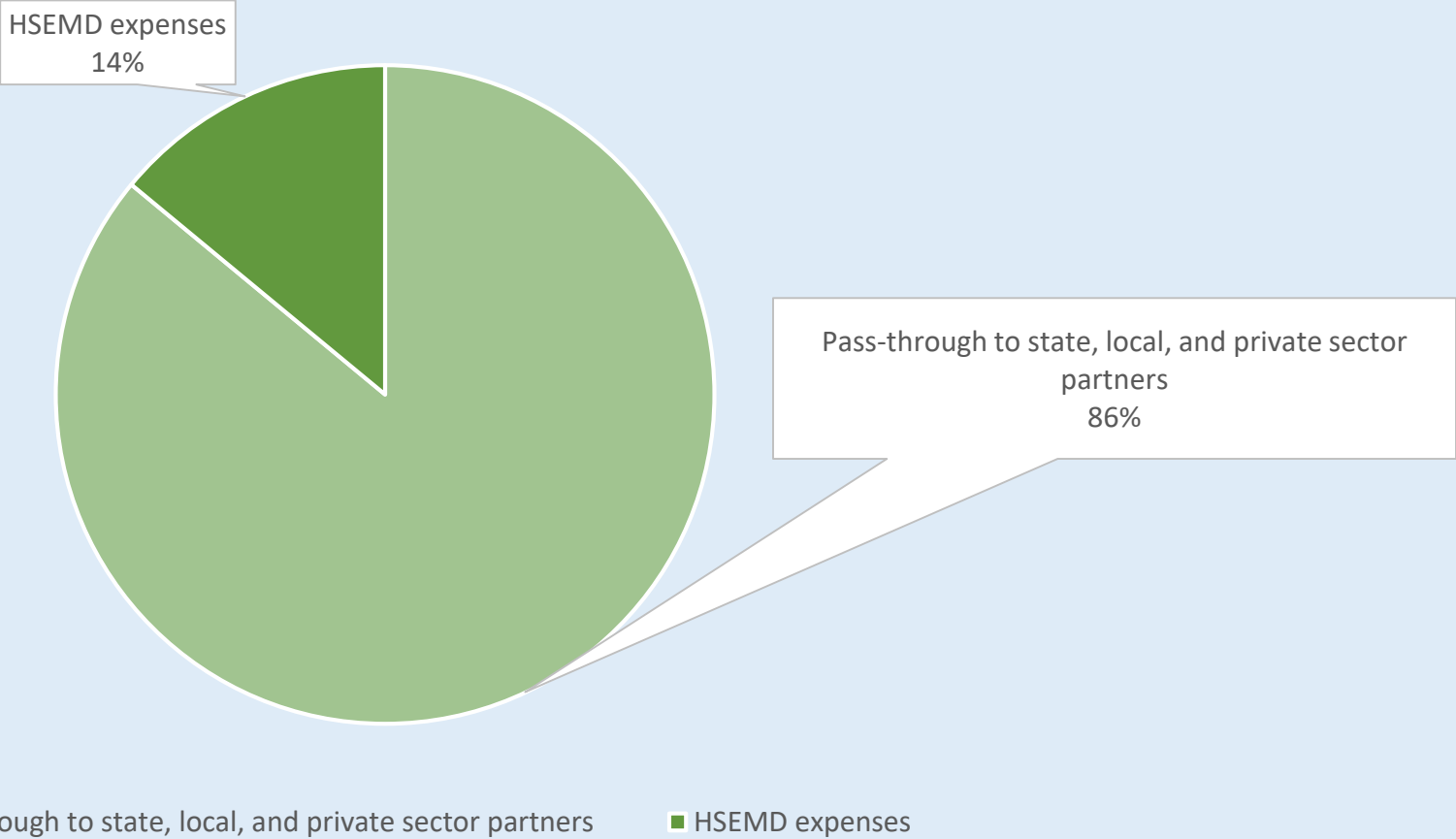
SFY2025

- General Fund Appropriation
 - \$2,442,595
- Technology Reinvestment Fund
 - \$400,000
- E911
 - \$300,000

Revenue Streams



Expenses



Current Table of Organization

Director
John R. Benson

Recovery Division
Dennis Harper

Chief of Staff
Larry Gioffredi

Response Division
Zachary Ellison

David Parziale
Public Assistance Bureau

Jeremy Sroka
Preparedness Bureau

Jonathan "Dusty" Pogones
Mitigation Bureau

Jonathan Paoli
Communications & Technology
Bureau

Mark Newhall
Disaster Grants Bureau

Julie Nishijima
Non-Disaster Grants Bureau

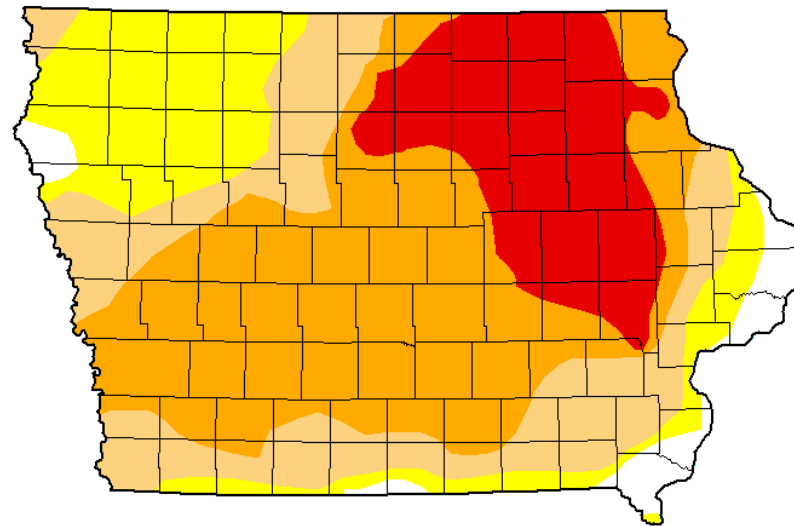
Total Full Time Employees

81







Drought

U.S. Drought Monitor Iowa

February 20, 2024
(Released Thursday, Feb. 22, 2024)
Valid 7 a.m. EST



Intensity:

-  None
-  D0 Abnormally Dry
-  D1 Moderate Drought
-  D2 Severe Drought
-  D3 Extreme Drought
-  D4 Exceptional Drought

The Drought Monitor focuses on broad-scale conditions. Local conditions may vary. For more information on the Drought Monitor, go to <https://droughtmonitor.unl.edu/About.aspx>

Author:

Richard Heim
NCEI/NOAA



droughtmonitor.unl.edu

Office of Levee Safety

- Created in Chapter 418A – Levee Improvement Program
 - Partners – HSEMD, Flood Mitigation Board, Iowa Geologic Survey
 - Key Tasks
 - Identification and survey of all levees – 900 miles
 - Development of a rating system
 - Provision of funding to address shortfalls
 - Outreach
 - Funding from wager tax. \$5 million/year to 2028
-

Critical Infrastructure Information Sharing

- Joint effort by HSEMD, DPS Fusion Center, and DOM DoIT
 - Federal Partners: FBI, CISA, DHS, ODNI and others
 - CI is becoming a larger target for bad actors
 - Includes both public and private sector systems
 - Tactics
 - Ransomware
 - Data theft
 - Disable systems
 - Living off the land
 - All systems are targets
-

Emergency Communications

- 911 System
 - Shared service implementation 76 of 111 PSAPs. 80+ next year.
 - Shared service redundant through FirstNet
 - System evolution considerations (technical, financial)
- Alert Iowa
 - Emergency messaging system available at no cost to locals
 - 92 counties utilizing the system
 - Allows access to federal alerting systems (EAS, WEA)

Mitigation

- Building Resilient Infrastructure and Communities
 - FEMA program with \$1 billion, Nationally competitive
 - Prior grant years applications mandated statewide building code adoption
 - Home rule states were unfairly penalized
 - IA/MO issued joint letter to FEMA with proposed solutions
 - Building requirement removed
 - CDRZ project applications – Denison, Cedar Rapids
- Swift Current
 - \$10 million
 - Repetitive loss, active flood insurance policy
 - Acquisition, elevations, floodproofing

Recovery Funding

- Disaster Funds, Mitigation Funds, CARES Act Funds, State Flood Mitigation Funds, State Flood Recovery Funds, Sales Tax Increment Funds
 - Projected Total Federal/State Cost = \$2,043,773,210
 - Funds obligated = \$1,700,404,019
 - Funds Paid = \$1,073,898,490
- 3 of the top 5 disasters occurred in 2019/2020
 - 2019 – Missouri River Flood - \$230 Million
 - 2020 - Derecho - \$235 Million
 - 2020 – COVID - \$250 Million

Non-Profit Security Grant

- Eligible applicants – 501(c)(3) and able to demonstrate risk of attack
- Nationally competitive
- Awarded
 - 2018 – 2 = \$172,000
 - 2019 – 4 = \$150,000
 - 2020 – 9 = \$454,874
 - 2021 – 4 = \$382,960
 - 2022 – 16 = \$1,304,042
 - 2023 – 25 = \$3,144,579

Response Assets

- Generator – 24 total
 - 35kW to 300Kw
 - Pumps – 76 total
 - 73 – 4 inch, 6 inch, 8 inch
 - 3 – 16 inch Crisafulli
 - Sandbag Machines – 3
 - Sandbags – 807,250
 - HESCO – 4,200 feet
 - Mobile Traffic Barrier – 64
 - Surveillance Tower
 - Truck and trailer
-

Close

HSEMD Annual Report

<https://www.legis.iowa.gov/docs/publications/DF/1387275.pdf>

911 Annual Report

<https://www.legis.iowa.gov/docs/publications/DF/1387510.pdf>

Flood Mitigation Board Annual Report

<https://www.legis.iowa.gov/docs/publications/DF/1444345.pdf>

Statewide Levee Improvement Report

<https://www.legis.iowa.gov/docs/publications/DF/1441956.pdf>

Department Website

<https://homelandsecurity.iowa.gov/>