Department of Administrative Services

Presentation to:

The Transportation, Infrastructure and Capitals Appropriations Subcommittee

February 6, 2023

Department of Administrative Services
Major & Routine Maintenance Definitions

Major Maintenance is defined as expenditures made beyond the regular, normal upkeep of physical properties (i.e. Land, Buildings, and Equipment) for the repair or replacement of failed or failing building components as necessary to return a facility to its currently intended use, to prevent further damage, or to make it compliant with changes in laws, regulations, codes or standards. Tangible personal property is not eligible for major maintenance funds.

Routine Maintenance is defined as expenditures made for the regular upkeep of physical properties (i.e. Land, Buildings, and Equipment) including recurring, preventive and on-going maintenance necessary to delay or prevent the failure of physical properties. For purposes of this definition, building operational costs are not considered routine maintenance. Tangible personal property is not eligible for routine maintenance funds.

Department of Administrative Services Major Maintenance and Routine Maintenance Appropriation History from RIIF

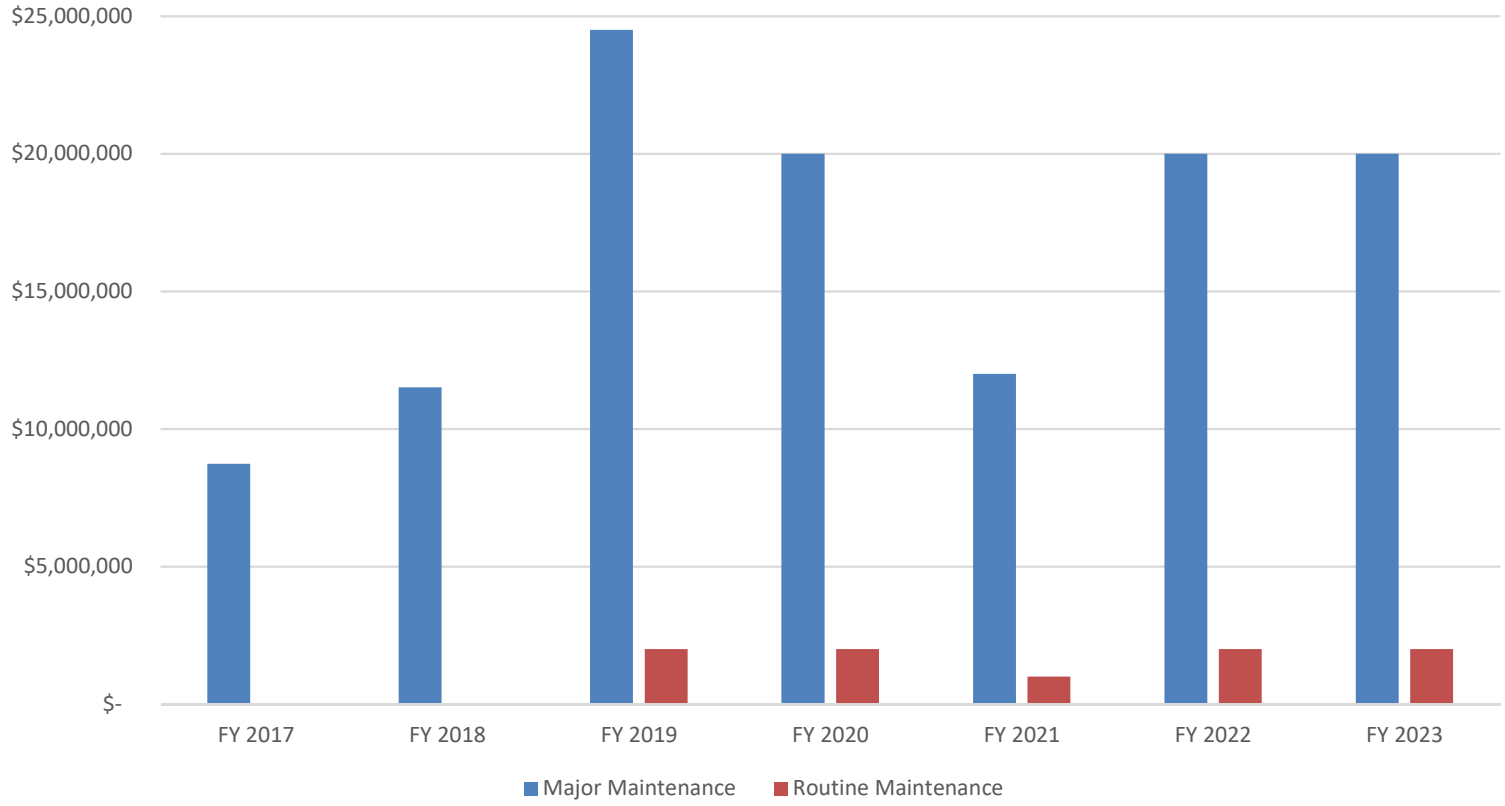

Department of Administrative Services Unfunded Major Maintenance Projects By Priority

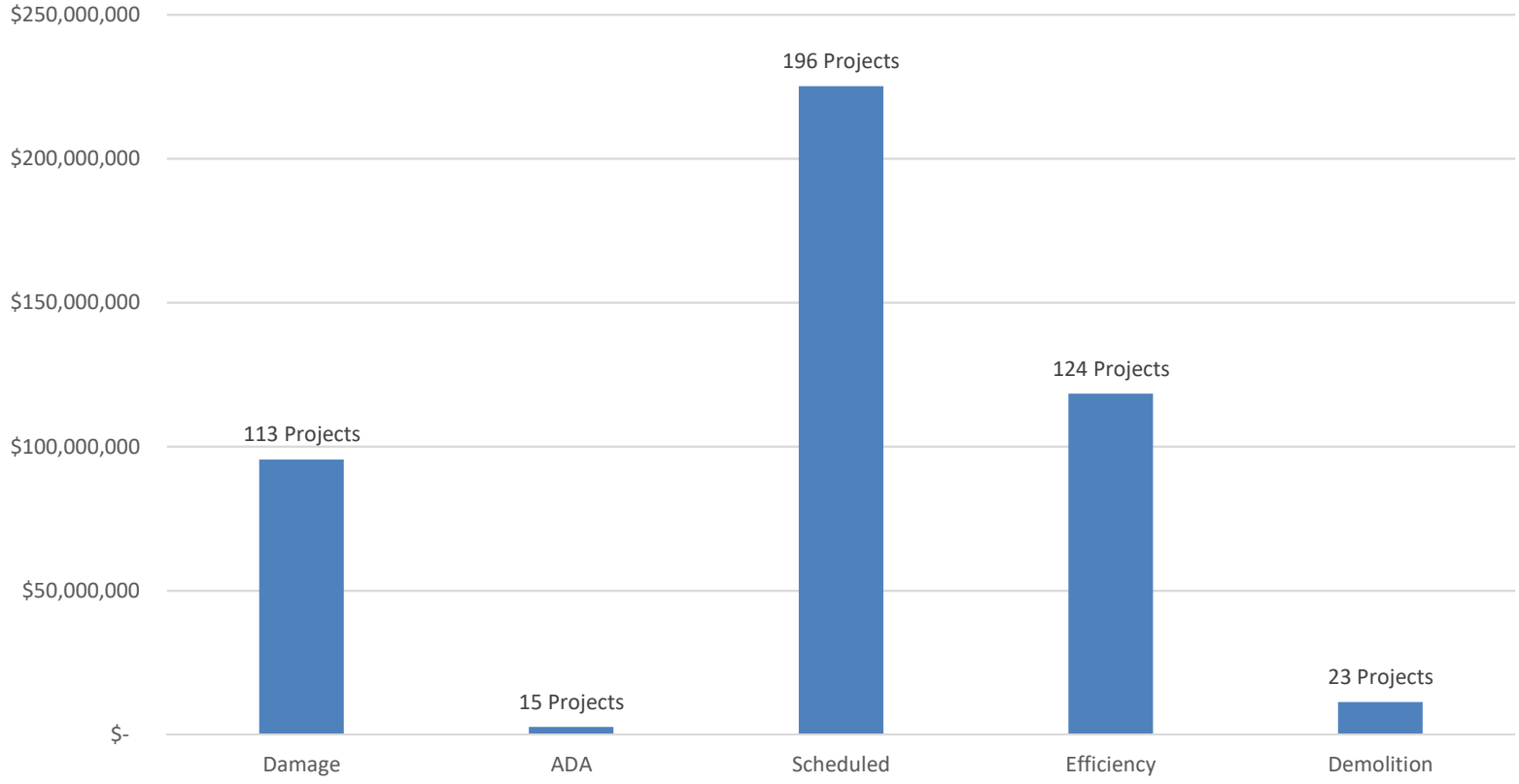

Department of Administrative Services
Empowering People
Collaboration
Customer Service

Department of Administrative Services Unfunded Major Maintenance Projects With Damage Anticipated (Priority 2)

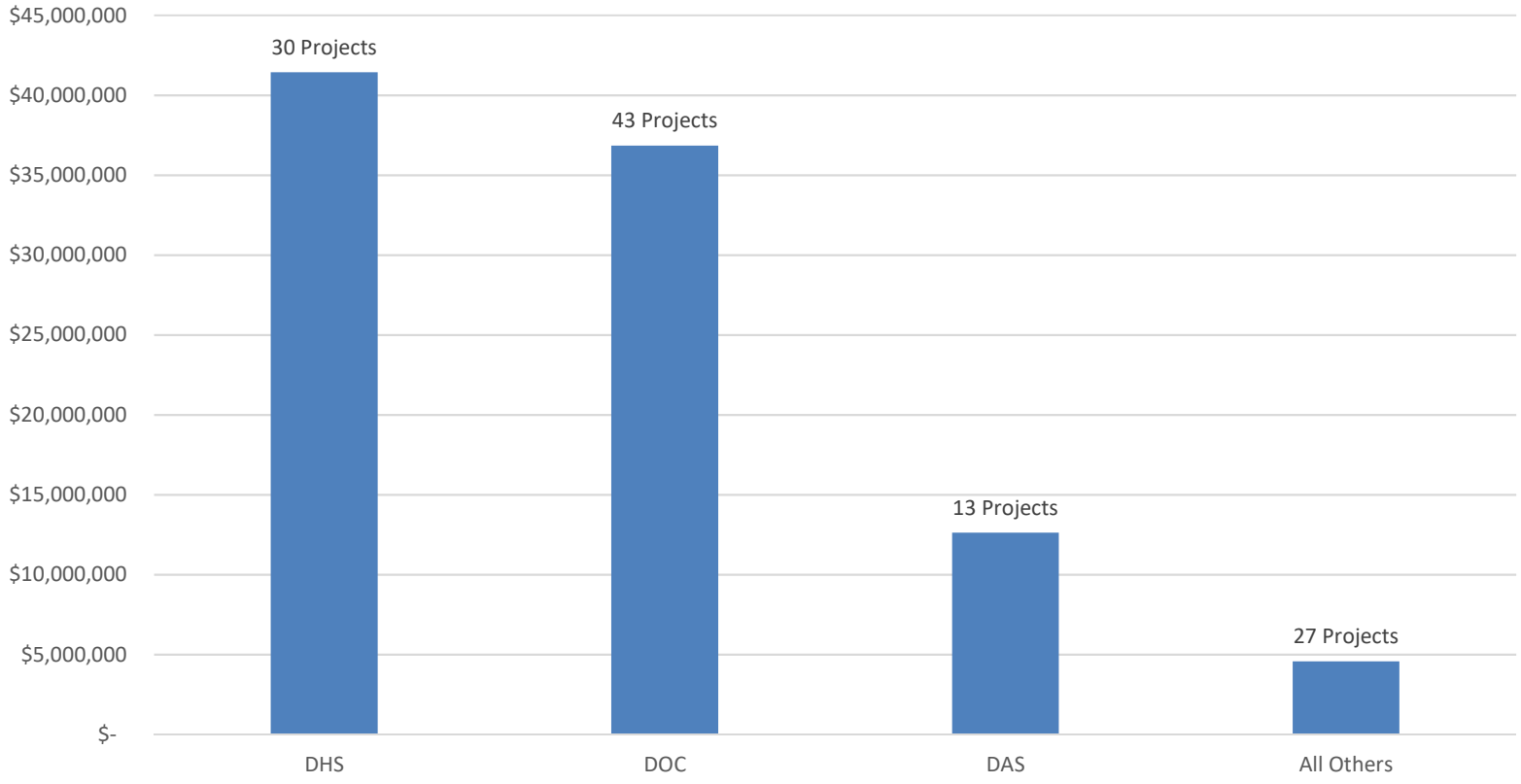

Department of Administrative Services
Unfunded Major Maintenance Projects
Demolition

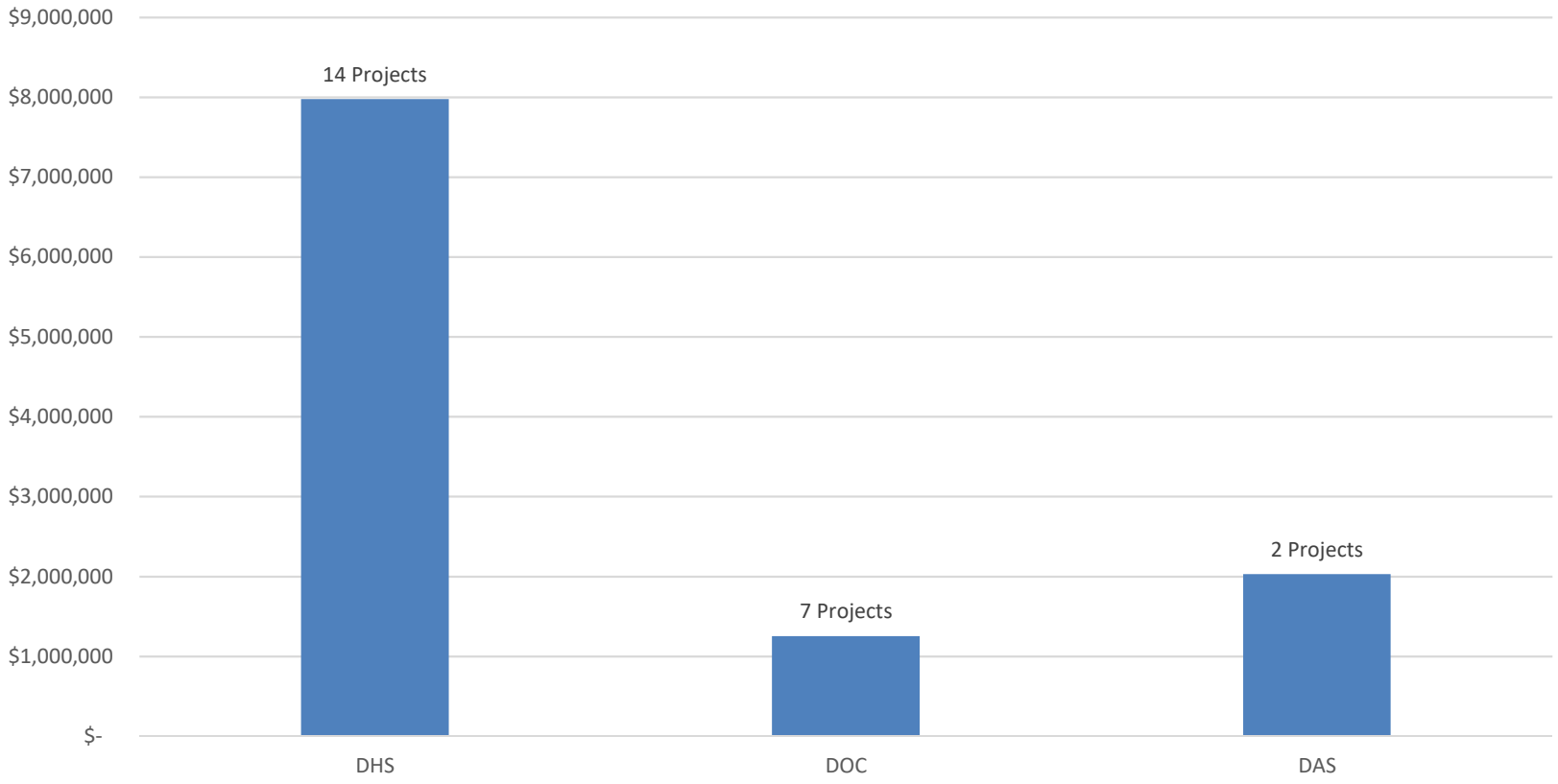

Annual Infrastructure Report - 2022

Iowa Code Sections 8.57(5h), 8A.321(11), 12.88(4), 12.88A(4), and 12E.12(9)

Iowa Department of Administrative Services

January 15, 2023

In accordance with the Code of Iowa, Sections 8.57(5h), 8A.321(11), 12.88(4), 12.88A(4), and 12E.12(9), this annual report summarizes the status of all ongoing building-related projects for which appropriations from various revenue sources have been made to the Department of Administrative Services. The report includes projects for which funding reverted in 2022 as well as ongoing projects.

Major Maintenance

Expenditures made beyond the regular, normal upkeep of physical properties (i.e. Land, Buildings, and Equipment) for the repair or replacement of failed or failing building components as necessary to return a facility to its currently intended use, to prevent further damage, or to make it compliant with changes in laws, regulations, codes or standards. Tangible personal property as defined in the section "Routine Maintenance Definitions" shall not be eligible for major maintenance funds. Major maintenance covers projects on the Capitol Complex as well as off-complex agency facilities including:

- Department of Administrative Services
- Department of Commerce, Alcoholic Beverages Division
- Department of Corrections
- Department of Cultural Affairs
- Department of Education including Iowa Public Television and Iowa Vocational Rehabilitation Services
- Department for the Blind
- Department of Human Services
- Department of Public Safety
- Department of Veterans Affairs
- Iowa Law Enforcement Academy
- Iowa Veterans Home
- Iowa Workforce Development
- Terrace Hill

Work Progress:

Work is ongoing and many projects have been completed. A complete list of projects is available online at http://das.iowa.gov/financials/.

Total Resources: $122,987,958

Funding available represents major maintenance appropriations since 2017. Additional resources include monument donations and agency funds for specific projects.

Financial Summary for Major Maintenance:

Fiscal Year	Funding Source	Accounting Codes	Reversion Date	Appropriated Amount	Additional Resources		Total Resources	Total Resources Allocated	Total Contracted	Total Expended	Open Contracts	Allocated Not Contracted	Unallocated
2017	RIIF	R527	6/30/2024	$8,729,237	$720,330	[1]	$9,449,567	$9,449,567	$9,419,202	$9,419,202	$0	$30,364	$0
2018	RIIF	R528	6/30/2021	$11,510,000	$420,081	[2]	$11,930,081	$11,930,081	$11,930,081	$11,930,081	$0	$0	$0
2019	RIIF	MM19	6/30/2022	$24,500,000	$1,207,679	[3]	$25,707,679	$25,707,679	$25,707,679	$25,707,679	$0	$0	$0
2020	RIIF	MM20	6/30/2023	$20,000,000	$997,576	[4]	$20,997,576	$20,683,697	$20,503,843	$20,392,924	$110,919	$179,854	$313,879
2021	RIIF	MM21	6/30/2024	$12,000,000	$1,344,992	[5]	$13,344,992	$13,180,077	$10,956,464	$8,073,965	$2,882,500	$2,223,612	$164,916
2022	RIIF	MM22	6/30/2025	$20,000,000	$1,058,062	[6]	$21,058,062	$20,872,391	$16,150,465	$8,743,711	$7,406,754	$4,721,926	$185,671
2022	RIIF	MA23	6/30/2025	$500,000	$0	[7]	$500,000	$250,000	$34,690	$34,690	$0	$215,310	$250,000
2023	RIIF	MM23	6/30/2026	$20,000,000	$0	[8]	$20,000,000	$18,534,622	$3,598,118	$223,043	$3,375,075	$14,936,504	$1,465,378
			Totals:	$117,239,237	$5,748,721		$122,987,958	$120,608,114	$98,300,543	$84,525,296	$13,775,247	$22,307,571	$2,379,844

[1] SF2324, Section 3.1, provides for an allocation of $100,000 toward monument maintenance with a $2/$1 match from donations. HF643 deappropriated $760,000 from R527. Amended by HF765 changing the reversion date for the monument repair allocation from FY21 to FY24.

[2] HF643, Section 1, appropriates $11,510,000 from RIIF.

[3] 2018 Iowa Acts, Chapter 1162, Section 1 (FY2019), provides for an allocation of $3,300,000 for the Historical Building.

[4] 2018 Iowa Acts, Chapter 1162, Section 1 (FY2019), provides for an allocation of $3,300,000 for the Historical Building.

[5] HF2642, Section 7 amended 2018 Iowa Acts, Chapter 1162, Section 1 by reducing the appropriation from $20 million to $12 million (FY2021).

[6] 2018 Iowa Acts, Chapter 1162, Section 1 (FY2022).

[7] HF2579, Section 8A.321 (FY2023).

[8] 2018 IA Acts, chapter 1162, sec 1.1; 2020 IA Acts, chapter 1120, sec 7.

Routine Maintenance

Routine, recurring, and preventive maintenance for State-owned facilities at the Capitol Complex and statewide for ten agencies.

- Iowa Public Television
- Terrace Hill
- Department of Public Safety
- Iowa Veterans Home
- Department of Veterans Affairs
- Iowa Law Enforcement Academy
- Department of Human Services
- Department of Cultural Affairs
- Department of Corrections
- Department of Administrative Services

Progress of the Work:

All funds were distributed to agencies on a square footage basis.

Work is ongoing and many projects have been completed. A complete list of projects is available online at http://das.iowa.gov/financials/

Total Resources: $9,055,788

Financial Summary for Routine Maintenance:

Fiscal Year	Funding Source	Accounting Codes	Reversion Date	Appropriated Amount	Additional Resources		Total Resources	Total Resources Allocated	Total Contracted	Total Expended	Open Contracts	Allocated Not Contracted	Unallocated
2019	RIIF	RMST	N/A	$2,000,000	$51,281	[1]	$2,051,281	$2,051,281	$2,051,281	$2,051,281	$0	$0	$0
2020	RIIF	20RM	N/A	$2,000,000	$4,277	[2]	$2,004,277	$2,003,784	$2,003,784	$2,003,784	$0	$1,434	$493
2021	RIIF	21RM	N/A	$1,000,000	$0	[3]	$1,000,000	$1,000,000	$1,000,000	$815,664	$59,762	$0	$0
2022	RIIF	22RM	N/A	$2,000,000	$31	[4]	$2,000,031	$2,000,016	$1,636,679	$850,439	$235,328	$363,337	$14
2023	RIIF	23RM	N/A	$2,000,000	$198	[5]	$2,000,198	$2,000,198	$794,328	$317,402	$476,926	$1,682,796	$0
			Totals:	$9,000,000	$55,788		$9,055,788	$9,055,280	$7,486,073	$6,038,570	$772,016	$2,047,567	$508

[1] SF2414, Section 17.2, establishes an annual standing appropriation of $2,000,000 in the Routine Maintenance Fund for buildings under the control of DAS.

[2] Iowa Code Section 8A.330, subsection 3 appropriates funds to DAS for purposes of routine maintenance projects.

[3] Iowa Code Section 8A.330, subsection 3, as amended by HF2642, section 14 appropriates funds to DAS for purposes of routine maintenance projects.

[4, 5] Iowa Code Section 8A.330, subsection 3 appropriates funds to DAS for purposes of routine maintenance projects.

Capitol Complex Security Cameras

Progress of the Work:

For security cameras on the state capitol complex.

Working on finalizing camera locations and network needs.

Total Resources: $1,500,000

Financial Summary for Security Cameras:

Fiscal Year	Funding Source	Accounting Codes	Reversion Date	Appropriated Amount	Additional Resources		Total Resources	Total Resources Allocated	Total Contracted	Total Expended	Open Contracts	Allocated Not Contracted	Unallocated
2021	RIIF	R93S	6/30/2023	$250,000	$0		$250,000	$250,000	$250,000	$250,000	($0)	$0	$0
2022	RIIF	SC22	6/30/2024	$250,000	$0		$250,000	$80,828	$80,828	$80,146	$681	$0	$169,172
2023	RIIF	SC23	6/30/2025	$1,000,000	$0		$1,000,000	$501,965	$501,965	$0	$501,965	$0	$498,035
			Totals:	$1,500,000	$0	$0	$1,500,000	$832,792	$832,792	$330,146	$502,646	$0	$667,208

Thank You