

OFFICE OF THE STATE PUBLIC DEFENDER



FY 2023-2024 Budget Presentation

January 25, 2023



To ensure... indigent lowans are provided *high-quality* legal representation in the *most efficient* manner...

Hybrid System

Office of the
State Public Defender

SPD Operations

234 Employees

- 162 Attorneys
- 25 Investigators
- 44 Secretaries
- 3 Administrative Staff

Indigent Defense Fund

- 562 Contract Attorneys

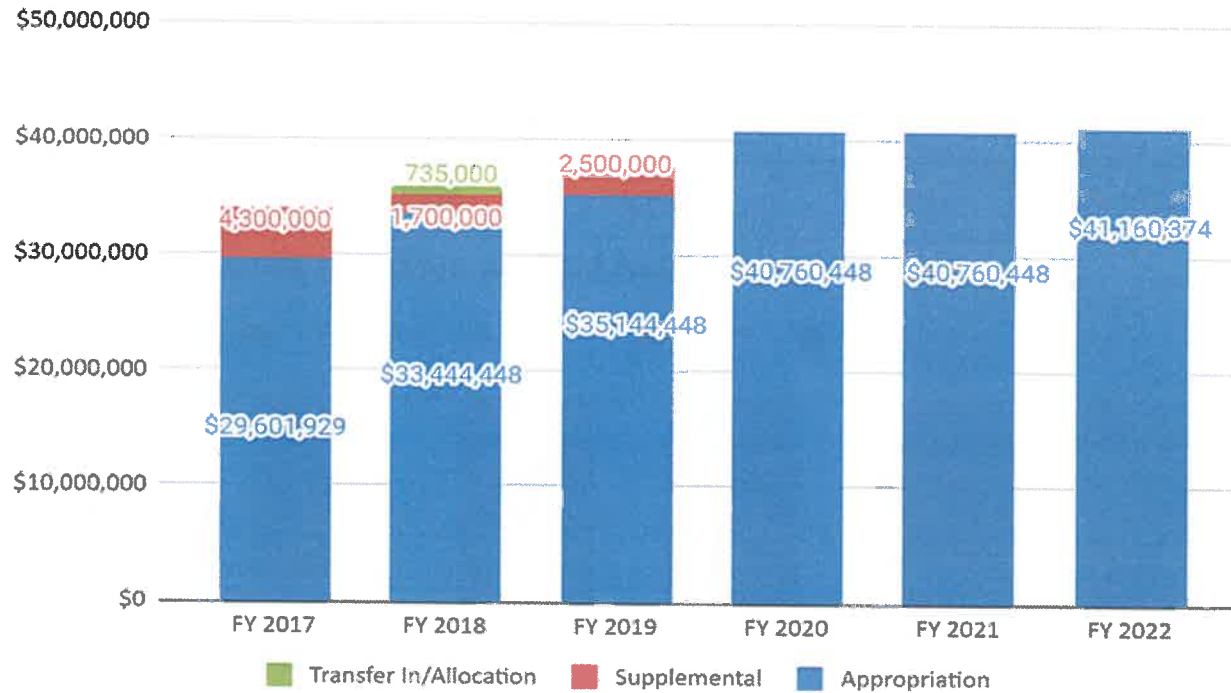
Total Appropriations

	FY 2020 Actual	FY 2021 Actual	FY 2022 Actual	FY 2023 Estimate	FY 2024 Request
SPD Operations	\$27,144,382	\$27,144,382	\$29,483,120	\$30,112,503	\$30,112,503
Indigent Defense Fund	\$40,760,448	\$40,760,448	\$41,160,374	\$42,160,374	\$42,160,374
Total	\$67,904,830	\$67,904,830	\$70,643,494	\$72,872,877	\$72,872,877

*FY2024 request equal to FY2023



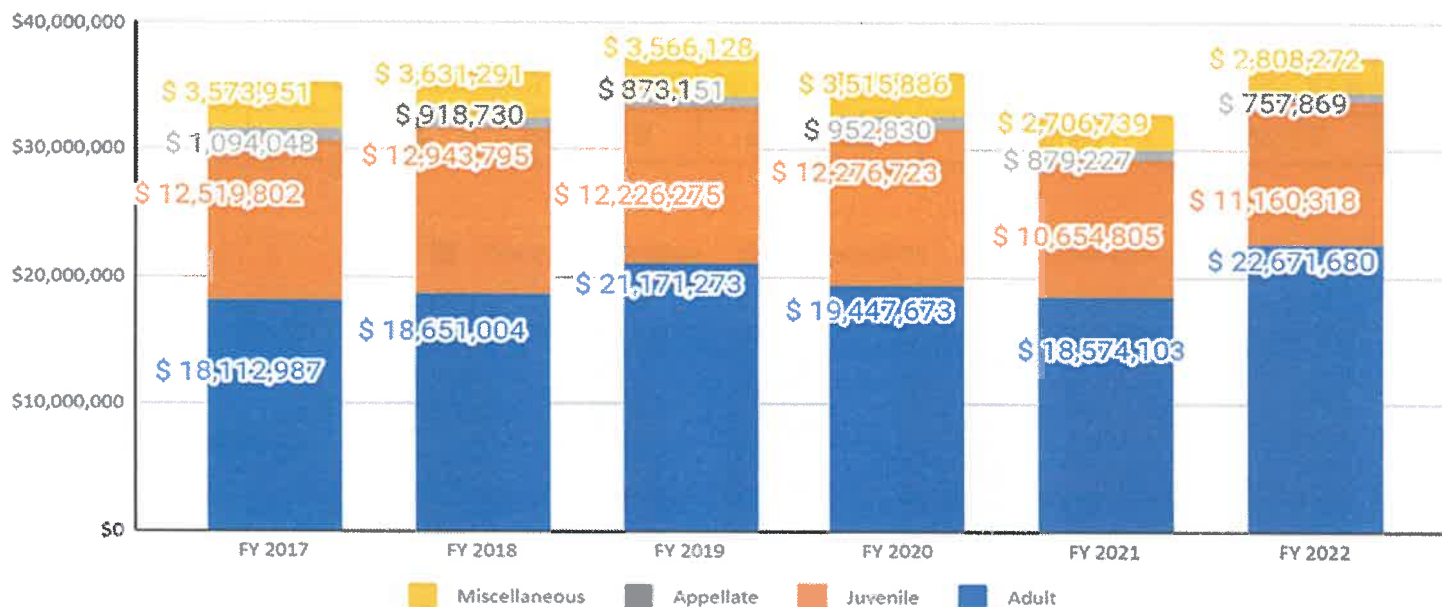
Indigent Defense Appropriation History



	FY 2017	FY 2018	FY 2019	FY 2020	FY 2021	FY 2022
Appropriation	\$29,601,929	\$33,444,448	\$35,144,448	\$40,760,448	\$40,760,448	\$41,160,374
Supplemental	4,300,000	1,700,000	2,500,000			
Transfer In/Allocation		735,000				
Total	\$33,901,929	\$35,879,448	\$37,644,448	\$40,760,448	\$40,760,448	\$41,160,374



Indigent Defense Expenditures



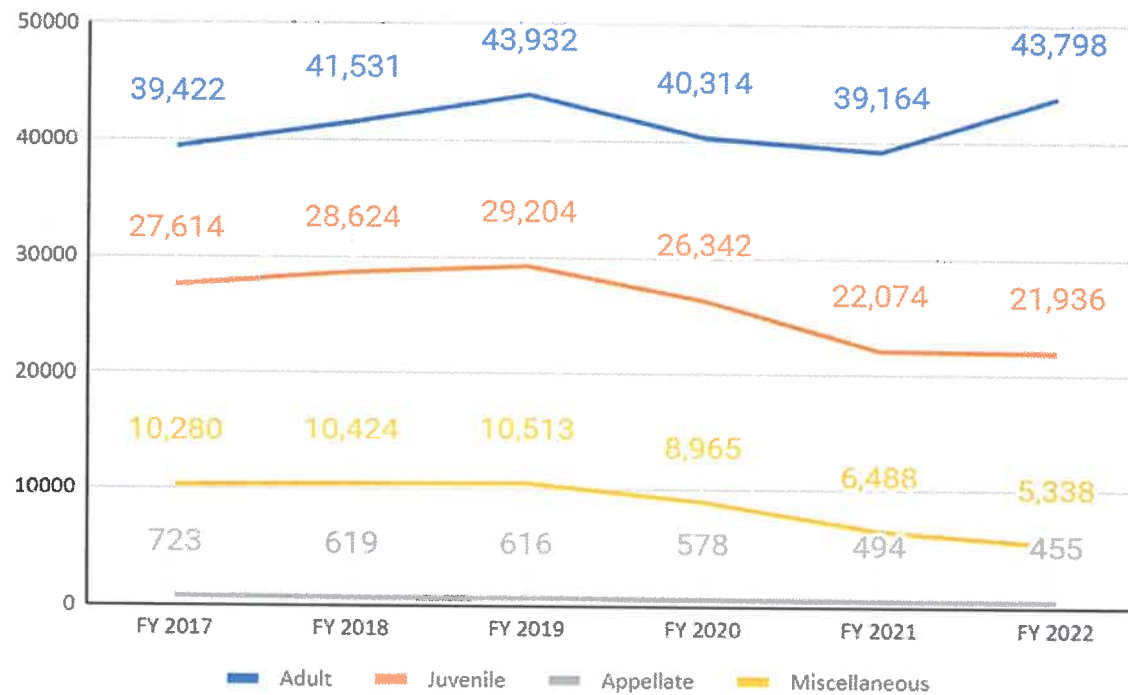
Annual Percentage Change in Indigent Defense Expenditures

	FY 2018	FY 2019	FY 2020	FY 2021	FY 2022
Adult	3.0%	13.5%	-8.1%	-4.5%	22.1%
Juvenile	3.4%	-5.5%	0.4%	-13.2%	4.7%
Appellate	-16.0%	-5.0%	9.1%	-7.7%	13.8%
Miscellaneous	1.6%	-1.8%	-1.4%	-23.0%	3.8%

- Expenditures are actual Indigent Defense claims paid (excludes reversions).



Indigent Defense Claims



Note:

FY2017: Reflects date of service adjustment



SPD/Indigent Defense Caseloads

State Public Defender System

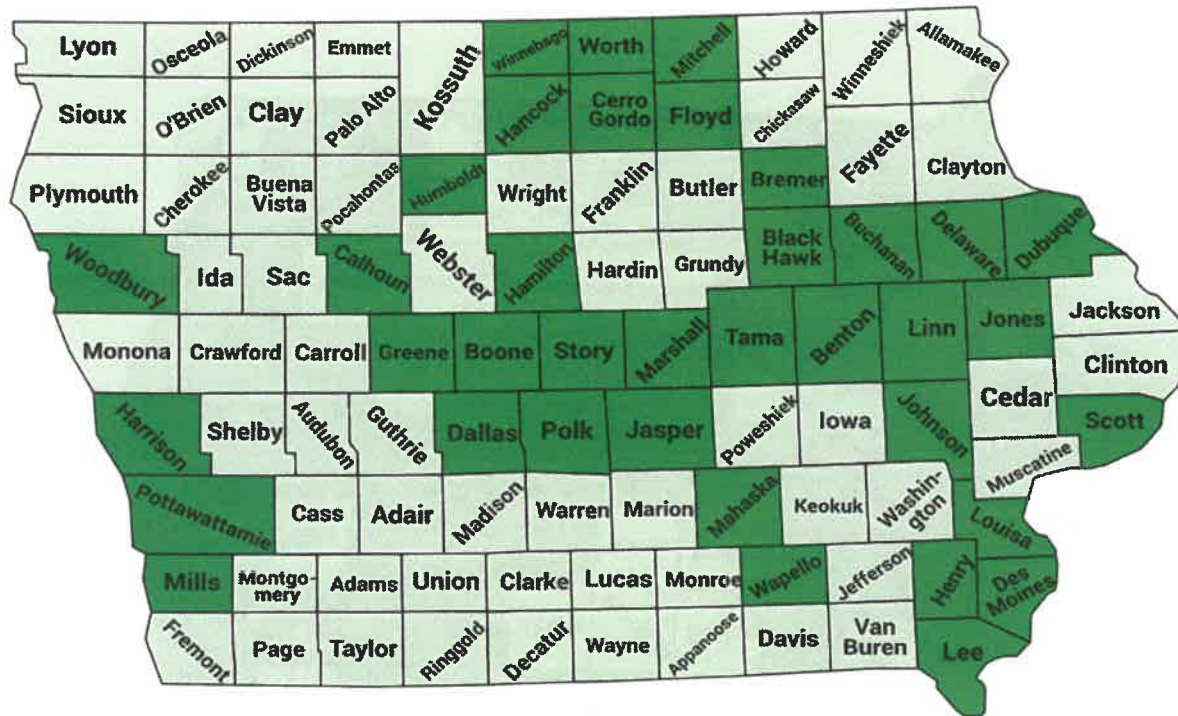
- 2022: 96,223 charges
- 2021: 88,878 charges
- 2020: 91,758 charges
- 2019: 88,173 charges
- 2018: 82,117 charges
- 2017: 83,398 charges
- 2016: 81,916 charges
- 2015: 84,062 charges

Indigent Defense Fund

- 2022: 71,801 claims
- 2021: 68,220 claims
- 2020: 76,199 claims
- 2019: 84,265 claims
- 2018: 82,496 claims
- 2017: 76,734 claims *
- 2016: 76,043 claims (*Young*)
- 2015: 66,079 claims

*11 month – Date of Service change

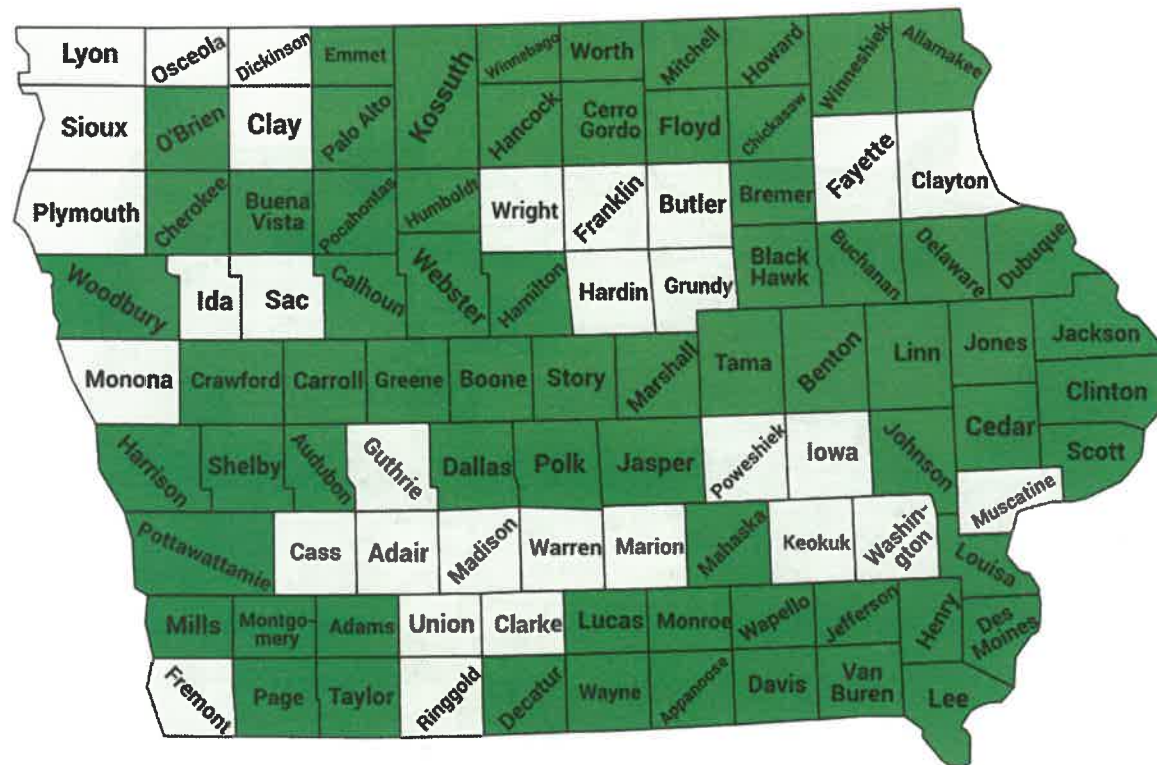
State Public Defender Field Office Coverage



State Public Defender Field Office Coverage

- SPD Field Offices - All Case Types
- SPD Field Office - Specified Designations Only

Rural County Attorney Project – Enhanced Coverage Across Iowa



State Public Defender Enhanced Coverage

- SPD Field Offices and Rural County Attorney Coverage
- SPD Field Office Coverage - Specified Designations Only



Decline of Contract Attorneys

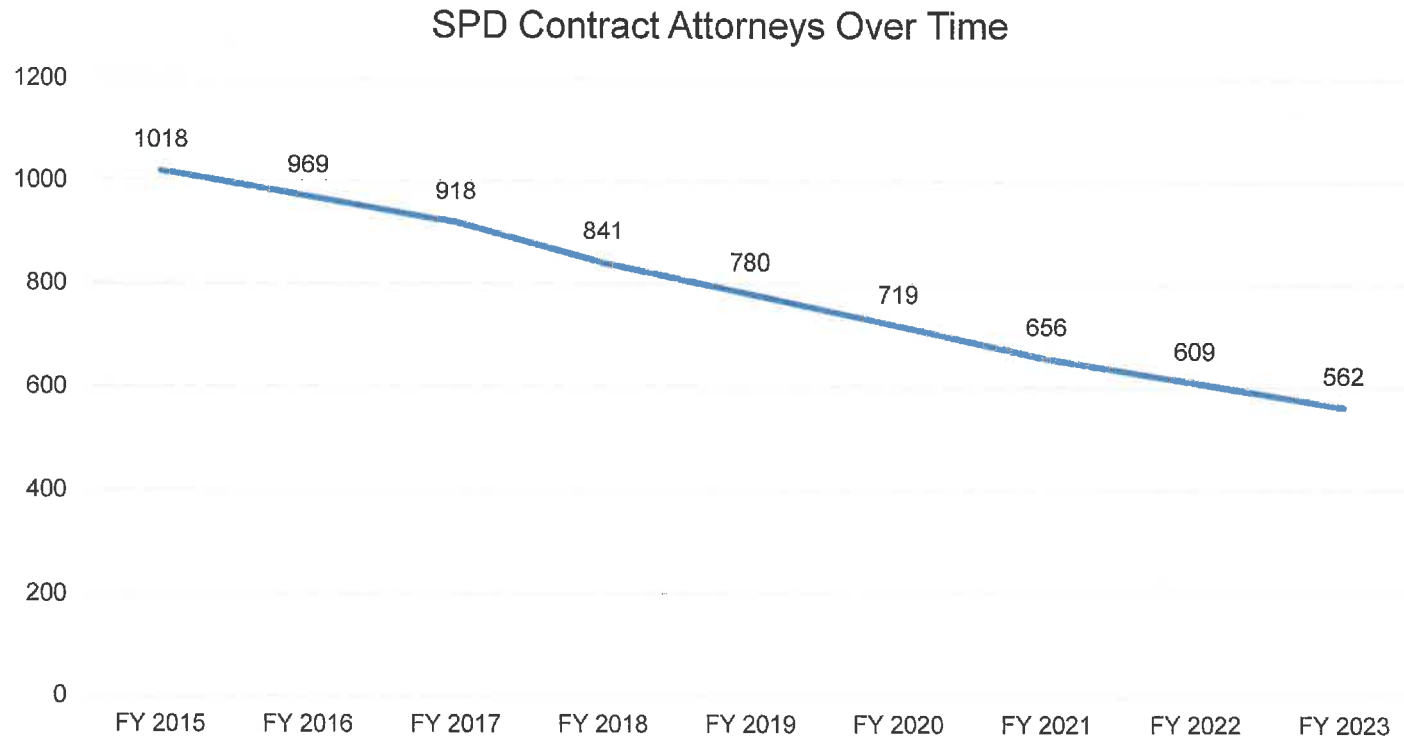
At a Critical Stage:

- 562 Contract Attorneys
- Several counties having a difficult time finding attorneys to handle cases of all types

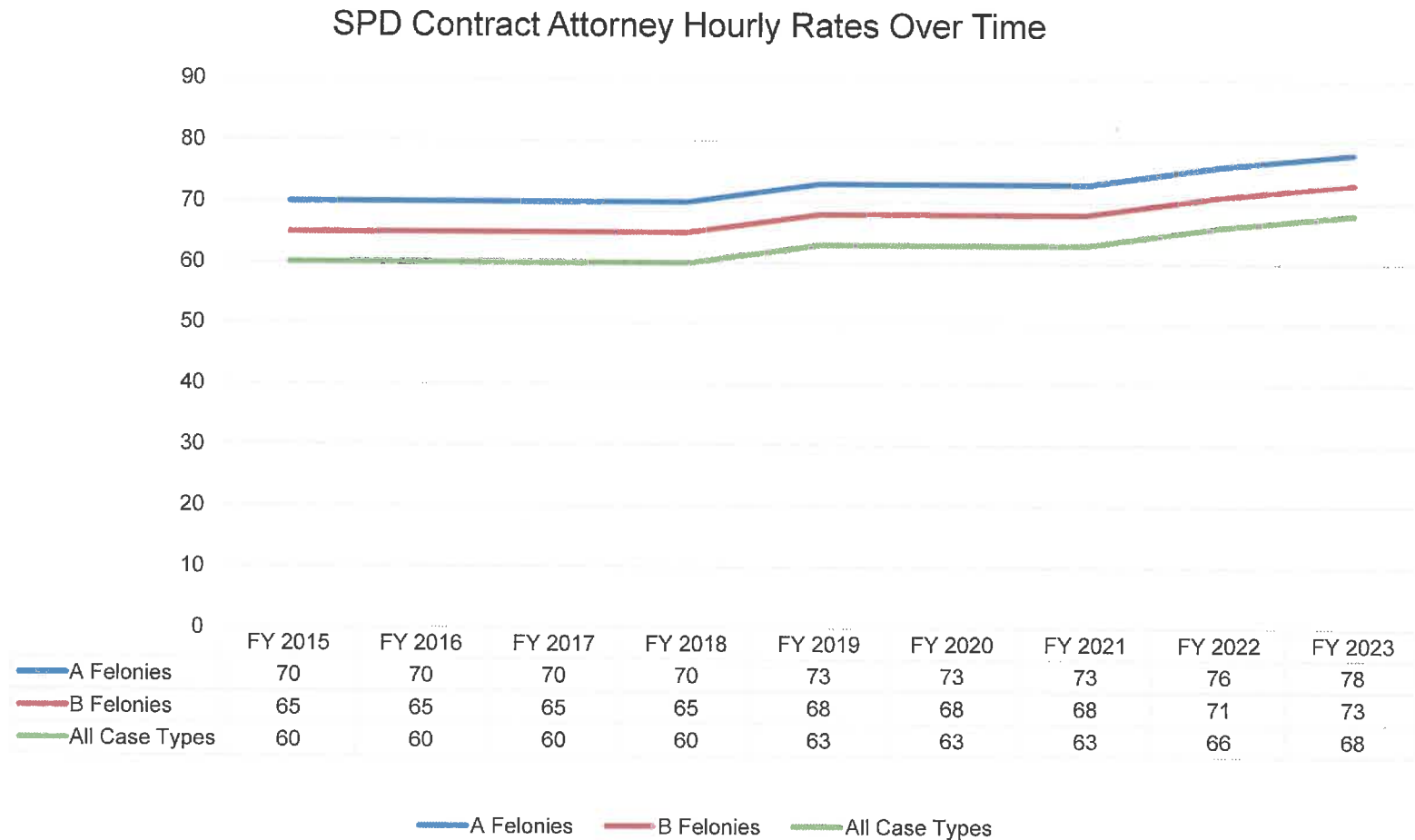
Contract Attorney Density:

- Only 4 out of 32 counties with state public defenders taking limited cases (per designation list) have a relatively adequate density of contract attorneys (defined as 6 or more contract attorneys for every 1,000 residents): Warren, Poweshiek, Marion, and Madison

A Decrease in SPD Contract Attorneys



SPD Contract Attorney Hourly Rates Over Time



*excludes A and B Felonies

Contract Attorneys

Multifaceted Approach to Solve Problem:

- Movement toward more virtual hearings
- Outreach and support to contract attorneys
- Financial incentives for their dedication to public service

2023 Legislation

Virtual Hearings - HSB 17

Project to Preserve Families Expansion – HSB 18



Improving the System



Projects/Advancements

- Technology Improvement has allowed field offices to handle more cases
- Juvenile Text Messaging Project
- Text Messaging reduces failures to appear
- New Phone Technology
- Redesigning/Rethinking Office Space
- Video Conference Capabilities
- Wrongful Convictions Collaboration
- Cellebrite Data Collection
- Monthly CLE and Trainings Offered Statewide via webcast

Funding Sources

- Over \$756,000 in grants have been approved
- Status quo budget
- Title IV-E funding (more information to follow)
- Projects completed within our standard appropriation have saved the system money

IV-E Dollars

Estimated IV-E Amount for FY 2023: \$3,064,372

How IV-E Dollars Are Used

- Funding source for the Project to Preserve Families.
- Used for training and development of juvenile based programs designed to keep families together and save costs long term.
- Must be used to supplement and not to supplant existing funding.

IV-E Dollars Reversion – Juvenile Justice Improvement Fund

Notwithstanding section 8.33, moneys appropriated in this section that remain unencumbered or unobligated at the close of the fiscal year shall not revert but shall remain available for expenditure for the purposes designated until the close of the succeeding fiscal year.



Leading the Way

Project to Preserve Families and IV-E Funds

- Project to Preserve Families - Referrals are being made; families are staying together
- Various multi-disciplinary models are being used
- Iowa is leading the nation in recovery of legal representation based IV-E funds as a result of a well-structured approach ensuring funds recovered efficiently and used in accordance with federal guidelines

Efficient Offices

- Technology Improvements have provided us with the opportunity to take on more cases
- Phone conversions have led to additional savings (approximately half the cost of regular phone service)
- Text Messaging Project will prevent unnecessary warrants and will make the entire system run better and more efficiently

Better Services Statewide

- Working with the courts to utilize video hearings in the future
- Working with the courts and counties to provide the greatest possible impact with the Rural County Attorney project
- Actively reaching out to contract attorneys

Questions

