



The University of Iowa
Report on Economic Development &
Technology Transfer Activities
(Report to Legislative Fiscal Committee—08/05/2004)



William F. Decker
Interim Vice President
for Research
The University of Iowa

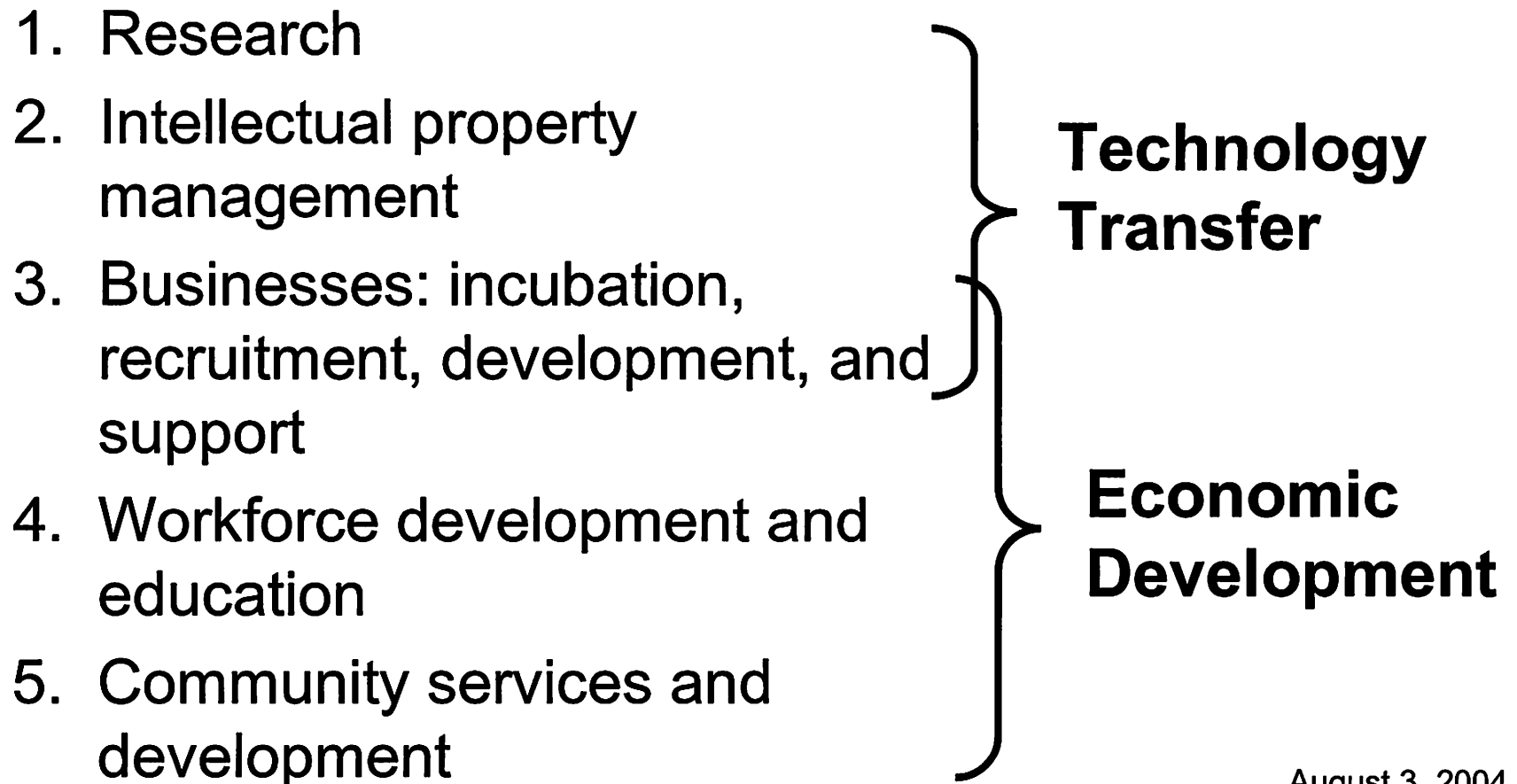


Commitment




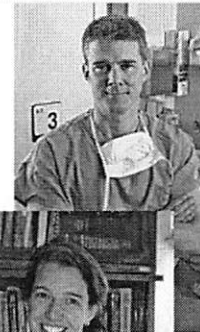

- A great university
- Highly ranked research and educational programs
- Outstanding research productivity
- Commitment to public benefit

A Comprehensive Approach to ED&TT

- 
- 1. Research
 - 2. Intellectual property management
 - 3. Businesses: incubation, recruitment, development, and support
 - 4. Workforce development and education
 - 5. Community services and development
- Technology Transfer**
- Economic Development**

1. Research

- Over \$1B in research funding in past four fiscal years
- 18th ranked among all publics; 35th among all universities
- 11th ranked among publics funded by NIH
- Recognized strength in the biological and biomedical sciences

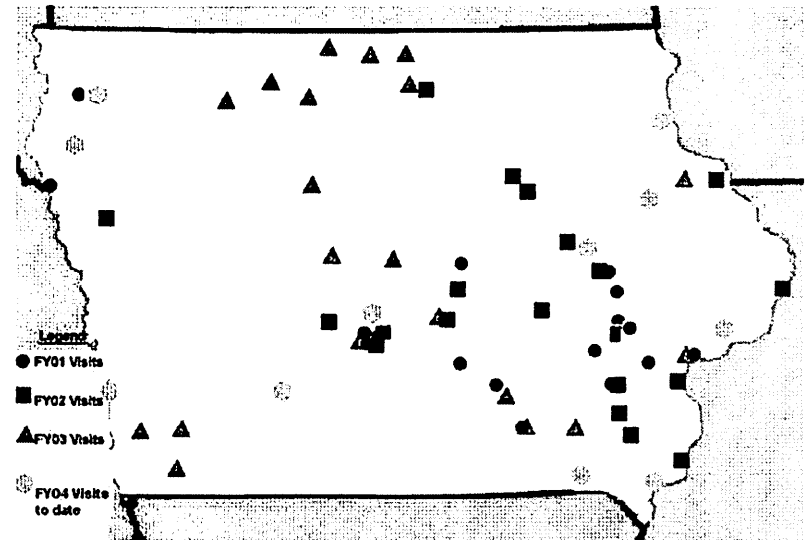


2. Intellectual Property Management

	FY98	FY99	FY00	FY01	FY02	FY03	FY04
Disclosures	90	79	84	65	88	75	86
Patent Applications	69	87	83	73	77	101	118
Patents	21	33	37	43	36	39	43
Options & Licenses	22	21	27	31	37	42	47
Earnings in Millions	\$0.8	\$2.2	\$5.5	\$4.4	\$6.3	\$8.2	\$9.6

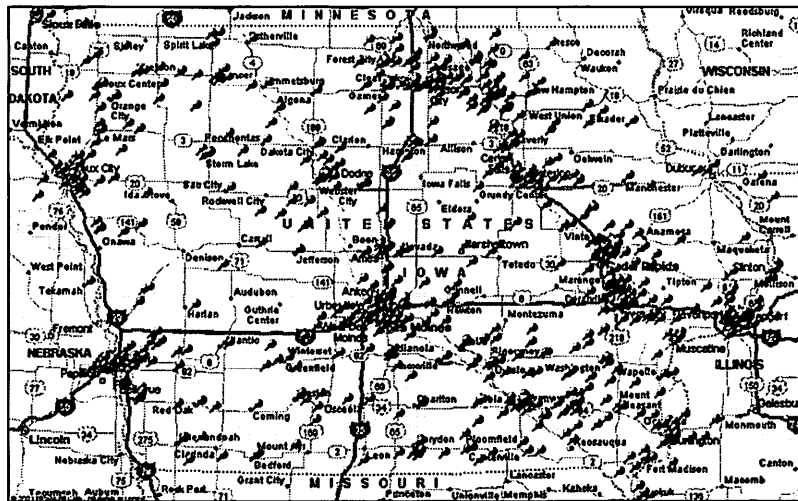
3. Businesses: Incubation, Recruitment, Development, and Support

- ORP/TIC: 29 businesses; 1,439 jobs; 60 cities and 20 counties; \$50K average salary
- JPEC/SBDC: 400 clients served in FY04, including 50 early stage technology startups
- IDED, ICAD, Priority One: assistance on numerous projects in FY04



- 145 corporate visits and 42 campus follow-ups since FY01

4. Workforce Development and Education





- Iowa Learns Council
- *Consider Iowa Forums*
- Community College collaborations
- JPEC: 16 workshops for 450 participants in FY04
 - High School Program
 - FastTrac Program

5. Community Services and Development



- Board service: ICAD, Priority One, IDED
- Regional visits and discussions
- Quality of life contributions:
 - Arts Share
 - Year of the Arts and Humanities
 - Office of the State Archaeologist
 - University Hygienic Laboratory
 - Medical, dental, nursing, pharmacy, and social work residency programs, clinics, and educational programs

Continuous Improvement in UI ED&TT Efforts

- Strategic Plan
- Economic Development Coordinating Group
- Biomedical Ventures Consulting Group
- Integration of Battelle Report Outcomes



Continuous Improvement in UI ED&TT Efforts



- Facilities
- Collaborations
 - Economic development groups
 - Agency
 - Community and private colleges
 - Sister institutions

ED Appropriations

	FY2001	FY2002	FY2003	FY2004	Change
CADD	\$275,811	\$250,774	\$113,172	\$110,343	
ORP & TIC	\$341,021	\$310,590	\$140,166	\$136,662	
Total	\$616,832	\$561,364	\$253,338	\$247,005	-60.1%

Barriers to More Rapid Progress

- Support for faculty excellence
- Human resources and general expense support for economic development
- Facilities—wet lab space, other incubator space
- Investment resources
- Management resources