

DEPARTMENT OF MANAGEMENT  
BUDGET PRESENTATION  
Fiscal Years 2022-2023



Presented to the  
Administration and Regulation Budget Subcommittee  
January 26, 2021

## Table of Contents

Department of Management Organization Chart	3
Department of Management Key Roles and Responsibilities	4
Department of Management Appropriations	6
Department of Management Other Funds	7
Lean/Process Improvement	8
Iowa's Data Program	10
Local Government Overview	13

**DEPARTMENT OF MANAGEMENT**  
**Organization Chart**  
October 1, 2020

**Governor Kim Reynolds**  
**Lieutenant Governor Adam Gregg**

**Director:**  
**David Roederer (281-3322)**

**Executive Secretary & Personnel Assistant:**  
**Tammy Winters (281-3322)**

**Accountant:**  
**Carla Seemann**

**Budget & Finance**

**Brett Conner**  
**Dave Fardal**  
**Heather Hackbarth**  
**Dennis Hart**  
**Sandra Hurtado-Peters**  
**Carrie Johnson**  
**Joel Lunde**  
**Ted Nellesen**  
**John Parker**  
**Debra Scrowther**  
**Steve Timmins**

**Performance Results**

**Linda Leto**  
**Steve Maslikowski**  
**Scott Vander Hart**

**Early Childhood Iowa**

**Shanell Wagler**  
**Amanda Winslow**

**State Appeal Board**

**Joseph Barry**

**Lean/Process Improvement**

**Marcia Tope**

## **DOM Key Roles and Responsibilities**

### **State Budget**

- Prepares the Governor's Executive Branch budget proposal
- Facilitates the work of the Revenue Estimating Conference in determining revenue estimates
- Assists departments with budget preparation to achieve desired results
- Evaluates the fiscal and policy impacts of program and budget proposals
- Manages the I3 Budget system
- Monitor and report on the Cares Act Funds

### **Local Government**

- Establish forms and computer software for all 3,531 local governments to use in providing budget estimates and certifying property tax levies including 99 counties, 1,595 townships, 941 cities, 327 school districts, and 569 miscellaneous budgets
  - Certify final property tax levies for all taxing jurisdictions to county auditors
    - Provide oversight – taxes are accurate, legal and within statutory limits
    - Ensure statewide consistency – forms, instructions, procedures
    - Provide technical assistance – answer questions on budgets, tax levies, etc.
  - Collects and aggregates statewide property valuations
  - Computes and distributes utility replacement tax data
  - Implement the Annual Urban Renewal Report
    - Planning yearly updates to the report forms and testing the changes
    - Yearly training on using the system for the user group
    - Support for report users
    - Review the submitted reports and guide changes that need to be made by users
    - Maintenance of searchable databases of TIF data
  - Processes county annual reports
  - Determines the amount and distribution of school aid
  - Provide searchable local tax rate information via the DATAshare web site
- (See page 12 for more details)

## Performance Results

- Administers the major provisions of the Accountable Government Act including strategic planning, annual performance (operational) planning, performance measurement and annual performance reporting
- Provides a framework, tools and technical assistance for actively using performance data to improve state government results
- Works with executive branch agencies to train Lean facilitators, and to identify, implement and track Lean initiatives
- Facilitates the sharing and communication of data related to government finances, operations and programs, and their performance. Manages Results Iowa, data.iowa.gov and checkbook.iowa.gov websites

## Early Childhood

- Facilitates development and statewide implementation of the State's Early Childhood Program to ensure coordination of early care, health and education programming in Iowa
- Coordinates collection and reporting of data and learning related to Early Childhood Iowa accomplishments throughout the state
- Supports Early Childhood Iowa boards through development of tools, and provision of technical assistance
- Maintains Early Childhood Iowa website

## Appeal Board

- Processes approvals, rejections and payments of claims against the State or a state employee
- Resolves local budget protests

## Grant Management/IowaGrants.gov

- Implements IowaGrants.gov (electronic grant management system) which provides the software to post grant notices, applications, selections, awards, monitoring, reporting, finances, site visits, status reports, communications and more
- Maintains a database of grant applications

**IOWA DEPARTMENT OF MANAGEMENT - STATE APPROPRIATIONS  
Budget FY 2021 - FY 2023**

<b>Operational Appropriations</b>	<b>Estimated FY21</b>	<b>FY22 Governor's Recommendation</b>	<b>FY23 Governor's Recommendation</b>
<b>General Office Operations</b>			
GF Appropriation - D01	\$2,695,693	\$2,695,693	\$2,695,693
FTE Level	20.00	20.00	20.00
<b>RUTF Operations</b>			
Road Use Tax Fund Appropriation - D23	\$56,000	\$56,000	\$56,000
 <b>Non-Operational Appropriations</b>			
<b>State Appeal Board Claims (Standing)</b>			
General Fund Appropriation - 890	\$4,501,794	\$4,501,794	\$4,501,794
FTE Level	1.00	1.00	1.00
<b>Special Olympics Fund (Standing)</b>			
General Fund Appropriation - 809	\$100,000	\$100,000	\$100,000
<b>Technology Reinvestment Fund Appropriation</b>			
General Fund Appropriation - D16	\$0	\$35,000,000	\$25,000,000
<b>Technology Reinvestment Fund Appropriation</b>			
Rebuild Iowa Infrastructure Fund Appropriation - 01D	\$18,550,000	\$0	\$0
<b>Environment First Fund (Standing)</b>			
Rebuild Iowa Infrastructure Fund Appropriation - 30E	\$42,000,000	\$42,000,000	\$42,000,000
<b>Transportation Equity Fund Appropriation</b>			
GF Appropriation - DB5	\$26,690,088	\$27,357,340	\$28,041,274
<b>Transparency Project</b>			
Technology Reinvestment Fund Appropriation - DA6	\$45,000	\$45,000	\$45,000
<b>Iowa Grants Management Implementation</b>			
Technology Reinvestment Fund Appropriation - DA8	\$70,000	\$70,000	\$70,000
<b>Local Government Budget &amp; Property Tax System Upgrade and Redesign</b>			
Technology Reinvestment Fund Appropriation - DB3	\$624,000	\$120,000	\$120,000
<b>Socrata License</b>			
Technology Reinvestment Fund Appropriation - DC2	\$0	\$371,292	\$382,131

**EARLY CHILDHOOD IOWA FUNDING**  
**Budget FY 2021 - FY 2023**

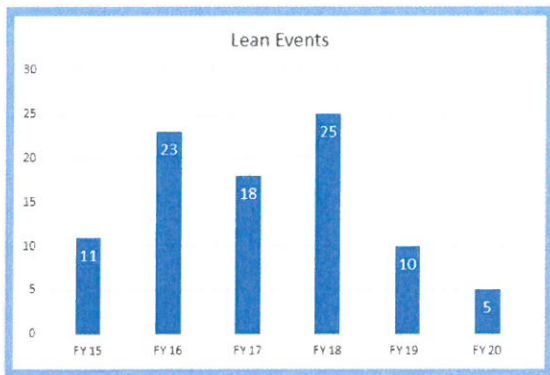
	<u>Estimated FY21</u>	<u>FY22 Governor's Recommendation</u>	<u>FY23 Governor's Recommendation</u>
<b>Early Childhood Iowa</b>			
<b>ECI Office &amp; Technical Assistance*</b>			
Allocation from ECI Fund	\$354,600	\$354,600	\$354,600
<b>ECI Professional Development &amp; Training*</b>			
Allocation from ECI Fund	\$825,030	\$825,030	\$825,030

\* Funding appropriated/allocated by the Education Appropriations Subcommittee

## OFFICE OF LEAN ENTERPRISE



*Brings the people who do the work, people who have knowledge of the process, and the customer together to identify waste and improve the process.*



*Number of Lean Events declined in FY20 due to COVID-19 and attempting to figure out how to conduct training and events virtually.*

### WHAT IS LEAN?

**LEAN IS A COLLECTION OF PRINCIPLES, METHODS AND TOOLS THAT IMPROVE THE SPEED AND EFFICIENCY OF ANY PROCESS BY ELIMINATING WASTE.**

Office of Lean Enterprise is leading and supporting efforts to make government services simpler, faster and better through: Event-Based Process Improvements and Training of Simple Structured Methods for Daily Workplace Improvements.

### Event-Based Process Improvements:

A structured cross-functional team-based approach for improving a focused process.

### Results from 2004-2020:

- Over 315 reported events facilitated by Lean Enterprise Director and agency trained Lean facilitators.
- Sponsoring these events are 26 state agencies.
- Over 500 Staff trained on Lean tools and methods.
- 15 Agencies with designated Lean Facilitator.
- 45 Lean Facilitators.



### IOWA'S OFFICE OF LEAN ENTERPRISE

State Capitol, 1007 E Grand Avenue, Des Moines, IA 50319  
515-725-6153 | [marcia.tope@iowa.gov](mailto:marcia.tope@iowa.gov) | <https://dom.iowa.gov/lean-enterprise>



## Results

Agency	Focus	Current State	Improved State
Employment Appeals Board	Appeal Process Kaizen	14 days to process 12 hand-offs	9 days 3 hand-offs
Iowa Workforce Development	Check Cashing Kaizen	4 days to process 45 hand-offs 13 staff involved	2 days 12 hand-offs 6 staff
Iowa Dept. on Aging	Family Caregiver	Variation in entry into system Unclear definition	Standardization of entry for customer Clear definition

### Iowa Finance Authority Kaizen Event: Low Income Housing Tax Credit Application Process Feb. 2020

This event will address the Low-Income Housing Tax Credit process beginning with the receipt of the Threshold Application to the process step of developer receiving award.



#### Changes to the process:

- ❖ Updated staff checklist – create standardization
- ❖ Automation of reports – less steps
- ❖ Re-design Team Meetings – time saving for staff
- ❖ One deficiency period vs 3 or 4 – stops re-work
- ❖ Eliminate in-person award meeting – time saving for customer

Metrics Results	Current State	Improved State	Change
Lead Time	67 days	48 days	-27%
Application Error Rate	2 hrs	1 hr	-50%
Staff Meeting Time	21 error/app.	10 error/app.	~50%
Customer Time			4+ hr in app. Prep & travel



#### IOWA'S OFFICE OF LEAN ENTERPRISE

State Capitol, 1007 E Grand Avenue, Des Moines, IA 50319  
515-725-6153 | marcia.tope@iowa.gov | <https://dom.iowa.gov/lean-enterprise>

# IOWA'S DATA PROGRAM

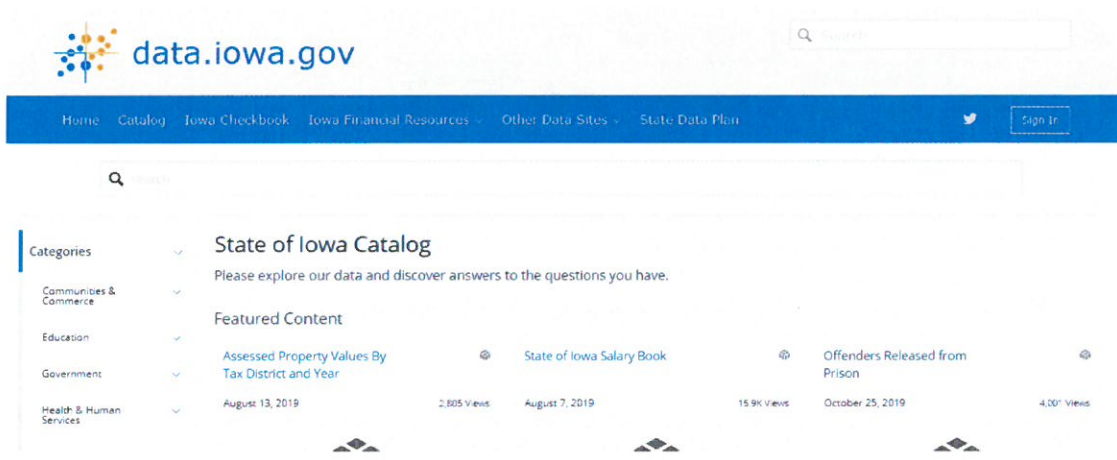
Iowa's data program provides timely, high quality government data assets that are easy for citizens, government officials, businesses, researchers, and developers to find, access, understand and consume.

**Using Complex Data to Answer Questions**

## What We Do

- Make State data discoverable in one location
- Ensure quality data: granular, tidy, good content described, current
- Turn complex data into charts, maps and stories that answer questions
- Provide applications that allow citizens to explore information

## Make Data Discoverable



## Ensure Quality

### Offenders Released from Iowa Prisons

Correctional System

This dataset provides information on offenders released from Iowa prisons beginning in FY 2009. It includes the fiscal year of when an offender is released from prison, their age groups, sex, race - ethnicity, closure type, convicting offense with description and the number of months served.

Less

View Data Visualize Export API ...

Updated

October 25, 2019

Data Provided by

Iowa Department of Corrections

### About this Dataset

Updated

October 25, 2019

Data Last Updated  
October 25, 2019

Metadata Last Updated  
October 25, 2019

Data Management

Updates

Publishing Agency

Open

Corrections, Dept of/Parole, Board of

## Use complex data to answer questions

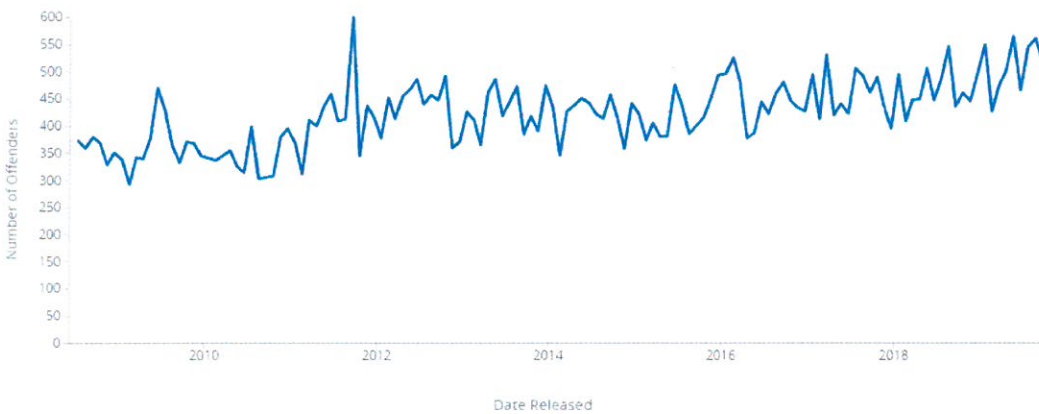
### Table Preview

[View Data](#)
[Create View](#)
[Create Visualization](#)

Reco...	Offe...	Rele...	Fisca...	Closu...	Sup...	Instic...	Offe...	Offe...	Offe...	Offe...	Offe...	Sex
20677755...	20677755	07/01/2008	2009	Parole Gr...	Prison	Iowa Stat...	Cody	Daniel	Scribner		09/03/1986	Male
30713703...	3071370	07/01/2008	2009	Discharge...	Prison	Anamosa...	Dane	Robert	Cherry		12/28/1969	Male
34541013...	3454101	07/01/2008	2009	Parole Gr...	Prison	Newton C...	Dontaye	Valdez	Wright		07/07/1980	Male
20625315...	20625315	07/01/2008	2009	Discharge...	Prison	Newton C...	George	Preston	Haynes	III	06/30/1965	Male
19277745...	19277745	07/01/2008	2009	Discharge...	Prison	Iowa Med...	Kelly	Reid	Randall		12/07/1979	Male
34011333...	3401133	07/01/2008	2009	Work Uni...	Work Rel...	Newton C...	Kevin	Dwayne	Heger		06/22/1966	Male
20161644...	20161644	07/01/2008	2009	Discharge...	Prison	Fort Dod...	Luke	Jacob	Steele		10/18/1987	Male
30058443...	3005844	07/01/2008	2009	Discharge...	Prison	Newton C...	Michael	Anthony	Reeves		01/02/1964	Male
33106233...	3310623	07/02/2008	2009	Work Rel...	Prison	Fort Dod...	Anthony		Riser		05/10/1978	Male

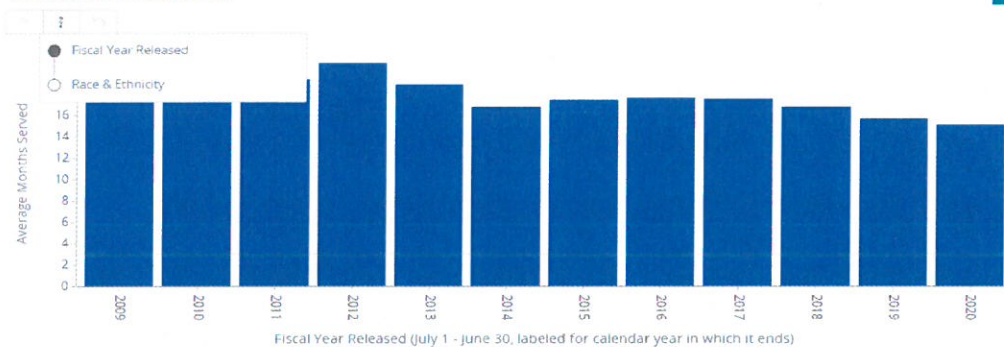
### Number of Offenders Released from Iowa Prisons

Chart is filterable by sex, and race & ethnicity



### Average Months Served in Iowa Prisons by Fiscal Year Released and Race & Ethnicity

Click a fiscal year to view race and ethnicity.





## **Iowa Data and Companion Sites**

### **Iowa Data ([data.iowa.gov](https://data.iowa.gov))**

Iowa Data provides public access to hundreds of data assets including datasets, charts, maps, measures, documents, dashboards and stories. Effort is underway to create more dashboards and interactive reports to provide better context for the data available. Contextualizing data and ensuring high quality information is available will make Iowa Data increasingly more meaningful and useful for our citizens.

Iowa Data is comprised of both a public and internal portal. The internal portal allows agencies to create, review and share content internally specifically for internal use, or in preparing to make the content public.

### **Iowa Checkbook ([checkbook.iowa.gov](https://checkbook.iowa.gov))**

Iowa Checkbook, a companion site to Iowa Data, gives the public access to 13.54 million checkbook level transactions, totaling \$132.44 billion from FY 2014 through FY 2021 YTD. The enhanced search capabilities and visual exploration make it easier for citizens to find the information they are interested in.

### **Iowa Pandemic Recovery Report ([pandemic-recovery.iowa.gov](https://pandemic-recovery.iowa.gov))**

The Iowa Pandemic Recovery Report, also a companion site to Iowa Data, was published this past spring to provide citizens information on federal funds the State of Iowa has received to support our recovery efforts. The report allows the public to explore federal awards received, expenditures and payments associated with federal funds considered covered funds under Section 15011 of the Coronavirus Aid, Relief and Economic Security (CARES) Act.

### **City Budget Explorer ([city-budget-explorer.iowa.gov](https://city-budget-explorer.iowa.gov))**

The State of Iowa/City Budget Explorer, also a companion site to Iowa Data, is an interactive budget providing line item detail for revenue and expenses associated with city budgets in Iowa. In our ongoing commitment to improving fiscal transparency, this website allows you to explore the budgets of every city in Iowa through highly interactive charts, graphs, and tables.

## Local Government Overview

- FY 20/21 Achievements:
  - Continued providing a tool for calculating the amount of foregone revenues for each local authority under GASB 77 – In partnership with the Auditor of State
  - Implemented the changes required by SF 634 passed during the 2019 Legislative Session. Provided extensive training and instruction to cities and counties on bill.
  - Assisted local governments to meet the requirements of FY21 budget passage during the pandemic.
  - Worked with cities and counties to improve their accuracy in reporting Annual Urban Renewal data.
  - Continued development of a new system to bring all local government budgets online via a more robust application. All budgets were moved to the new system for preparation of FY22 budgets except for schools. Work continues to develop the school component for FY23.
  - Continued to provide training and assistance to all local governments via various online training methods and seminars. Implemented a Local Government Zoom account for usage in working with local governments.
  
- Roles and Responsibilities:
  - Local Government Certification
    - Develop and modify local government electronic budget forms including county, school district, city, township, assessor, hospital, agricultural extension, 911 coordinator, emergency management, community college and miscellaneous
    - Provide more than 3,500 local governments with technical assistance, instructions, training and procedural information on budget forms, and related topics
    - Certify local government tax levies to county auditors
      - Verify property tax levies are legal, accurate and within statutory limits
      - Ensure statutory budget requirements are met
  - Tax Certification Timeline:
    - March 15 - all budgets (except schools, cities and counties) due to county auditor
    - March 25 - budget protest deadline (except schools & late filings)
    - March 31 - city and county budget deadline
    - April 10 - city and county budget protest deadline
    - April 15 - school budget deadline
    - April 30 - State Appeal Board decision required (within 45 days of the filing of the budget protest petition)
    - June 15 - DOM certifies final property tax rates to county auditors

- June 30 - County auditor delivers property tax list to county treasurer
- Facilitate local hearings and information gathering for budget protests filed with State Appeal Board
- Serve as an independent data source for budget and property tax reports and information
- School Foundation Aid Formula
  - Calculate school district spending authority, property taxes and state foundation aid
- Property Valuations
  - Provide technical assistance, training and instructions to counties filing property valuations with DOM
  - Provide various reports and valuation data to public on DOM web site and by request
- Provide Utility Replacement Tax liability reports to county treasurers and provide various Utility Replacement Tax reports to public on DOM web site and by request, as well as to the Utility Replacement Tax Task Force
- Develop and modify Annual Urban Renewal Reporting system
  - Provide technical assistance, instructions, training and procedural information for completion of 476 reports
- Develop reports and gather information for City and County Finance Committees as well as provide general staffing to the Committees
- Develop and modify County CASH and GAAP Annual Financial Reports (AFR)
  - Provide technical assistance, instructions, training and procedural information for completion of reports
  - Provide various reports and data from AFR to public and other state agencies



## Iowa Coronavirus Relief Fund Summary

1/25/2021

The following provides an update on the status of the Iowa Coronavirus Relief Fund (ICRF), which received \$1.250 billion in federal funds through the Coronavirus Aid, Relief, and Economic Security (CARES) Act on April 20, 2020. Funds transferred are funds transferred out of the fund by the Department of Management to the listed State department. Funds expended are expenditures made by the State department receiving the funds. Where totals are \$0, transfer and/or expenditure have not yet occurred. Please view the [Iowa CARES Act Covered Funds Summary](#) for information on other federal funds received as part of the CARES Act or related legislation.

<b>Want more information?</b>	Federal Support (CARES Act)	\$1,250,000,000
<a href="#">Explore Interactive ICRF Expenditure Summary</a>	Interest Earned	\$2,138,163
<a href="#">Explore ICRF Payment Details</a>	Funds Expended	-\$1,046,254,570
	<b>Remaining Balance</b>	<b>\$205,883,593</b>

\*Data updated weekly, new data typically available on Mondays.

Department Name	Project Name	Funds Transferred	Funds Expended
Iowa College Student Aid Commission	Future Ready Iowa Last-Dollar Scholarship	\$5,100,000	\$5,100,000
<b>Iowa College Student Aid Commission Total</b>		<b>\$5,100,000</b>	<b>\$5,100,000</b>
Iowa Department of Administrative Services	Local Government Relief	\$3,109,895	\$0
<b>Iowa Department of Administrative Services Total</b>		<b>\$3,109,895</b>	<b>\$0</b>
Iowa Department of Agriculture & Land Stewardship	Feeding Iowans Initiative	\$5,372,918	\$5,422,615
	Livestock Disposal Assistance	\$4,811,500	\$4,811,500
	Renewable Fuel Retail Recovery Program	\$6,491,614	\$6,431,614
<b>Iowa Department of Agriculture &amp; Land Stewardship Total</b>		<b>\$16,676,032</b>	<b>\$16,665,728</b>
Iowa Department of Human Services	DHS COVID Mitigation	\$11,716,632	\$3,724,355
	Double Up Bucks	\$2,000,000	\$2,000,000
	Feeding Iowans Initiative	\$2,000,000	\$2,000,000
	Long-Term Care Services	\$30,000,000	\$29,947,128
	Mental Health Services	\$50,000,000	\$50,000,000
<b>Iowa Department of Human Services Total</b>		<b>\$95,716,632</b>	<b>\$87,671,482</b>
Iowa Department of Inspections & Appeals	Long-Term Nursing Facilities Infection Control Surveys	\$875,233	\$249,439
<b>Iowa Department of Inspections &amp; Appeals Total</b>		<b>\$875,233</b>	<b>\$249,439</b>
Iowa Department of Natural Resources	COVID Technology Support	\$29,517	\$29,517
<b>Iowa Department of Natural Resources Total</b>		<b>\$29,517</b>	<b>\$29,517</b>
Iowa Department of Public Safety	State Government COVID Staffing	\$10,000,000	\$0
<b>Iowa Department of Public Safety Total</b>		<b>\$10,000,000</b>	<b>\$0</b>
Iowa Department of Revenue	Local Government Relief	\$103,000,000	\$97,855,335
<b>Iowa Department of Revenue Total</b>		<b>\$103,000,000</b>	<b>\$97,855,335</b>
Iowa Department on Aging	Meals for Vulnerable Older Adults	\$264,586	\$60,447
<b>Iowa Department on Aging Total</b>		<b>\$264,586</b>	<b>\$60,447</b>
Iowa Economic Development Authority	Feeding Iowans Initiative	\$60,000	\$60,000
	Iowa County Fair Relief Program	\$6,975,000	\$6,975,000
	Iowa Hospital COVID-19 Relief Program	\$24,945,000	\$24,941,452
	Movie Theater Relief Program	\$5,300,000	\$5,295,080
	Nano Vaccine Development	\$2,150,000	\$2,150,000
	Small Business Relief Grants	\$109,780,000	\$109,737,901
	State Biofuel Grant Program	\$12,125,000	\$12,122,348
<b>Iowa Economic Development Authority Total</b>		<b>\$161,335,000</b>	<b>\$161,281,780</b>
Iowa Finance Authority	Eviction and Foreclosure Prevention Program	\$37,400,000	\$34,507,296
	Iowa Beginning Farmer Debt Relief	\$16,000,000	\$14,143,755
	Iowa Livestock Producer Relief	\$62,850,000	\$62,073,450
<b>Iowa Finance Authority Total</b>		<b>\$116,250,000</b>	<b>\$110,724,501</b>
Iowa Homeland Security and Emergency Management Department	COVID-19 Surge Medical Support	\$5,000,000	\$0

	Feeding Iowans Initiative	\$1,000,000	\$982,954
	Local FEMA PA Match	\$10,000,000	\$692,605
	State FEMA PA Match	\$50,000,000	\$25,268,489
	State Government COVID Staffing	\$1,000,000	\$448,449
Iowa Homeland Security and Emergency Management Department Total		\$67,000,000	\$27,392,497
Iowa Judicial Branch	Court Technology	\$0	\$4,206,291
Iowa Judicial Branch Total		\$0	\$4,206,291
Iowa Legislature	Legislative Technology Upgrades	\$0	\$974,109
Iowa Legislature Total		\$0	\$974,109
Iowa Office of the Chief Information Officer	Broadband Grants	\$50,000,000	\$11,773,794
	COVID Technology Support	\$3,938,000	\$149,843
	Improving Enterprise Applications	\$7,050,225	\$8,437,703
	Master Data Management	\$13,000,000	\$39,335
Iowa Office of the Chief Information Officer Total		\$73,988,225	\$20,400,675
Iowa Workforce Development	Earn and Learn Grants	\$5,824,172	\$5,230,562
	Future Ready Iowa Employer Innovation	\$4,328,806	\$1,055,324
	Registered Apprenticeship Incentive Grant Program	\$6,312,825	\$3,769,221
	Unemployment Insurance Benefits	\$490,000,000	\$490,000,000
Iowa Workforce Development Total		\$506,465,802	\$500,055,107
<b>Grand Total</b>		<b>\$1,159,810,922</b>	<b>\$1,032,666,910</b>



## ICRF Project Descriptions

The following are the description of projects funded by ICRF.

Project Name	Description
Renewable Fuel Retail Recovery Program	To help gas stations, truck stops and other fuel retailers recover from lost demand caused by COVID-19. Iowa fuel retailers that dispense, or have plans to dispense, ethanol blends of E15 or higher or biodiesel blends of B11 or higher, and biodiesel terminal facilities are eligible to apply for the relief funds.
Livestock Disposal Assistance	To help producers cover disposal costs of livestock that could not be harvested due to unprecedented market disruptions caused by COVID-19
Broadband Grants	To address the increased need for internet connectivity due to the COVID-19 pandemic. Communication Service Providers who install broadband infrastructure or facilitate broadband service in Iowa are eligible to receive funds.
Master Data Management	To design and develop a statewide data system and prioritized data streams associated with public health, human services, corrections, workforce development and revenue that provide the backbone for analytics during another pandemic.
Improving Enterprise Applications	To create a single centralized login and citizen identity for state government services available online, including unemployment, food assistance, and public health services to improve responsiveness during public health emergencies.
Iowa Arts and Cultural Recovery Program	To provide short-term relief to arts venues, cultural organizations and creative workers who have lost significant business or income due to the pandemic
State Biofuel Grant Program	Biofuels producers were excluded from receiving aid under other parts of the CARES Act; this program will provide relief to those Iowa ethanol and biodiesel producers based on gallons produced.
Iowa County Fair Relief Program	To provide short-term relief to eligible county and district fairs for the purpose of continuing or resuming operations in the context of the public health emergency.
Movie Theater Relief Program	To provide short-term relief to eligible movie theatres for the purpose of continuing or resuming operations in the context of the public health emergency.
Iowa Hospital COVID-19 Relief Program	To provide direct relief to Iowa's hospitals to support their staffing needs due to COVID-19.
Small Business Relief Grants	To provide financial assistance to eligible small businesses, non-profit organizations, and utilities that have been impacted by the COVID-19 pandemic.
Nano Vaccine Development	To support the development of a next-generation COVID-19 vaccine through a partnership between Iowa State University and the University of Iowa.
Eviction and Foreclosure Prevention Program	To provide short-term relief to income-eligible renters and homeowners who have been economically impacted by COVID-19 and may be facing housing hardships and are at risk of eviction or foreclosure
Iowa Beginning Farmer Debt Relief	COVID-19 has negatively and disproportionately impacted a large number of beginning farmers in Iowa, creating the potential for longer-term generational damage to Iowa agriculture. This program will provide eligible beginning farmers with a long-term debt service payment of up to \$10,000, to be paid directly to their lender.
Iowa Livestock Producer Relief	To provide grants of up to \$10,000 to eligible producers of pork, beef, chicken, turkeys, dairy, fish or sheep to serve as working capital to stabilize livestock producers.
Future Ready Iowa Last-Dollar Scholarship	To assist covering remaining gap between federal and state grants/scholarships and tuition and qualified fees for new high school graduates or adult learners participating in eligible programs based on job demand.
Meals for Vulnerable Older Adults	To provide emergency relief funding to the Iowa Area Agencies on Aging for vital nutrition services to the food insecure, homebound, and socially isolated which saw a 256% increase in the number of home delivered meals served due to the pandemic.
Registered Apprenticeship Incentive Grant Program	The purpose of the grant program is to fund projects that support the creation and expansion of short-term training programs and support services resulting in industry-recognized credentials. The projects must serve Iowans whose jobs have been affected by the pandemic.
Earn and Learn Grants	To fund projects that support the creation and expansion of short-term training programs and support services resulting in industry-recognized credentials.



Future Ready Iowa Employer Innovation	The Future Ready Iowa Employer Innovation provides grants to carry out creative solutions that address local workforce issues. It encourages employers, community leaders, and others to lead efforts for developing regional workforce talent pools. Employers can promote credit and non-credit education and training opportunities in high-demand jobs. The fund can be used in innovative ways to help Iowans achieve their training and education goals.
Unemployment Insurance Benefits	To ensure eligible Iowans continue to receive unemployment insurance benefits and minimize the pandemic's impact on employers so they can focus on growing and reinvesting in Iowa.
DHS COVID Mitigation	To assist the Iowa Department of Human Services deliver services and mitigate disruptions caused by COVID-19.
Double Up Bucks	To provide emergency relief for Iowans who are facing food insecurity due to COVID-19 related unemployment and income losses.
Long-Term Care Services	To be distributed to Medicaid providers of home and community based services (HCBS) and habilitation services under the HCBS waiver programs to cover increased costs associated with the pandemic for providing long-term care services and supports to people in their home or community rather than an institutional setting.
Mental Health Services	To address increased need and costs associated with mental health services due to the stressors and isolation associated with the pandemic.
Long-Term Nursing Facilities Infection Control Surveys	To provide the technological infrastructure to make infection control surveys conducted in long-term nursing facilities available for citizen and facility access.
Court Technology	To provide technology upgrades for courtrooms and other areas of courthouses, as well as COVID related technology, equipment for staff and clients, and PSAs regarding "Serving Safely" as a juror.
Legislative Technology Upgrades	To facilitate telework and provide ease of access to the Iowa Legislature while following recommended health protocols.
Local FEMA PA Match	To support local agency match to the Federal Emergency Management Agency (FEMA) Public Assistance (PA) program
State FEMA PA Match	To support state department match to the Federal Emergency Management Agency (FEMA) Public Assistance (PA) program
COVID-19 Surge Medical Support	To cover COVID-19 surge medical support provided by temporary nurses at the hospitals during the CARES Act performance period.
Local Government Relief	To reimburse cities and counties for expenditures incurred due to the public health emergency with respect to COVID-19, or provide required match for local governments seeking reimbursement for expenses through the U.S. Department of Homeland Security, Federal Emergency Management Agency's public assistance program. Eligible expenses include such items as personal protective equipment, sanitizing products, necessary medical supplies and equipment, and temporary emergency staffing and overtime costs for staff that is substantially dedicated to the mitigation or response to the COVID-19 public health emergency.
Feeding Iowans Initiative	To help Iowa food pantries and food banks meet increasing demands due to the COVID-19 pandemic by increasing refrigeration capacity to offer more perishable, locally-grown foods, increasing the supply of meat available, and funding bulk purchase or repackaging of food products and supplies.
State Government COVID Staffing	To support payroll expenses for whose services were diverted to a substantially different use as a result of COVID-19.
COVID Technology Support	To support ongoing technology needs for Iowa response to the pandemic.