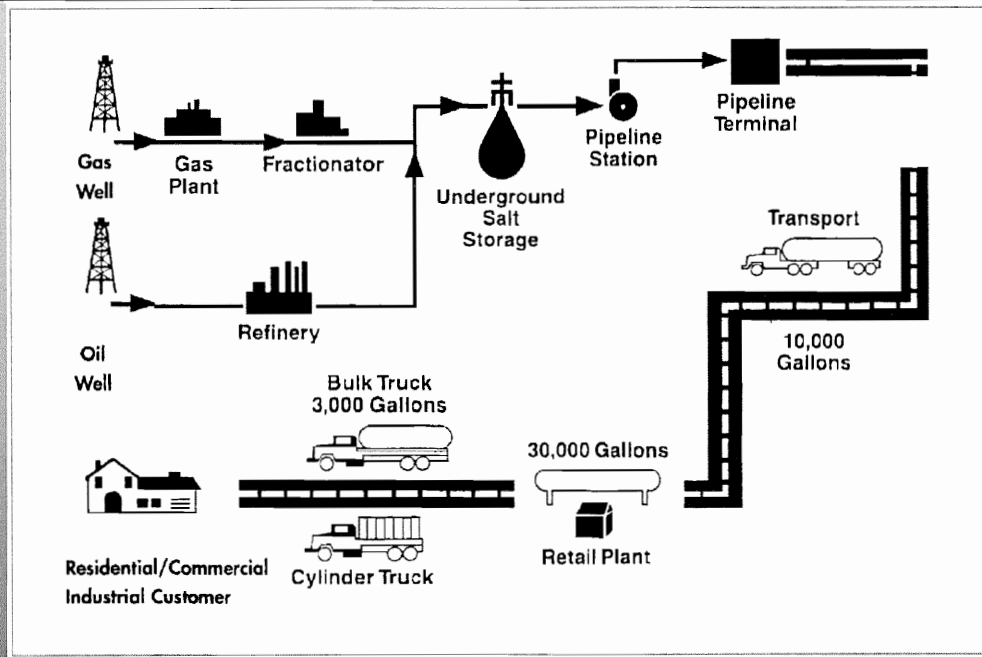




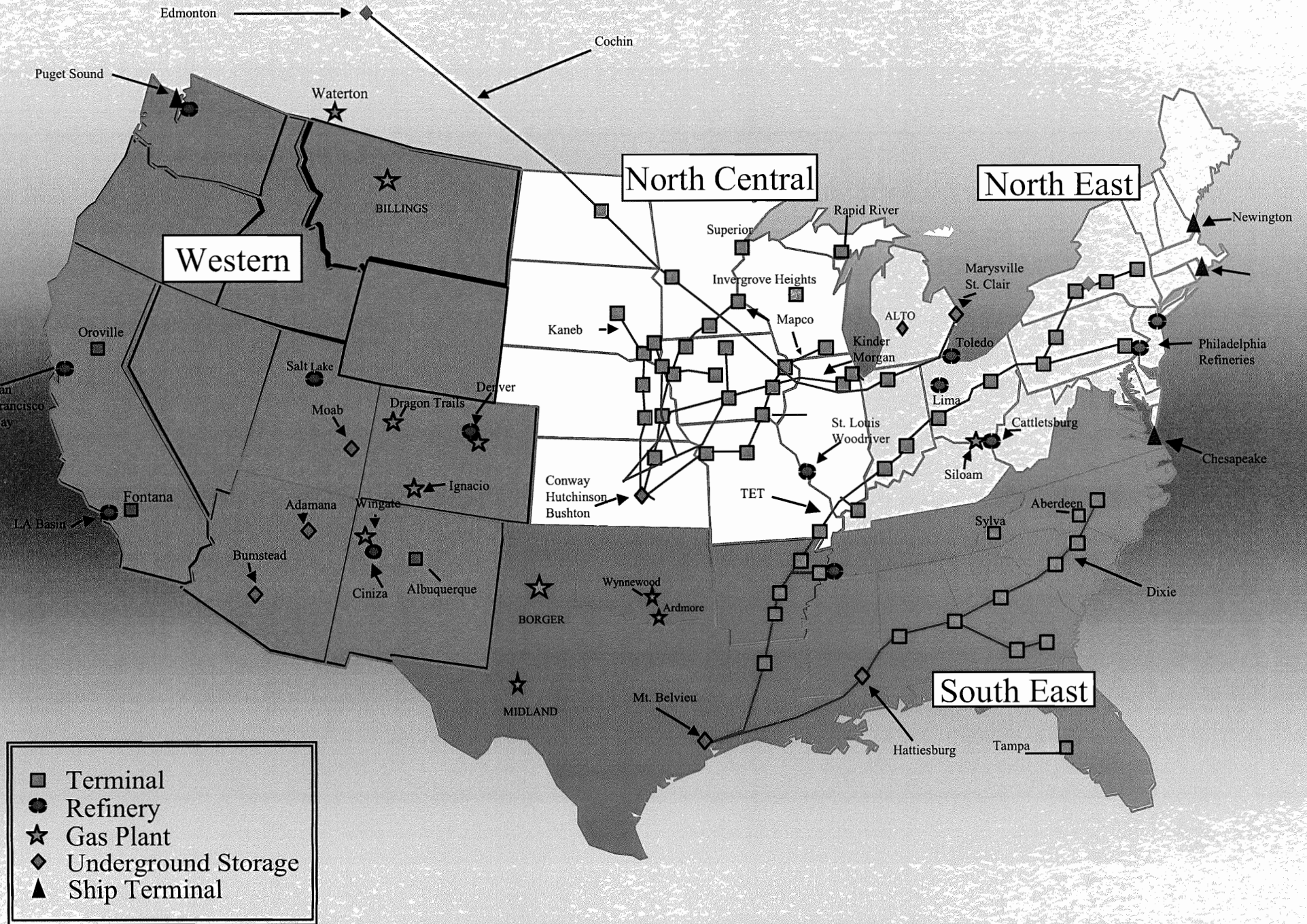
238 Retail Outlets
www.iapropane.org

PROPANE
EXCEPTIONAL ENERGY™

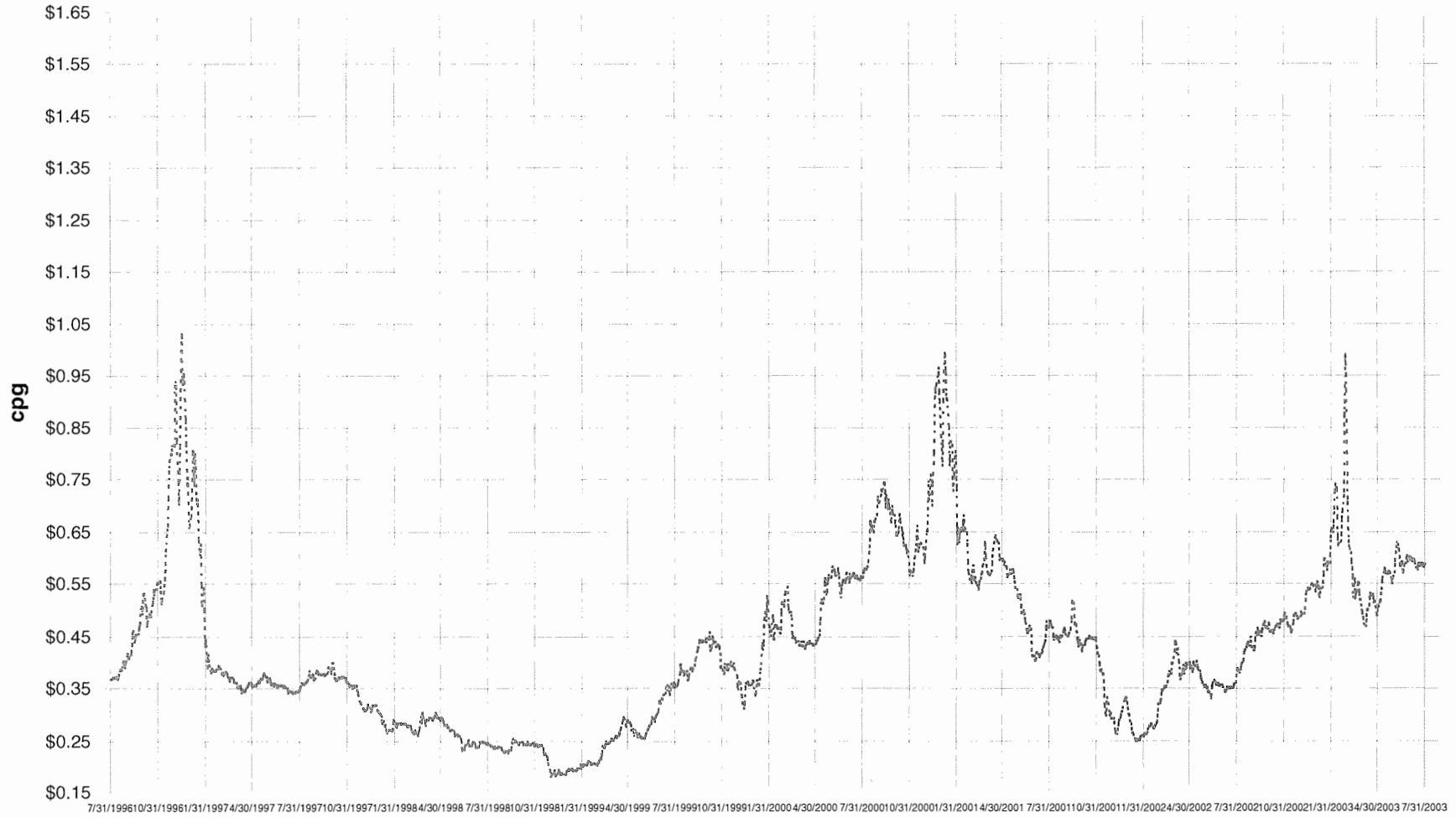
Where does propane come from?



- The majority of propane produced today is recovered from natural gas through a separation process called fractionation.
- The balance comes from refining crude oil.
- Approximately 85% of all propane used in the U.S. comes from domestic sources.
- Propane is shipped to retail storage sites through:
 - Approximately 70,000 miles of pipeline across the U.S.
 - Railcars
 - Transport trucks
 - Barges



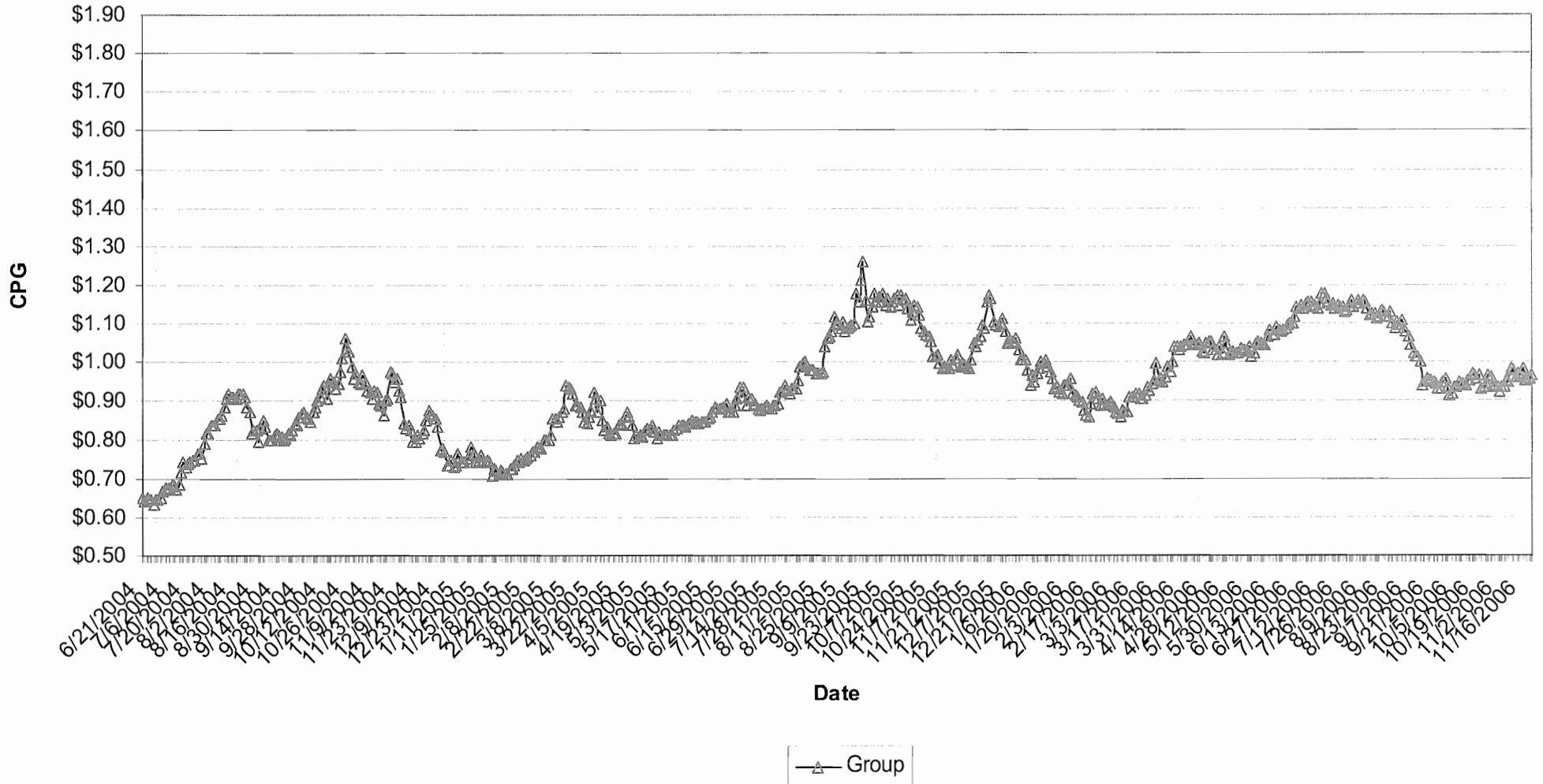
Daily Closing Propane Price July 1996 to July 2003



-----Group

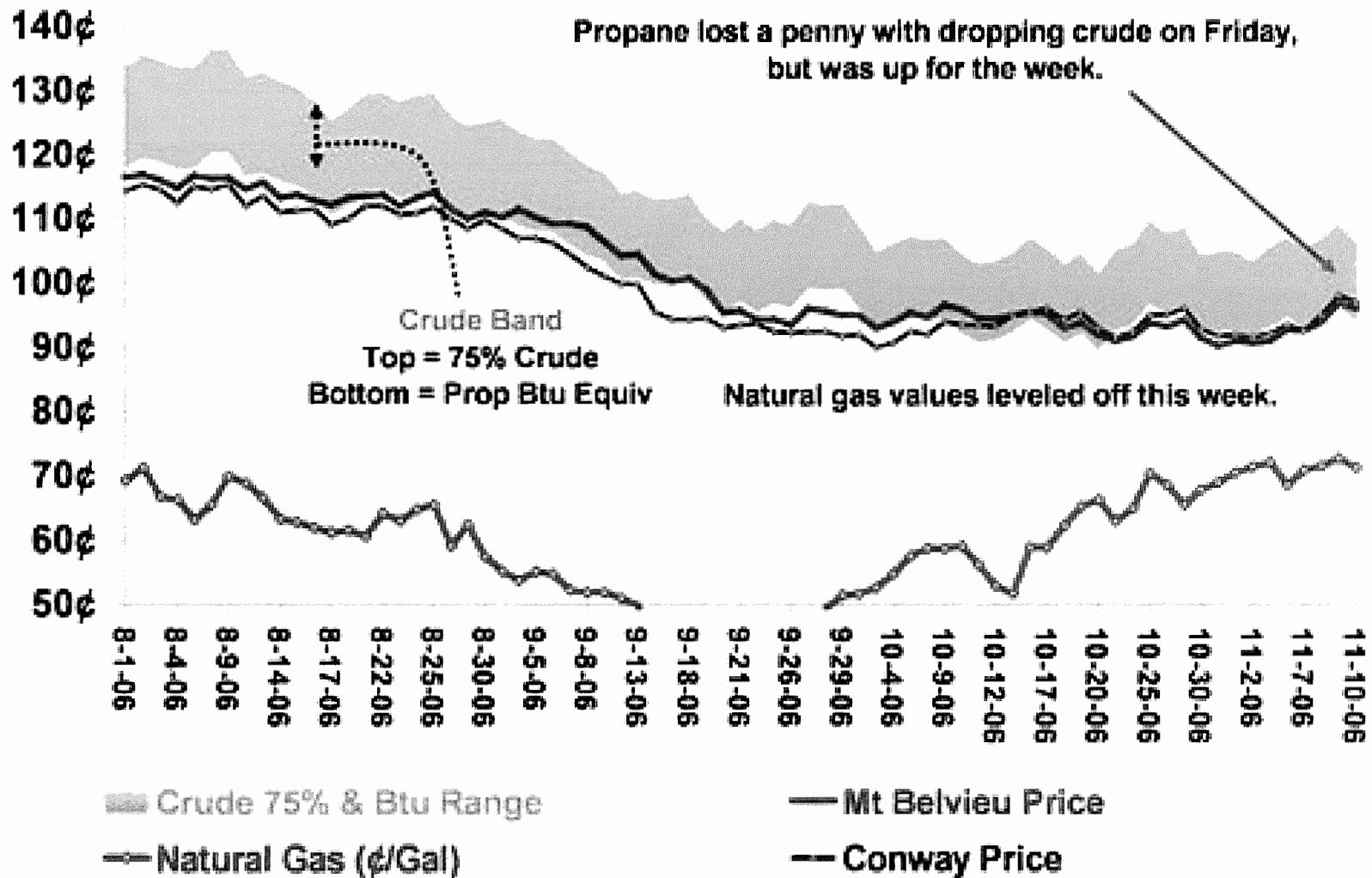
Historical Daily Pricing – Conway, KS

Chart Since 6/21/04



Daily Prices - August 2006 Forward

Crude and Natural Gas Converted to Propane Equivalent Btus
 Prices Based on Closing Values



Future Propane Price Estimates

OUT MONTH PRICE ESTIMATES

Last Updated:

11/10/06

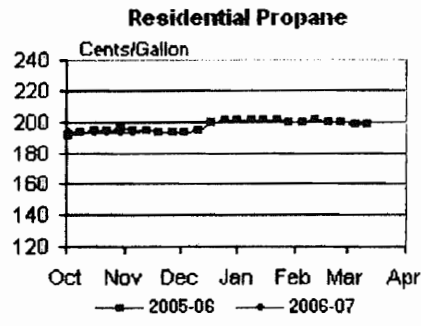
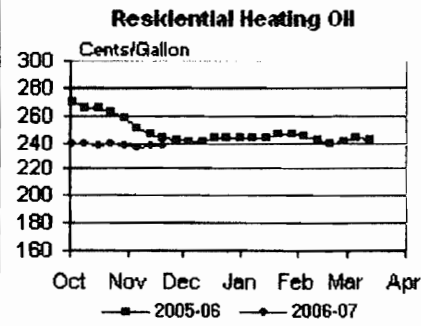
2:15 PM

Month	Mt. Belvieu		Conway	
	Monthly Prices	Qtr's & Yrly	Monthly Prices	Qtr's & Yrly
Dec-06	96.75 ¢	<u>1st Qtr 07</u>	98.00 ¢	<u>1st Qtr 07</u>
Jan-07	97.75 ¢	96.67 ¢	99.25 ¢	98.58 ¢
Feb-07	96.75 ¢	<u>2nd Qtr 07</u>	98.75 ¢	<u>2nd Qtr 07</u>
Mar-07	95.50 ¢	94.50 ¢	97.75 ¢	96.75 ¢
Apr-07	95.00 ¢	<u>3rd Qtr 07</u>	97.25 ¢	<u>3rd Qtr 07</u>
May-07	94.50 ¢	94.00 ¢	96.75 ¢	96.00 ¢
Jun-07	94.00 ¢	<u>4th Qtr 06</u>	96.25 ¢	<u>4th Qtr 06</u>
Jul-07	93.75 ¢	NA	95.75 ¢	NA
Aug-07	94.00 ¢	<u>Winter D-F</u>	96.00 ¢	<u>Winter D-F</u>
Sep-07	94.25 ¢	97.08 ¢	96.25 ¢	98.67 ¢
Oct-07	94.75 ¢	<u>Yrly Strip</u>	96.75 ¢	<u>Yrly Strip</u>
Nov-07	95.25 ¢	95.19 ¢	97.25 ¢	97.17 ¢

Cautionary Notice - The prices above are notational prices only and may not be actual market values. They are CMS's best approximation of trading values based on market information. Transaction costs could result in values greater or less than 1 1/2¢ for the numbers above!

Heating Oil and Propane Update

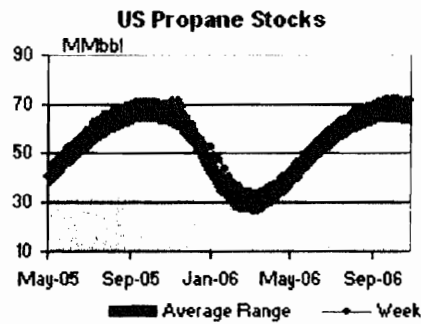
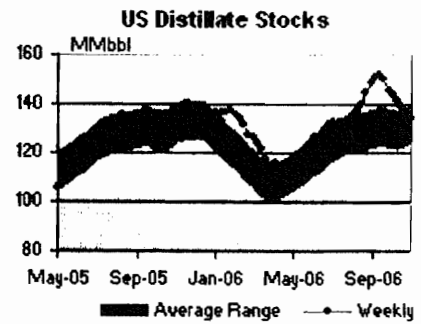
U.S. Heating Oil and Propane Prices, 11/20/2006



Heating Oil				Propane			
	Price	Change from			Price	Change from	
		Week Ago	Year Ago			Week Ago	Year Ago
Residential	237.4	↓ 0.6	↓ 5.7	Residential	194.3	↓ 0.3	↑ 0.3
Wholesale	172.1	↓ 3.2	↓ 1.0	Wholesale	102.6	↓ 1.5	↓ 3.6

Note: Price in Cents per Gallon.

U.S. Distillate and Propane Supply, 11/17/2006



Distillate				Propane			
		Change from				Change from	
		Week Ago	Year Ago			Week Ago	Year Ago
Stocks	133.8	↓ 1.2	↑ 9.3	Stocks	70.896	↓ 0.461	↑ 2.367
Production	4.081	↑ 0.068	↑ 0.108	Production	1.066	↑ 0.012	↑ 0.038
Demand	4.210	↓ 0.393	↑ 0.054	Demand	1.257	↑ 0.005	↑ 0.076

Note: Stocks in Millions of Barrels. Production and Demand in Millions of Barrels per Day.

Release Schedule: The data are published weekly and are updated every Wednesday after 1:00 p.m. (Eastern time). For weeks which include Monday holidays, publication is delayed by one day.

Contact Us • Feedback • Privacy/Security • Jobs • About Us

Legend

Petroleum Navigator

PDF File

XLS File

More Price Data

Heating Oil

- Spot Prices
- NYMEX Futures Prices
- Residential Prices
- Wholesale Prices

Propane

- Spot Prices
- NYMEX Futures Prices
- Residential Prices
- Wholesale Prices

More Supply/Demand* Data

- Production, Stocks, Imports, and Demand*

*Demand = Product Supplied; approximately represents consumption of petroleum products because it measures the disappearance of these products from primary sources.

Related Links

- This Week In Petroleum
- Short-Term Energy Outlook
- Residential Heating Oil Prices: What Consumers Should Know
- Propane Prices: What Consumers Should Know
- EIA Outlook for U.S. Heating Fuels
- Northeast Heating Oil Reserve



Energy Information Administration
Official Energy Statistics from the U.S. Government

search

Energy Glossary

Home > Petroleum > Navigator

Petroleum Navigator

- Summary
- Prices
- Crude Reserves & Production
- Refining & Processing
- Imports/Exports & Movements
- Stocks
- Consumption/ Sales
- Publications & Analysis

Weekly Heating Oil and Propane Prices

- Definitions, Sources & Notes
- Download Series History

Data Series: Residential Propane

(Cents per Gallon Excluding Taxes)

Arrange Data by: Data Series Area

Period: Weekly

Area	10/16/06	10/23/06	10/30/06	11/06/06	11/13/06	11/20/06	View History
U.S.	193.4	193.3	193.4	194.0	194.6	194.3	1990-2006
East Coast (PADD 1)	227.2	226.6	226.5	226.6	226.9	226.3	1990-2006
New England (PADD 1A)	236.6	235.8	235.0	234.5	235.6	235.0	1990-2006
Connecticut	220.9	218.5	219.3	219.0	218.4	217.0	1990-2006
Maine	234.7	234.9	235.6	234.3	238.0	234.6	1990-2006
Massachusetts	228.8	226.9	226.7	225.8	226.5	226.6	1990-2006
New Hampshire	237.8	237.4	235.6	234.9	236.0	236.2	1990-2006
Rhode Island	298.9	298.6	297.7	296.5	297.1	297.0	1990-2006
Vermont	247.2	247.1	245.3	246.0	247.0	246.7	1990-2006
Central Atlantic (PADD 1B)	232.3	231.6	231.3	232.0	232.0	230.6	1990-2006
Delaware	246.0	245.2	245.3	246.1	245.4	245.7	1990-2006
Maryland	249.7	248.2	247.8	247.8	248.7	248.8	1990-2006
New Jersey	254.3	253.7	254.7	254.6	255.7	252.0	1990-2006
New York	225.4	225.5	224.1	224.3	225.0	223.0	1990-2006
Pennsylvania	223.4	221.9	222.5	224.8	223.4	222.5	1990-2006
Lower Atlantic (PADD 1C)	210.9	210.6	211.5	211.0	211.1	211.6	1990-2006
North Carolina	200.5	200.3	202.1	201.7	201.4	201.6	1990-2006
Virginia	226.4	226.2	225.6	224.8	225.5	226.7	1990-2006
Midwest (PADD 2)	172.5	172.7	172.9	173.8	174.6	174.4	1990-2006
Illinois							1990-1991
Indiana	180.6	180.6	180.7	182.0	183.4	183.8	1990-2006
Iowa	147.8	148.2	148.6	148.7	149.7	148.8	1990-2006
Kansas							1990-1994
Kentucky	192.6	192.3	193.5	194.6	195.4	195.6	1994-2006
Michigan	185.7	186.4	185.8	187.1	189.2	189.5	1990-2006
Minnesota	166.3	168.2	168.6	169.1	168.6	168.2	1990-2006
Missouri	162.3	161.8	162.2	162.0	162.7	163.2	1990-2006
Nebraska	140.6	140.1	139.8	139.9	139.7	140.3	1990-2006
North Dakota	145.2	144.9	145.5	145.5	144.7	145.0	1990-2006
Ohio	194.7	195.0	195.3	198.3	199.0	198.3	1990-2006
South Dakota	147.1	146.6	146.6	146.7	147.8	147.2	1990-2006
Wisconsin	176.0	175.4	176.3	176.3	176.0	174.9	1990-2006

Last Updated 11/22/06

- = Not Applicable; NA = Not Available; W = Withheld to avoid disclosure of individual company data.

Notes: See Definitions, Sources, and Notes link above for more information on this table.



Note: These data are available in spreadsheet format by clicking the "Download Series History" link on the previous page (with drop-down menu bar at top).

[View History: Weekly](#)

Iowa Propane Residential Price (Cents per Gallon Excluding Taxes)

Year-Month	Week 1		Week 2		Week 3		Week 4		Week 5	
	End Date	Value	End Date	Value	End Date	Value	End Date	Value	End Date	Value
1990-Oct	10/01	79.5			10/15	83.8				
1990-Nov	11/05	77.3			11/19	76.6				
1990-Dec	12/03	72.8			12/17	68.1				
1991-Jan	01/07	64.6			01/21	67.0				
1991-Feb	02/04	58.3			02/18	56.9				
1991-Mar	03/04	52.7			03/18	52.8				
1991-Oct	10/07	57.8			10/21	NA				
1991-Nov	11/04	60.6			11/18	NA				
1991-Dec	12/02	63.4			12/16	NA				
1992-Jan	01/06	57.7			01/20	NA				
1992-Feb	02/03	53.0			02/17	NA				
1992-Mar	03/02	51.9			03/16	NA				
1992-Oct	10/05	51.4			10/19	NA				
1992-Nov	11/02	54.2			11/16	NA				
1992-Dec	12/07	58.8			12/21	NA				
1993-Jan	01/04	64.1	01/11	82.8	01/18	76.4	01/25	68.8		
1993-Feb	02/01	66.1			02/15	NA				
1993-Mar	03/01	70.4			03/15	NA				
1993-Apr	04/05	62.4			04/19	NA				
1993-Oct	10/04	60.5			10/18	60.0				
1993-Nov	11/01	60.4			11/15	61.1				
1993-Dec	12/06	61.3			12/20	59.9				
1994-Jan	01/03	59.3			01/17	59.3			01/31	59.1
1994-Feb	02/07	59.8	02/14	60.3	02/21	59.8	02/28	59.7		
1994-Mar	03/07	59.0			03/21	57.9				
1994-Oct	10/03	55.8			10/17	54.5				
1994-Nov	11/07	55.4			11/21	56.0				
1994-Dec	12/05	55.4			12/19	60.2				
1995-Jan	01/02	61.6			01/16	62.4				
1995-Feb	02/06	58.6			02/20	58.9				
1995-Mar	03/06	59.2			03/20	60.7				
1995-Oct	10/02	58.0			10/16	58.3				
1995-Nov	11/06	58.6			11/20	59.4				
1995-Dec	12/04	60.0			12/18	63.8				
1996-Jan	01/01	66.5			01/15	66.8				
1996-Feb	02/05	67.5			02/19	69.1				
1996-Mar	03/04	70.1			03/18	68.7				
1996-Oct	10/07	76.3			10/21	78.3	10/28	79.6		
1996-Nov	11/04	82.0	11/11	82.1	11/18	85.5	11/25	102.8		
1996-Dec	12/02	106.0	12/09	114.2	12/16	114.6	12/23	124.9	12/30	117.1
1997-Jan	01/06	106.9	01/13	111.9	01/20	108.7	01/27	97.8		
1997-Feb	02/03	87.6			02/17	79.8				
1997-Mar	03/03	74.5			03/17	73.2				
1997-Oct	10/06	65.7			10/20	66.5				
1997-Nov	11/03	67.7			11/17	68.0				
1997-Dec	12/01	67.9			12/15	67.9				
1998-Jan	01/05	67.7			01/19	67.3				
1998-Feb	02/02	67.3			02/16	66.4				
1998-Mar	03/02	65.6			03/16	64.9				
1998-Oct	10/05	55.5			10/19	56.2				
1998-Nov	11/02	56.5			11/16	56.2				
1998-Dec	12/07	56.1			12/21	56.7				

Iowa Propane Residential Price (Cents per Gallon Excluding Taxes)

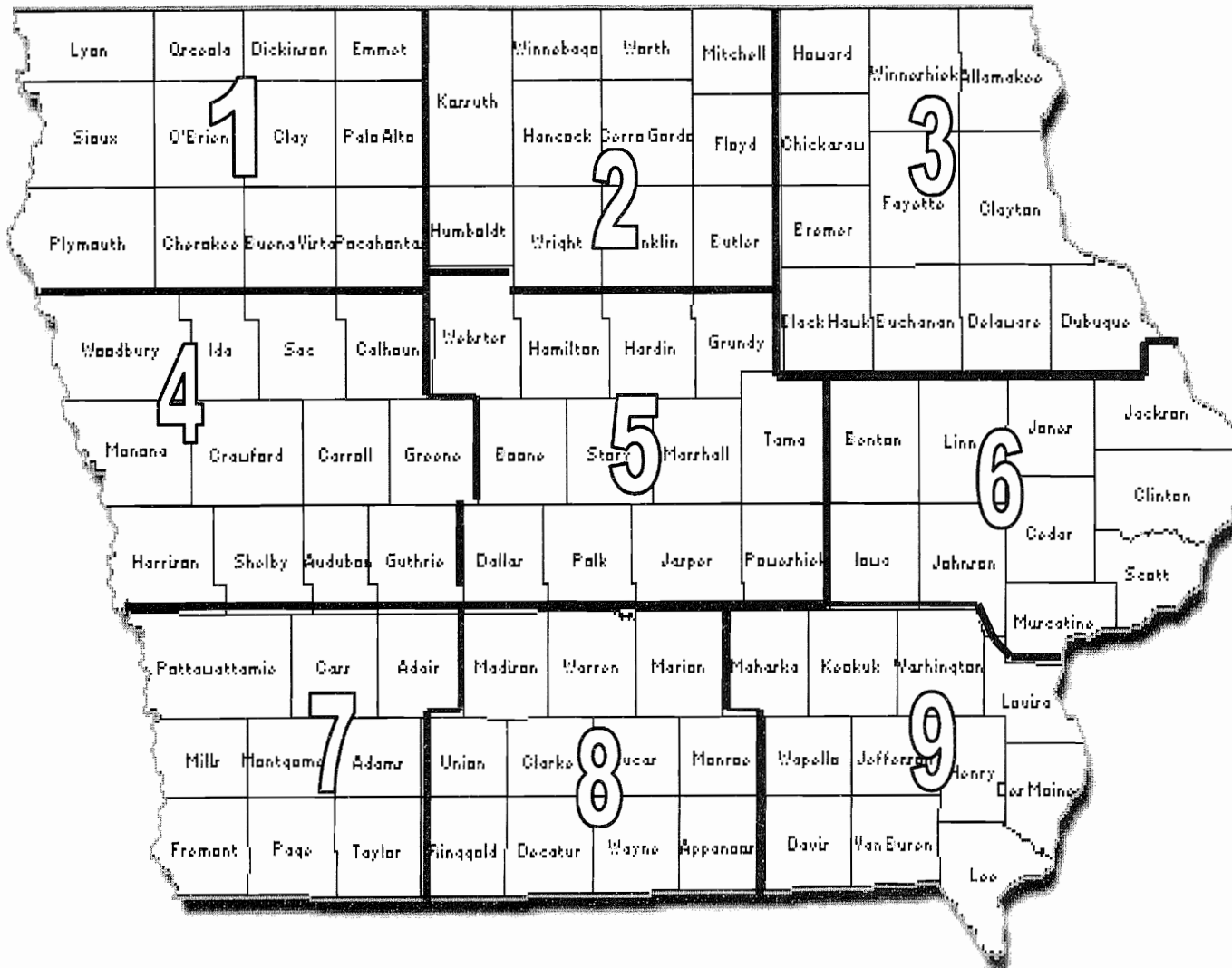
1999-Jan	01/04	57.0			01/18	58.2				
1999-Feb	02/01	57.8			02/15	57.7				
1999-Mar	03/01	57.4			03/15	57.3				
1999-Oct	10/04	67.2			10/18	68.2				
1999-Nov	11/01	67.7			11/15	68.1				
1999-Dec	12/06	68.8			12/20	70.7				
2000-Jan	01/03	70.2			01/17	70.6	01/24	75.3	01/31	77.8
2000-Feb	02/07	81.4	02/14	82.5	02/21	83.3	02/28	84.1		
2000-Mar	03/06	84.6	03/13	85.3	03/20	85.2				
2000-Oct	10/02	98.4	10/09	98.9	10/16	99.0	10/23	98.7	10/30	98.1
2000-Nov	11/06	98.3	11/13	98.3	11/20	97.9	11/27	98.0		
2000-Dec	12/04	97.6	12/11	101.2	12/18	106.2	12/25	124.4		
2001-Jan	01/01	126.6	01/08	125.4	01/15	128.4	01/22	126.4	01/29	122.5
2001-Feb	02/05	118.2	02/12	115.9	02/19	114.0	02/26	110.1		
2001-Mar	03/05	108.5	03/12	106.1	03/19	104.6				
2001-Oct	10/01	88.7	10/08	87.8	10/15	87.2	10/22	86.9	10/29	87.2
2001-Nov	11/05	86.7	11/12	86.5	11/19	86.4	11/26	85.0		
2001-Dec	12/03	84.7	12/10	84.6	12/17	84.2	12/24	84.5	12/31	84.5
2002-Jan	01/07	84.8	01/14	84.7	01/21	84.1	01/28	84.1		
2002-Feb	02/04	84.4	02/11	84.2	02/18	84.2	02/25	84.2		
2002-Mar	03/04	84.2	03/11	84.5	03/18	84.4				
2002-Oct	10/07	79.0	10/14	79.3	10/21	79.7	10/28	81.1		
2002-Nov	11/04	83.4	11/11	83.0	11/18	83.1	11/25	83.6		
2002-Dec	12/02	85.3	12/09	86.0	12/16	88.2	12/23	89.2	12/30	89.0
2003-Jan	01/06	90.9	01/13	91.9	01/20	94.6	01/27	96.7		
2003-Feb	02/03	102.1	02/10	108.7	02/17	108.2	02/24	109.0		
2003-Mar	03/03	125.6	03/10	112.2	03/17	110.7				
2003-Oct	10/06	99.2	10/13	105.0	10/20	105.2	10/27	105.3		
2003-Nov	11/03	104.6	11/10	104.5	11/17	102.6	11/24	102.6		
2003-Dec	12/01	102.6	12/08	103.0	12/15	104.7	12/22	105.0	12/29	105.4
2004-Jan	01/05	104.9	01/12	110.3	01/19	110.5	01/26	110.5		
2004-Feb	02/02	110.8	02/09	110.8	02/16	109.5	02/23	109.4		
2004-Mar	03/01	109.1	03/08	108.9	03/15	106.5				
2004-Oct	10/04	118.5	10/11	121.1	10/18	123.4	10/25	131.8		
2004-Nov	11/01	131.4	11/08	130.3	11/15	131.2	11/22	131.1	11/29	131.2
2004-Dec	12/06	130.5	12/13	128.5	12/20	128.8	12/27	128.7		
2005-Jan	01/03	127.2	01/10	127.5	01/17	126.8	01/24	127.7	01/31	127.4
2005-Feb	02/07	125.9	02/14	125.4	02/21	124.3	02/28	122.3		
2005-Mar	03/07	122.7	03/14	123.5						
2005-Oct	10/03	154.0	10/10	154.5	10/17	156.1	10/24	154.4	10/31	154.9
2005-Nov	11/07	153.8	11/14	152.5	11/21	149.0	11/28	148.6		
2005-Dec	12/05	149.6	12/12	150.9	12/19	153.7	12/26	154.4		
2006-Jan	01/02	154.5	01/09	153.2	01/16	153.4	01/23	152.1	01/30	151.1
2006-Feb	02/06	149.6	02/13	150.9	02/20	149.4	02/27	148.5		
2006-Mar	03/06	148.5	03/13	148.4						
2006-Oct	10/02	148.4	10/09	148.0	10/16	147.8	10/23	148.2	10/30	148.6
2006-Nov	11/06	148.7	11/13	149.7	11/20	148.8				

Updated on 11/22/2006

Source: U.S. Energy Information Administration

[Contact Us](#) · [Feedback](#) · [Privacy/Security](#) · [Jobs](#) · [About Us](#)

Iowa Propane Gas Association Districts



District #1 - 44 Members

Company	City
Ahlers Oil Co.	Sheldon
Amerigas	Storm Lake
BJK Pump & Gas Co., Sioux Gas	Newell
Blass LP Gas & Appliances	Estherville
Community Oil Co.	Rock Valley
Cooperative Gas & Oil (2)	Sioux Center
Dave's Bulk Service	Inwood
Farmers Coop (2)	LeMars & Hinton
Farmers Coop Oil Co.	Sheldon
Ferrellgas	Estherville
First Coop (3)	Cherokee, Alta & Marathon
Great Lakes Cooperative	Milford
Heartland Technologies	Estherville
Hentges Oil Co.	Le Mars
Hull Cooperative Ass'n	Hull
J B Propane	Remsen
Lakes Propane Gas Co.	Spencer
Larson Oil & Dist. Co.	Storm Lake
Lyon County Coop Oil, Co.	Rock Rapids
MaxYield Coop (5)	West Bend
Midwest Farmers Coop (2)	Orange City & Alton
Modern Gas Co.	Rock Rapids
Osceola County Coop Oil Co. (2)	Sibley & Ocheyedan
Popkes Propane	Rock Rapids
Pro Coop	Pocahontas
Rick's Tankwagon Service	Larrabee
Rodney Propane (2)	Hornick & Anthon
Ruthven Coop Oil	Ruthven
Sanborn Propane & Oil Service, Inc.	Sanborn
Siouxland Propane Co.	Ireton
Stanley Propane	Emmetsburg
Wessels Oil Co.	Palmer
Wiese Oil & Supply Co.	Cherokee

District Members

District #2 - 22 Members

Company	City
Allison Propane Gas	Allison
Baltes Oil	N Washington
Butler & Curtis Oil, Inc.	Mason City
Cooperative Oil Co.	Osage
Farmers Coop Ass'n	Forest City
Farmers Coop Elevator (3)	Ottosen, Algona, Titonka
Hancock County Coop Oil	Garner
Johnson Oil Co.	Osage
K & H Cooperative Oil Co. (3)	Clear Lake, Mason City & Wesley
North Central Coop	Kanawha
North Iowa Coop	Mason City
North Iowa Energy	Rudd
Northern Coop Services	Lake Mills
Osage Cooperative Elevator	Osage
Ron's LP Gas Service, Inc.	Lake Mills
Stacyville LP Gas Co.	Stacyville
W & H Coop Oil Co.	Humboldt
Watters LP Gas Service, Inc.	Swaledale

District #3 - 37 Members

Company	City
Agvantage F.S., Inc. (5)	Waverly, Sumner
	Allison, Hazleton, Hampton
Amerigas	New Albin
Amerigas	Waterloo
C.A.S.H., Inc.	Lawler
Chase Oil Co.	Oelwein
Consolidated Energy Co., LLC (3)	Jesup, Laporte City, Winthrop
D & J Feed Service, Inc.	Monona
Demmer Oil Co.	Worthington
Dillavou Oil Co.	Waverly
Dircks LP Gas Service, Inc.	Hopkinton
Dunkerton Coop Elevator	Dunkerton
East Central Iowa Coop	Waterloo
Fausser Oil Co. (2)	Postville, Elgin
Fencl Oil & L.P. Co.	Protivin
Five Star Cooperative	New Hampton
Fredericksburg Farmers Coop	Fredericksburg
Garvin True Value & LP Gas	West Union
Hovey LP-Gas, Inc.	Decorah
Lehmkuhl Oil Co.	Fairbank
Lou's LP Gas	Nashua
McDermott Oil Co.	Cascade
Members Mutual Oil Co.	Waterloo
Northeast Iowa Coop (2)	Clermont, Arlington
Sam Annis & Co.	Waterloo
Stade Propane, Inc.	Garnaville
Three Rivers Farm Service	Earville
United Cooperative Ass'n (2)	Monona, Elkader
Welch Propane, LLC	Waukon

District Members

District #4 - 14 Members

Company	City
Al's Corner Oil Co.	Carroll
Berne Cooperative Ass'n	Ute
Cogdill Farm Supply	Dunlap
D & B LP Service	Manilla
Drees Oil Co.	Carroll
Farm Service Cooperative	Harlan & Oakland
Galva Holstein Ag, LLC	Holstein
Greve Petroleum Services	Elk Horn
Halbur Fuel Supply, Inc.	Halbur
Johnson Propane, Inc.	Battle Creek
Sapp Brothers	Sioux City
United Western Coop	Missouri Valley
Western Iowa Cooperative	Hornick

District #5 - 45 Members

Company	City
Bob's Farm Center	Conrad
Campbell Oil Co., Inc.	Ames
Central Iowa Cooperative(2)	Jewell, Stanhope
Energy Partners, L.C. (4)	Grundy Center, Lincoln Kellogg, Marshalltown
Farmers Elevator Co.	Bondurant
Ferrellgas	Des Moines
Heart of Iowa Coop	Roland, Zearing
Heartland Coop (6)	W Des Moines
Koch LP Gas II	Conrad
Mid Iowa Coop (2)	Beaman & Conrad
New Century Farm Services	Traer
New Century Farm Services (3)	Grinnell, Melbourne
New Cooperative	Fort Dodge
Parks Gas Co.	Le Grand
Prairie Land Coop (8)	Hubbard
Quick Oil Co.	Perry
Star Energy, LLC	Manson
Sully Cooperative Exchange (4)	Sully, Grinnell, Newton, New Sharon
Two Rivers Cooperative (3)	Otley, Pella, Monroe
United Co-operative	Webster City

District #6 - 23 Members

Company	City
A-1 Propane & Services, Inc.	Iowa City
Amerigas	Cedar Rapids
Amerigas	Monticello
Amerigas	Davenport
Blue Flame Propane LLC	Fruitland
Consumers Cooperative Society	Iowa City
Eastern Iowa Propane, Ltd.	Clinton
Farmers 4 County Coop Ass'n	Belle Plaine
Ferrellgas	Iowa City
Harden Brothers Propane, Inc.	Victor
Kiracofe Oil Co.	Swisher
Linn Coop Oil Co.	Marion
Multi County Oil Co. (2)	Williamsburg
New Horizons FS, Inc.	Tipton
O'Grady Chemical Corp.	Van Horne
Price's LP Gas	Durant
	Durant, Clarence, Eldridge, W Liberty
River Valley Cooperative (4)	
T-J Gas Co.	Vinton
Walters Lumber Co.	Wyoming

District Members

District #7 - 14 Members

Company	City
Alliance Gas	Shenandoah, Hamburg
21st Century Cooperative	Cumberland
Clarinda Coop Co.	Clarinda
Farm Service Coop	Council Bluffs
Holt Gas Co.	Sidney
MFA	Lenox
Olsen Fuel Supply	Atlantic
Pelgas, Inc.	Atlantic
Sapp Brothers Truck Stops, Inc.	Council Bluffs
Steinbeck & Son, Inc.	Griswold
Underwood Farm Supply	Underwood
United Farmers Mercantile Coop	Red Oak
Vogel Agri-Service, Inc.	Hamburg

District #8 - 13 Members

Company	City
Agriland F.S., Inc. (2)	Winterset, Malvern
Amerigas	Baxter
Amerigas	Osceola
Corydon Oil/Southern IA Oil (2)	Corydon
Country Propane	Milo
Countryside Products	Creston
MFA	Centerville
MFA	Humeston
South Central Coop	Lacona
Stubbs Propane	Pleasantville
Warren County Oil Co.	Indianola

District #9 - 26 Members

Company	City
Access Energy Propane	Mt Pleasant
Allied Gas & Chemical Co.	Oskaloosa
B & B Propane Co. (3)	Houghton, Donnellson, Pulaski
Ballou Oil & L.P. Gas Co.	Washington
Cargill Ag Horizons	New Sharon
Chem Gro of Houghton, Inc.	Houghton
Farmers Coop Ass'n (3)	Keota, Richland, Libertyville
Farmers Elevator & Exchange	Wapello
Farmer's Oil Co., Inc.	Wayland
Ferrellgas	Keokuk
Hamilton Produce Co.	Bloomfield
Heartland Oil Co.	Hedrick
Home Gas, Inc.	Wellman
McLaughlin Oil, Inc.	Mediapolis
New Alliance FS, Inc.(5)	Oskaloosa, Columbus Jct, Fairfield, Knoxville, Washington
Prairie Ag Coop Elevator	Mount Union
Progas LP & Supply (2)	Wever, Edon

Non-Members
23 Total

Company	City
Almquist Gas Co.	Essex
Bridgewater Oil	Bridgewater
Bullock AG Service	La Motte
Cedar County Cooperative	Tipton
Farmers Coop Co. Dows	Dows
Farmers Coop Elevator Graettinger	Graettinger
Farrell's Inc	Preston
Hansen Gas Co.	Rake
Howard County Equity	Elma
Hummel Propane & Hardware	Westfield
J P Byson Oil Co.	Fort Dodge
Mike's Tankwagon Service	Akron
Miller Oil Co.	Boone
Nelson Propane	Onawa
Producers Coop Co.	Primghar
Riceville Lumber Co.	Riceville
Roger's LP	Elma
Sioux Oil Co.	Orange City
Smith Oil Co.	Mount Ayr
Sport Wade, Inc.	Weldon
Staplekamp Oil	Cresco
Superior Coop Elevator	Superior
Yarmouth Oil	Yarmouth

Basic Hours-of-Service Rules

Hours of service apply to operators of:

All vehicles over 10,000 pounds GVW.

Any placarded vehicle.

All operators whether salaried or paid hourly.

Includes managers and supervisors.

Intra-state and Interstate operations.

[Hours of service may be relaxed by State authorities during periods of emergency.]