

General Fund Recommendations

	Actual FY 2019 <u>(1)</u>	Estimated FY 2020 <u>(2)</u>	Gov Rec FY 2021 <u>(3)</u>	Gov Rec vs Est FY 2020 <u>(4)</u>
<u>Agriculture and Land Stewardship, Dept of</u>				
Agriculture and Land Stewardship				
Administrative Division	\$ 18,023,339	\$ 18,335,679	\$ 16,667,839	\$ -1,667,840
Milk Inspections	189,196	189,196	189,196	0
Local Food and Farm	75,000	75,000	75,000	0
Agricultural Education	25,000	25,000	25,000	0
Farmers with Disabilities	130,000	180,000	180,000	0
Foreign Animal Disease	250,000	500,000	1,000,000	500,000
Water Quality Initiative	3,000,000	3,000,000	1,500,000	-1,500,000
Hungry Canyons Acct of Loess Hills Fund	0	50,000	0	-50,000
GF - Ag Drainage Wells	0	1,875,000	1,875,000	0
Total Agriculture and Land Stewardship, Dept of	\$ 21,692,535	\$ 24,229,875	\$ 21,512,035	\$ -2,717,840

Governor's Recommendations FY 2021 — Significant Changes

Administrative Division **-\$1,667,840**

Decreases funding from the General Fund for the Administrative Division. This amount will be transferred to the proposed Natural Resources and Outdoor Recreation Trust Fund (NROR).

Water Quality Initiative **-\$1,500,000**

Decreases funding from the General Fund. This amount will be transferred to the proposed Natural Resources and Outdoor Recreation Trust Fund (NROR).

Foreign Animal Disease **\$500,000**

Increases funding from the General Fund to provide additional biosecurity efforts and to better prepare livestock producers for future outbreaks of a foreign animal disease. The funding will support an additional emergency response coordinator, additional district veterinarians, and technology to prepare for future responses to foreign animal disease outbreaks that may occur.

Hungry Canyons Account of Loess Hills Fund **-\$50,000**

Decreases funding for the Hungry Canyons Account.

Other Fund Recommendations

	Actual FY 2019 <u>(1)</u>	Estimated FY 2020 <u>(2)</u>	Gov Rec FY 2021 <u>(3)</u>	Gov Rec vs Est FY 2020 <u>(4)</u>
<u>Agriculture and Land Stewardship, Dept of</u>				
Agriculture and Land Stewardship				
Native Horse & Dog Prog - Unclaimed Winnings	\$ 305,516	\$ 305,516	\$ 305,516	\$ 0
Motor Fuel Inspection - RFIF	500,000	500,000	500,000	0
Conservation Reserve Enhancement - EFF	1,000,000	1,000,000	500,000	-500,000
Watershed Protection Fund - EFF	900,000	900,000	450,000	-450,000
Farm Management Demo - EFF	0	0	100,000	100,000
Soil & Water Conservation - EFF	3,800,000	3,800,000	1,900,000	-1,900,000
Conservation Reserve Prog - EFF	900,000	900,000	450,000	-450,000
Cost Share - EFF	8,325,000	8,325,000	4,162,500	-4,162,500
Fuel Inspection - UST	250,000	250,000	250,000	0
Water Quality Initiative - EFF	2,375,000	2,375,000	1,187,500	-1,187,500
Total Agriculture and Land Stewardship, Dept of	\$ 18,355,516	\$ 18,355,516	\$ 9,805,516	\$ -8,550,000

Governor's Recommendations FY 2021 — Significant Changes

Environment First Fund

\$-8,550,000

Decreases funding by \$8,550,000 from the Environment First Fund (EFF) including:

- Farm Management Demo — Increase of \$100,000.
- Conservation Reserve Enhancement Program — Decrease of \$500,000.
- Watershed Protection Fund — Decrease of \$450,000.
- Soil and Water Conservation Fund — Decrease of \$1,900,000.
- Conservation Reserve Program — Decrease of \$450,000.
- Cost Share Program — Decrease of \$4,162,500.
- Water Quality Initiative — Decrease of \$1,187,500.

Discussion Items

Natural Resources and Outdoor Recreation Trust Fund — The Iowa Legislature created the Sustainable Natural Resource Funding Study in 2006 with the enactment of [HF 2797](#) (FY 2007 Standing Appropriations Act). The Sustainable Natural Resource Advisory Funding Committee reported the benefits connected to natural resources would be a feasible financial investment and would also improve water quality, sustainable agriculture and soils, and healthy outdoor-related opportunities.

The Iowa Legislature voted to support the findings and passed legislation in 2008 and 2009 that allowed the people to amend the [Iowa Constitution](#) to create a dedicated fund for natural resources. In 2010, [SF 2310](#) (Natural Resource Trust Fund Act) was enacted, which established the Natural Resources and Outdoor Recreation Trust Fund with the contingency that the proposed amendment to the Constitution of the State of Iowa was ratified by Iowa voters. On November 2, 2010, the amendment was approved. *The Governor is recommending a one-cent increase to the sales/use tax, of which three-eighths of a cent will be directed to the Trust Fund. The Governor is recommending the following programs be transferred to the Natural Resources and Outdoor Recreation Trust Fund. This recommendation is part of the Governor's Building Tomorrow's Economy Today program initiative. These are summarized in the table below:*

NROR Proposed Transfers				
	Current Fund	Estimated FY 2020	Gov Rec Reduction FY 2021	Gov Rec NROR Fund FY 2021
Administrative Division	Gen. Fund	\$ 18,335,679	\$ -1,667,840	1,667,840
Water Quality Initiative	Gen. Fund	3,000,000	-1,500,000	1,500,000
Conservation Reserve Enhancement	EFF	1,000,000	-500,000	500,000
Watershed Protection Fund	EFF	900,000	-450,000	450,000
Soil & Water Conservation	EFF	3,800,000	-1,900,000	1,900,000
Conservation Reserve Program	EFF	900,000	-450,000	450,000
Cost Share	EFF	8,325,000	-4,162,500	4,162,500
Water Quality Initiative	EFF	2,375,000	-1,187,500	1,187,500

NROR Fund = Natural Resources & Outdoor Recreation Trust Fund

Water Quality Initiative (WQI) — The Department received three appropriations for FY 2020, totaling \$10,575,000. This included a General Fund appropriation of \$3,000,000, an RIIF appropriation of \$5,200,000, and an EFF appropriation of \$2,375,000. Funding is allocated for statewide practices available to all operations and for demonstration projects. *The Governor is recommending total funding of \$5,287,500 for FY 2021. This is a decrease of \$5,287,500 in the total funding compared to estimated FY 2020. This includes an RIIF appropriation of \$2,600,000, a General Fund appropriation of \$1,500,000, and an EFF appropriation of \$1,187,500. The decrease is equal to the proposed transfer to*

the NROR. This recommendation is part of the Governor's Building Tomorrow's Economy Today program initiative.

Agricultural Drainage Wells Program — This Program provides cost-share funding to landowners to close agricultural drainage wells. By closing the wells and developing alternative drainage plans for fields, landowners protect drinking water aquifers. The Department was appropriated \$1,875,000 for FY 2020 from the General Fund to close five wells. There are 21 wells that remain open, and the Department estimates that these can be closed prior to the end of FY 2021. The wells are in Floyd, Grundy, Butler, and Humboldt counties. *The Governor is recommending funding of \$1,875,000 for FY 2021 from the General Fund.*

Foreign Animal Disease — The Foreign Animal Disease Preparedness and Response Strategy was established in [SF 510](#) (FY 2018 Agriculture and Natural Resources Appropriations Act). The General Fund appropriation is deposited into the Foreign Animal Disease Preparedness and Response Fund, which is administered by the DALs with input from various livestock organizations. The goal of the Strategy is to develop a practical and cost-effective plan that will be implemented to control and/or eradicate foreign animal diseases. Funding to the Foreign Animal Disease Preparedness and Response Fund began in FY 2018 with a \$100,000 General Fund appropriation. *As part of the Supporting Iowa's Agriculture Economy program initiative the Governor is recommending funding of \$1,000,000 for FY 2021 from the General Fund. This is an increase of \$500,000 compared to estimated FY 2020.*

Renewable Fuels Infrastructure Program — The Renewable Fuels Infrastructure Program provides financial assistance to owners or operators of a retail motor fuel site or a biodiesel terminal who wish to convert their equipment to dispense or store renewable fuels. The grants are reviewed and approved by the Renewable Fuels Infrastructure Board, which has 11 voting members appointed by the Governor. The DALs provide administrative support to the Board. *The Governor is recommending funding of \$5,000,000 for FY 2021 from the RIF for this Program. This is an increase of \$2,000,000 from estimated FY 2020. This is part of the Governor's Supporting Iowa's Agriculture Economy program initiative. This is included in the Other Funds tracking document (**Appendix B**) for the Transportation, Capitals, and Infrastructure Appropriations Subcommittee.*

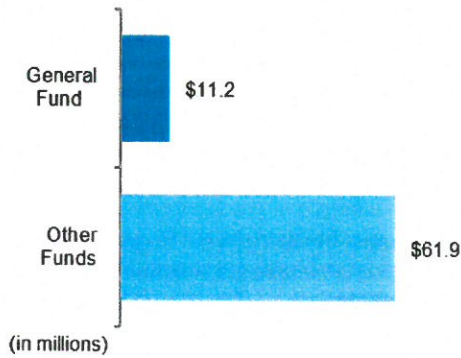
Federal Floodplain Program — The federal Emergency Watershed Protection (EWP) Program allows farmers or landowners to acquire floodplain easements through the Natural Resources Conservation Service (NRCS). The EWP Program allows farmers to retire frequently flooded land from agricultural uses. The Iowa NRCS received \$36,000,000 in funding from the EWP; however, 393 landowners covering 40,000 acres have applied for the funds. The NRCS is reviewing the applications and will rank them with the highest applications receiving funding.

DEPARTMENT OF NATURAL RESOURCES

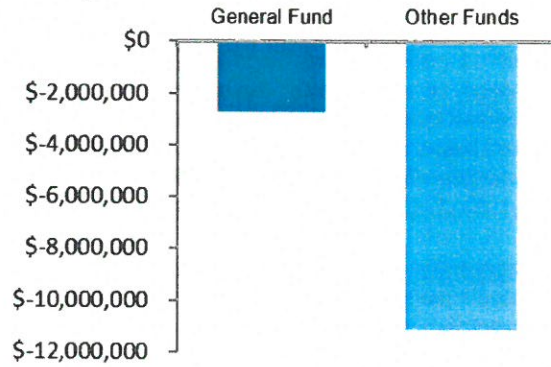
Overview and Funding History

Agency Overview: The [Department of Natural Resources](#) (DNR) is responsible for maintaining State parks and forests, protecting the environment, and managing fish, wildlife, and land and water resources in Iowa. The Department has two operating divisions: the Environmental Services Division and the Conservation and Recreation Division.

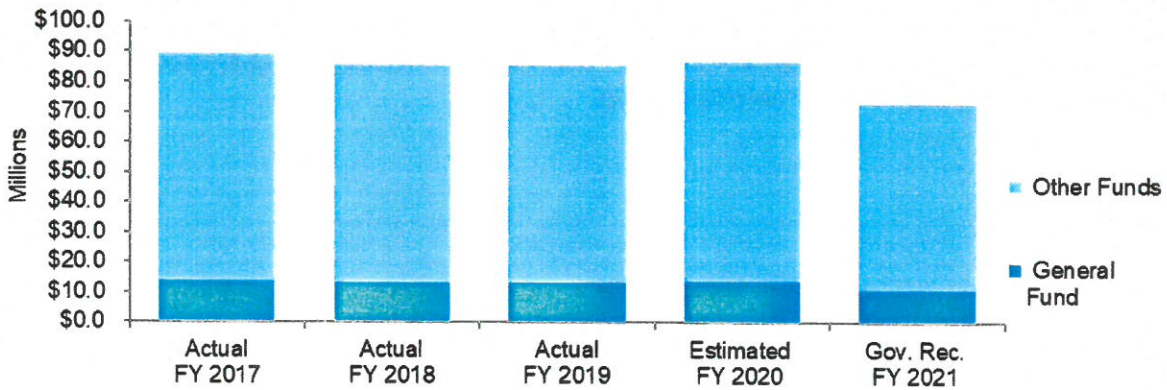
**FY 2021 Governor's Recommendations
Total: \$73,161,456**



**Governor's Recommendations
Compared to FY 2020**



Funding History



General Fund Recommendations

	Actual FY 2019 <u>(1)</u>	Estimated FY 2020 <u>(2)</u>	Gov Rec FY 2021 <u>(3)</u>	Gov Rec vs Est FY 2020 <u>(4)</u>
<u>Natural Resources, Department of</u>				
Natural Resources				
Natural Resources Operations	\$ 11,554,987	\$ 11,958,058	\$ 9,479,029	\$ -2,479,029
Floodplain Management Program	1,510,000	1,510,000	1,510,000	0
Forestry Health Management	500,000	500,000	250,000	-250,000
Total Natural Resources, Department of	\$ 13,564,987	\$ 13,968,058	\$ 11,239,029	\$ -2,729,029

Governor's Recommendations FY 2021 — Significant Changes

Natural Resources Operations **\$-2,479,029**

Decreases funding from the General Fund. This amount will be transferred to the proposed Natural Resources and Outdoor Recreation Trust Fund (NROR).

Forestry Health Management **\$-250,000**

Decreases funding from the General Fund. This amount will be transferred to the proposed Natural Resources and Outdoor Recreation Trust Fund (NROR).

Other Fund Recommendations

	Actual FY 2019 <u>(1)</u>	Estimated FY 2020 <u>(2)</u>	Gov Rec FY 2021 <u>(3)</u>	Gov Rec vs Est FY 2020 <u>(4)</u>
<u>Natural Resources, Department of</u>				
Natural Resources				
Fish & Game - DNR Admin Expenses	\$ 44,007,044	\$ 45,091,595	\$ 45,091,595	\$ 0
GWF - Storage Tanks Study	100,303	100,303	100,303	0
GWF - Household Hazardous Waste	447,324	447,324	447,324	0
GWF - Well Testing Admin 2%	62,461	62,461	62,461	0
GWF - Groundwater Monitoring	1,686,751	1,686,751	1,686,751	0
GWF - Landfill Alternatives	618,993	618,993	618,993	0
GWF - Waste Reduction and Assistance	192,500	192,500	192,500	0
GWF - Solid Waste Alternatives	50,000	50,000	50,000	0
GWF - Geographic Information System	297,500	297,500	297,500	0
Snowmobile Registration Fees	100,000	100,000	100,000	0
Administration Match - UST	200,000	200,000	200,000	0
Technical Tank Review - UST	200,000	200,000	200,000	0
Park Operations & Maintenance - EFF	6,235,000	6,235,000	3,117,500	-3,117,500
GIS Information for Watershed - EFF	195,000	195,000	97,500	-97,500
Water Quality Monitoring - EFF	2,955,000	2,955,000	1,477,500	-1,477,500
Water Quality Protection - EFF	500,000	500,000	250,000	-250,000
Animal Feeding Operations - EFF	1,320,000	1,320,000	1,320,000	0
Ambient Air Quality Monitoring - EFF	425,000	425,000	425,000	0
Floodplain Mgmt and Dam Safety - EFF	375,000	375,000	187,500	-187,500
REAP - EFF	12,000,000	12,000,000	6,000,000	-6,000,000
Total Natural Resources, Department of	\$ 71,967,876	\$ 73,052,427	\$ 61,922,427	\$ -11,130,000

Governor’s Recommendations FY 2021 — Significant Changes

Environment First Fund **\$-11,130,000**

Decreases funding by \$11,130,000 from the Environment First Fund including:

- Resource Enhancement and Protection (REAP) Program — A decrease of \$6,000,000.
- Park Operations and Maintenance — A decrease of \$3,117,500.
- Geographic Information System (GIS) Information for Watershed — A decrease of \$97,500.
- Water Quality Monitoring — A decrease of \$1,477,500.
- Watershed Quality Protection — A decrease of \$250,000.
- Floodplain Management and Dam Safety — A decrease of \$187,500.

Discussion Items

Natural Resources and Outdoor Recreation Trust Fund — *The Governor is recommending the following programs be transferred to the Natural Resources and Outdoor Recreation Trust Fund. This recommendation is part of the Governor’s Building Tomorrow’s Economy Today program initiative. These are summarized in the table below:*

NROR Proposed Transfers				
	Current Fund	Estimated FY 2020	Gov Rec Reduction FY 2021	Gov Rec NROR Fund FY 2021
Natural Resources Operations	Gen. Fund	\$ 11,554,987	\$ -2,479,029	2,479,029
Forestry Health Management	Gen. Fund	500,000	-250,000	250,000
Park Operations & Maintenance	EFF	6,235,000	-3,117,500	3,117,500
GIS Information for Watershed	EFF	195,000	-97,500	97,500
Water Quality Monitoring	EFF	2,955,000	-1,477,500	1,477,500
Water Quality Protection Fund	EFF	500,000	-250,000	250,000
Floodplain Mgmt and Dam Safety	EFF	375,000	-187,500	187,500
Resource Protection and Enhancement Fund	EFF	12,000,000	-6,000,000	6,000,000

NROR Fund = Natural Resources & Outdoor Recreation Trust Fund

Parks 2020 — The year 2020 is the 100th anniversary of Iowa’s State parks. There will be a number of celebrations, events, and promotions. The first event was held on January 1, 2020, with the First Day Hikes at 49 State parks. Parks 2020 celebrates the 100th anniversary of Backbone State Park in Delaware County. The goals of Parks 2020 are to promote the importance of State parks to Iowa’s history, culture, and quality of life and to connect Iowans to natural resources in a personal way. For additional information, refer to the Iowa State Park Centennial [website](#).

Sunset of the Resource Enhancement and Protection (REAP) Fund — Iowa Code section [455A.18](#) creates the REAP Fund. The Fund is in effect from July 1, 1997, to June 30, 2021. The Iowa Legislature will need to change the end date for the Fund to continue.

Water Quality Funding — Funding from the passage of [Senate File 512](#) (FY 2019 Water Quality Act) is summarized in the table below:

Water Quality Improvement Funding

Department/Program	Description	FY 2019	YTD FY 2020
DALS Water Quality Infrastructure Fund	Balance Brought Forward	\$ 0	2,072,013
	Revenue*	2,119,928	1,399,295
	Total Revenue	2,119,928	3,471,308
	Total Expenditures	47,915	203,927
	Balance Carried Forward	\$ 2,072,013	\$3,267,381
Iowa Finance Authority Water Quality Financing Program	Balance Brought Forward	\$ 0	\$ 564,663
	Revenue	564,663	812,385
	Total Revenue	564,663	1,377,048
	Balance Carried Forward	\$ 564,663	\$1,377,048
Wastewater Treatment Program	Balance Brought Forward	\$ 0	\$ 501,923
	Revenue	501,923	722,120
	Total Revenue	501,923	1,224,043
	Balance Carried Forward	\$ 501,923	\$1,224,043

*Includes Urban Infrastructure funding of \$264,908 for FY 2019 and \$181,396 for FY 2020.

BOARD OF REGENTS

Overview and Funding History

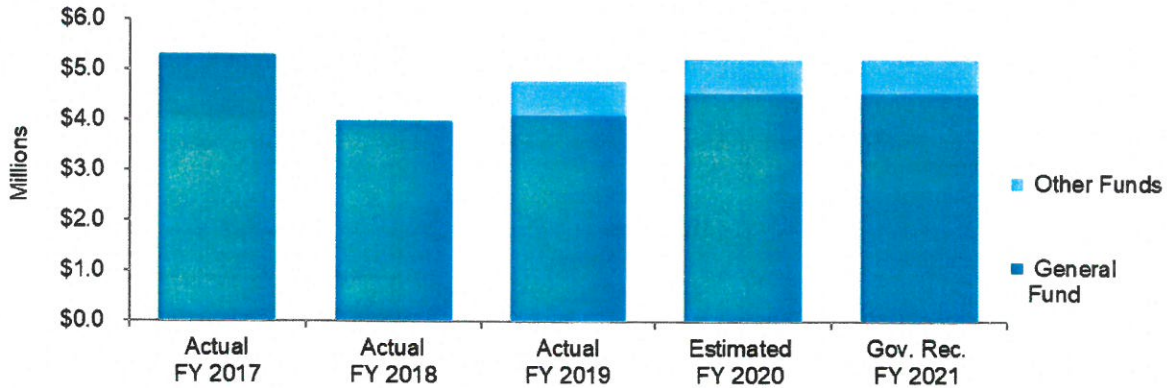
Agency Overview: The Board of Regents oversees the three State universities, including Iowa State University (ISU). The ISU [Veterinary Diagnostic Laboratory](#) in Ames has historically received funding through the Agriculture and Natural Resources Appropriations Subcommittee. Beginning in FY 2014, ISU received \$1,500,000 for the creation of the [Iowa Nutrient Research Center](#), which has provided research grants related to the [Iowa Nutrient Reduction Strategy](#). The funding source for the Iowa Nutrient Research Center was changed from the General Fund to the Groundwater Protection Fund beginning in FY 2018.

FY 2021 Governor's Recommendations
Total: **\$5,225,000**

Governor's Recommendations
Compared to FY 2020



Funding History



General Fund Recommendations

	Actual FY 2019 (1)	Estimated FY 2020 (2)	Gov Rec FY 2021 (3)	Gov Rec vs Est FY 2020 (4)
Regents, Board of				
Regents, Board of				
ISU - Veterinary Diagnostic Laboratory	\$ 4,100,000	\$ 4,400,000	\$ 4,400,000	\$ 0
UI - Iowa Center for Ag Safety & Health	0	130,000	130,000	0
Total Regents, Board of	\$ 4,100,000	\$ 4,530,000	\$ 4,530,000	\$ 0

Other Fund Recommendations

	Actual FY 2019 (1)	Estimated FY 2020 (2)	Gov Rec FY 2021 (3)	Gov Rec vs Est FY 2020 (4)
Regents, Board of				
Regents, Board of				
UI - Geological and Water Survey Oper. - EFF	\$ 200,000	\$ 200,000	\$ 200,000	\$ 0
UI - Water Resource Management - EFF	495,000	495,000	495,000	0
Total Regents, Board of	\$ 695,000	\$ 695,000	\$ 695,000	\$ 0

Discussion Items

ISU Veterinary Diagnostic Laboratory — The detailed plans and schematic design for the new Veterinary Diagnostic Laboratory building will be completed this year. A comprehensive and detailed set of site preparation and building specification documents are being prepared and will go out for bid in spring 2020. The team will be selected in the summer of 2020, and construction will begin in the fall of 2020.

Iowa Nutrient Research Center — The Iowa Nutrient Research Center was created to pursue science-based approaches to evaluating the performance of current and emerging nutrient management practices, to provide recommendations on implementing the practices, and to develop new practices. Projects were approved beginning in FY 2014, and there have been a total of 86 [water quality projects](#) approved.

ENVIRONMENT FIRST FUND

Overview and Funding History

The EFF was created during the 2000 Legislative Session to provide funding for environmental programs. The Fund received a standing appropriation of \$35,000,000 in FY 2001 from the RIIF; however, funding has varied over the years. The current standing appropriation is \$42,000,000.

The Governor is recommending funding of \$22,320,000 from the EFF for FY 2021. This is a decrease of \$19,680,000 compared to estimated FY 2020. However, the Governor is also recommending funding from the Natural Resources and Outdoor Recreation Trust Fund to fund these programs at or above the FY 2020 level.

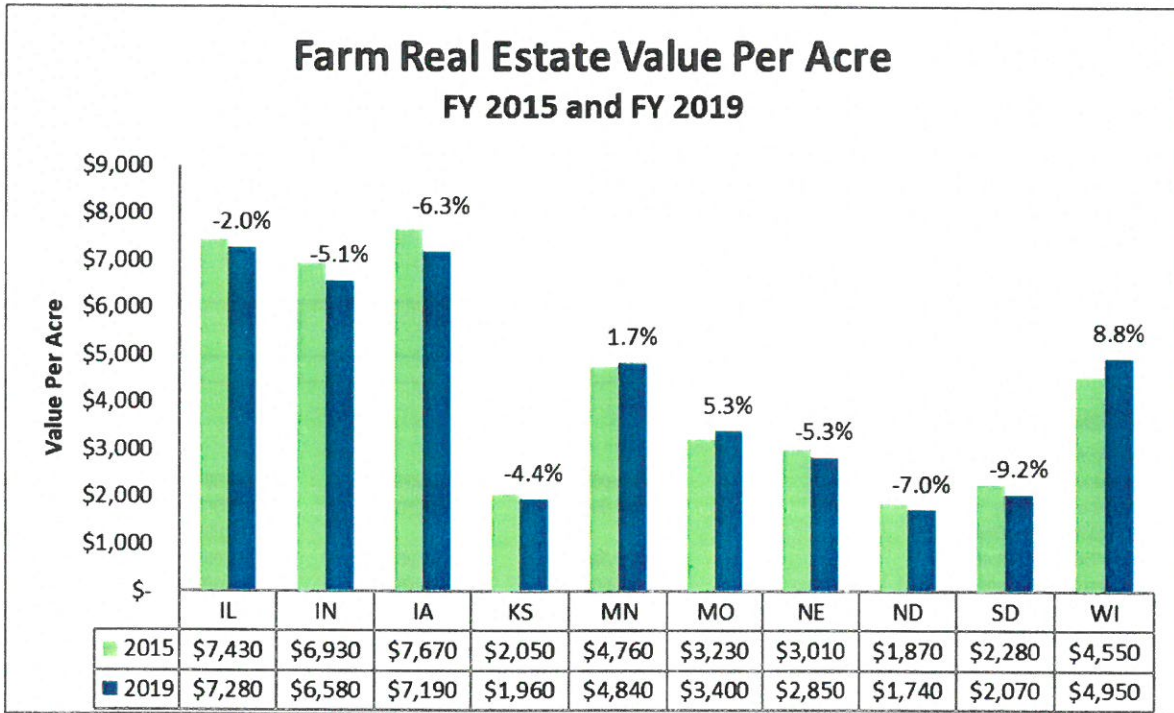
Environment First Fund Recommendations

	Actual FY 2019 (1)	Estimated FY 2020 (2)	Gov Rec FY 2021 (3)	Gov Rec vs Est FY 2020 (4)
<u>Agriculture and Land Stewardship, Dept of</u>				
Agriculture and Land Stewardship				
Conservation Reserve Enhancement - EFF	1,000,000	1,000,000	500,000	-500,000
Watershed Protection Fund - EFF	900,000	900,000	450,000	-450,000
Farm Management Demo - EFF	0	0	100,000	100,000
Soil & Water Conservation - EFF	3,800,000	3,800,000	1,900,000	-1,900,000
Conservation Reserve Prog - EFF	900,000	900,000	450,000	-450,000
Cost Share - EFF	8,325,000	8,325,000	4,162,500	-4,162,500
Water Quality Initiative - EFF	2,375,000	2,375,000	1,187,500	-1,187,500
Total Agriculture and Land Stewardship, Dept of	\$ 17,300,000	\$ 17,300,000	\$ 8,750,000	\$ -8,550,000
<u>Natural Resources, Department of</u>				
Natural Resources				
Park Operations & Maintenance - EFF	6,235,000	6,235,000	3,117,500	-3,117,500
GIS Information for Watershed - EFF	195,000	195,000	97,500	-97,500
Water Quality Monitoring - EFF	2,955,000	2,955,000	1,477,500	-1,477,500
Water Quality Protection - EFF	500,000	500,000	250,000	-250,000
Animal Feeding Operations - EFF	1,320,000	1,320,000	1,320,000	0
Ambient Air Quality Monitoring - EFF	425,000	425,000	425,000	0
Floodplain Mgmt and Dam Safety - EFF	375,000	375,000	187,500	-187,500
REAP - EFF	12,000,000	12,000,000	6,000,000	-6,000,000
Total Natural Resources, Department of	\$ 24,005,000	\$ 24,005,000	\$ 12,875,000	\$ -11,130,000
<u>Regents, Board of</u>				
Regents, Board of				
UI - Geological and Water Survey Oper. - EFF	\$ 200,000	\$ 200,000	\$ 200,000	\$ 0
UI - Water Resource Management - EFF	495,000	495,000	495,000	0
Total Regents, Board of	\$ 695,000	\$ 695,000	\$ 695,000	\$ 0
Total Agriculture and Natural Resources	\$ 42,000,000	\$ 42,000,000	\$ 22,320,000	\$ -19,680,000

Comparison to Other States — Farm Land Values

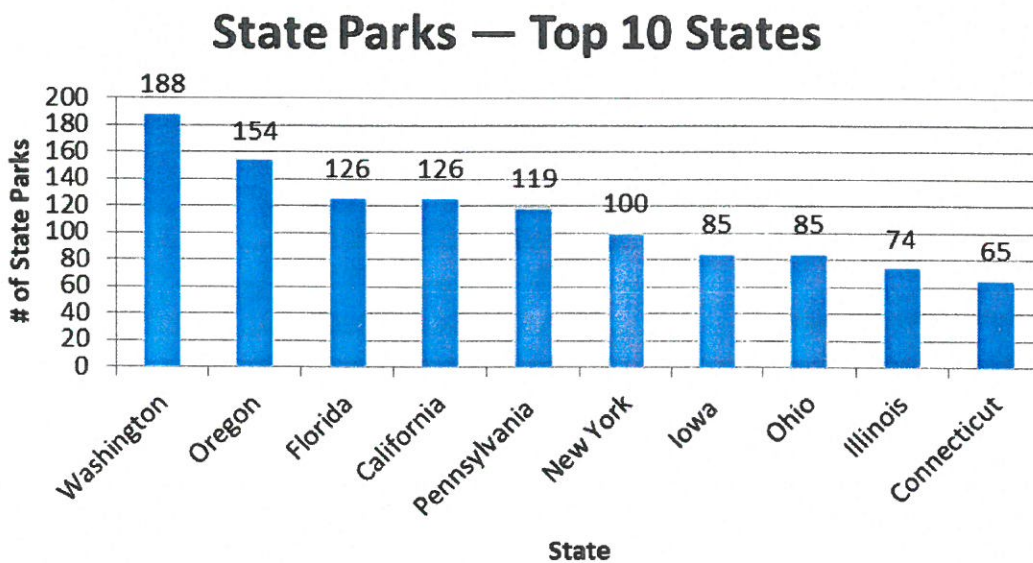
Data gathered from the [Land Values 2019 Summary Report](#) published by the U.S. Department of Agriculture compared the average value per acre of farm real estate from 2014 to 2018. Over the five-year period, the average value per acre of farm real estate in the U.S. increased from \$3,000 to \$3,160 per acre (5.33%). However, in Iowa, the average value per acre decreased from \$7,670 to \$7,190 per

acre (6.26%). The following graph provides the average value per acre and the percentage change from 2015 to 2019 for states in the Midwest.



Comparison to Other States — State Parks

According to the State Parks [website](#), Iowa ranks seventh in the United States for the number of state parks in 2019. The following graph shows the top 10 states with the most state parks and the number of state parks in each.



Legislative Services Agency (LSA) Publications

The following publications by the LSA are related to the Agriculture and Natural Resources Appropriations Subcommittee:

- **Issue Review:**

- [*Livestock Inventory Historical Trends*](#)

- **Maps of the week:**

- [*Farmers' Markets and Farm Stands — 2019*](#)

- [*Land in Farms — 2017*](#)

- [*Average Farmland Value Per Acre — 2018*](#)

- [*Average Cash Rent Per Acre of Cropland — 2018 Iowa Cash Rent Survey*](#)

- [*Licensed Grain Warehouses and the Grain Indemnity Fund — 2018*](#)

- [*State Parks, Forests, and Recreation Area Visits — CY 2017*](#)

Reports Required to Be Filed with General Assembly

Reports and other documents required to be filed with the General Assembly are organized by submitting department and by date and are published on this [webpage](#).

LSA Staff Contacts: Rodrigo Acevedo (515.281.6764) rodrigo.acevedo@legis.iowa.gov
Deb Kozel (515.281.6767) deb.kozel@legis.iowa.gov

Agriculture and Natural Resources

General Fund

<u>Agriculture and Land Stewardship, Dept of</u>	Actual FY 2019 (1)	Estimated FY 2020 (2)	Gov Rec FY 2021 (3)	Gov Rec vs Est FY 2020 (4)
Agriculture and Land Stewardship				
Administrative Division	\$ 18,023,339	\$ 18,335,679	\$ 16,667,839	\$ -1,667,840
Milk Inspections	189,196	189,196	189,196	0
Local Food and Farm	75,000	75,000	75,000	0
Agricultural Education	25,000	25,000	25,000	0
Farmers with Disabilities	130,000	180,000	180,000	0
Foreign Animal Disease	250,000	500,000	1,000,000	500,000
Water Quality Initiative	3,000,000	3,000,000	1,500,000	-1,500,000
Hungry Canyons Acct of Loess Hills Fund	0	50,000	0	-50,000
GF - Ag Drainage Wells	0	1,875,000	1,875,000	0
Total Agriculture and Land Stewardship, Dept of	\$ 21,692,535	\$ 24,229,875	\$ 21,512,035	\$ -2,717,840
<u>Natural Resources, Department of</u>				
Natural Resources				
Natural Resources Operations	\$ 11,554,987	\$ 11,958,058	\$ 9,479,029	\$ -2,479,029
Floodplain Management Program	1,510,000	1,510,000	1,510,000	0
Forestry Health Management	500,000	500,000	250,000	-250,000
Total Natural Resources, Department of	\$ 13,564,987	\$ 13,968,058	\$ 11,239,029	\$ -2,729,029
<u>Regents, Board of</u>				
Regents, Board of				
ISU - Veterinary Diagnostic Laboratory	\$ 4,100,000	\$ 4,400,000	\$ 4,400,000	\$ 0
UI - Iowa Center for Ag Safety & Health	0	130,000	130,000	0
Total Regents, Board of	\$ 4,100,000	\$ 4,530,000	\$ 4,530,000	\$ 0
Total Agriculture and Natural Resources	\$ 39,357,522	\$ 42,727,933	\$ 37,281,064	\$ -5,446,869

Agriculture and Natural Resources

Other Funds

	Actual FY 2019 (1)	Estimated FY 2020 (2)	Gov Rec FY 2021 (3)	Gov Rec vs Est FY 2020 (4)
Regents, Board of				
Regents, Board of				
UI - Geological and Water Survey Oper. - EFF	\$ 200,000	\$ 200,000	\$ 200,000	\$ 0
UI - Water Resource Management - EFF	495,000	495,000	495,000	0
Total Regents, Board of	<u>\$ 695,000</u>	<u>\$ 695,000</u>	<u>\$ 695,000</u>	<u>\$ 0</u>
Total Agriculture and Natural Resources	<u>\$ 91,018,392</u>	<u>\$ 92,102,943</u>	<u>\$ 72,422,943</u>	<u>\$ -19,680,000</u>

Agriculture and Natural Resources

Other Funds

	Actual FY 2019 (1)	Estimated FY 2020 (2)	Gov Rec FY 2021 (3)	Gov Rec vs Est FY 2020 (4)
<u>Agriculture and Land Stewardship, Dept of</u>				
<u>Agriculture and Land Stewardship</u>				
Native Horse & Dog Prog - Unclaimed Winnings	\$ 305,516	\$ 305,516	\$ 305,516	\$ 0
Motor Fuel Inspection - RFIF	500,000	500,000	500,000	0
Conservation Reserve Enhancement - EFF	1,000,000	1,000,000	500,000	-500,000
Watershed Protection Fund - EFF	900,000	900,000	450,000	-450,000
Farm Management Demo - EFF	0	0	100,000	100,000
Soil & Water Conservation - EFF	3,800,000	3,800,000	1,900,000	-1,900,000
Conservation Reserve Prog - EFF	900,000	900,000	450,000	-450,000
Cost Share - EFF	8,325,000	8,325,000	4,162,500	-4,162,500
Fuel Inspection - UST	250,000	250,000	250,000	0
Water Quality Initiative - EFF	2,375,000	2,375,000	1,187,500	-1,187,500
Total Agriculture and Land Stewardship, Dept of	\$ 18,355,516	\$ 18,355,516	\$ 9,805,516	\$ -8,550,000

	Actual FY 2019 (1)	Estimated FY 2020 (2)	Gov Rec FY 2021 (3)	Gov Rec vs Est FY 2020 (4)
<u>Natural Resources, Department of</u>				
<u>Natural Resources</u>				
Fish & Game - DNR Admin Expenses	\$ 44,007,044	\$ 45,091,595	\$ 45,091,595	\$ 0
GWFF - Storage Tanks Study	100,303	100,303	100,303	0
GWFF - Household Hazardous Waste	447,324	447,324	447,324	0
GWFF - Well Testing Admin 2%	62,461	62,461	62,461	0
GWFF - Groundwater Monitoring	1,686,751	1,686,751	1,686,751	0
GWFF - Landfill Alternatives	618,993	618,993	618,993	0
GWFF - Waste Reduction and Assistance	192,500	192,500	192,500	0
GWFF - Solid Waste Alternatives	50,000	50,000	50,000	0
GWFF - Geographic Information System	297,500	297,500	297,500	0
Snowmobile Registration Fees	100,000	100,000	100,000	0
Administration Match - UST	200,000	200,000	200,000	0
Technical Tank Review - UST	200,000	200,000	200,000	0
Park Operations & Maintenance - EFF	6,235,000	6,235,000	3,117,500	-3,117,500
GIS Information for Watershed - EFF	195,000	195,000	97,500	-97,500
Water Quality Monitoring - EFF	2,955,000	2,955,000	1,477,500	-1,477,500
Water Quality Protection - EFF	500,000	500,000	250,000	-250,000
Animal Feeding Operations - EFF	1,320,000	1,320,000	1,320,000	0
Ambient Air Quality Monitoring - EFF	425,000	425,000	425,000	0
Floodplain Mgmt and Dam Safety - EFF	375,000	375,000	187,500	-187,500
REAP - EFF	12,000,000	12,000,000	6,000,000	-6,000,000
Total Natural Resources, Department of	\$ 71,967,876	\$ 73,052,427	\$ 61,922,427	\$ -11,130,000