LEGISLATIVE SERVICES AGENCY
Serving the Iowa Legislature

ANALYSIS OF THE GOVERNOR'S BUDGET RECOMMENDATIONS

FY 2022 and FY 2023

TRANSPORTATION, INFRASTRUCTURE, AND CAPITALS APPROPRIATIONS SUBCOMMITTEE

JANUARY 2021

Table of Contents

Analysis of the Governor's Budget Recommendations

	Page
Subcommittee Members and Staff	1
Governor's Recommendations by Fund for FY 2022	3
Department of Transportation Summary	4
Appendices	
A – Appropriations Tracking	9
Other Fund Tracking	10
Full-Time Equivalent (FTE) Position Tracking	12
State Road Funding Projections	14
B – Appropriations Activity FY 2020	20
C – Sample of Budget Schedules 1 and 6	23
Department of Transportation Schedules 6	25
D – Report on Federal Grants	35
E – Fee Project	38
F – Selected LSA Reports	39
Infrastructure Section	50
Appendices	
G – Infrastructure Balance Sheets	68
H – Appropriations Activity FY 2020	72
I – Selected Infrastructure LSA Reports	80

(Blank Page)

Transportation, Infrastructure, and Capitals Subcommittee Members

Analysis of the Governor's Budget Recommendations

SENATE

Craig Johnson, Chairperson

Zach Whiting, Vice Chairperson

Janet Petersen, Ranking Member

Dawn Driscoll

Jim Lykam

HOUSE

Jacob Bossman, Chairperson

Anne Osmundson, Vice Chairperson

Dennis Cohoon, Ranking Member

Liz Bennett

Brooke Boden

Bob Kressig

Mary Mascher

Joe Mitchell

Carter Nordman

LEGISLATIVE SERVICES AGENCY

Fiscal Services Division

Adam Broich (515.281.8223)
adam.broich@legis.iowa.gov

Austin Brinks (515.725.2200)
austin.brinks@legis.iowa.gov

Legal Services Division

Rachele Hjelmaas
rachele.hjelmaas@legis.iowa.gov

Tyler Heeren
tyler.heeren@legis.iowa.gov

(Blank Page)

FY 2022 Governor's Recommendations by Fund
Total: $588,099,613

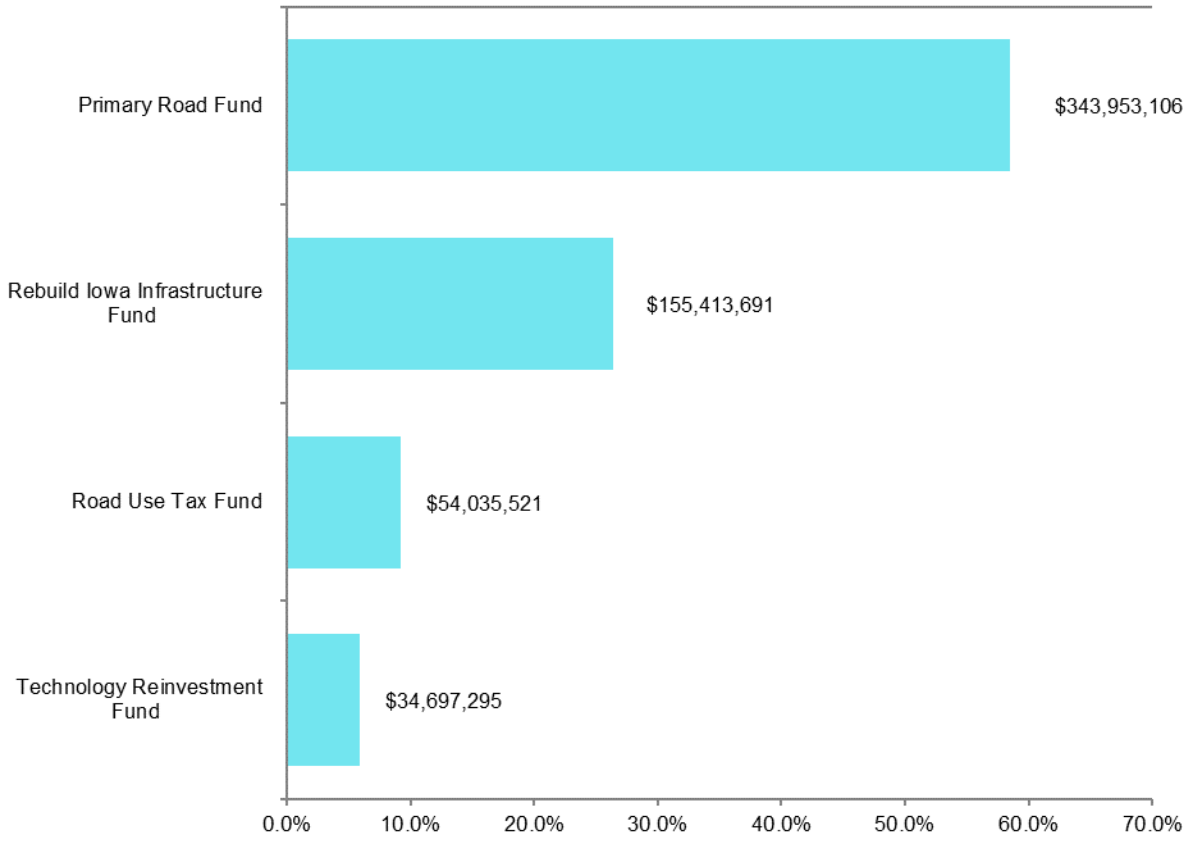

Funding History by Appropriations Subcommittee — Transportation, Infrastructure, and Capitals

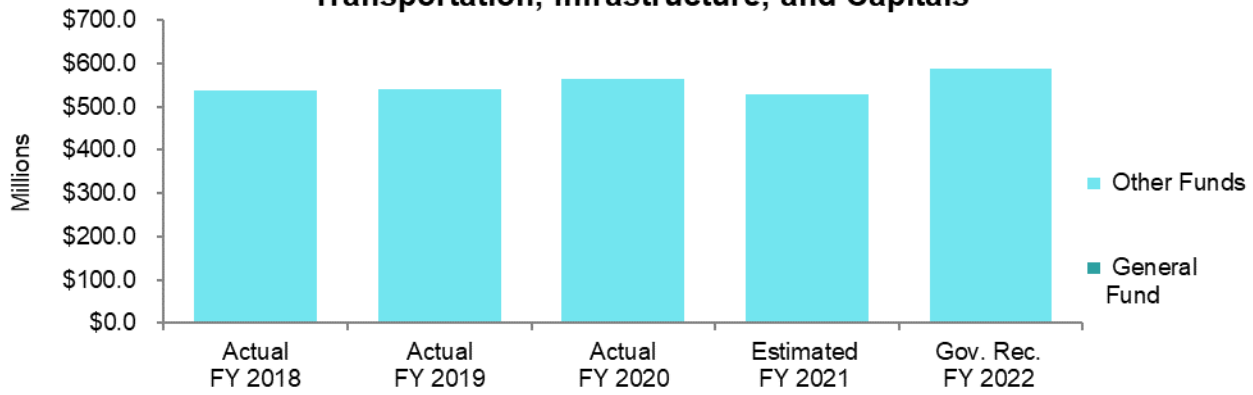

DEPARTMENT OF TRANSPORTATION

Overview and Funding History

Agency Overview: The mission of the Department of Transportation (DOT) is to serve the public by delivering a modern transportation system that supports the economic and social vitality of Iowa, increases safety, and maximizes customer satisfaction. The DOT consists of six operating divisions: Administrative Services; Planning, Programming, and Modal; Motor Vehicle; Information Technology; Strategic Performance; and Highway. Funding for the DOT comes from the State road funds, the Road Use Tax Fund (RUTF), and the Primary Road Fund (PRF). Five operating budget units receive appropriations to fund the divisions, including: Strategic Performance, Administrative Services, Planning and Programming, Motor Vehicle, and Highway. In addition to the operating budget units, the DOT receives special purpose and capitals appropriations that are separate from the operating division budget units but essential for the operation of the Department.

FY 2022 Governor's Recommendations
Total: $397,988,627

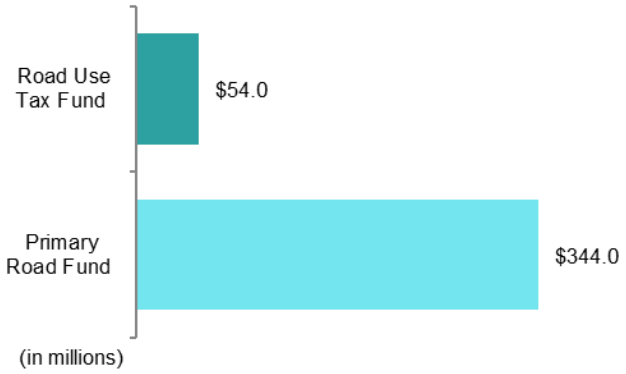

Governor's Recommendations Compared to FY 2021

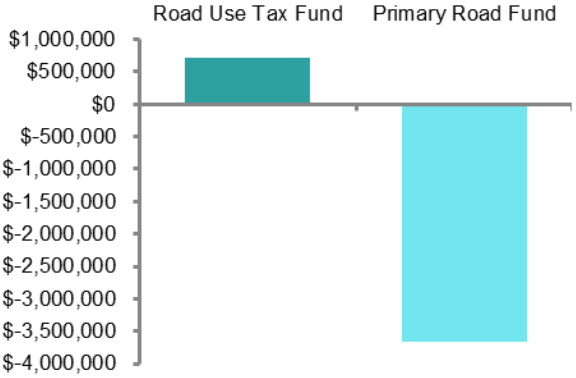

Funding History

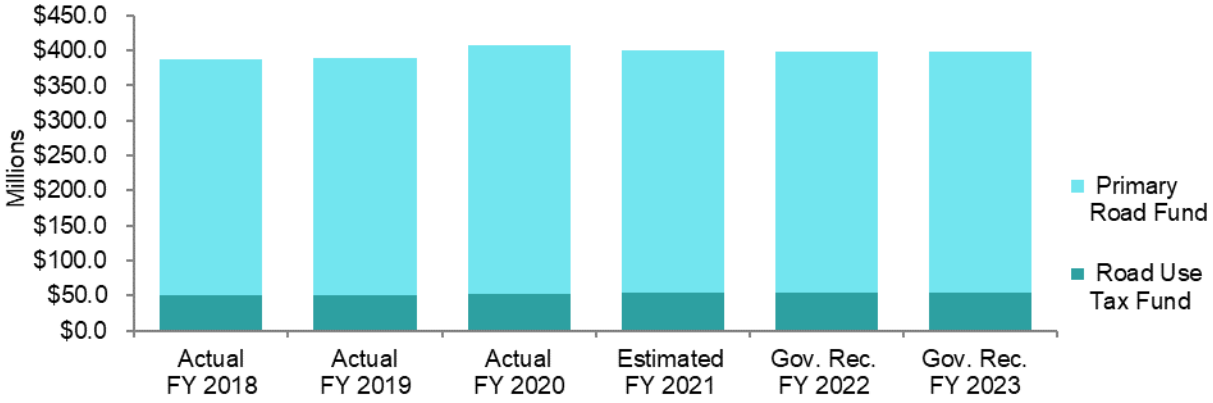

Other Fund Recommendations

	Actual FY 2020 (1)	Estimated FY 2021 (2)	Gov Rec FY 2022 (3)	Gov Rec FY 22 vs Est FY 21 (4)
Transportation, Department of				
Transportation, Dept. of				
RUTF - Driver's Licenses	$ 3,876,000	$ 3,876,000	$ 3,876,000	$ 0
RUTF - Administrative Services	6,792,594	6,887,155	6,887,155	0
RUTF - Planning & Programming	450,327	458,035	458,035	0
RUTF - Motor Vehicle	26,552,992	27,503,569	27,700,519	196,950
RUTF - Strategic Performance	675,955	699,756	699,756	0
RUTF - Highway Division	10,319,346	10,858,490	10,866,516	8,026
RUTF - DAS Personnel & Utility Services	337,404	337,404	388,096	50,692
RUTF - Unemployment Compensation	7,000	7,000	7,000	0
RUTF - Workers' Compensation	158,809	170,209	139,722	-30,487
RUTF - Indirect Cost Recoveries	90,000	90,000	90,000	0
RUTF - Auditor Reimbursement	89,740	92,120	94,920	2,800
RUTF - County Treasurers Support	1,406,000	1,406,000	1,406,000	0
RUTF - Mississippi River Park. Comm.	40,000	40,000	40,000	0
RUTF - TraCS/MACH	300,000	300,000	300,000	0
RUTF - Statewide Communications System	114,302	72,889	56,802	-16,087
RUTF - Personal Delivery of Services	225,000	225,000	225,000	0
PRF - Administrative Services	41,725,936	42,306,807	42,306,807	0
PRF - Planning & Programming	8,556,215	8,702,673	8,702,673	0
PRF - Highway	250,577,127	256,690,271	260,796,386	4,106,115
PRF - Motor Vehicle	1,272,705	1,351,138	1,154,188	-196,950
PRF - Strategic Performance	4,152,292	4,298,498	4,298,498	0
PRF - DAS Personnel & Utility Services	2,007,247	2,007,247	2,384,018	376,771
PRF - DOT Unemployment Comp.	138,000	138,000	138,000	0
PRF - DOT Workers' Compensation	3,811,421	4,085,021	3,353,322	-731,699
PRF - Garage Fuel & Waste Mgmt.	1,000,000	1,000,000	1,000,000	0
PRF - Indirect Cost Recoveries	660,000	660,000	660,000	0
PRF - Auditor Reimbursement	551,260	565,880	583,080	17,200
PRF - Transportation Maps	0	242,000	0	-242,000
PRF - Inventory & Equip.	10,330,000	10,085,000	7,796,000	-2,289,000
PRF - Statewide Communications System	702,142	487,793	380,134	-107,659
PRF - Field Facility Deferred Maint.	1,700,000	1,700,000	0	-1,700,000
PRF - Rest Area Facility Maintenance	250,000	250,000	400,000	150,000
Total Transportation, Department of	$ 378,869,814	$ 387,593,955	$ 387,188,627	$ -405,328
Transportation Capitals				
Transportation Capital				
RUTF - Dallas County Driver's License	$ 350,000	$ 0	$ 0	$ 0
RUTF - Scale/MVD Facilities Maint.	300,000	300,000	400,000	100,000
PRF - Utility Improvements	400,000	400,000	0	-400,000
PRF - Garage Roofing Projects	500,000	500,000	0	-500,000
PRF - HVAC Improvements	700,000	700,000	0	-700,000
PRF - ADA Improvements	150,000	150,000	0	-150,000
PRF - Ames Administration Building	0	11,287,000	0	-11,287,000
PRF - Sioux City Combined Facility	26,951,000	0	0	0
RUTF - MVE Field Faclitities Maintenance	0	0	400,000	400,000
PRF - Facility Major Maintenance & Enhancements	0	0	5,300,000	5,300,000
PRF - Facility Routine Maintenance & Preservation	0	0	4,700,000	4,700,000
Total Transportation Capitals	$ 29,351,000	$ 13,337,000	$ 10,800,000	$ -2,537,000

Governor's Recommendations FY 2022 — Significant Changes

Several appropriations receive two separate line item appropriations: one from the RUTF and one from the PRF. These line items are detailed in the table on the prior page. The prior page also reflects a decrease for a one-time capital expenditure for the Ames Administration Building ($11,287,000). The Governor's recommended changes for FY 2022 are below.

Highway Division **$4,114,141**

An increase to replace existing medium- and heavy-duty trucks and to fund 9.00 new full-time equivalent (FTE) positions. Starting in FY 2018, the DOT began transitioning medium- and heavy-duty trucks to a 12-year replacement cycle from a 15-year cycle. The FTE positions will perform project development and field construction inspection. An increase in salt usage has resulted in the DOT needing more funds to cover the cost of salt. The increase will also fund the more consistent replacement of snow plow blades. This appropriation is comprised of two line items, one from the RUTF and one from the PRF.

DOT Workers' Compensation **$-762,186**

A decrease for workers' compensation payments to the Department of Administrative Services (DAS) due to fewer workers' compensation claims. Workers' compensation covers all approved medical expenses for the treatment of employee injuries and lost wages if the employee is incapacitated for more than three days. Premiums are based on a five-year rolling average of claims experience for the DOT. This appropriation is comprised of two line items, one from the RUTF and one from the PRF.

Department of Administrative Services Personnel and Utility Services **$427,463**

An increase to pay the Office of the Chief Information Officer (OCIO) related to information security for the DOT. This appropriation is comprised of two line items, one from the RUTF and one from the PRF.

Inventory and Equipment **$-2,289,000**

A decrease from the PRF due to funds being shifted to the Highway appropriation.

Utility Improvements **$-400,000**

A decrease due to combining this line item with other line items into the new Facility Routine Maintenance appropriation to help the DOT be more flexible with its spending.

Garage Roofing Projects **$-500,000**

A decrease due to combining this line item with other line items into the new Facility Routine Maintenance appropriation to help the DOT be more flexible with its spending.

Heating, Ventilation, and Air Conditioning (HVAC) Improvements **$-700,000**

A decrease due to combining this line item with other line items into the new Facility Routine Maintenance appropriation to help the DOT be more flexible with its spending.

Field Facility Deferred Maintenance **$-1,700,000**

A decrease due to combining this line item with other line items into the new Facility Routine Maintenance appropriation to help the DOT be more flexible with its spending.

Rest Area Facility Maintenance **$150,000**

This increase is to help better maintain rest areas across the State. Since rest areas are used often and are front-facing, the DOT intends to increase the amount of funding available for their maintenance.

Americans with Disabilities Act (ADA) Improvements **$-150,000**

A decrease due to combining this line item with other line items into the new Facility Routine Maintenance appropriation to help the DOT be more flexible with its spending.

Motor Vehicle Enforcement (MVE) Field Facilities Maintenance **$400,000**

This is a new appropriation designed to maintain the MVE field facilities.

Facility Major Maintenance and Enforcement $5,300,000

This is a new appropriation that will be used to enhance and extend the life of DOT facilities. This appropriation will be used to add features, such as brine buildings, mechanic's bays, and other additions, to facilities.

Facility Routine Maintenance and Preservation $4,700,000

This is a new appropriation and is to be used for routine facility maintenance.

Motor Vehicle Division Field Facility Maintenance $100,000

An increase to help maintain facilities across the State. Since many of these facilities are used often and are front-facing, the DOT intends to increase the amount of funding available for their maintenance.

Auditor Reimbursement $20,000

An increase to pay for an expected rise in auditor reimbursements.

Transportation Maps $-242,000

Funding for transportation maps is appropriated every other year. Funding was last appropriated in FY 2021.

Statewide Communication System $-123,476

A decrease due to shifting use of the system. Funding for the lease payment is shifting from the RUTF and PRF to the RIIF as other public safety organizations use the system.

Motor Vehicles $0

There is no net change to this appropriation, but $196,950 is shifted from the PRF to the RUTF. This is to appropriate the intended share of the funding from the PRF, which is 4.00%.

Discussion Items

RUTF Distributions

As of January 2021, total FY 2021 distributions from the RUTF have increased by $4,851,229 compared to FY 2020 for the same period. Distributions from the RUTF are made to the PRF, Secondary Road Fund, Farm-to-Market Road Fund, and Street Construction Fund after certain off-the-top distributions are made. The PRF receives 47.50% of RUTF distributions and provides a majority of the DOT's funding for State roadways. The Secondary Road Fund receives 24.50% of RUTF distributions and funds county roads. The Farm-to-Market Fund receives 8.00% of RUTF distributions and is used to maintain secondary roads. The Street Construction Fund receives 20.00% of RUTF distributions, and is used for city road maintenance and projects.

RUTF Distributions from July to January

Off-the-Top Distributions		
	FY 2020	FY 2021
TIME-21	$31,431,521	$16,219,106
Statutory Distribution	$79,727,879	$70,905,744
Appropriations	$31,792,426	$32,403,029
Other Adjustments	($840,830)	($1,759,518)
Final RUTF Distributions		
Primary Road Fund	$450,404,339	$464,271,424
Secondary Road Fund - Counties	$232,313,815	$239,466,315
Farm-to-Market Road Fund	$75,857,573	$78,193,080
Street Construction Fund - Cities	$189,643,932	$195,482,704
Grand Total	$1,090,330,655	$1,095,181,884

The majority of funding allocated to the RUTF is provided through fuel taxes, annual registration fees, and new registration fees. These three revenue sources have provided 94.20% of all revenue distributed in the RUTF through December 31, 2020. Fiscal year 2021 revenues by type are displayed below.

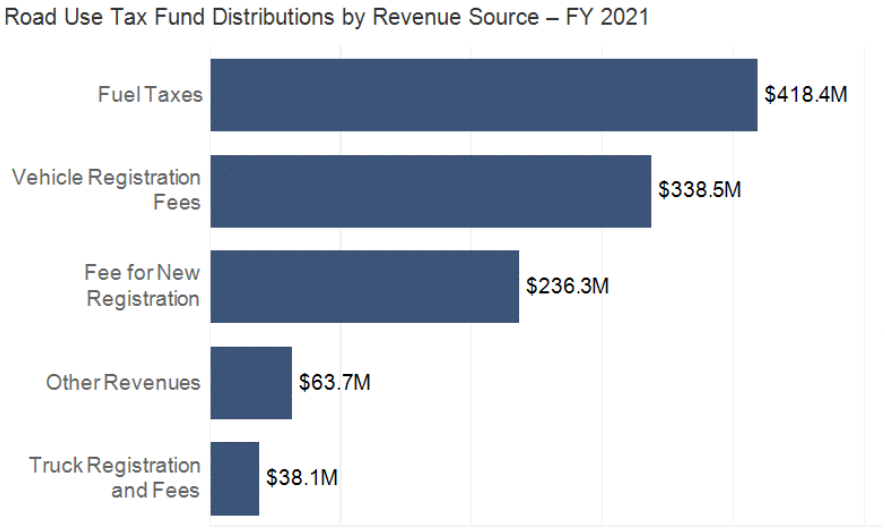

COVID-19 Impact on RUTF Revenues

The DOT reported the following regarding RUTF revenues as of December 2020:

- Fuel Tax Revenue — While there was a large decrease in vehicle traffic early in the year, the majority of 2020 remained at approximately 10.00% to 15.00% below 2019 traffic levels. Freight traffic remained approximately equivalent to or higher than 2019 levels. While traffic for the year was down, fuel tax revenue did not drop as much as anticipated.
- Fee for New Registration Revenue — Vehicle sales were down over 50.00% in the early part of 2020, but rose throughout the rest of the year. While vehicle sales were down, the higher price of new vehicles means a higher fee for new registrations, which resulted in little to no reduction in revenue compared to 2019.
- Annual Vehicle Registration Revenue — There was no significant impact of COVID-19 on annual registration fees revenue in 2020.

FAST Act — The federal Fixing America's Surface Transportation (FAST) Act was authorized through the end of September 30, 2020, but has been extended until September 30, 2021. If Congress does not replace or extend the FAST Act, reimbursements to state government agencies for construction projects may be delayed. Additional information is available in a publication from the Congressional Research Service, "Reauthorizing Highway and Transit Funding Programs."

Appendix A – Tracking

This Appendix contains tracking for the following:

- Other Funds
- Full-Time Equivalent (FTE) Positions

The Legislative Services Agency publishes ***Budget Unit Briefs*** that discuss the purpose of particular appropriations and programs. If a publication is available, it has been hyperlinked in the title of the appropriation.

Governor's Budget Recommendations – FY 2022 and FY 2023

	Actual FY 2020	Estimated FY 2021	Gov Rec FY 2022	Gov Rec FY 2022 vs Est FY 2021	Gov Rec FY 2023	Gov Rec FY 23 vs Gov Rec FY 22
Administrative Services						
Road Use Tax Fund	$ 6,792,594	$ 6,887,155	$ 6,887,155	$ -	$ 6,887,155	$ -
Primary Road Fund	41,725,936	42,306,807	42,306,807	-	42,306,807	-
Total Administrative Services	48,518,530	49,193,962	49,193,962	-	49,193,962	-
Highway						
Road Use Tax Fund	10,319,346	10,858,490	10,866,516	8,026	10,946,116	79,600
Primary Road Fund	250,577,127	256,690,271	260,796,386	4,106,115	262,706,786	1,910,400
Total Highway	260,896,473	267,548,761	271,662,902	4,114,141	273,652,902	1,990,000
Motor Vehicles						
Road Use Tax Fund	26,552,992	27,503,569	27,700,519	196,950	27,700,519	-
Primary Road Fund	1,272,705	1,351,138	1,154,188	-196,950	1,154,188	-
Total Motor Vehicles	27,825,697	28,854,707	28,854,707	-	28,854,707	-
Planning & Programming						
Road Use Tax Fund	450,327	458,035	458,035	-	458,035	-
Primary Road Fund	8,556,215	8,702,673	8,702,673	-	8,702,673	-
Total Planning & Programming	9,006,542	9,160,708	9,160,708	-	9,160,708	-
Strategic Performance						
Road Use Tax Fund	675,955	699,756	699,756	-	699,756	-
Primary Road Fund	4,152,292	4,298,498	4,298,498	-	4,298,498	-
Total Strategic Performance	4,828,247	4,998,254	4,998,254	-	4,998,254	-
Dept. of Administrative Services						
Road Use Tax Fund	337,404	337,404	388,096	50,692	388,096	-
Primary Road Fund	2,007,247	2,007,247	2,384,018	376,771	2,384,018	-
Total Administrative Services	2,344,651	2,344,651	2,772,114	427,463	2,772,114	-
Auditor Reimbursement						
Road Use Tax Fund	89,740	92,120	94,920	2,800	97,790	2,870
Primary Road Fund	551,260	565,880	583,080	17,200	600,710	17,630
Total Auditor Reimbursement	641,000	658,000	678,000	20,000	698,500	20,500
Indirect Cost Recoveries						
Road Use Tax Fund	90,000	90,000	90,000	-	90,000	-
Primary Road Fund	660,000	660,000	660,000	-	660,000	-
Total Indirect Cost Recoveries	750,000	750,000	750,000	-	750,000	-
Statewide Comm. System						
Road Use Tax Fund	114,302	72,889	56,802	-16,087	56,891	89
Primary Road Fund	702,142	487,793	380,134	-107,659	380,529	395
Total Statewide Comm. System	816,444	560,682	436,936	-123,746	437,420	484
Unemployment Compensation						
Road Use Tax Fund	7,000	7,000	7,000	-	7,000	-
Primary Road Fund	138,000	138,000	138,000	-	138,000	-
Total Unemployment Comp.	145,000	145,000	145,000	-	145,000	-
Workers' Compensation						
Road Use Tax Fund	158,809	170,209	139,722	-30,487	139,722	-
Primary Road Fund	3,811,421	4,085,021	3,353,322	-731,699	3,353,322	-
Total Workers' Comp.	3,970,230	4,255,230	3,493,044	-762,186	3,493,044	-
County Treasurers Support						
Road Use Tax Fund	1,406,000	1,406,000	1,406,000	-	1,406,000	-
Dallas County Driver's License Facility						
Road Use Tax Fund	350,000	-	-	-	-	-
Driver's License Equip.						
Road Use Tax Fund	3,876,000	3,876,000	3,876,000	-	3,876,000	-
Mississippi River Parkway Commission						
Road Use Tax Fund	40,000	40,000	40,000	-	40,000	-
TraCS/MACH						
Road Use Tax Fund	300,000	300,000	300,000	-	300,000	-

LSA Staff Contact: Austin Brinks (515.725.2200) austin.brinks@legis.iowa.gov

Governor's Budget Recommendations – FY 2022 and FY 2023

	Actual FY 2020	Estimated FY 2021	Gov Rec FY 2022	Gov Rec FY 2022 vs Est FY 2021	Gov Rec FY 2023	Gov Rec FY 23 vs Gov Rec FY 22
MVD Field Facilities Maintenance						
Road Use Tax Fund	300,000	300,000	400,000	100,000	400,000	-
Garage Fuel & Waste Management						
Primary Road Fund	1,000,000	1,000,000	1,000,000	-	1,000,000	-
Transportation Maps						
Primary Road Fund	-	242,000	-	-242,000	242,000	242,000
Inventory & Equipment Replacement						
Primary Road Fund	10,330,000	10,085,000	7,796,000	-2,289,000	6,515,000	-1,281,000
Utility Improvements						
Primary Road Fund	400,000	400,000	-	-400,000	-	-
Garage Roofing Projects						
Primary Road Fund	500,000	500,000	-	-500,000	-	-
HVAC Improvements						
Primary Road Fund	700,000	700,000	-	-700,000	-	-
Field Facility Deferred Maintenance						
Primary Road Fund	1,700,000	1,700,000	-	-1,700,000	-	-
Rest Area Facility Maintenance						
Primary Road Fund	250,000	250,000	400,000	150,000	400,000	-
ADA Improvements						
Primary Road Fund	150,000	150,000	-	-150,000	-	-
Sioux City Combined Facility						
Primary Road Fund	26,951,000	-	-	-	-	-
Personal Delivery of Services						
Road Use Tax Fund	225,000	225,000	225,000	-	225,000	-
Ames Administration Building						
Primary Road Fund	-	11,287,000	-	-11,287,000	-	-
MVE Field Facilities Maintenance						
Road Use Tax Fund	-	-	400,000	400,000	400,000	-
Facility Major Maintenance						
Primary Road Fund	-	-	5,300,000	5,300,000	5,300,000	-
Facility Routine Maintenance						
Primary Road Fund	-	-	4,700,000	4,700,000	4,700,000	-
Totals by Funding Source						
Road Use Tax Fund	$ 52,085,469	$ 53,323,627	$ 54,035,521	$ 711,894	$ 54,118,080	$ 82,559
Primary Road Fund	356,135,345	347,607,328	343,953,106	-3,654,222	344,842,531	889,425
Total	**$ 408,220,814**	**$ 400,930,955**	**$ 397,988,627**	**$ -2,942,328**	**$ 398,960,611**	**$ 971,984**
Full-Time Equivalent Positions						
Operations	223.6	253.0	251.0	-2.0	251.0	-
Planning & Programming	72.0	94.0	94.0	-	94.0	-
Highway	1,950.9	2,064.0	2,073.0	9.0	2,082.0	9.0
Motor Vehicles	265.1	289.0	289.0	-	289.0	-
Strategic Performance	37.5	41.0	41.0	-	41.0	-
Total FTE Positions	2,549.1	2,741.0	2,748.0	7.0	2,757.0	9.0

LSA Staff Contact: Austin Brinks (515.725.2200) austin.brinks@legis.iowa.gov

Explanation of FTE Position Data

Analysis of the Governor's Budget Recommendations

The following is an explanation of the full-time equivalent (FTE) position information provided on the following tables. The columns of FTE position data represent different points in time that the numbers were compiled. For additional information on the State's FTE positions, see the ***Issue Review*** entitled *FY 2017 FTE Positions and Personnel Costs*.

Actual FY 2020: This data represents the actual FTE position utilization calculated at the close of the fiscal year. The FTE position usage is calculated by taking the actual hours worked during the fiscal year and dividing the number by 2,080 hours. For example, if a department has budgeted a full-time position (equating to 1.00 FTE) and this position is vacant for six months of the fiscal year, at the close of the fiscal year the calculation of the actual FTE position would be 0.50 (1,040 ÷ 2,080 = 0.50). The calculation of the actual FTE position factors out the portion of the position that was vacant during the fiscal year.

Estimated FY 2021: This data represents the estimated FTE positions that were budgeted by the departments at the beginning of FY 2021 and incorporates any revisions made to the budget by the departments through (approximately) December 2020. Changes to the estimates can occur for a variety of reasons. For example, if departments are not provided funding for salary adjustments to cover the costs of funding collective bargaining contracts, the departments will often reduce the number of FTE positions in order to cover costs.

Gov Rec FY 2022: This is the Governor's recommendation for FY 2022.

Gov Rec FY 2022 vs Est FY 2021: This represents the difference between the Governor's recommended FTE positions for FY 2022 and the most recent estimates for FY 2021.

Gov Rec FY 2023: This is the Governor's recommendation for FY 2023.

Gov Rec FY 2023 vs Gov Rec FY 2022: This represents the difference between the Governor's FY 2023 and FY 2022 recommendations.

Transportation, Infrastructure, and Capitals

FTE Positions

	Actual FY 2020 (1)	Estimated FY 2021 (2)	Gov Rec FY 2022 (3)	Gov Rec FY 22 vs Est FY 21 (4)	Gov Rec Yr2 FY 2023 (5)	Gov Rec FY 23 vs Gov Rec FY 22 (6)
Transportation, Department of						
Transportation, Dept. of						
Operations	223.61	253.00	251.00	-2.00	251.00	0.00
Planning	71.97	94.00	94.00	0.00	94.00	0.00
Highway	1,950.91	2,064.00	2,073.00	9.00	2,082.00	9.00
Motor Vehicle Division	265.06	289.00	289.00	0.00	289.00	0.00
Performance and Technology	37.51	41.00	41.00	0.00	41.00	0.00
Total Transportation, Department of	2,549.06	2,741.00	2,748.00	7.00	2,757.00	9.00

State Road Funds
FY 2021 – FY 2025
(All Tables in Millions)

Projected Receipts

	Estimated FY 2021	Estimated FY 2022	Estimated FY 2023	Estimated FY 2024	Estimated FY 2025
Road Use Tax Fund	$ 1,541.08	$ 1,561.66	$ 1,566.35	$ 1,575.66	$ 1,583.67
TIME-21 Fund	225.00	225.00	225.00	225.00	225.00
Total State Road Fund Receipts	$ 1,766.08	$ 1,786.66	$ 1,791.35	$ 1,800.66	$ 1,808.67

State Road Funds – Projected Distributions

	Estimated FY 2021	Estimated FY 2022	Estimated FY 2023	Estimated FY 2024	Estimated FY 2025
Primary Road Fund	$ 843.17	$ 853.95	$ 856.21	$ 860.97	$ 864.97
Secondary Road Fund	393.70	398.62	399.80	402.15	404.08
Farm-to-Market Road Fund	108.57	110.15	110.55	111.32	111.96
Street Construction Fund	317.55	321.53	322.52	324.46	326.06
Off-the-Top Allocations and Appropriations	103.10	102.41	102.26	101.77	101.60
Total State Road Fund Distributions	$ 1,766.08	$ 1,786.66	$ 1,791.35	$ 1,800.66	$ 1,808.67

Note: Projected distributions occur after appropriations. Appropriations and revenues for each road fund are detailed in the following pages. Totals may not add due to rounding.

Road Use Tax Fund – Projected Receipts, Allocations, and Distributions
FY 2021 – FY 2025

(All Tables in Millions)

Receipts

	Estimated FY 2021	Estimated FY 2022	Estimated FY 2023	Estimated FY 2024	Estimated FY 2025
Motor Vehicle Registration Fees	$ 562.00	$ 572.50	$ 583.19	$ 594.08	$ 605.18
Motor Carrier Registration Fees & Prorate	73.14	73.87	74.61	75.35	75.73
Total Motor Vehicle and Carrier Registration Fees	$ 635.14	$ 646.37	$ 657.80	$ 669.44	$ 680.91
Motor Vehicle Fuel Tax	$ 677.77	$ 667.10	$ 658.88	$ 648.35	$ 638.98
Fee for New Registration	363.77	381.96	383.87	389.63	395.47
Interest	4.07	4.26	4.46	4.68	4.90
Other*	11.11	12.31	11.22	12.43	11.33
Payments and Adjustments	3.68	3.83	3.98	4.14	4.30
Transfer from Statutory Allocations Fund (Prior FY Balance)	48.33	48.30	48.25	48.78	49.18
Total Receipts	$ 1,743.86	$ 1,764.11	$ 1,768.46	$ 1,777.43	$ 1,785.08
Transfer to TIME-21 Fund (Veh. Reg. Fees)**	$ (202.78)	$ (202.45)	$ (202.11)	$ (201.77)	$ (201.41)
Net Receipts	$ 1,541.08	$ 1,561.66	$ 1,566.35	$ 1,575.66	$ 1,583.67

* Includes miscellaneous licenses, permits, and fees, motor carrier fines, special license plate revenues, and any payments and adjustments.

** Motor vehicle and carrier registration fees in excess of $392.0 million.

Off-the-Top Allocations and Appropriations

Statutory Allocations Per Iowa Code Section 312.2	Estimated FY 2021	Estimated FY 2022	Estimated FY 2023	Estimated FY 2024	Estimated FY 2025
Primary Road Fund (Commercial and Industrial Network)	$ 38.59	$ 40.45	$ 40.67	$ 41.27	$ 41.89
Primary Road Fund ($7.1 and $4.4 million)	11.50	11.50	11.50	11.50	11.50
Secondary & Urban Roads (to Primary Rd. Fd.)	0.50	0.50	0.50	0.50	0.50
RISE					
State (to Primary Rd. Fd.)	24.24	23.90	23.64	23.30	22.96
City and County	18.18	17.93	17.73	17.47	17.22
Park & Institutional Roads (to Primary Rd. Fd.)	9.77	9.89	9.92	9.97	10.02
Farm-to-Market Road Fund	1.50	1.50	1.50	1.50	1.50
Secondary Road Fund	6.06	5.98	5.91	5.82	5.74
Living Roadway Trust Fund	0.25	0.25	0.25	0.25	0.25
Railroad Crossing Surface Repair Fund	0.90	0.90	0.90	0.90	0.90
Railroad Crossing Safety Fund	0.70	0.70	0.70	0.70	0.70
Secondary Bridge Fund	2.00	2.00	2.00	2.00	2.00
City Bridge Fund	0.50	0.50	0.50	0.50	0.50
License Plate Production	3.50	3.50	3.50	3.50	3.50
Traffic Safety Projects	7.51	7.61	7.63	7.67	7.71
Driver's License Suspension Personal Delivery of Service	0.23	0.23	0.23	0.23	0.23
County Treasurer's Equipment (Reg. & Licenses)	0.65	0.65	0.65	0.65	0.65
Refunds	0.23	0.23	0.23	0.23	0.23
Total Statutory Allocations	$ 126.80	$ 128.20	$ 127.95	$ 127.96	$ 127.98

LSA: Fiscal Services Division
Source: Department of Transportation, 5-Year Forecast

Road Use Tax Fund – Projected Receipts, Allocations, and Distributions
FY 2021 – FY 2025

(All Tables in Millions)

	Estimated FY 2021	Estimated FY 2022	Estimated FY 2023	Estimated FY 2024	Estimated FY 2025
Appropriations					
DIA (DL Revocation Hearings)	$ 1.62	$ 1.62	$ 1.62	$ 1.62	$ 1.62
Dept. of Management Support Staff	0.06	0.06	0.06	0.06	0.06
DAS I/3 Expenses (Treasurer of State)	0.09	0.09	0.09	0.09	0.09
Driver's License Costs (Lease)/Central Issuance	3.88	3.88	3.88	3.88	3.88
DOT Operations Appropriations (3 Divisions)	44.80	44.15	44.15	44.15	44.15
DAS Utility Services	0.34	0.34	0.34	0.00	0.00
Unemployment Compensation	0.01	0.01	0.01	0.01	0.01
Workers' Compensation	0.17	0.17	0.17	0.17	0.17
Indirect Cost Recovery	0.09	0.09	0.09	0.09	0.09
State Auditor Reimbursement	0.09	0.09	0.09	0.09	0.09
County Treasurer Support (Dr. License Issuance)	1.41	1.41	1.41	1.41	1.41
TraCS/MACH	0.30	0.30	0.30	0.30	0.30
Mississippi River Parkway Commission	0.04	0.04	0.04	0.04	0.04
Motor Vehicle Division Field Facility Maintenance	0.30	0.30	0.30	0.30	0.30
One-Time Funding Needs Appropriations (Contingency)	4.00	4.00	4.00	4.00	4.00
Total Appropriations	$ 57.19	$ 56.54	$ 56.54	$ 56.20	$ 56.20
Total Allocations and Appropriations	$ 183.99	$ 184.74	$ 184.49	$ 184.16	$ 184.18
Total Available for Distribution (Receipts Less Allocations and Appropriations)	$ 1,357.09	$ 1,376.93	$ 1,381.86	$ 1,391.50	$ 1,399.49

Formula Allocation Iowa Code Section 312.2

	Estimated FY 2021	Estimated FY 2022	Estimated FY 2023	Estimated FY 2024	Estimated FY 2025
Primary Road Fund* (47.5%)	$ 644.62	$ 654.04	$ 656.38	$ 660.96	$ 664.76
Secondary Road Fund (24.5%)	332.49	337.35	338.56	340.92	342.87
Farm-to-Market Road Fund (8.0%)	108.57	110.15	110.55	111.32	111.96
Street Construction Fund (20.0%)	271.42	275.39	276.37	278.30	279.90
Total Formula Allocation	$ 1,357.09	$ 1,376.93	$ 1,381.86	$ 1,391.50	$ 1,399.49

NOTE: Numbers may not equal totals due to rounding.

* Per Iowa Code section 314.4(6), 1.75% of Primary Road Fund allocation is deposited in the Transfer of Jurisdiction Fund.

TIME-21 Fund – Projected Receipts and Allocations
FY 2021 – FY 2025

(All Tables in Millions)

Receipts

	Estimated FY 2021	Estimated FY 2022	Estimated FY 2023	Estimated FY 2024	Estimated FY 2025
Motor Vehicle Registration Fees	$ 202.78	$ 202.45	$ 202.11	$ 201.77	$ 201.41
Trailer Reg. Fee Increase	12.42	12.74	13.08	13.42	13.78
Title & Salvage Title Fee Increase	9.80	9.80	9.80	9.80	9.80
Interest	0.01	0.01	0.01	0.01	0.01
Total Receipts	$ 225.00	$ 225.00	$ 225.00	$ 225.00	$ 225.00

Formula Allocation

	Estimated FY 2021	Estimated FY 2022	Estimated FY 2023	Estimated FY 2024	Estimated FY 2025
Primary Road Fund (60.0%)	$ 135.00	$ 135.00	$ 135.00	$ 135.00	$ 135.00
Secondary Road Fund (20.0%)	45.00	45.00	45.00	45.00	45.00
Street Construction Fund (20.0%)	45.00	45.00	45.00	45.00	45.00
Total Distribution	$ 225.00	$ 225.00	$ 225.00	$ 225.00	$ 225.00

NOTE: Numbers may not equal totals due to rounding.

Statutory Allocations Fund – Projected Receipts and Distributions
FY 2021 – FY 2025

(All Tables in Millions)

Receipts

	Estimated FY 2021	Estimated FY 2022	Estimated FY 2023	Estimated FY 2024	Estimated FY 2025
Driver's License Fees*	$ 17.78	$ 17.78	$ 17.78	$ 17.78	$ 17.78
Trailer Registration Fees	9.93	10.19	10.46	10.74	11.02
Trailer Fee for New Registration	20.21	20.49	20.77	21.06	21.35
Title & Salvage Title Fees	7.39	7.39	7.39	7.39	7.39
Title, Salvage, and Surcharge Fees	4.93	4.93	4.93	4.93	4.93
Use Tax**	1.93	2.02	2.04	2.07	2.10
Car Rental Tax	3.18	3.21	3.24	3.27	3.31
IA Apport. Commercial Truck Title Fee	0.78	0.80	0.83	0.85	0.88
Total Receipts	$ 66.12	$ 66.81	$ 67.43	$ 68.08	$ 68.75

* Includes motorcycle driver's license fees and nonoperator identification card fees.

** Includes the use tax on mobile homes and manufactured homes and on leased vehicles not subject to registration.

Distribution

	Estimated FY 2021	Estimated FY 2022	Estimated FY 2023	Estimated FY 2024	Estimated FY 2025
Public Transit Assistance	$ 15.44	$ 16.18	$ 16.27	$ 16.51	$ 16.76
Motorcycle Rider Education Fund	0.89	0.89	0.89	0.89	0.89
Special Plate Funds	1.50	1.50	1.50	1.50	1.50
Total Distribution	$ 17.83	$ 18.57	$ 18.66	$ 18.90	$ 19.15
Balance Transfer to RUTF**	**$ 48.30**	**$ 48.25**	**$ 48.78**	**$ 49.18**	**$ 49.60**

NOTE: Numbers may not equal totals due to rounding.

** Due to accounting procedures, the balance of the Statutory Allocations Fund transfers to the Road Use Tax Fund in the next fiscal year.

Transfer of Jurisdiction Fund – Projected Receipts and Distributions
FY 2021 – FY 2025

(All Tables in Millions)

Receipts

	Estimated FY 2021	Estimated FY 2022	Estimated FY 2023	Estimated FY 2024	Estimated FY 2025
Total Receipts	$ 11.28	$ 11.45	$ 11.49	$ 11.57	$ 11.63

Formula Allocation

Secondary Road Fund (90.0%)	$ 10.15	$ 10.30	$ 10.34	$ 10.41	$ 10.47
Street Construction Fund (10.0%)	1.13	1.14	1.15	1.16	1.16
Total Allocation	$ 11.28	$ 11.45	$ 11.49	$ 11.57	$ 11.63

NOTE: Numbers may not equal totals due to rounding.

Appendix B – Appropriations Activity

Analysis of the Governor's Recommendations

The following information provides a summary of the FY 2020 General Fund and non-General Fund appropriations for the departments under the purview of the Transportation, Infrastructure, and Capitals Appropriations Subcommittee. Appropriations are adjusted for several factors throughout the fiscal year, including supplemental appropriations, deappropriations, and adjustments to standing appropriations to account for actual expenditures. Other activity associated with appropriated funds includes: balances brought forward, transfers, and reversions. The tables show each of the departments' appropriations and the changes that occurred throughout the fiscal year.

- Original Appropriation: This is the amount appropriated from the General Fund in individual appropriations bills during the 2019 Legislative Session.
- Adjustment to Standings: These adjustments represent changes that are made to budgeted standing unlimited appropriations for the purpose of balancing the year-end amount. There are numerous standing unlimited appropriations established in the Iowa Code. The exact amount for each of these appropriations is not known until the close of the fiscal year. As the General Assembly develops the annual budget, an estimated amount is included for budgeting purposes. This estimated appropriation is then adjusted to reflect actual expenditures.
- Session Law Adjustments (General Fund Only): During the 2019 Legislative Session there were two appropriations bills enacted that provided increases to certain State agencies and allowed the agencies to allocate the increase across their line-item appropriations: HF 758 (Education Appropriations Act) appropriated $12.0 million to the Board of Regents for allocation to the three State universities, and SF 615 (Justice System Appropriations Act) appropriated $3.3 million to the Department of Corrections (DOC) for allocation across the DOC institutions and Community-Based Corrections (CBC) and $1.6 million to the Department of Public Safety for allocation to its divisions.
- Supplemental Appropriations/Deappropriations: These changes represent the supplemental appropriations and deappropriations enacted during the 2019 Legislative Session.
- OCIO Adjustment: During the 2019 Legislative Session, HF 759 (FY 2020 Administration and Regulation Appropriations Act) appropriated $1.3 million to the Department of Management (DOM) for an adjustment to department appropriations in FY 2020 for technology-related expenditures charged by the Office of the Chief Information Officer (OCIO) to State agencies. The adjustment was based upon a rolling 12-month average of the OCIO charges for departments.
- Salary Adjustment (Other Funds Only): Several non-General Fund appropriations were authorized to receive appropriation adjustments to fund salary increases for FY 2020.
- Total Appropriation: This is the sum of all of the above numbers and represents the final appropriation amount after the above changes were applied.

- Balance Brought Forward: These are the appropriated funds allowed to carry forward from FY 2019 to FY 2020. These funds provided additional spendable dollars for FY 2020.
- Transfers In and Out (General Fund Only): These adjustments represent transferred appropriation spending authority between enacted appropriations. These transfers are usually implemented by the Governor through the authority provided in Iowa Code section 8.39.
- Balance Carryforward: These are appropriated funds that are allowed to carry forward from FY 2020 to FY 2021. These funds provide additional spendable dollars for FY 2021.
- Reversions: These are the unspent appropriated funds that revert back to the fund from which they were appropriated.
- Total Adjustments: This is the sum of the Balance Brought Forward, Transfers, Balance Carryforward, and Reversions.
- Total Expended: This number represents the appropriation after all of the above adjustments have been made. The result is the total appropriated funds that were expended in FY 2020.

FY 2020 OTHER FUNDS APPROPRIATIONS

Transportation, Infrastructure, and Capitals Appropriations Subcommittee

	Original Approp	Adj to Standings	Supp & Deapprop	Salary Adjustment	OCIO Adjustment	Total Approp	Balance Brought Forward	Balance Carry Forward	Reversion	Total Adjustments	Total Expended
Transportation											
Transportation Capitals											
Primary Road Fund											
ADA Improvements	$ 150,000	$ 0	$ 0	$ 0	$ 0	$ 150,000	$ 84,744	$ -199,619	$ 0	$ -114,875	$ 35,125
Adair Garage Renovations	0	0	0	0	0	0	684,896	0	0	684,896	684,896
Garage Roofing Projects	500,000	0	0	0	0	500,000	152,902	-469,240	0	-316,338	183,662
Heating, Cooling, Exhaust System Improvements	700,000	0	0	0	0	700,000	1,024,897	-1,258,057	0	-233,160	466,840
Utility Improvements	400,000	0	0	0	0	400,000	538	-19,215	0	-18,677	381,323
Dubuque Garage Replacement	0	0	0	0	0	0	8,899,531	-7,472,502	0	1,427,029	1,427,029
Mount Pleasant/Fairfield Combined Facility	0	0	0	0	0	0	1,476,431	0	-120,685	1,355,746	1,355,746
Sioux City Combined Facility	26,951,000	0	0	0	0	26,951,000	0	-26,911,947	0	-26,911,947	39,053
Waterloo Garage Renovations	0	0	0	0	0	0	1,790,000	-1,728,989	0	61,011	61,011
Road Use Tax Fund											
Dallas County Driver's License	350,000	0	0	0	0	350,000	0	-632	0	-632	349,368
MVD Field Facilities Maintenance	300,000	0	0	0	0	300,000	18,042	-1,019	0	17,023	317,023
Transportation Capitals Total	**29,351,000**	**0**	**0**	**0**	**0**	**29,351,000**	**14,131,981**	**-38,061,220**	**-120,685**	**-24,049,923**	**5,301,077**
Transportation, Department of											
Primary Road Fund											
Field Facility Deferred Maint.	1,700,000	0	0	0	0	1,700,000	1,177,832	-331,053	0	846,778	2,546,778
Garage Fuel & Waste Management	1,000,000	0	0	0	0	1,000,000	0	0	-64	-64	999,936
PRF - Auditor of State Reimbursement	551,260	0	0	0	0	551,260	0	0	-88,918	-88,918	462,342
PRF - DAS Utility Services	1,622,820	0	0	0	384,427	2,007,247	0	0	-148,587	-148,587	1,858,660
PRF - Indirect Cost Recoveries	660,000	0	0	0	0	660,000	0	0	-68,595	-68,595	591,405
PRF - Strategic Performance	4,124,123	0	0	28,169	0	4,152,292	0	0	-41,670	-41,670	4,110,622
PRF-DOT Workers' Compensation	3,811,421	0	0	0	0	3,811,421	0	0	0	0	3,811,421
PRF-Highway Division	248,945,001	0	0	1,632,126	0	250,577,127	0	0	-2,932,195	-2,932,195	247,644,932
PRF-Inventory & Equipment Replacement	10,330,000	0	0	0	0	10,330,000	0	0	0	0	10,330,000
PRF-Motor Vehicle Division	1,102,381	0	0	170,324	0	1,272,705	0	0	-50,574	-50,574	1,222,131
PRF-Operations	41,052,430	0	0	673,506	0	41,725,936	500,000	-500,000	-3,946,493	-3,946,493	37,779,443
PRF-Planning, Programming & Modal	8,508,616	0	0	47,599	0	8,556,215	0	0	-1,500,093	-1,500,093	7,056,122
PRF-Unemployment Compensation	138,000	0	0	0	0	138,000	0	0	-76,689	-76,689	61,311
Purchase of Salt	0	0	0	0	0	0	7,652,500	0	0	7,652,500	7,652,500
Rest Area Facility Maintenance	250,000	0	0	0	0	250,000	8	-16	0	-7	249,993
Statewide Interoperable Communications System	702,142	0	0	0	0	702,142	0	0	-7,464	-7,464	694,678
Road Use Tax Fund											
County Treasurers Support	1,406,000	0	0	0	0	1,406,000	0	0	-282,789	-282,789	1,123,211
Drivers' Licenses	3,876,000	0	0	0	0	3,876,000	0	0	0	0	3,876,000
Highway Division	10,233,174	0	0	86,172	0	10,319,346	0	0	-120,755	-120,755	10,198,591
Mississippi River Parkway Commission	40,000	0	0	0	0	40,000	0	0	-3,214	-3,214	36,786
Personal Delivery of Services DOT	225,000	0	0	0	0	225,000	0	0	-126,230	-126,230	98,770
RUTF - Auditor of State Reimbursement	89,740	0	0	0	0	89,740	0	0	-14,475	-14,475	75,265
RUTF - DAS Utility Services	264,180	0	0	0	73,224	337,404	0	0	-24,977	-24,977	312,427
RUTF - Indirect Cost Recoveries	90,000	0	0	0	0	90,000	0	0	-9,354	-9,354	80,646
RUTF - Strategic Performance	671,369	0	0	4,586	0	675,955	0	0	-6,783	-6,783	669,172
RUTF-Motor Vehicle Division	26,457,148	0	0	95,844	0	26,552,992	0	0	-1,055,153	-1,055,153	25,497,839
RUTF-Operations	6,682,954	0	0	109,640	0	6,792,594	0	0	-74,782	-74,782	6,717,812
RUTF-Planning, Programs & Modal	447,822	0	0	2,505	0	450,327	0	0	-32,227	-32,227	418,100
RUTF-Unemployment Compensation	7,000	0	0	0	0	7,000	0	0	-3,890	-3,890	3,110
RUTF-Workers' Compensation	158,809	0	0	0	0	158,809	0	0	0	0	158,809
Statewide Interoperable Communications System	114,302	0	0	0	0	114,302	0	0	-1,215	-1,215	113,087
TraCS/MACH	300,000	0	0	0	0	300,000	0	0	-3,036	-3,036	296,964
Transportation, Department of Total	**375,561,692**	**0**	**0**	**2,850,471**	**457,651**	**378,869,814**	**9,330,340**	**-831,069**	**-10,620,222**	**-2,120,951**	**376,748,863**
Transportation Total	**$ 404,912,692**	**$ 0**	**$ 0**	**$ 2,850,471**	**$ 457,651**	**$ 408,220,814**	**$ 23,462,321**	**$ -38,892,289**	**$ -10,740,906**	**$ -26,170,874**	**$ 382,049,940**

Schedule 1 Example

Schedule 1 shows the "decision packages" used by the Executive Branch to arrive at a department's annual budget request (dollars and full-time equivalent (FTE) positions) and the Governor's recommendations for a budget unit.

STATE OF IOWA
Fiscal Year 2021 Annual Budget
SPECIAL DEPARTMENT: (420) Public Health, Department of
Budget Unit: (588K010001) Addictive Disorders
Schedule 1

Rank	Description	Funding Source	Fiscal Year 2022 Department Request	Fiscal Year 2022 Governor's Recommendations
Base	Reducing the use of tobacco, alcohol, and other drugs and treating individuals affected by addictive behaviors, including gambling.	Appropriation	25,109,380	25,109,380
		FTE	12.00	12.00
0001	Governor's recommended salary adjustment for FY2022	Salary Adju	0	19,633

Total Budget Unit Funding	Fiscal Year 2021 Estimated	Fiscal Year 2022 Department Request	Fiscal Year 2022 Governor's Recommendations
Appropriation	$ 25,110,000	$ 25,109,379	$ 25,109,379
Salary Adjustment	0	0	19,633
Total Appropriations	$ 25,110,000	$ 25,109,379	$ 25,129,012
Total FTE	12.00	12.00	12.00

Department name & budget unit number

Fiscal year

Base appropriation and FTE positions plus "decision packages"

Total appropriation and FTE positions

Budget schedules are available at: www.legis.iowa.gov/publications/fiscal/budgetSchedules.

Schedule 6 Example

Schedule 6 provides a detailed budget for all appropriated accounts or funds under the control of a department. Resources include the appropriation, the salary adjustment (if applicable), across-the-board reductions, supplemental appropriations, intrastate receipts from other agencies, receipts from local governments, and other receipts such as fees. Expenditures include all expenses related to the operating budget, such as salary, travel, contracts, etc. Expenditures also include reversions or balance brought forward.

STATE OF IOWA
Fiscal Year 2021 Annual Budget
SPECIAL DEPARTMENT: (420) Public Health, Department of
Budget Unit: (588K010001) Addictive Disorders
Schedule 6

	Fiscal Year 2020 Actual	Fiscal Year 2021 Estimated	Fiscal Year 2022 Department Request	Fiscal Year 2022 Governor's Recomm
Resources				
Appropriations				
Appropriation	$ 24,804,344	$ 25,110,000	$ 25,109,379	$ 25,109,379
Salary Adjustment	0	0	0	19,633
OCIO Rate Adjustment	0	-621	0	0
	24,804,344	25,109,379	25,109,379	25,129,012
Receipts				
Intra State Receipts	920,979	931,000	931,000	931,000
Gov Fund Type Transfers - Other A	44,542	2,000	2,000	2,000
	965,521	933,000	933,000	933,000
Total Resources	$ 25,769,865	$ 26,042,379	$ 26,042,379	$ 26,062,012
FTE	7.97	12.00	12.00	12.00
Disposition of Resources				
Personal Services-Salaries	$ 931,041	$ 1,290,111	$ 1,295,118	$ 1,314,751
Personal Travel In State	33,501	19,100	19,100	19,100
State Vehicle Operation	854	880	880	880
Depreciation	613	524	524	524
Personal Travel Out of State	12,400	13,000	13,000	13,000
Office Supplies	12,408	36,500	36,500	36,500
Professional & Scientific Supplies	0	200	200	200
Other Supplies	348	200	200	200
Printing & Binding	27,661	19,000	19,000	19,000
Drugs & Biologicals	4	1,000	1,000	1,000
Postage	5,244	4,500	4,500	4,500
Communications	18,904	17,300	17,300	17,300

Department name & budget unit number

Fiscal year

Appropriations

Budget unit receipts

FTE positions

Budget unit expenditures

Budget schedules are available at: www.legis.iowa.gov/publications/fiscal/budgetSchedules.

STATE OF IOWA

Fiscal Year 2022 Annual Budget
SPECIAL DEPARTMENT: (895) Transportation, Department of
Budget Unit: (645S400143) Administration
Schedule 6

	Fiscal Year 2020 Actual	Fiscal Year 2021 Estimated	Fiscal Year 2022 Department Request	Fiscal Year 2022 Governor's Recomm
Resources				
Receipts				
Federal Support	$ 7,171	$ 0	$ 0	$ 0
Gov Fund Type Transfers - Other Agencies	44,497,255	49,193,962	49,193,962	49,193,962
Fees, Licenses & Permits	425	0	0	0
	44,504,851	49,193,962	49,193,962	49,193,962
Total Resources	$ 44,504,851	$ 49,193,962	$ 49,193,962	$ 49,193,962
FTE	223.61	253.00	251.00	251.00
Disposition of Resources				
Personal Services-Salaries	$ 24,225,775	$ 26,314,372	$ 26,314,372	$ 26,314,372
Personal Travel In State	94,858	92,001	92,000	92,000
State Vehicle Operation	122,583	221,500	221,500	221,500
Depreciation	71,929	191,601	191,600	191,600
Personal Travel Out of State	93,975	80,000	80,000	80,000
Office Supplies	383,046	465,100	465,100	465,100
Facility Maintenance Supplies	1,227,700	1,498,653	1,498,550	1,498,550
Equipment Maintenance Supplies	157,503	245,800	245,900	245,900
Professional & Scientific Supplies	45	1,300	1,300	1,300
Highway Maintenance Supplies	84,404	127,500	127,500	127,500
Ag.,Conservation & Horticulture Supply	1,248	100	0	0
Other Supplies	0	2,300	2,300	2,300
Uniforms & Related Items	21,720	47,000	46,900	46,900
Postage	188,815	301,400	301,400	301,400
Communications	1,195,499	1,716,171	1,716,380	1,716,380
Rentals	1,065,408	919,500	919,500	919,500

STATE OF IOWA

Fiscal Year 2022 Annual Budget
SPECIAL DEPARTMENT: (895) Transportation, Department of
Budget Unit: (645S400143) Administration
Schedule 6

	Fiscal Year 2020 Actual	Fiscal Year 2021 Estimated	Fiscal Year 2022 Department Request	Fiscal Year 2022 Governor's Recomm
Disposition of Resources (cont.)				
Utilities	1,105,555	1,100,000	1,100,000	1,100,000
Professional & Scientific Services	306,164	280,000	280,000	280,000
Outside Services	450,083	855,174	855,174	855,174
Advertising & Publicity	11,626	37,700	37,700	37,700
Outside Repairs/Service	1,289,961	1,050,200	1,050,200	1,050,200
Attorney General Reimbursements	0	100	100	100
Reimbursement to Other Agencies	90,309	90,100	90,000	90,000
ITS Reimbursements	184,812	216,500	216,500	216,500
IT Outside Services	3,426,494	2,504,600	2,504,800	2,504,800
Gov Fund Type Transfers - Attorney General Services	1,434,384	1,250,000	1,250,000	1,250,000
Gov Fund Type Transfers - Other Agencies Services	33,876	40,700	40,600	40,600
Equipment	432,293	365,101	365,100	365,100
Office Equipment	408,412	464,001	464,000	464,000
Equipment - Non-Inventory	173,820	200,000	200,000	200,000
IT Equipment	6,213,339	8,503,638	8,503,636	8,503,636
Other Expense & Obligations	9,214	11,050	11,050	11,050
Fees	0	800	800	800
Total Disposition of Resources	$ 44,504,851	$ 49,193,962	$ 49,193,962	$ 49,193,962

STATE OF IOWA

Fiscal Year 2022 Annual Budget
SPECIAL DEPARTMENT: (895) Transportation, Department of
Budget Unit: (645S420143) Planning, Programming & Modal
Schedule 6

	Fiscal Year 2020 Actual	Fiscal Year 2021 Estimated	Fiscal Year 2022 Department Request	Fiscal Year 2022 Governor's Recomm
Resources				
Receipts				
Federal Support	$ 340,540	$ 0	$ 0	$ 0
Gov Fund Type Transfers - Other Agencies	7,474,223	9,160,708	9,160,708	9,160,708
	7,814,763	9,160,708	9,160,708	9,160,708
Total Resources	$ 7,814,763	$ 9,160,708	$ 9,160,708	$ 9,160,708
FTE	71.97	94.00	94.00	94.00
Disposition of Resources				
Personal Services-Salaries	$ 7,046,980	$ 8,218,788	$ 8,218,788	$ 8,218,788
Personal Travel In State	101,981	25,000	25,000	25,000
State Vehicle Operation	87,721	75,000	75,000	75,000
Depreciation	51,159	75,000	75,000	75,000
Personal Travel Out of State	43,454	35,000	35,000	35,000
Office Supplies	60,500	60,000	60,000	60,000
Facility Maintenance Supplies	17,500	1,000	1,000	1,000
Equipment Maintenance Supplies	56,084	75,000	75,000	75,000
Professional & Scientific Supplies	481	200	200	200
Highway Maintenance Supplies	17	5,000	5,000	5,000
Other Supplies	0	200	200	200
Uniforms & Related Items	2,072	1,200	1,200	1,200
Communications	4,327	500	500	500
Rentals	1,491	4,600	4,600	4,600
Utilities	0	100	100	100
Professional & Scientific Services	37,215	1,000	1,000	1,000
Outside Services	40,013	399,420	399,420	399,420

STATE OF IOWA

Fiscal Year 2022 Annual Budget
SPECIAL DEPARTMENT: (895) Transportation, Department of
Budget Unit: (645S420143) Planning, Programming & Modal
Schedule 6

	Fiscal Year 2020 Actual	Fiscal Year 2021 Estimated	Fiscal Year 2022 Department Request	Fiscal Year 2022 Governor's Recomm
Disposition of Resources (cont.)				
Advertising & Publicity	502	5,000	5,000	5,000
Outside Repairs/Service	59	3,200	3,200	3,200
Reimbursement to Other Agencies	7,000	5,000	5,000	5,000
ITS Reimbursements	5,679	12,000	12,000	12,000
IT Outside Services	45,552	75,000	75,000	75,000
Gov Fund Type Transfers - Other Agencies Services	0	600	600	600
Equipment	23,091	1,700	1,700	1,700
Office Equipment	0	1,200	1,200	1,200
IT Equipment	155,014	75,000	75,000	75,000
Other Expense & Obligations	332	1,000	1,000	1,000
State Aid	26,539	4,000	4,000	4,000
Total Disposition of Resources	$ 7,814,763	$ 9,160,708	$ 9,160,708	$ 9,160,708

STATE OF IOWA

Fiscal Year 2022 Annual Budget
SPECIAL DEPARTMENT: (895) Transportation, Department of
Budget Unit: (645S440143) Highway Division
Schedule 6

	Fiscal Year 2020 Actual	Fiscal Year 2021 Estimated	Fiscal Year 2022 Department Request	Fiscal Year 2022 Governor's Recomm
Resources				
Receipts				
Federal Support	$ 7,471,632	$ 4,000,100	$ 4,000,100	$ 4,000,100
Reimbursement from Other Agencies	0	1	0	0
Gov Fund Type Transfers - Other Agencies	257,850,548	267,548,761	271,662,752	271,662,752
Fees, Licenses & Permits	75,723	0	0	0
Other	51,750	-1	0	0
	265,449,652	271,548,861	275,662,852	275,662,852
Total Resources	$ 265,449,652	$ 271,548,861	$ 275,662,852	$ 275,662,852
FTE	1,950.91	2,064.00	2,073.00	2,073.00
Disposition of Resources				
Personal Services-Salaries	$ 182,998,351	$ 191,699,910	$ 192,329,059	$ 192,329,059
Personal Travel In State	411,966	1,680,493	1,680,491	1,680,491
State Vehicle Operation	16,144,166	16,863,793	16,863,792	16,863,792
Depreciation	13,774,140	10,976,855	10,976,854	10,976,854
Personal Travel Out of State	264,594	293,789	293,788	293,788
Office Supplies	476,653	428,217	428,214	428,214
Facility Maintenance Supplies	4,789,331	4,135,994	4,135,887	4,135,887
Equipment Maintenance Supplies	4,144,810	3,755,910	3,755,906	3,755,906
Professional & Scientific Supplies	249,578	220,846	220,845	220,845
Highway Maintenance Supplies	24,549,956	26,471,828	28,401,824	28,401,824
Ag.,Conservation & Horticulture Supply	293,821	350,560	350,560	350,560
Other Supplies	2,316	4,553	4,552	4,552
Printing & Binding	0	1,200	1,200	1,200
Uniforms & Related Items	609,193	405,443	405,441	405,441

STATE OF IOWA

Fiscal Year 2022 Annual Budget
SPECIAL DEPARTMENT: (895) Transportation, Department of
Budget Unit: (645S440143) Highway Division
Schedule 6

	Fiscal Year 2020 Actual	Fiscal Year 2021 Estimated	Fiscal Year 2022 Department Request	Fiscal Year 2022 Governor's Recomm
Disposition of Resources (cont.)				
Postage	4,836	16,223	16,222	16,222
Communications	436,538	314,846	314,842	314,842
Rentals	504,388	129,653	130,119	130,119
Utilities	2,908,769	2,623,995	2,623,894	2,623,894
Professional & Scientific Services	374,012	245,767	245,665	245,665
Outside Services	1,587,562	2,319,687	2,319,883	2,319,883
Advertising & Publicity	280,422	1,087,621	1,087,418	1,087,418
Outside Repairs/Service	2,783,933	2,081,432	2,081,431	2,081,431
Reimbursement to Other Agencies	20,255	77,275	77,074	77,074
ITS Reimbursements	430,557	671,535	671,535	671,535
IT Outside Services	1,640,702	1,326,713	1,326,610	1,326,610
Gov Fund Type Transfers - Other Agencies Services	1,331,047	48,170	48,168	48,168
Equipment	1,486,256	1,327,745	2,882,780	2,882,780
Office Equipment	1,113,885	457,936	457,835	457,835
IT Equipment	1,699,695	1,343,348	1,343,444	1,343,444
Other Expense & Obligations	10,434	13,218	13,317	13,317
Fees	86	1,462	1,461	1,461
Refunds-Other	3,863	1,803	1,700	1,700
Capitals	123,539	171,041	171,041	171,041
Total Disposition of Resources	$ 265,449,652	$ 271,548,861	$ 275,662,852	$ 275,662,852

STATE OF IOWA

Fiscal Year 2022 Annual Budget
SPECIAL DEPARTMENT: (895) Transportation, Department of
Budget Unit: (645S460143) Motor Vehicle Division
Schedule 6

	Fiscal Year 2020 Actual	Fiscal Year 2021 Estimated	Fiscal Year 2022 Department Request	Fiscal Year 2022 Governor's Recomm
Resources				
Receipts				
Federal Support	$ 199,829	$ 0	$ 0	$ 0
Gov Fund Type Transfers - Other Agencies	26,719,970	28,854,706	28,854,707	28,854,707
Fees, Licenses & Permits	590,087	100,001	100,000	100,000
Other	8,000	1	0	0
	27,517,886	28,954,708	28,954,707	28,954,707
Total Resources	$ 27,517,886	$ 28,954,708	$ 28,954,707	$ 28,954,707
FTE	265.06	289.00	289.00	289.00
Disposition of Resources				
Personal Services-Salaries	$ 22,500,689	$ 24,731,123	$ 24,731,123	$ 24,731,123
Personal Travel In State	72,249	118,100	118,100	118,100
State Vehicle Operation	87,145	91,112	91,112	91,112
Depreciation	110,956	89,400	89,400	89,400
Personal Travel Out of State	50,845	53,390	53,390	53,390
Office Supplies	204,937	164,556	164,556	164,556
Facility Maintenance Supplies	27,298	63,100	63,100	63,100
Equipment Maintenance Supplies	5,995	1,400	1,400	1,400
Professional & Scientific Supplies	18	400	400	400
Highway Maintenance Supplies	281	200	200	200
Other Supplies	510	12,300	12,300	12,300
Printing & Binding	0	100	100	100
Uniforms & Related Items	36,899	41,700	41,700	41,700
Postage	66,219	10,300	10,300	10,300
Communications	83,079	20,200	20,200	20,200

STATE OF IOWA

Fiscal Year 2022 Annual Budget
SPECIAL DEPARTMENT: (895) Transportation, Department of
Budget Unit: (645S460143) Motor Vehicle Division
Schedule 6

	Fiscal Year 2020 Actual	Fiscal Year 2021 Estimated	Fiscal Year 2022 Department Request	Fiscal Year 2022 Governor's Recomm
Disposition of Resources (cont.)				
Rentals	5,196	3,900	3,900	3,900
Utilities	100,380	311,100	311,100	311,100
Professional & Scientific Services	665,813	401,700	401,700	401,700
Outside Services	1,221,439	1,178,976	1,178,976	1,178,976
Advertising & Publicity	6,222	16,800	16,900	16,900
Outside Repairs/Service	89,364	30,400	30,300	30,300
Reimbursement to Other Agencies	4,332	400	400	400
ITS Reimbursements	104,309	96,500	96,500	96,500
IT Outside Services	1,167,458	335,400	335,300	335,300
Gov Fund Type Transfers - Other Agencies Services	8,355	500	500	500
Equipment	15,002	600	600	600
Office Equipment	9,046	5,100	5,100	5,100
IT Equipment	354,830	1,174,050	1,174,150	1,174,150
Other Expense & Obligations	518,433	1,601	1,700	1,700
Fees	0	100	0	0
Refunds-Other	585	200	200	200
Total Disposition of Resources	$ 27,517,886	$ 28,954,708	$ 28,954,707	$ 28,954,707

STATE OF IOWA

Fiscal Year 2022 Annual Budget
SPECIAL DEPARTMENT: (895) Transportation, Department of
Budget Unit: (645S620143) Strategic Performance
Schedule 6

	Fiscal Year 2020 Actual	Fiscal Year 2021 Estimated	Fiscal Year 2022 Department Request	Fiscal Year 2022 Governor's Recomm
Resources				
Receipts				
Federal Support	$ 12,682	$ 0	$ 0	$ 0
Gov Fund Type Transfers - Other Agencies	4,779,794	4,998,254	4,998,254	4,998,254
	4,792,476	4,998,254	4,998,254	4,998,254
Total Resources	$ 4,792,476	$ 4,998,254	$ 4,998,254	$ 4,998,254
FTE	37.51	41.00	41.00	41.00
Disposition of Resources				
Personal Services-Salaries	$ 4,380,927	$ 4,725,177	$ 4,725,177	$ 4,725,177
Personal Travel In State	6,331	5,000	5,000	5,000
State Vehicle Operation	1,251	5,000	5,000	5,000
Depreciation	0	1,600	1,600	1,600
Personal Travel Out of State	34,795	38,500	38,500	38,500
Office Supplies	9,729	65,000	65,000	65,000
Facility Maintenance Supplies	10,346	4,810	4,810	4,810
Equipment Maintenance Supplies	57	200	200	200
Highway Maintenance Supplies	0	200	200	200
Other Supplies	0	1,500	1,500	1,500
Printing & Binding	450	100	100	100
Uniforms & Related Items	141	200	200	200
Postage	0	100	100	100
Communications	1,684	435	435	435
Rentals	1,143	2,000	2,000	2,000
Professional & Scientific Services	0	3,500	3,500	3,500
Outside Services	6,069	33,000	33,000	33,000

STATE OF IOWA

Fiscal Year 2022 Annual Budget
SPECIAL DEPARTMENT: (895) Transportation, Department of
Budget Unit: (645S620143) Strategic Performance
Schedule 6

	Fiscal Year 2020 Actual	Fiscal Year 2021 Estimated	Fiscal Year 2022 Department Request	Fiscal Year 2022 Governor's Recomm
Disposition of Resources (cont.)				
Advertising & Publicity	1,731	100	100	100
Reimbursement to Other Agencies	0	1,000	1,000	1,000
ITS Reimbursements	2,053	4,500	4,500	4,500
IT Outside Services	202,908	20,000	20,000	20,000
Gov Fund Type Transfers - Other Agencies Services	0	1,800	1,800	1,800
Office Equipment	0	1,600	1,600	1,600
IT Equipment	132,613	82,832	82,832	82,832
Other Expense & Obligations	248	100	100	100
Total Disposition of Resources	$ 4,792,476	$ 4,998,254	$ 4,998,254	$ 4,998,254

Grants Enterprise Management Report

The Grants Enterprise Management System (GEM$) was established by the Iowa Legislature in 2003 to simplify the grant identification and application process for State customers and to provide a unified grants management approach within State government.

The Office of Grants Enterprise Management under the Department of Management (DOM) is required to submit a report to the Fiscal Services Division by January 31 of each year, with a listing of all grants received during the previous calendar year with a value over $1,000 and the funding entity and purpose for each grant.

The tables below are the report received by the DOM.

2021 Noncompetitive Grant Report
Report Required by Iowa Code Section 8.9
Iowa Department of Management
Source: GEM$ Database as entered by Agencies

State Agency	Title of Grant	Amount Awarded	Match Amount	MOE Required?	Funding Start Date	Funding End Date	FTEs Associated with this Grant
DOT	2019 Update State Aviation System Plan	$ 504,064	$ 56,008	No	9/2/2019	9/1/2021	0
DOT	FHWA Emergency Relief FY 19 Mo. River flooding	30,300,728	6,060,146	No	2/24/2020	2/24/2021	0
DOT	2019 Update State Aviation System Plan	504,064	56,008	No	9/2/2019	9/1/2021	0.00

2021 Competitive Grant Report
Report Required by Iowa Code Section 8.9
Iowa Department of Management
Source: GEM$ Database as entered by Agencies

State Agency	Title of Application	Amount Awarded	Actual Match	MOE Required?	Funding Start Date	Funding End Date	FTEs Associated with Grant
DOT	FY 20 Bus and Bus Facilities - Iowa Bus Replacement Project	$ 5,541,710	Yes	No	8/6/2020	8/6/2021	0
DOT	I-80/I-380/US 218 interchange reconstruction project	50,000,000	Yes	No	6/5/2018	6/4/2021	0
DOT	Mobility for All Region 11 With HIRTA Access Mobility	70,720	Yes	No	6/5/2020	6/4/2021	0
DOT	FY 19 CRISI - Cedar Rapids and Iowa City Railway-UP Overhead Bridge	2,978,015	Yes	No	3/12/2020	3/12/2021	0

Appendix E – Fee Project

Analysis of the Governor's Budget Recommendations

The Fee Project acts as reference guide to fees charged by departments and agencies. The information reflects FY 2019 and FY 2020 and when possible, includes the number of persons who paid each fee and the amount of revenue generated by each fee. The information is reported by State agencies as of December 2020. The Fee Project workbooks for each subcommittee are available on each respective subcommittee webpage at the links listed below. Hard copies of these reports are available from the Fiscal Services Division upon request.

Administration and Regulation – www.legis.iowa.gov/docs/publications/FEES/1208653.xlsx

Agriculture and DNR – www.legis.iowa.gov/docs/publications/FEES/1208654.xlsx

Economic Development – www.legis.iowa.gov/docs/publications/FEES/1208517.xlsx

Education – www.legis.iowa.gov/docs/publications/FEES/1208655.xlsx

Human Services – www.legis.iowa.gov/docs/publications/FEES/1208652.xlsx

Justice System – www.legis.iowa.gov/docs/publications/FEES/1208656.xlsx

Transportation – www.legis.iowa.gov/docs/publications/FEES/1208518.xlsx

Appendix F – Selected LSA Reports

This appendix contains three reports issued by the LSA:

- ***Fiscal Topic:*** *Revitalize Iowa's Sound Economy (RISE) Program*
- ***Fiscal Topic:*** *Transportation Investment Moves the Economy in the Twenty-First Century (TIME-21) Fund*
- ***Fiscal Topic:*** *Statutory Off-the-Top Allocations from the Road Use Tax Fund – FY 2017*

FISCAL TOPICS
Fiscal Services Division
November 10, 2020

LEGISLATIVE SERVICES AGENCY
Serving the Iowa Legislature

Ground Floor, State Capitol Building Des Moines, Iowa 50319 515.281.3566

Revitalize Iowa's Sound Economy (RISE) Program

Creation of the RISE Program

The RISE Program was enacted in 1985 (Iowa Code chapter 315) for the following purposes:

- Establishment, construction, improvement, and maintenance of roads and streets that promote economic development in the State. Funds are restricted for current public use roads, or those that will be dedicated for public use in the future. RISE funds cannot be used for private road projects.
- Reimburse or make payments to cities or counties for all or part of the interest and principal on general obligation bonds issued by cities or counties for the purpose of financing approved road and street projects meeting the above requirements.
- Temporarily transferring funds to the Primary Road Fund (PRF) if the United States Congress and the President of the United States do not provide long-term transportation funding to the State of Iowa, or if the cash flow funding of the Department may be inadequate to meet anticipated construction costs. The transfers must be paid back within three months and six months, respectively, of the transfer.

Types of developments that are eligible for RISE funds include industrial, manufacturing, warehousing, distribution, and professional offices. RISE funding cannot be used to fund commercial, personal services, residential, or retail developments.

Background

The RISE Program is funded through a Road Use Tax Fund (RUTF) allocation that has changed various times since the creation of the Program.

- The original amount allocated from the RUTF when the RISE Fund was created in 1985 Acts, chapter 231, section 2, was 2.0 cents per gallon from the excise tax on motor and special fuels. This amount was increased to 3.0 cents per gallon after January 1, 1986. The excise tax on special diesel fuel started at 1.0 cent per gallon, increased to 2.0 cents per gallon as of January 1, 1986, and was increased again to 3.0 cents per gallon as of January 1,1987.
- 1989 Acts, chapter 293, section 11, changed the excise tax motor, special, and special diesel fuels to 1.55 cents per gallon. The legislation also created a new subsection that allocated 0.45 cents per gallon to the Secondary Road Fund.
- The allocation changed once more to its current rate of 1.75 cents per gallon through 2007 Acts, chapter 200, section 6, with 0.25 cents passing through to the Secondary Road Fund. A portion of RISE funds is allocated for State projects and deposited directly in the Primary Road Fund and is not part of the RISE Program.

RISE funding can be in the form of grants or loans, and is allocated to the State, cities, and counties as follows:

- **1.0 cent** – To the PRF where 0.5 cent supports the production or transport of renewable fuels including primary highways that connect biofuel facilities to the commercial and industrial network, and 0.05 cent for highways that have been designated as Access Iowa highways in accordance with 2005 Iowa Acts, chapter 178, section 41, which is set to be repealed July 1, 2025.
- **0.5 cent** – For use by cities on city street projects.

More Information

Department of Transportation: www.iowadot.gov
LSA Staff Contact: Austin Brinks (515.725.2200) austin.brinks@legis.iowa.gov

- **0.25 cent** – For use by counties on secondary road projects, including secondary roads that connect biofuel facilities to highways in the commercial industrial highway network.

On June 30 of each year, all uncommitted funds are to be credited to the Secondary Road Fund.

Transportation Commission

The Transportation Commission is responsible for all RISE project funding commitments, and all funding commitments are subject to the availability of RISE funds. The Commission must monitor RISE Fund commitments and ensure there is adequate funding for present and future immediate opportunity needs. This can include pausing the award of Local Development Projects, limiting the RISE dollars awarded to each project, or other actions at the discretion of the Commission. Applications are approved or denied by the Commission.

Project Types

Immediate Opportunity Projects: These are projects requiring an immediate funding commitment to secure developers or firms in the location of business facilities that will result in permanent job creation or retention. Payroll information from the company involved is required to prove the accomplishment of agreement contingencies, and RISE funds may be required to be repaid if contingencies are not met. Immediate Opportunity applications are submitted on a year-round basis and typically have first priority for all available RISE funds. Projects may be located on primary roads, secondary roads, city streets, State park roads, or county conservation parkways. Relocation of jobs within Iowa does not qualify a project for RISE funding.

Local Development Projects: These are projects that support local economic development efforts but do not require an immediate commitment of funds. Projects may be located on primary roads, secondary roads, city streets, State park roads, or county conservation parkways. The projects are selected through a competitive evaluation process with deadlines on the first of February and September. Immediate Opportunity Projects can be changed to Local Development Projects by the Transportation Commission, and in these cases, applications may be considered after the deadlines. Locations that are certified through the Iowa Economic Development Authority's Certified Sites Program may be eligible for increased RISE funding.

The Department of Transportation (DOT) uses a rating system to award points to Local Development Projects based on the following factors:

- Development Potential – Measuring the degree of certainty involved in the economic development activity to be supported by the proposed RISE project and the potential for future job growth, with a maximum of 35 points.
- Economic Impact – Measuring the economic impact of the development activity to be supported by the proposed RISE project, including the number of direct jobs assisted, investment leveraging, the percentage of out-of-state sales and in-state suppliers, the impact on competition and diversification, and the quality of job factors. There is a maximum of 20 points for this factor.
- Local Commitment and Initiative – Measuring the level of effort being put forth by the applicant to attract economic development and the adequacy of supporting infrastructure, with a maximum of 35 points.
- Transportation Need – Measuring the condition and quality of existing road or street service, with a maximum of four points.
- Area Economic Need – Measuring the economic condition of the area, with a maximum of six points.

Cities and counties submit applications for RISE funding to the DOT, which then makes recommendations to the Transportation Commission on eligible projects for approval. Applications are open to all counties and cities in Iowa; private firms are not eligible for RISE funding. There are no restrictions on the number of RISE applications that can be submitted by cities or counties, and applicants may apply for either single- or multiyear funding. Immediate Opportunity grants have a minimum local match of 20.0% of the project's funding unless it is deemed that the applying city or county is economically distressed. Local Development grants normally have a local match of 50.0%. The percentage of RISE funding awarded can vary depending on the project. Eligible and noneligible activities for RISE funding can be found in Iowa Administrative Code 761-163.8.

Additional factors that are considered when deciding on Immediate Opportunity or Local Development Projects to fund include:

- The impact of the proposed project on other businesses in competition with the business being considered for assistance. The DOT is required to make a good-faith effort to identify competing Iowa businesses already in place, and determine the probability that the project will displace employees of existing businesses. When determining the impact on businesses in competition with the business applying for funding, jobs created as a result of existing jobs being displaced are not considered jobs created.
- When considering the economic impact to the State of the project, consideration can vary depending on the following factors: a business with a greater percentage of out-of-state sales, a business with a higher proportion of in-state suppliers, a project that would create more diversity in the State economy, a business with fewer in-state competitors, potential for future job growth, and projects that are not a retail operation.
- Jobs that have a higher wage scale, have a lower turnover rate, are full-time, or are career-type positions are to be given more consideration for funding. Businesses that have wage scales substantially lower than existing Iowa businesses in the area are to be of less consideration for funding.
- If the business has a record of violations in a consistent pattern, the project will be of less consideration for funding. The DOT will make a good-faith effort to obtain this information.
- If a business has, within three years of application for funding, acquired or merged with an Iowa corporation or company, the business must make a good-faith effort to hire employees of the merged or acquired company.
- To be eligible for assistance, a business should prefer hiring residents of the State or the area near the development, with out-of-state employees offered a transfer to Iowa or the development area being an exception.
- All known required environmental permits must be granted and regulations met before funds are released.

Additional information on requirements and past applications can be found on the Department of Transportation's website at: iowadot.gov/systems_planning/Grant-Programs/Revitalize-Iowas-Sound-Economy-RISE-Program.

Awards

During FY 2020, an application was approved for $8.5 million for a project in Bondurant that is estimated to create 1,000 jobs. This was an Immediate Opportunity application that was later changed to a Local Development grant. As such, the grant is no longer contingent on the number of jobs the project would create, but rather the requirements for a Local Development grant. Due to the change, the jobs that are expected to be created are not counted toward those created by the RISE grant.

The following charts show the total dollars awarded in RISE funds and the jobs created or retained due to the RISE Program from FY 2015 to FY 2020.

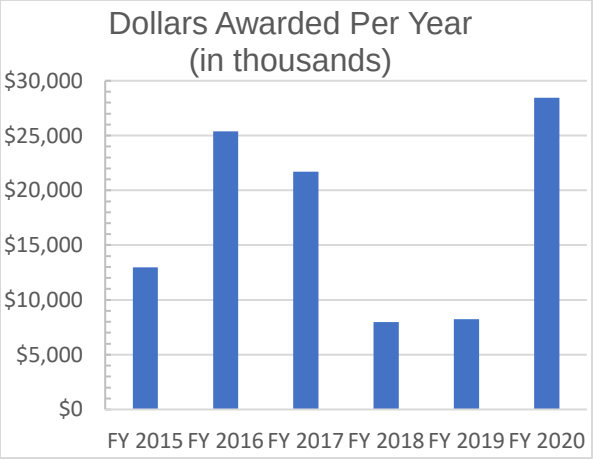

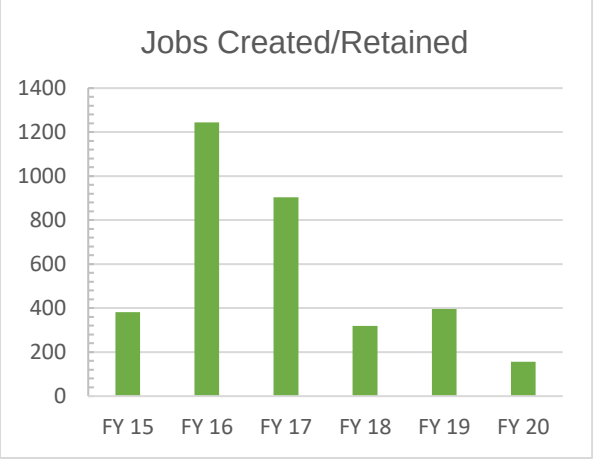

The following charts show the dollars of RISE grants awarded to counties and cities, and the dollars of RISE grants awarded to Local Development Projects and Immediate Opportunity Projects for FY 2015 to FY 2020.

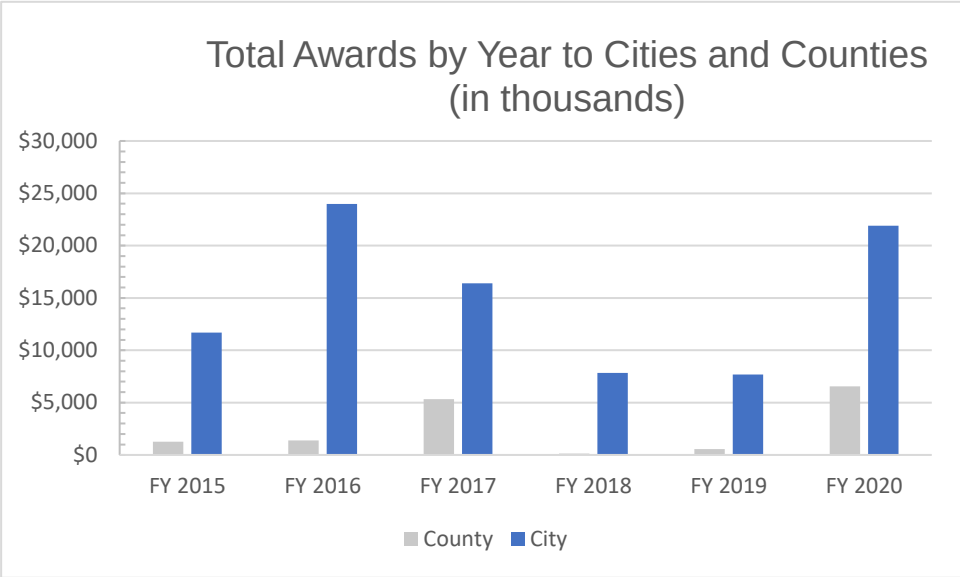

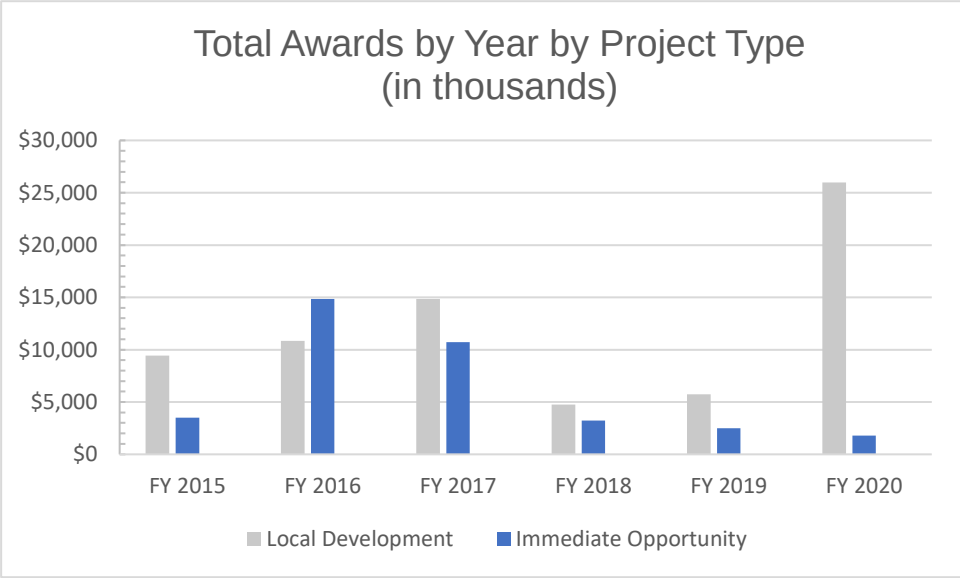

Doc ID 1155981

FISCAL TOPICS
Fiscal Services Division
January 7, 2021

LEGISLATIVE SERVICES AGENCY
Serving the Iowa Legislature

Ground Floor, State Capitol Building Des Moines, Iowa 50319 515.281.3566

Transportation Investment Moves the Economy in the Twenty-First Century (TIME-21) Fund

Background

The Transportation Investment Moves the Economy in the Twenty-First Century (TIME-21) Fund was created during the 2007 Legislative Session.[1] The purpose of this Fund was to create an additional revenue source to help fund maintenance and construction of the State's roadways. This need was due to what was considered a "perfect storm" of road funding issues in the early 2000s. In FY 2009, the Department of Transportation (DOT) was required to conduct an analysis of TIME-21 funding, as well as the Road Use Tax Fund (RUTF).[2] The analysis outlined the issues that made up this "perfect storm" as follows:

- **A large and aging public roadway system** comprised of more than 114,000 miles and 25,000 structures. The system was primarily developed over a 20-year period from 1940 to 1960, which meant much of the system needed reinvestment.
- **Increasing demands on the public roadway system** as roadway travel gradually increased, especially with regard to large truck traffic. This growth was the result of an increase in renewable fuel production across Iowa, which resulted in an increase of approximately 600,000 truckloads of corn annually.
- **Flattening revenue available for public roadway improvements** from the RUTF and federal Highway Trust Fund (HTF).
- **Increasing inflation of construction costs**, which dramatically reduced the buying power of limited funding.

These issues combined to create uncertainty in Iowa roadway funding, and TIME-21 was created to help ensure there was proper funding. The revenue for TIME-21 was created by changing vehicle registration fees as well as increasing trailer and title fees. TIME-21 is set to be repealed June 30, 2028.

The analysis conducted by the DOT can be found at: iowadot.gov/transportation2020.

Fund Revenue

TIME-21 is allocated moneys from the RUTF on a monthly basis from the following sources:

- Ten dollars from each fee collected from the issuance of a certificate of title, $8 from each fee collected for issuance of a certificate for a returned vehicle, and each fee collected for issuance of a salvage certificate of title.
- One-half of the amount received from trailer registration fees with an empty weight of 2,000 pounds or less, two-thirds of the amount received from trailer registration fees collected from trailers with an empty weight of more than 2,000 pounds, and one-third of trailer registration fees received from travel trailers and fifth-wheel trailers.

[1] 2007 Iowa Acts, ch. 200, §1.
[2] 2008 Iowa Acts, ch. 1113, §26.

More Information

Department of Transportation: www.iowadot.gov
LSA Staff Contact: Austin Brinks (515.725.2200) austin.brinks@legis.iowa.gov

- The revenue collected from annual motor vehicle registration fees for passenger cars, multipurpose vehicles, and motor trucks.

Revenue from the fees listed above is deposited into the RUTF until they reach $392.0 million. The fees in excess of $392.0 million are credited to TIME-21 until a cap of $225.0 million is reached. Fees collected that are in excess of $225.0 million are again credited to the RUTF.

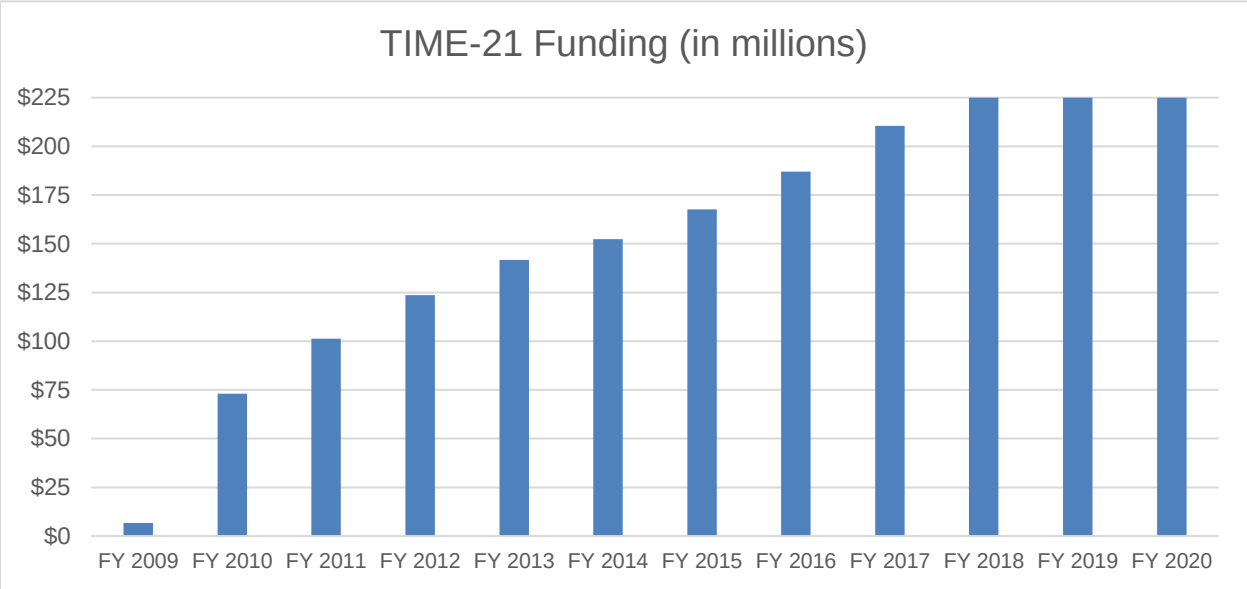

The revenue allocated to TIME-21 has steadily increased over the years. In FY 2018, the fees deposited in TIME-21 reached the $225.0 million cap for the first time. It has since reached the cap on each subsequent year after FY 2018.

Fund Distributions

As mentioned above, revenue to the TIME-21 Fund is capped at $225.0 million annually, with excess funds deposited into the RUTF. This cap was established in 2009 Iowa Acts, chapter 130, section 45, subsection 2. TIME-21 distribution formula is as follows:

- Sixty percent is deposited into the Primary Road Fund (PRF) to be used exclusively for highway maintenance and construction. This includes the purchase of right-of-way, but does not include project planning and design. Projects that are eligible for funding under TIME-21 are given priority depending on the type of project. The completion of projects on highways designated as access highways have the highest priority. Projects on highways in the commercial and industrial highway network that are included in the DOT's five-year plan for the primary road system are given the next priority. Within these projects, priority is given to projects in areas of the State that have existing biodiesel, ethanol, or other biorefinery plants. The lowest priority outlined for TIME-21 funding is projects on interstate highways.
- Twenty percent is deposited in the secondary road fund to be used by counties. Counties may use these funds for construction and maintenance on secondary road bridges and on highways in the farm-to-market road system. At least 10.0% of the moneys allocated to counties is to be used for bridge construction, repair, and maintenance, with priority given to projects that aid the support of economic development and job creation.
- Twenty percent is deposited in the street construction fund of cities to be used to sustain and improve the municipal street system.

The following chart shows the distributions from the TIME-21 Fund.

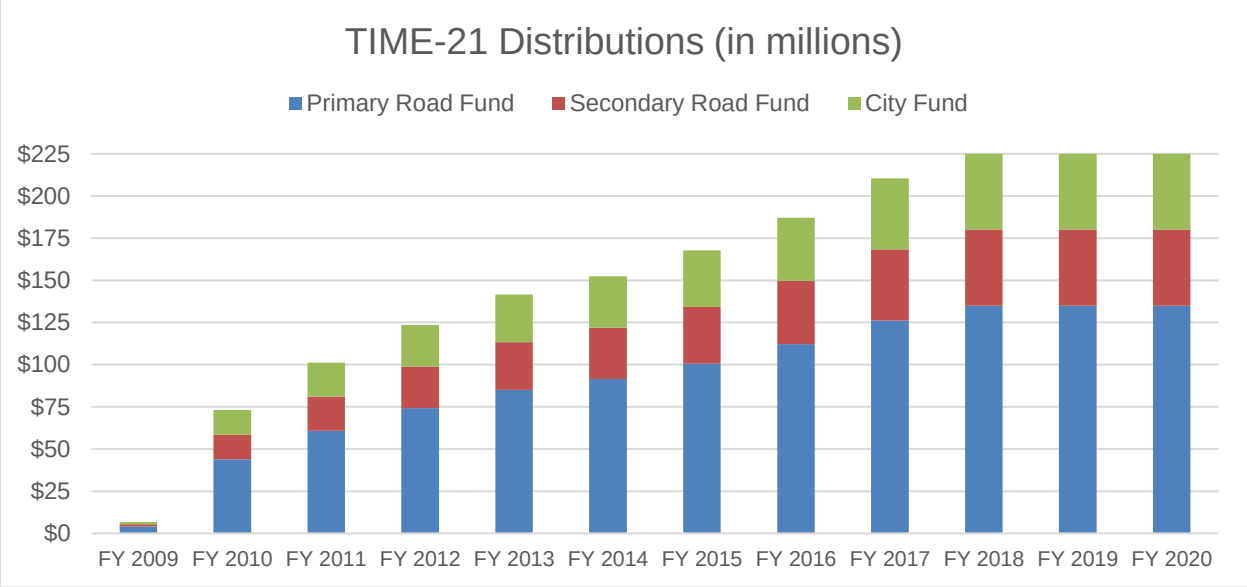

Funds distributed to cities and counties can be found at iowadot.gov/local_systems/City-Reports-and-Funding.

Doc ID 1156174

FISCAL TOPICS

Fiscal Services Division

December 29, 2017

Ground Floor, State Capitol Building Des Moines, Iowa 50319 515.281.3566

Statutory Off-the-Top Allocations from the Road Use Tax Fund — FY 2017

This ***Fiscal Topic*** will examine the statutory allocations from the Road Use Tax Fund (RUTF) in FY 2017. The RUTF is the main collection point for road funding revenue in Iowa. Revenue deposited in the RUTF is distributed to four different road funds by formula set out in Iowa Code section 312.2, as displayed on the right.

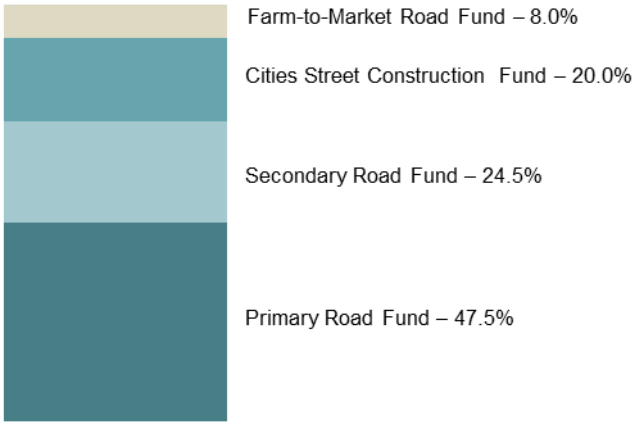

Prior to distribution, some revenue is diverted to the TIME-21 Fund,[1] off-the-top statutory allocations, and appropriations[2] which reduce the funds available for distribution. Off-the-top statutory allocations are distributed by Code. There are a total of 18 separate allocations that are:

- Static amounts set in Code.
- Amounts based upon formula.
- Amounts based upon Department requirements.

In FY 2017, a total of $124.4 million in off-the-top statutory allocations were distributed, as displayed on the right.

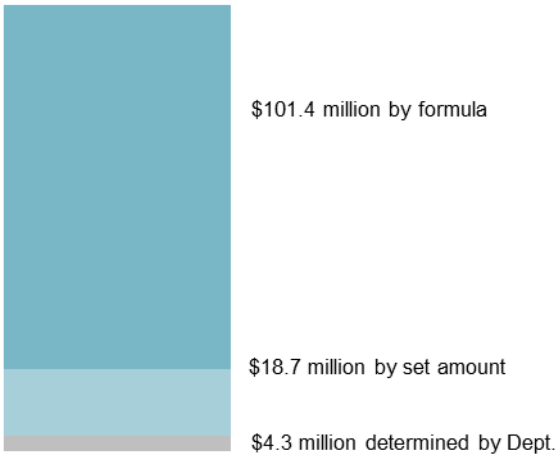

[1] The TIME-21 Fund was created in 2008. The TIME-21 Fund receives all annual vehicle registration fees in excess of $392 million, along with increases in trailer registration fees, and title and salvage title fee increases per Iowa Code ch. 312A. In FY 2017, the TIME-21 Fund collected $210.2 million in revenue.

[2] In FY 2017, there was a total of $52.9 million in appropriations.

More Information

Iowa General Assembly: www.legis.iowa.gov
LSA Staff Contact:Michael Guanci (515.729.7755) michael.guanci@legis.iowa.gov

The following table briefly describes each allocation and amount for FY 2017.

Allocated to:	FY 2017	Formula	Year Enacted
Commercial and Industrial Network (CIN) Allocation to the Primary Road Fund (PRF) for construction and maintenance on the CIN. The Network consists of highways within the primary road system that meet certain standards determined by the DOT Commission. The purpose of the Network is to enhance the State's economy through an improved flow of commerce and safer travel and to better connect Iowa with regional, national, and international markets.	$36.0 million	10.0% of total new registration fees collected.	1989
Revitalize Iowa's Sound Economy (RISE) Supports the RISE program. RISE funds are divided between the DOT, counties, and cities for road projects that support economic development. (Iowa Code ch. 315).	**State:** $24.2 million **County:** $6.1 million **City:** $12.1 million	1.75 cents per gallon to RISE DOT: 1.0 cent Counties: 0.25 cent Cities: 0.50 cent Iowa Code section 312.2(9)	1985
Secondary Road Fund Allocation to the Secondary Road Fund to correct imbalances in the RISE Fund. When RISE was created, the DOT received one cent of Motor Fuel Excise Tax, and both counties and cities received half of one cent of excise tax. RISE funding for counties exceeded demand, and this allocation redirects one half of the previous portion of county RISE funds directly to the Secondary Road Fund.	$6.1 million	An amount equal to 0.25 cent per gallon of motor fuel excise tax. • Iowa Code section 312.2(10)	1989
Parks and Institutional Roads Appropriation to the DOT to support the construction and maintenance of State-owned roads. The Transportation Commission approves State agency requests to build and maintain roadways and bridges on State-owned land. In 2015, this allocation supported an estimate 600 miles of roads.	$9.6 million	An amount equal to 0.65% of all RUTF receipts. • Iowa Code section 312.2(2)	1978
Traffic Safety Projects Funds the Traffic Safety Improvement Program (TSIP) administered by the DOT. The TSIP provides grants to cities and counties for safety improvement projects. Applications are made for one of three categories: site-specific construction improvement, traffic control devices, and research or public information.	$7.4 million	An amount equal to 0.5% of all RUTF receipts. • Iowa Code section 312.2(11)	1987
Primary Road Fund Allocation to the PRF enacted to offset the impact of reduced funds to the PRF due to changes to the distribution formula and off-the-top appropriations in the 1977 and 1979 legislative sessions.	$7.1 million	$7.1 million per year. • Iowa Code section 312.2(4)	1978
Primary Road Fund Allocation to the PRF enacted to compensate for increased highway wear associated with higher truck weight limits.	$4.4 million	$4.4 million per year. • Iowa Code section 312.2(7)	1980
Secondary and Urban Expenses Allocation to the PRF to pay expenses incurred by the DOT for services to county and city jurisdictions, excluding primary road extensions in cities.	$500,000	$500,000 per year. • Iowa Code section 312.2(2)	1958

Allocated to:	FY 2017	Formula	Year Enacted
Farm-to-Market Fund Allocation to the Farm-to-Market Road Fund to compensate for increased highway wear associated with higher truck weight limits.	$1.5 million	$1.5 million per year. • Iowa Code section 312.2(7)	1980
Living Roadway Trust Fund Allocation to the Living Roadway Trust Fund to develop roadside vegetation to act as natural windbreaks, wildlife habitat, and roadside erosion control. The Fund is created in Iowa Code section 314.21, and funding is allocated as follows: 56.0% to the DOT, 30.0% to counties, and 14.0% to cities.	$100,000 $150,000	Two allocations of $100,000 and $150,000 per year. • Iowa Code section 312.2(6) • Iowa Code section 312.2(8)	1989
Railroad Crossing Surface Repair Fund Funds railroad companies and highway jurisdictions in repairing railroad crossings surfaces. Projects are intended to maintain a safe and smooth intersection.	$900,000	$900,000 per year. • Iowa Code section 312.2(2)	1978
Railroad Crossing Safety Fund Funds railroad companies in maintaining crossing signals installed since 1973.	$700,000	$700,000 per year. • Iowa Code section 312.2(2)	1958
Secondary Bridge Fund Allocation to the County Bridge Construction Fund for construction and reconstruction of county bridges.	$2.0 million	$2.0 million per year. • Iowa Code section 312.2(12)	1989
City Bridge Fund Allocation to the City Bridge Fund to support the construction and maintenance of city bridges.	$500,000	$500,000 per year. • Iowa Code section 312.2(12)	1990
Driver's License Suspension Personal Delivery of Service Funds the cost associated with the personal delivery of driver's license suspension notices by law enforcement officers.	$225,000	An allocation of $225,000 or enough to fund the cost of personal delivery of driver's license suspension notices by law enforcement officers. • Iowa Code section 321.211	1978
County Treasurer's Equipment (Reg. & Licenses) Supports automation and telecommunications equipment and support for vehicle registration and titling, and driver licensing at county treasurer's offices.	$650,000	$650,000 per year. • Iowa Code section 312.2(13)	1991
License Plate Production Authorizes funds sufficient to pay the costs for purchasing certificates of title and registration forms, supplies, materials, and prison labor used in the manufacture of license plates, emblems, and validation stickers.	$4.1 million	An allocation sufficient to pay the costs of producing license plates. • Iowa Code section 312.2(3)	1973
Fuel Tax Refunds Transfer to the Iowa Department of Revenue to reimburse General Fund expenditures for income and sales tax refunds to individuals and corporations.	$204,000	• Iowa Code section 422.110 through 422.112.	

Infrastructure Section

Analysis of the Governor's Budget Recommendations

The following section contains the Governor's FY 2022 Recommendations for the Infrastructure Appropriations Act.

INFRASTRUCTURE

Overview and Funding History

Infrastructure Overview: Primary infrastructure funding sources for FY 2022 include the Rebuild Iowa Infrastructure Fund (RIIF) and the Technology Reinvestment Fund (TRF). The RIIF is principally funded from wagering taxes paid to the State by Iowa casinos after specific allocations in accordance with Iowa Code section 8.57. Generally, wagering tax revenue comprises 75.00% to 85.00% of the revenue deposited in the RIIF. By statute, the TRF receives a standing appropriation of $17,500,000 from the General Fund. *However, the Governor is recommending the TRF receive $35,000,000 from the General Fund in FY 2022 and $25,000,000 in FY 2023.* Over the past several years, the TRF has received funding from the RIIF rather than the General Fund. The last time the TRF received funding from the General Fund was FY 2015.

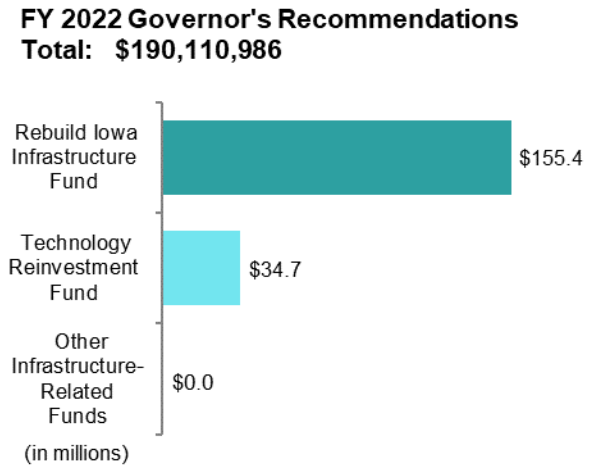

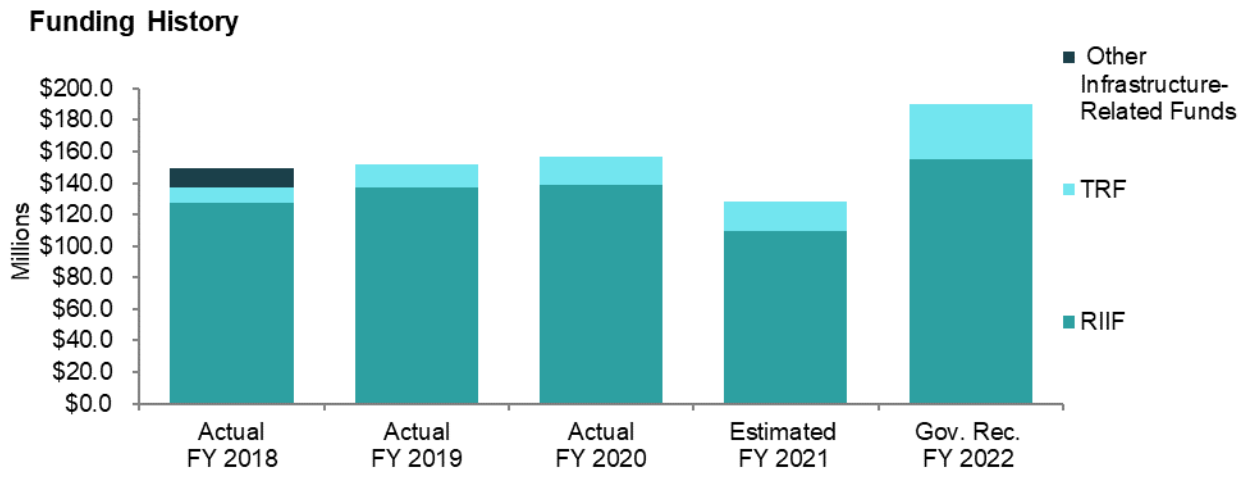

Other Fund Recommendations

The table on the following pages shows total recommended appropriations of $190,036,986, which includes $155,413,691 from the RIIF and $34,623,295 from the TRF. The total for the RIIF does not reflect the $42,000,000 appropriation from the RIIF for the Environment First Fund (EFF). The RIIF balance sheet will reflect the $42,000,000 EFF, which results in total recommended appropriations of $197,413,691. The table includes all infrastructure appropriations from the RIIF and TRF. See **Appendix E** for the balance sheets for each of the funds, which list the Governor's recommendations for projects from those funds. Funding sources are denoted by an acronym at the end of the appropriation name. See **Appendix A** for acronym definitions.

	Actual FY 2020 (1)	Estimated FY 2021 (2)	Gov Rec FY 2022 (3)	Gov Rec FY 22 vs Est FY 21 (4)
Administrative Services Capitals				
Administrative Services - Capitals				
Major Maintenance - RIIF	$ 20,000,000	$ 12,000,000	$ 20,000,000	$ 8,000,000
Routine Maintenance (Standing) - RIIF	2,000,000	1,000,000	2,000,000	1,000,000
DGS Capitol Complex Security - RIIF	0	250,000	0	-250,000
Total Administrative Services Capitals	$ 22,000,000	$ 13,250,000	$ 22,000,000	$ 8,750,000
Agriculture and Land Stewardship, Dept of				
Agriculture and Land Stewardship				
Water Quality Initiative - RIIF	$ 5,200,000	$ 5,200,000	$ 5,200,000	$ 0
Renewable Fuels Infra Fund - RIIF	3,000,000	3,000,000	5,000,000	2,000,000
Total Agriculture and Land Stewardship, Dept of	$ 8,200,000	$ 8,200,000	$ 10,200,000	$ 2,000,000
Blind Capitals, Department for the				
Dept. for the Blind Capitals				
Building Repairs - RIIF	$ 0	$ 0	$ 139,100	$ 139,100
Total Blind Capitals, Department for the	$ 0	$ 0	$ 139,100	$ 139,100
Chief Information Officer, Office of the				
Chief Information Officer, Office of the				
IT Consolidation - TRF	$ 1,000,000	$ 0	$ 0	$ 0
Workday System - TRF	0	0	17,000,000	17,000,000
Total Chief Information Officer, Office of the	$ 1,000,000	$ 0	$ 17,000,000	$ 17,000,000
Corrections Capitals				
Corrections Capitals				
DOC Capitals Request - RIIF	$ 150,000	$ 0	$ 5,242,619	$ 5,242,619
DOC Technology - TRF	629,000	500,000	210,000	-290,000
Total Corrections Capitals	$ 779,000	$ 500,000	$ 5,452,619	$ 4,952,619
Cultural Affairs, Department of				
Cultural Affairs, Dept. of				
Great Places Infrastructure Grants - RIIF	$ 1,000,000	$ 1,000,000	$ 1,000,000	$ 0
YMCA Strengthen Community Grants - RIIF	250,000	250,000	250,000	0
Total Cultural Affairs, Department of	$ 1,250,000	$ 1,250,000	$ 1,250,000	$ 0

Other Fund Recommendations continued

	Actual FY 2020 (1)	Estimated FY 2021 (2)	Gov Rec FY 2022 (3)	Gov Rec FY 22 vs Est FY 21 (4)
Economic Development Authority				
Economic Development Authority				
Community Attraction & Tourism Grants - RIIF	$ 5,000,000	$ 5,000,000	$ 5,000,000	$ 0
Regional Sports Authorities - RIIF	500,000	500,000	500,000	0
World Food Prize Borlaug/Ruan Scholar - RIIF	300,000	0	0	0
Vacant State Bldgs Rehab Fund - RIIF	1,000,000	0	1,000,000	1,000,000
Vacant State Bldg Demolition Fund - RIIF	1,000,000	0	1,000,000	1,000,000
Iowa Independence Innovation Center- RIIF	200,000	800,000	0	-800,000
Total Economic Development Authority	$ 8,000,000	$ 6,300,000	$ 7,500,000	$ 1,200,000
Education, Department of				
Education, Dept. of				
Statewide Ed Data Warehouse - TRF	$ 600,000	$ 600,000	$ 600,000	$ 0
ICN Part III Leases & Maintenance - TRF	2,727,000	2,727,000	2,727,000	0
Education, Dept. of	$ 3,327,000	$ 3,327,000	$ 3,327,000	$ 0
Iowa PBS				
Iowa PBS Equipment Replacement - TRF	$ 500,000	$ 1,000,000	$ 1,998,600	$ 998,600
Total Education, Department of	$ 3,827,000	$ 4,327,000	$ 5,325,600	$ 998,600
Ethics and Campaign Disclosure Board, Iowa				
Campaign Finance Disclosure				
Electronic Filing - TRF	$ 0	$ 500,000	$ 500,000	$ 0
Total Ethics and Campaign Disclosure Board, Iowa	$ 0	$ 500,000	$ 500,000	$ 0
General Assembly Capitals				
Legislature-Capitals				
Capitol Bldg Gutter Replacement - RIIF	$ 0	$ 1,250,000	$ 1,250,000	$ 0
State Capitol Maintenance Fund - RIIF	500,000	500,000	500,000	0
Total General Assembly Capitals	$ 500,000	$ 1,750,000	$ 1,750,000	$ 0
Homeland Security and Emergency Mgmt				
Homeland Security & Emergency Mgmt				
Mass Notification & Emer Messaging - TRF	$ 400,000	$ 400,000	$ 400,000	$ 0
Total Homeland Security and Emergency Mgmt	$ 400,000	$ 400,000	$ 400,000	$ 0
Human Rights, Department of				
Human Rights, Dept. of				
Criminal Justice Info System (CJIS) - TRF	$ 1,200,000	$ 1,400,000	$ 1,400,000	$ 0
Justice Data Warehouse - TRF	157,980	157,980	187,980	30,000
Total Human Rights, Department of	$ 1,357,980	$ 1,557,980	$ 1,587,980	$ 30,000
Human Services, Department of				
Assistance				
Nursing Facility Construction/Impr - RIIF	$ 500,000	$ 500,000	$ 0	$ -500,000
ChildServe - RIIF	0	0	500,000	500,000
Total Human Services, Department of	$ 500,000	$ 500,000	$ 500,000	$ 0

Other Fund Recommendations continued

	Actual FY 2020 (1)	Estimated FY 2021 (2)	Gov Rec FY 2022 (3)	Gov Rec FY 22 vs Est FY 21 (4)
Human Services Capitals				
Human Services - Capitals				
ADA Capitals - RIIF	$ 0	$ 596,500	$ 0	$ -596,500
Major Projects - RIIF	0	0	6,500,000	6,500,000
Medicaid Technology - TRF	1,228,535	1,979,319	1,625,363	-353,956
FACS System Replacement - TRF	5,525,660	0	0	0
State Poison Control Center - TRF	0	34,000	34,000	0
Total Human Services Capitals	$ 6,754,195	$ 2,609,819	$ 8,159,363	$ 5,549,544
Inspections and Appeals, Department of				
Inspections and Appeals, Dept. of				
CAB Foster Care Registry - TRF	$ 0	$ 0	$ 350,000	$ 350,000
Public Defender				
Online Claims Development - TRF	$ 50,000	$ 0	$ 0	$ 0
Total Inspections and Appeals, Department of	$ 50,000	$ 0	$ 350,000	$ 350,000
Iowa Finance Authority				
Iowa Finance Authority				
State Housing Trust Fund (STND) - RIIF	$ 3,000,000	$ 3,000,000	$ 3,000,000	$ 0
State Housing Trust Fund - RIIF	50,000	0	0	0
Total Iowa Finance Authority	$ 3,050,000	$ 3,000,000	$ 3,000,000	$ 0
Judicial Branch				
Judicial Branch				
County Courthouse Technology - TRF	$ 0	$ 163,000	$ 433,100	$ 270,100
Total Judicial Branch	$ 0	$ 163,000	$ 433,100	$ 270,100
Judicial Branch Capitals				
Judicial Branch Capitals				
Judicial Building Improvements -RIIF	$ 0	$ 400,000	$ 0	$ -400,000
Justice Center Furniture & Equip - RIIF	193,620	211,455	2,522,990	2,311,535
Total Judicial Branch Capitals	$ 193,620	$ 611,455	$ 2,522,990	$ 1,911,535
Law Enforcement Academy				
Iowa Law Enforcement Academy				
ILEA Facility Remodel - RIIF	$ 10,826,911	$ 280,000	$ 0	$ -280,000
ILEA Technology Projects - TRF	15,000	400,000	0	-400,000
Total Law Enforcement Academy	$ 10,841,911	$ 680,000	$ 0	$ -680,000
Management, Department of				
Management, Dept. of				
Searchable Online Databases - TRF	$ 45,000	$ 45,000	$ 45,000	$ 0
Iowa Grants Mgmt Implementation - TRF	50,000	70,000	70,000	0
Local Gov't Budget & Property Tax System - TRF	120,000	624,000	120,000	-504,000
Socrata License - TRF	0	0	371,292	371,292
Total Management, Department of	$ 215,000	$ 739,000	$ 606,292	$ -132,708
Natural Resources, Department of				
Natural Resources				
Water Trails Low Head Dam Prog. - RIIF	$ 500,000	$ 250,000	$ 500,000	$ 250,000
Total Natural Resources, Department of	$ 500,000	$ 250,000	$ 500,000	$ 250,000

Other Fund Recommendations continued

	Actual FY 2020 (1)	Estimated FY 2021 (2)	Gov Rec FY 2022 (3)	Gov Rec FY 22 vs Est FY 21 (4)
Natural Resources Capitals				
Natural Resources Capitals				
Lake Restoration & Water Quality - RIIF	$ 9,600,000	$ 8,600,000	$ 9,600,000	$ 1,000,000
State Park Infrastructure - RIIF	2,000,000	1,000,000	2,000,000	1,000,000
Total Natural Resources Capitals	$ 11,600,000	$ 9,600,000	$ 11,600,000	$ 2,000,000
Public Defense, Department of				
Public Defense, Dept. of				
Technology Projects - TRF	$ 0	$ 0	$ 100,000	$ 100,000
Total Public Defense, Department of	$ 0	$ 0	$ 100,000	$ 100,000
Public Defense Capitals				
Public Defense Capitals				
Facility/Armory Maintenance - RIIF	$ 1,000,000	$ 1,000,000	$ 1,000,000	$ 0
Modernization of Readiness Ctrs - RIIF	1,000,000	1,000,000	1,800,000	800,000
Camp Dodge Infrastructure Upgrades - RIIF	250,000	250,000	250,000	0
Total Public Defense Capitals	$ 2,250,000	$ 2,250,000	$ 3,050,000	$ 800,000
Public Health, Department of				
Public Health, Dept. of				
State Medical Examiner Office - TRF	$ 0	$ 395,000	$ 0	$ -395,000
Consolidate AMANDA Instances - TRF	796,800	0	0	0
Total Public Health, Department of	$ 796,800	$ 395,000	$ 0	$ -395,000
Public Safety, Department of				
Public Safety, Dept. of				
State Interop. Comm. System - RIIF	$ 3,719,355	$ 3,960,945	$ 4,114,482	$ 153,537
Ballistic Vests - RIIF	0	467,500	0	-467,500
Bomb Suits - RIIF	0	384,000	0	-384,000
Portable Bomb Tech Kits - RIIF	0	0	565,000	565,000
Criminal History Record System - TRF	0	0	600,000	600,000
Oracle Database Appliance - TRF	0	0	280,000	280,000
DPS HQ Data Center UPS Replacement - TRF	0	0	74,000	74,000
Total Public Safety, Department of	$ 3,719,355	$ 4,812,445	$ 5,633,482	$ 821,037
Public Safety Capitals				
Public Safety Capitals				
Lab Information Mgmt System - TRF	$ 300,000	$ 0	$ 0	$ 0
Virtual Storage Archival System - TRF	290,000	0	0	0
DCI Lab Evidence Mgmt System - TRF	80,000	0	0	0
ISP Aircraft - RIIF	0	1,713,170	0	-1,713,170
Investigation Tools - RIIF	0	0	212,000	212,000
ISP Emergency Rescue Vehicles - RIIF	0	0	232,500	232,500
DCI Lab Spectrometer - RIIF	325,000	0	0	0
Explosives Trace Detectors - RIIF	29,000	0	0	0
Post 16 Technology Upgrade - TRF	250,000	0	0	0
Human Trafficking Hotel/Motel Training Sys - TRF	0	0	98,000	98,000
Total Public Safety Capitals	$ 1,274,000	$ 1,713,170	$ 542,500	$ -1,170,670
Regents, Board of				
Regents, Board of				
Regents Tuition Replacement - RIIF	$ 28,098,870	$ 28,268,466	$ 28,100,000	$ -168,466
Total Regents, Board of	$ 28,098,870	$ 28,268,466	$ 28,100,000	$ -168,466

Other Fund Recommendations continued

	Actual FY 2020 (1)	Estimated FY 2021 (2)	Gov Rec FY 2022 (3)	Gov Rec FY 22 vs Est FY 21 (4)
Regents Capitals				
Regents Capitals				
ISU - Student Innovation Center - RIIF	$ 7,000,000	$ 6,625,000	$ 13,375,000	$ 6,750,000
ISU - College of Veterinary Medicine - RIIF	12,500,000	8,900,000	12,500,000	3,600,000
ISD - Long Hall Renovation - RIIF	3,000,000	1,325,000	0	-1,325,000
UNI - Industrial Tech Center - RIIF	0	1,000,000	13,000,000	12,000,000
Total Regents Capitals	$ 22,500,000	$ 17,850,000	$ 38,875,000	$ 21,025,000
Revenue, Department of				
Revenue, Dept. of				
Tax System Modernization - TRF	$ 0	$ 4,070,460	$ 4,070,460	$ 0
Total Revenue, Department of	$ 0	$ 4,070,460	$ 4,070,460	$ 0
Secretary of State, Office of the				
Secretary of State				
Voter Registration System Update - TRF	$ 2,100,000	$ 1,400,000	$ 1,400,000	$ 0
Total Secretary of State, Office of the	$ 2,100,000	$ 1,400,000	$ 1,400,000	$ 0
State Fair Authority Capitals				
State Fair Authority Capitals				
Renovation of 4-H Building - RIIF	$ 500,000	$ 4,500,000	$ 0	$ -4,500,000
Historical Building Task Force - RIIF	500,000	0	0	0
Total State Fair Authority Capitals	$ 1,000,000	$ 4,500,000	$ 0	$ -4,500,000
Telecommunications and Tech Commission				
Iowa Communications Network				
Firewall/Ddos Protection - TRF	$ 0	$ 2,071,794	$ 0	$ -2,071,794
Total Telecommunications and Tech Commission	$ 0	$ 2,071,794	$ 0	$ -2,071,794
Transportation, Department of				
Transportation, Dept. of				
Recreational Trails Grants - RIIF	$ 1,500,000	$ 1,000,000	$ 1,500,000	$ 500,000
Public Transit Infra Grants - RIIF	1,500,000	500,000	1,500,000	1,000,000
Railroad Revolving Loan & Grant - RIIF	1,000,000	500,000	1,000,000	500,000
Commercial Aviation Infra Grants - RIIF	1,900,000	1,000,000	1,500,000	500,000
General Aviation Infra Grants - RIIF	1,000,000	650,000	1,000,000	350,000
Total Transportation, Department of	$ 6,900,000	$ 3,650,000	$ 6,500,000	$ 2,850,000
Treasurer of State, Office of				
Treasurer of State				
County Fair Improvements - RIIF	$ 1,060,000	$ 1,060,000	$ 1,060,000	$ 0
Total Treasurer of State, Office of	$ 1,060,000	$ 1,060,000	$ 1,060,000	$ 0
Veterans Affairs, Department of				
Veterans Affairs, Dept. of				
DVA Fire/Energy/ADA Improvements - RIIF	$ 0	$ 50,000	$ 0	$ -50,000
Technology Equipment - TRF	5,000	21,000	2,500	-18,500
Total Veterans Affairs, Department of	$ 5,000	$ 71,000	$ 2,500	$ -68,500
Veterans Affairs Capitals				
Veterans Affairs Capitals				
Mech & Electrical Dist Systems - RIIF	$ 6,134,840	$ 0	$ 0	$ 0
Total Veterans Affairs Capitals	$ 6,134,840	$ 0	$ 0	$ 0

Rebuild Iowa Infrastructure Fund

Current Law RIIF Appropriations

Under current law, $110,125,000 in previously enacted and standing appropriations is funded from the RIIF for FY 2022. Standing appropriations are established in the Iowa Code and are funded each year unless the General Assembly decides to amend the appropriation for that year. The standing appropriations are listed below.

FY 2022 Standing Appropriations

Environment First Fund — This standing appropriation provides funding to the Agriculture and Natural Resources Subcommittee, which appropriates funding for the Department of Agriculture and Land Stewardship and the Department of Natural Resources.	$42,000,000
Iowa Finance Authority **State Housing Trust Fund** — This appropriation funds low-income housing through two programs: the Local Housing Trust Fund Program and the Project-Based Housing Program.	$3,000,000
Department of Administrative Services **Routine Maintenance** — This appropriation funds routine maintenance expenditures for buildings on the Capitol Complex occupied by the Department of Corrections (DOC), the Department of Human Services (DHS), and other State agencies.	$2,000,000
Legislative Branch **State Capitol Maintenance Fund** — This funding is intended to maintain the Iowa State Capitol Building and the Ola Babcock Miller Building. The funding is under the authority of the Legislative Council.	$500,000

Appropriations Previously Enacted FY 2017 – FY 2024

In addition to the standing appropriations listed above, the General Assembly has enacted the following appropriations. Bolded years will be funded in FY 2021 and beyond.

Department of Administrative Services		
Major Maintenance — The General Assembly has appropriated a total of $116,500,000 for major maintenance over six years beginning in FY 2019. The Department has developed a plan to allocate this funding as it becomes available. Additional explanation is under Discussion Items.	FY 2019 FY 2020 FY 2021 **FY 2022** **FY 2023** **FY 2024**	$24,500,000 $20,000,000 $12,000,000 **$20,000,000** **$20,000,000** **$20,000,000**
Economic Development Authority		
Vacant State Buildings Rehabilitation — The Vacant State Buildings Rehabilitation Fund was established in the 2019 Legislative Session to provide loans to rehabilitate or redevelop vacant buildings owned by the State that are no longer used for a State purpose.	FY 2020 FY 2021 **FY 2022**	$1,000,000 $0 **$1,000,000**
Department of Human Services		
ChildServe Facility Expansion — This appropriation will be used to remodel and renovate the ChildServe facility in Johnston, Iowa. The project will expand the facility by 14,000 square feet and remodel another 16,000. The funding will also be used to remodel one group home that serves young adults. The total cost of the project is estimated at $5,700,000. ChildServe also received an appropriation of $500,000 in FY 2019.	**FY 2022**	**$500,000**
General Assembly		
Gutter Replacement — These appropriations will fund the replacement of the gutters for the Capitol Building.	**FY 2021** **FY 2022**	**$1,250,000** **$1,250,000**
Board of Regents		
ISU Veterinary Diagnostic Laboratory (VDL) — This appropriation will support the construction of a new VDL. The ISU VDL is the State of Iowa's official veterinary diagnostic laboratory and is the only fully accredited and full-service veterinary diagnostic laboratory in Iowa. This facility houses the Department of Veterinary Diagnostic and Production Animal Medicine at the College of Veterinary Medicine at ISU.	FY 2019 FY 2020 FY 2021 **FY 2022** **FY 2023** **FY 2024**	$1,000,000 $12,500,000 $8,900,000 **$12,500,000** **$12,500,000** **$16,100,000**
ISU Student Innovation Center — These appropriations fund construction of a new facility that is intended to support student innovation. The building will house specialized equipment, materials, and tools. Classrooms will accommodate computer-aided design and virtual reality facilities.	FY 2017 FY 2018 FY 2019 FY 2020 FY 2021 **FY 2022**	$1,000,000 $6,000,000 $6,000,000 $7,000,000 $6,625,000 **$13,375,000**
UNI Industrial Technology Center — This appropriation is intended to be used to begin planning the renovation of the Industrial Technology Center at the University of Northern Iowa.	FY 2021 **FY 2022** **FY 2023** **FY 2024**	$1,000,000 **$13,000,000** **$18,000,000** **$8,500,000**

Governor's Recommendations from the RIIF

Department of Agriculture and Land Stewardship (DALS) Projects

- **Water Quality Initiative:** *The Governor is recommending funding of $5,200,000 each year for FY 2022 and FY 2023.* The Governor is also recommending funding for the Water Quality Initiative from the General Fund, EFF, and Natural Resources and Outdoor Recreation Trust Fund. The Governor recommended total appropriations to the Water Quality Initiative of $10,575,000.
- **Renewable Fuels Infrastructure:** *The Governor is recommending funding of $5,000,000 each year for FY 2022 and FY 2023.* The Renewable Fuels Infrastructure Program provides financial assistance to owners or operators of a retail motor fuel site or a biodiesel terminal who wish to convert their equipment to dispense and/or store renewable fuels.

Department for the Blind

Building Repairs: *The Governor is recommending $139,100 in FY 2022 to replace a small boiler and repair portions of the roof.*

Department of Corrections

Clarinda Treatment Complex: *The Governor is recommending $5,242,619 for FY 2022 for a kitchen expansion on the Clarinda Treatment Complex. The Governor is also recommending $4,000,000 in FY 2023.* This remodel is intended to improve operational efficiency, safety, and security. The current kitchen lacks adequate ventilation, heating, and cooling systems.

Department of Cultural Affairs (DCA) Projects

- **Great Places Infrastructure Grants:** *The Governor is recommending $1,000,000 each year for FY 2022 and FY 2023 for the Iowa Great Places Initiative.* The program provides grants for infrastructure projects that are intended to support cultural developments within Iowa communities. The Iowa Great Places Program Fund was created during the 2006 Legislative Session and was first funded in FY 2007.
- **Strengthening Communities Grants:** *The Governor is recommending $250,000 each year for FY 2022 and FY 2023.* These grants fund building improvements in YMCAs located within communities with a population of less than 28,000.

Economic Development Authority (IEDA)

- **Community Attraction and Tourism (CAT) Grants:** *The Governor is recommending $5,000,000 each year for FY 2022 and FY 2023.* The CAT Grants assist communities in the development and creation of multipurpose attraction and tourism facilities. Eligible CAT projects must be permanent recreational, cultural, educational, or entertainment attractions, be available to the general public, and promote tourism in local communities. Eligible applicants include cities, counties, public organizations, or school districts in cooperation with the city or county.
- **Regional Sports Authorities:** *The Governor is recommending $500,000 each year for FY 2022 and FY 2023 for Regional Sports Authorities.* The Regional Sports Authority District Program authorizes the IEDA to certify up to 10 districts for the promotion of youth sports, high school athletics, the Special Olympics, or other nonprofessional sporting events. Each district receives an equal share of the appropriation. Funding is awarded to the convention and visitors bureau (CVB) in each area. The funds are used for marketing and other promotional efforts to attract youth sports, high school athletics, or other sporting events to the communities. In addition, the funds are used for venue rental, facility conversion, timing systems, field preparation, and other expenses related to hosting various sporting events.

Department of Human Services (DHS)

Major Projects: *The Governor is recommending $6,500,000 to renovate dorms at the State Training School in Eldora.* This project will convert open dorms to individual rooms. The DHS expects this change to improve rehabilitation of residents.

Judicial Branch

Courthouse Furniture and Equipment: *The Governor is recommending $2,552,990 for FY 2022 to purchase furniture and equipment for various courts throughout the State.* This appropriation will fund furniture and equipment purchases in Warren, Woodbury, and other counties.

Department of Natural Resources (DNR)

- **Lake Restoration:** *The Governor is recommending $9,600,000 each year for FY 2022 and FY 2023 for lake restoration, dredging, and water quality projects.* The funds are used for projects identified in the Lake Restoration Annual Report and Plan, focusing on the first 35 projects that make up the priority list of 127 lake candidates. The DNR is required to implement the projects in accordance with the Lake Restoration Annual Report and Plan and Iowa Code section 456A.33B. The Report and Plan is submitted annually by January 1 to the Transportation, Infrastructure, and Capitals Appropriations Subcommittee.
- **State Park Infrastructure:** *The Governor is recommending $2,000,000 each year for FY 2022 and FY 2023. The Governor is also recommending funding from the Natural Resources and Outdoor Recreation Trust Fund.* State park infrastructure improvements include replacing sewer lines, upgrading public drinking water systems, replacing shower buildings, constructing restrooms, replacing trail bridges, extending trail areas, and providing open-air interpretive shelters and exhibits.
- **Water Trails and Low Head Dams:** *The Governor is recommending $500,000 each year for FY 2022 and FY 2023.* The funds are used to support grant awards to local entities for water trail enhancements and dam mitigation grants to dam owners, including State and local government entities and private owners, to improve low head dam safety.

Department of Public Defense

- **Facility/Armory Maintenance:** *The Governor is recommending $1,000,000 each year for FY 2022 and FY 2023 for major maintenance projects at National Guard facilities throughout the State.* The funds support major maintenance to the National Guard readiness centers. Projects include roof repairs; upgrades to HVAC, electrical, and plumbing systems; additional classroom and office space; and other major maintenance and improvement projects at all 41 armories and other buildings maintained by the Iowa National Guard.
- **Statewide Readiness Centers:** *The Governor is recommending $1,800,000 each year for FY 2022 and FY 2023 for modernization and improvement projects at National Guard readiness centers around the State.* State funds will be matched one-to-one with federal funds.
- **Camp Dodge Infrastructure Upgrades:** *The Governor is recommending $250,000 each year for FY 2022 and FY 2023 for construction upgrades at the Camp Dodge military installation.* Camp Dodge includes 4,500 acres, 325 buildings, and 1,200 full-time employees. The post is home to the Joint Headquarters, the State Emergency Operations Center, National Maintenance and Battle Command Training Centers, the Iowa Gold Star Museum, the Iowa Law Enforcement Academy, and other entities.

Department of Public Safety (DPS)

- **Statewide Interoperability Network:** *The Governor is recommending $4,114,482 for FY 2022 and $4,118,754 for FY 2023 to fund the maintenance and lease costs associated with the Statewide Land Mobile Radio Communications System. The Governor is also recommending additional funding of $436,936 from the RUTF and PRF.* Total requested funding for the lease payment and maintenance in FY 2021 is $4,551,418. This communications system supports first responders during daily duties, during planned events, and when responding to emergencies.
- **Portable Bomb Tech Kits:** *The Governor is recommending $565,000 for FY 2022 to purchase portable bomb tech kits.* This appropriation will fund the purchase of 11 portable bomb test kits that will be used by the State Fire Marshal.
- **Investigative Tools:** *The Governor is recommending $212,000 for FY 2022 to purchase investigative tools.* These tools include digital analysis software, surveillance cameras, and recording systems. This equipment can be used to support local and federal investigative agencies and is used on a frequent basis.

- **Iowa State Patrol Rescue Vehicles:** *The Governor is recommending $232,500 each year for FY 2022 and FY 2023 to purchase rescue vehicles operated by the Iowa State Patrol.* These vehicles are intended to assist State, federal, county, and local law enforcement agencies with the safe movement of personnel and material in situations where law enforcement may encounter armed persons who may actively fire weapons at police. This funding will procure two rescue vehicles.

Board of Regents

Tuition Replacement: *The Governor is recommending $28,100,000 each year for FY 2022 and FY 2023.* The funding is used to pay debt service on academic revenue bonds. The appropriation replaces student tuition and fees required to pay the debt service on academic revenue bonds authorized by the General Assembly in prior fiscal years. The academic revenue bonds issued by the Board of Regents are secured by student tuition and fees and are considered independent and not part of State obligations.

Department of Transportation (DOT) Projects

- **Public Transit Infrastructure Grants:** *The Governor is recommending $1,500,000 each year for FY 2022 and FY 2023 for public transit infrastructure grants through the Public Transit Infrastructure Grant Fund.* Grants are provided for infrastructure-related projects at the 35 public transit agencies throughout the State.
- **Recreational Trails:** *The Governor is recommending $1,500,000 each year for FY 2022 and FY 2023 for the State Recreational Trails Program*. Funds for the Program are used for grants for statewide recreational trails. The Iowa trail system consists of approximately 1,800 miles, including multiuse trails and off-road paths.
- **Commercial Service Airports:** *The Governor is recommending $1,500,000 for FY 2022 and $1,000,000 for FY 2023 for vertical infrastructure improvements at commercial service airports.* There are eight commercial service airports in the State. They are located in Burlington, Cedar Rapids, Des Moines, Dubuque, Fort Dodge, Mason City, Sioux City, and Waterloo.
- **General Aviation Airports:** *The Governor is recommending $1,000,000 each year for FY 2022 and FY 2023 for vertical infrastructure improvements at general aviation airports.* General aviation vertical infrastructure projects receive State matching grants of up to 85.00% of the total project costs and require a minimum level of $5,000 in local match to be considered. Eligible airports apply to the DOT Office of Aviation, and projects are considered for funding by the Transportation Commission. These grants are available only to general aviation airports.
- **Railroad Revolving Loan and Grant:** *The Governor is recommending $1,000,000 each year for FY 2022 and FY 2023 for the Railroad Revolving Loan and Grant Program.* The funds are used to provide grants and loans for construction and improvements to railroad facilities, such as railroad main lines, branch lines, switching yards, sidings, rail connections, intermodal yards, and highway grade separations.

Treasurer of State

County Fairs Infrastructure: *The Governor is recommending $1,060,000 each year for FY 2022 and FY 2023 for distribution to county fair societies that belong to the Association of Iowa Fairs.* Funds are used for vertical infrastructure improvements at the 105 county fairs in the Association. Each county fair will receive approximately $10,100.

Governor's Recommendations from the Technology Reinvestment Fund (TRF)

By statute, $17,500,000 is appropriated from the General Fund to the TRF (Iowa Code section 8.57(3)). *In lieu of the General Fund appropriation, the Governor is recommending $35,000,000 be appropriated from the General Fund to the TRF for FY 2022 and $15,000,000 for FY 2023. Total recommended appropriations from the TRF are $34,697,295 in FY 2022 and $24,993,651 in FY 2023.*

Office of the Chief Information Officer

Workday Personnel and Financial System: *The Governor is recommending an appropriation of $17,000,000 for FY 2022 and $6,230,000 for FY 2023 to the transition of the State's central accounting and budget systems to a new system provided by Workday, Inc*. The Workday contract is intended to replace the State's existing I/3 accounting system by July 2022.

The Governor is also recommending an FY 2021 General Fund supplemental appropriation of $21,000,000 to partially fund a contract with Workday, Inc. for the replacement of the State's budget, accounting, and human resources systems by July 2022. In July 2020, $21,000,000 was transferred from the Iowa Coronavirus Relief Fund (ICRF) for the Workday contract. In December 2020, the Governor directed the Department of Management (DOM) to return $21,000,000 to the ICRF. The U.S. Treasury Department's Office of Inspector General (OIG) concurred with an October 2020 audit noting that the replacement is not a qualifying expense for ICRF funds.

Department of Corrections

Sate Storage Area Network: *The Governor is recommending $210,000 in FY 2022 to purchase information storage area networks.* This technology will store data that includes incident video storage and other operation information.

Department of Education

- **Iowa Communications Network (ICN) Part III Maintenance and Leases:** *The Governor is recommending $2,727,000 each year for FY 2022 and FY 2023.* This funding is to pay the costs of maintenance and leases associated with Part III fiber connections for the ICN. The fiberoptic cables for Part III sites are leased from the private sector vendors that installed the cable. The ICN administers leased digital data circuits to over 400 K-12 facilities and districts, libraries, and Area Education Agencies (AEAs).
- **Statewide Education Data Warehouse:** *The Governor is recommending $600,000 each year for FY 2022 and FY 2023 for continued development and implementation of a statewide education data warehouse*. The funds will support the statewide education data warehouse that is used in conjunction with systemwide improvements for education resources and accessibility of the resources.
- **Iowa Public Broadcasting System (PBS) Equipment Replacement:** *The Governor is recommending $1,998,600 for FY 2022 and $1,797,400 for FY 2023 for Iowa PBS for equipment replacement.*

Ethics and Campaign Disclosure Board

Candidate Reporting System: *The Governor is recommending $500,000 each year for FY 2022 and FY 2023 for a public reporting system.* The System will collect reports that are required to be submitted to the Ethics and Campaign Disclosure Board and replace the existing system.

Department of Homeland Security and Emergency Management

Emergency Medical Services Mass Messaging System: *The Governor is recommending $400,000 each year for FY 2022 and FY 2023.* The funds will be used to operate the System, which is available free of charge to all counties. The System can be used by State and local authorities to quickly disseminate emergency information to residents in counties.

Department of Human Rights

- **Criminal Justice Information System (CJIS):** *The Governor is recommending $1,400,000 each year for FY 2022 and FY 2023.* The CJIS allows the automated exchange of criminal justice information among local, State, and federal criminal justice agencies.
- **Justice Data Warehouse:** *The Governor is recommending $187,980 each year for FY 2022 and FY 2023 for continued maintenance and hosting costs of the Justice Data Warehouse Teradata platform shared by the Criminal and Juvenile Justice Planning Division and the Department of Revenue.*

Department of Human Services

- **Medicaid Technology:** *The Governor is recommending $1,625,363 for FY 2022 for the Medicaid Management Information System. This appropriation was enacted in a prior legislative session. The Governor is recommending the enacted appropriation remain unchanged. An appropriation of $1,416,680 is also recommended for FY 2023.*
- **Poison Control Center:** *The Governor is recommending $34,000 for FY 2022 and FY 2023 for the Poison Control Center for technology purchases.*

Department of Inspections and Appeals

Child Advocacy Board Foster Care Registry: *The Governor is recommending $350,000 for FY 2022 to secure and maintain a registry of children receiving foster care.*

Judicial Branch

Phase Voice Over Internet Protocol Phone Upgrade: *The Governor is recommending $433,100 for FY 2022 to upgrade phones.* These upgrades will occur in Judicial Districts 2, 4, and 5.

Department of Management

- **Local Government Budget and Property Tax Upgrade:** *The Governor is recommending $120,000 each year for FY 2022 and FY 2023 to upgrade and redesign the budget and property tax system.* The System is used annually by local governments to submit information to the Department of Management.
- **Searchable Online Database (Transparency Project):** *The Governor is recommending $45,000 each year for FY 2022 and FY 2023 for continued funding of the development of the searchable online database.*
- **Electronic Grants Management System:** *The Governor is recommending $70,000 each year for FY 2022 and FY 2023 for continued funding of the Electronic Grants Management System.* IowaGrants.gov provides a single portal for potential applicants to search for open solicitations for ongoing grant programs offered by State agencies.
- **Socrata Licensing:** *The Governor is recommending $371,292 for FY 2022 and $382,131 for FY 2023 for Socrata software licensing.* This is a subscription to a platform that provides the public access to online data sets published by the Executive Branch. Information is available at www.data.iowa.gov.

Department of Public Defense

Technology Projects: *The Governor is recommending $100,000 for FY 2022 to upgrade core server equipment and replace desktop and laptop computers.*

Department of Public Safety

- **Criminal History Record System:** *The Governor is recommending $600,000 for FY 2022 to replace the criminal history record system.* This system will also receive $1,200,000 in federal funding. The system is utilized by several law enforcement agencies. The existing system is 17 years old.
- **Human Trafficking Training:** *The Governor is recommending $98,000 for FY 2022 to create a system to provide a human trafficking prevention training program.* This funding is the start-up cost to a learning management system that will be used by all lodging providers in Iowa.
- **Database Replacement:** *The Governor is recommending $280,000 for FY 2022 to replace a database within the Department of Public Safety (DPS).*

- **Data Center Replacement:** *The Governor is recommending $74,000 for FY 2022 to replace the universal power supply that provides power to the DPS computer servers.* The DPS reports that the existing power supplies are failing and that maintenance costs have increased substantially.
- **Server Room HVAC:** *The Governor is recommending $400,000 for FY 2023 to replace an HVAC system in the DPS server room.* This data center is located in the Oran Pape Office Building. The data center houses a number of important systems related to department operations and data storage.
- **Iowa State Patrol Body Cameras and Storage:** *The Governor is recommending $3,098,000 for FY 2023 for body cameras and data storage.*
- **Fire Service Training Tablets:** *The Governor is recommending $55,000 for FY 2023 to purchase tablets that will be used by the Fire Service Training Bureau.*

Department of Revenue

Tax System Modernization: *The Governor is recommending $4,070,460 for FY 2022 and FY 2023 to upgrade public-facing systems used for tax collection.* The Department received $1,070,460 in FY 2020 from the General Fund and $4,070,460 in FY 2021 from TRF for this project.

Secretary of State

Technology Projects: *The Governor is recommending $1,400,000 each year for FY 2022 and FY 2023 to upgrade voter registration systems.* These appropriations were enacted in a prior legislative session. The Governor is recommending the enacted appropriation remain unchanged.

Department of Veterans Affairs

Computer Equipment: *The Governor is recommending $2,500 in FY 2022 to purchase computer equipment.*

Discussion Items

Summer 2020 Major Maintenance List

The DAS defines major maintenance as "expenditures made beyond the regular, normal upkeep of physical properties for the repair or replacement of failed or failing building components." Between FY 2016 and FY 2020, the Department received appropriations exceeding $80,120,934 to fund major maintenance activities. Major maintenance requests totaled $380,398,374 in the summer of 2020. The charts below display major maintenance requests by the departments and the Capitol Complex, which is managed by the DAS.

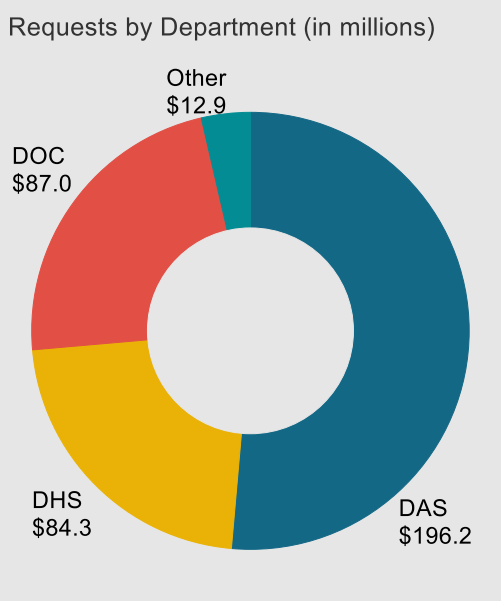

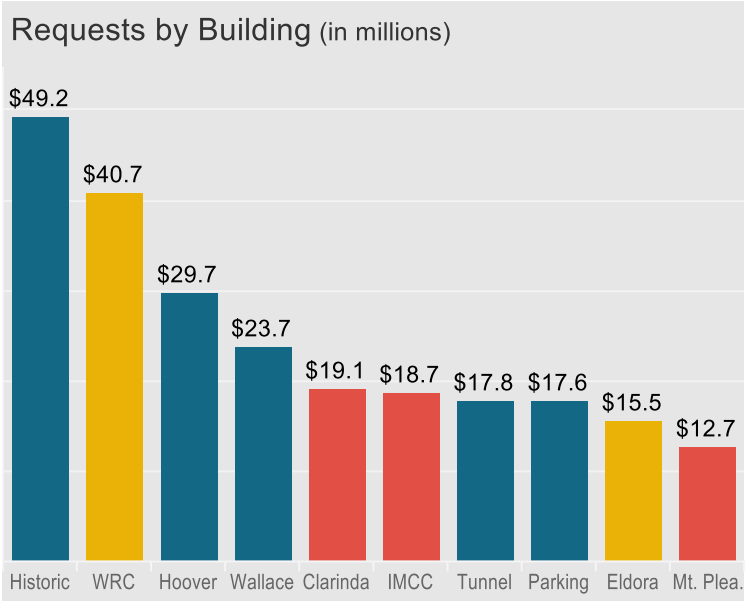

Several agencies request major maintenance funding from the DAS. However, most requests are for buildings on the Capitol Complex, for DOC facilities, and for DHS facilities. The chart on the top right displays total requests for the top 10 facilities by dollar amount. The chart also includes requests for parking lot repairs and service and pedestrian tunnel repairs on the Capitol Complex. These 10 buildings (or categories) account for $244,651,122 of the total requests. Another important note is that a single project can considerably change the total need of a single facility. For instance, in the case of the Wallace and Hoover buildings, repairs to the HVAC system are estimated at $20,900,000 and $23,300,000, respectively. Similarly, a utility project at the Woodward Resource Center (WRC) has an estimated cost of $32,800,000 over five phases. Requests for the State Historical Building consist of a number of projects. The largest of these requests include replacing the building envelope ($19,100,000) and replacing the HVAC ($18,300,000).

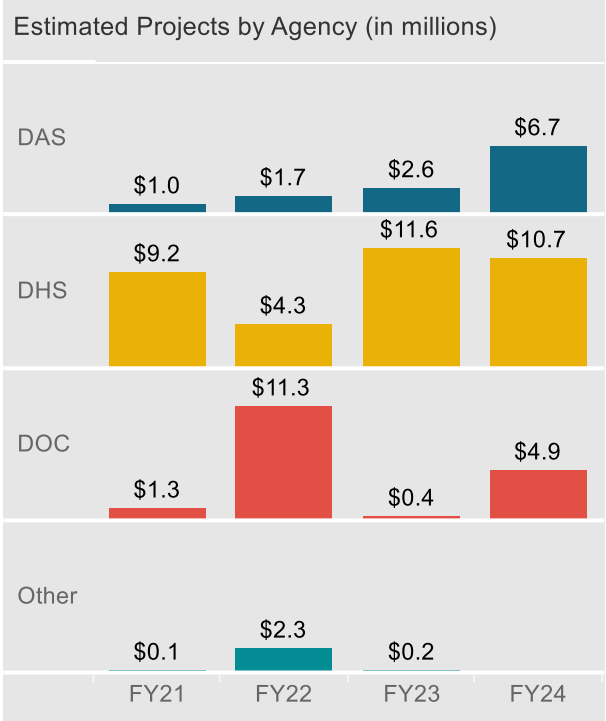

Currently, appropriations for major maintenance are enacted through FY 2024. Based on these appropriations, the DAS has identified a list of projects that are currently planned to be funded in the next

four years. These plans and estimated project costs could change as projects are reassessed. Planned project totals by department are presented on the previous page. The DHS is expected to receive $32,240,000 over this time. Of that total, $19,250,000 is for a utility decentralization project at the WRC that will extend past FY 2024. The DOC is expected to receive $8,780,250, and the Capitol Complex is expected to receive $9,273,187.

Rebuild Iowa Infrastructure Fund

The RIIF ended FY 2020 with a balance of $19,778,211. Revenues from State wagering taxes ended FY 2020 stronger than forecast, and estimated FY 2021 and estimated FY 2022 gambling taxes were revised upward. After these changes, the estimated ending balance for FY 2021 is $24,367,363. The outlook for FY 2022 has improved with these updates and changes. After currently enacted appropriations are considered, it is estimated that $89,000,000 will be available for appropriation in FY 2022. However, this projection relies on State wagering taxes, which may continue to be negatively impacted by the COVID-19 pandemic. The table below does not incorporate the Governor's recommendations.

Rebuild Iowa Infrastructure Fund (RIIF)

(in millions)

	Actual FY 2020	Estimated FY 2021	Estimated FY 2022
Funds Available			
Balance Forward	$ 10.9	$ 19.8	$ 24.4
Total Casino Wagering Tax Revenues	105.3	157.8	157.9
Interest	14.4	4.0	4.0
MSA Tobacco Payments	10.9	10.8	10.8
MSA Tobacco Litigation Settlements	2.2	2.2	2.2
General Fund Transfer	70.0	0.0	0.0
Total Funds Available	$ 213.7	$ 194.6	$ 199.2
Appropriations	$ 198.9	$ 170.3	$ 110.1
Reversions	-4.9	-	-
Ending Balance	$ 19.8	$ 24.3	$ 89.1
FY 2022 Estimated Available Funding			***$ 89.1***

Comparison to Other States — Transportation Outcomes

Percent of Transportation Expenditure Compared to Total Expenditure — FY 2020

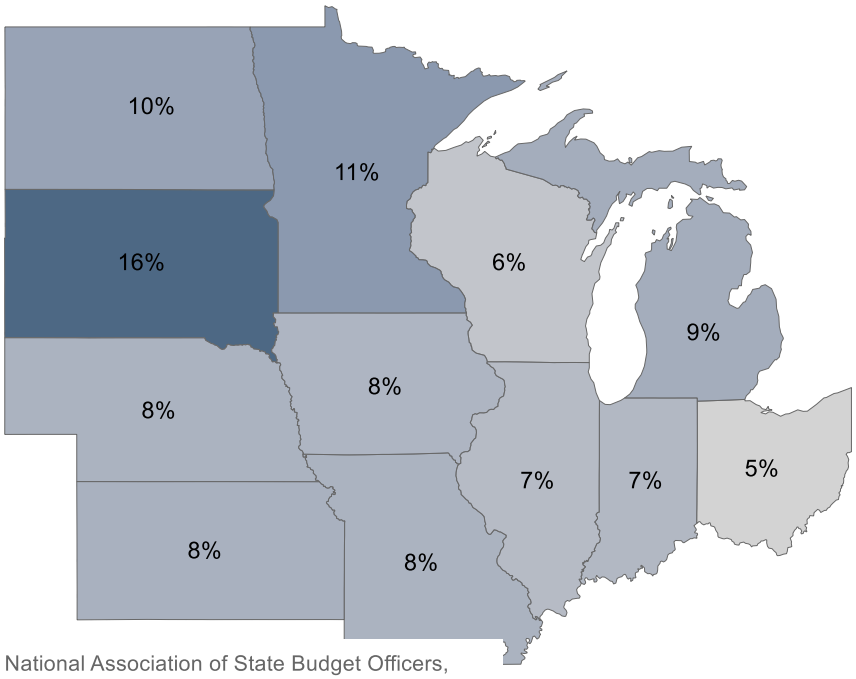

Source: National Association of State Budget Officers, State Expenditure Report

Percent of Traffic Fatalities That Are Speeding Related — 2018

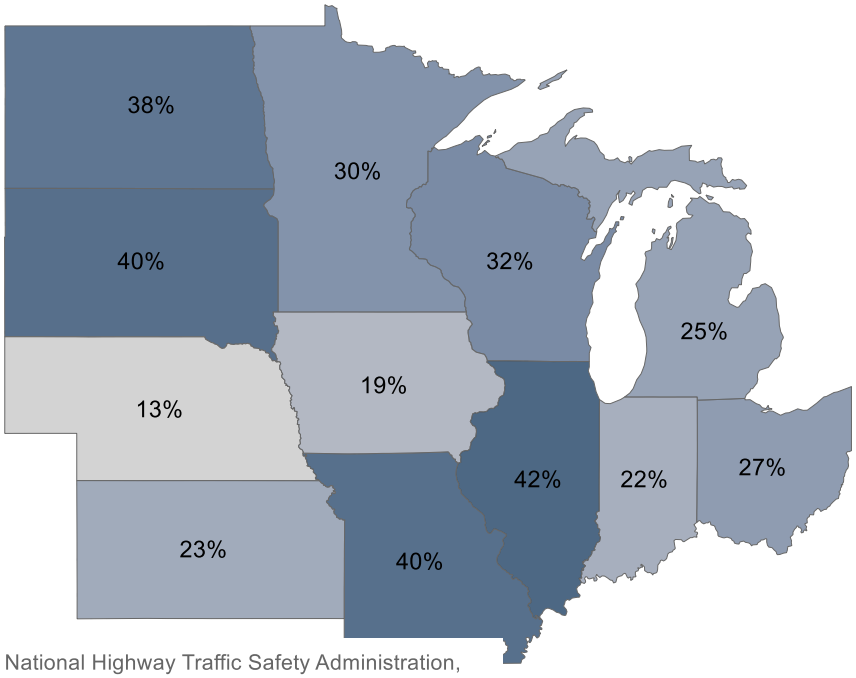

Source: National Highway Traffic Safety Administration, Traffic Safety Facts 2020

Appendix G – Infrastructure Balance Sheets

The following pages show the balance sheets for the Rebuild Iowa Infrastructure Fund and the Technology Reinvestment Fund.

Rebuild Iowa Infrastructure Fund – Governor's Recommendations

LSA Staff Contact: Adam Broich (515.281.8223) adam.broich@legis.iowa.gov

	Enacted						
	Actual FY 2020	Estimated FY 2021	Gov Rec FY 2022	Gov Rec FY 2023	Estimated FY 2024	Estimated FY 2025	Estimated FY 2026
Revenues and Resources							
Balance Forward	$ 10,921,714	$ 19,778,210	$ 24,367,362	$ 1,834,859			
State Wagering Taxes and Fees	105,277,095	157,881,188	157,881,188	157,881,188	157,881,188	157,881,188	157,881,188
Interest	14,416,615	4,000,000	4,000,000	4,000,000	4,000,000	4,000,000	4,000,000
MSA Tobacco Payments	10,862,749	10,790,405	10,790,405	10,790,405	10,790,405	10,790,405	10,790,405
MSA Tobacco Litigation Settlements	2,209,593	2,209,595	2,209,595	2,209,595	2,209,595	2,209,595	2,209,595
General Fund Transfer	70,000,000	-	-	-	-	-	-
Total Resources	$ 213,687,766	$ 194,659,398	$ 199,248,550	$ 176,716,047	$ 174,881,188	$ 174,881,188	$ 174,881,188
Appropriations							
Administrative Services							
Major Maintenance	$ 20,000,000	$ 12,000,000	**$ 20,000,000**	**$ 20,000,000**	**$ 20,000,000**	$ -	$ -
Routine Maintenance *(standing appropriation)*	2,000,000	1,000,000	**2,000,000**	**2,000,000**	**2,000,000**	**2,000,000**	**2,000,000**
Capitol Complex Security Cameras	-	250,000	-	-	-	-	-
Agriculture & Land Stewardship							
Water Quality Initiative	5,200,000	5,200,000	5,200,000	5,200,000	-	-	-
Renewable Fuels	3,000,000	3,000,000	5,000,000	5,000,000	-	-	-
Department for the Blind							
Building Repairs	-	-	139,100	-	-	-	-
Department of Corrections							
Capital Projects	-	-	5,242,619	4,000,000	-	-	-
Capitals Request – CBC Fire Suppression	150,000	-	-	-	-	-	-
Cultural Affairs							
Great Places Infrastructure Grants	1,000,000	1,000,000	1,000,000	1,000,000	-	-	-
Strengthening Communities Grants - Rural YMCAs	250,000	250,000	250,000	250,000	-	-	-
Economic Development							
Community Attraction & Tourism Grants	5,000,000	5,000,000	5,000,000	5,000,000	-	-	-
Regional Sports Authorities	500,000	500,000	500,000	500,000	-	-	-
World Food Prize Borlaug/Ruan Scholar Program	300,000	-	-	-	-	-	-
Vacant Buildings Demolition Fund	1,000,000	-	**1,000,000**	-	-	-	-
Vacant Buildings Rehabilitation Fund	1,000,000	-	**1,000,000**	-	-	-	-
Independence Innovation Center	200,000	800,000	-	-	-	-	-
Human Services							
ChildServe Building Expansion	-	-	**500,000**	-	-	-	-
ADA Capitals	-	596,500	-	-	-	-	-
Nursing Home Facility Improvements	500,000	500,000	-	-	-	-	-
Major Projects	-	-	6,500,000	-	-	-	-
Iowa Finance Authority							
State Housing Trust Fund *(standing appropriation)*	3,000,000	3,000,000	**3,000,000**	**3,000,000**	**3,000,000**	**3,000,000**	**3,000,000**
State Housing Trust Fund (increase)	50,000	-	-	-	-	-	-
Iowa Law Enforcement Academy							
ILEA Furnishings	-	280,000	-	-	-	-	-
Law Enforcement Academy Remodel	10,826,911	-	-	-	-	-	-
Judicial Branch							
Judicial Branch Building	-	400,000	-	-	-	-	-
County Courthouse Equipment and Furniture	193,620	211,455	2,522,990	-	-	-	-
Legislative Branch							
Gutter Replacement	**-**	1,250,000	**1,250,000**	**-**	**-**	**-**	**-**
Capitol Building Maintenance *(standing appropriation)*	500,000	500,000	**500,000**	**500,000**	**500,000**	**500,000**	**500,000**

Previously enacted appropriations are in bold.

Rebuild Iowa Infrastructure Fund – Governor's Recommendations

LSA Staff Contact: Adam Broich (515.281.8223) adam.broich@legis.iowa.gov

	Enacted						
	Actual FY 2020	Estimated FY 2021	Gov Rec FY 2022	Gov Rec FY 2023	Estimated FY 2024	Estimated FY 2025	Estimated FY 2026
Management							
Environment First Fund (standing appropriation)	42,000,000	42,000,000	**42,000,000**	**42,000,000**	**42,000,000**	**42,000,000**	**42,000,000**
Technology Reinvestment Fund	18,069,975	18,550,000	-	-	-	-	-
Natural Resources							
State Park Infrastructure	2,000,000	1,000,000	2,000,000	2,000,000	-	-	-
Lake Restoration & Water Quality	9,600,000	8,600,000	9,600,000	9,600,000	-	-	-
Water Trails and Low Head Dam Grants	500,000	250,000	500,000	500,000	-	-	-
Public Defense							
Facility/Armory Maintenance	1,000,000	1,000,000	1,000,000	1,000,000	-	-	-
Statewide Modernization - Readiness Centers	1,000,000	1,000,000	1,800,000	1,850,000	-	-	-
Camp Dodge Infrastructure Upgrades	250,000	250,000	250,000	250,000	-	-	-
Public Safety							
Statewide Communications System	3,719,355	3,960,945	4,114,482	4,118,754	-	-	-
Iowa State Patrol Aircraft	-	1,713,170	-	-	-	-	-
Ballistic Vests	-	467,500	-	-	-	-	-
Bomb Suits	-	384,000	-	-	-	-	-
Lab Liquid Chromatograph	325,000	-	-	-	-	-	-
Explosive Trace Detectors	29,000	-	-	-	-	-	-
Portable Bomb Tech Kits	-	-	565,000	-	-	-	-
Investigation Response, Analysis, Collection Tools	-	-	212,000	-	-	-	-
ISP Emergency Rescue Vehicles	-	-	232,500	232,500	-	-	-
Regents							
Tuition Replacement	28,098,870	28,268,466	28,100,000	28,100,000	-	-	-
ISU - Student Innovation Center	7,000,000	6,625,000	**13,375,000**	**-**	**-**	-	-
ISU - Vet Lab	12,500,000	8,900,000	**12,500,000**	**12,500,000**	**16,100,000**	-	-
UNI - Industrial Technology Center	-	1,000,000	**13,000,000**	**18,000,000**	**8,500,000**	-	-
ISD - Long Hall Renovation	3,000,000	1,325,000	-	-	-	-	-
State Fair							
4-H Building Renovation	500,000	4,500,000	-	-	-	-	-
State Historical Building Relocation – Study	500,000	-	-	-	-	-	-
Transportation							
Railroad Revolving Loan and Grant	1,000,000	500,000	1,000,000	1,000,000	-	-	-
Recreational Trails	1,500,000	1,000,000	1,500,000	1,500,000	-	-	-
Public Transit Vertical Infrastructure Grants	1,500,000	500,000	1,500,000	1,500,000	-	-	-
Comm. Air Service Vertical Infrastructure Grants	1,900,000	1,000,000	1,500,000	1,000,000	-	-	-
General Aviation Vertical Infrastructure Grants	1,000,000	650,000	1,000,000	1,000,000	-	-	-
Treasurer							
County Fair Infrastructure	1,060,000	1,060,000	1,060,000	1,060,000	-	-	-
Veterans Affairs							
Resurfacing Road at Veterans Cemetery	-	50,000	-	-	-	-	-
Veterans Home							
Mechanical and Electrical Distribution	6,134,840	-	-	-	-	-	-
Net Appropriations	$ 198,857,571	$ 170,292,036	$ 197,413,691	$ 173,661,254	$ 92,100,000	$ 47,500,000	$ 47,500,000
Reversions	(4,948,015)	-	-	-	-	-	-
Ending Balance	**$ 19,778,210**	**$ 24,367,362**	**$ 1,834,859**	**$ 3,054,793**	**$ 82,781,188**	**$ 127,381,188**	**$ 127,381,188**

Note: The balance forward for FY 2024 through FY 2026 is excluded to prevent double counting.

Previously enacted appropriations are in bold.

Technology Reinvestment Fund – Governor's Recommendations

	Actual FY 2020	Estimated FY 2021	Gov Rec FY 2022	Gov Rec FY 2023
Resources				
Beginning Balance	$ 5,855	$ 5,855	$ -2,698	$ 300,007
General Fund Standing Appropriation	-	-	-	-
RIIF Appropriation	18,069,975	18,550,000	-	-
General Fund Appropriation	-	-	35,000,000	25,000,000
Total Resources	$ 18,075,830	$ 18,555,855	$ 34,997,302	$ 25,300,007
Appropriations				
Office of the Chief Information Officer				
Workday	$ -	$ -	$ 17,000,000	$ 6,230,000
Information Technology Consolidation Projects	1,000,000	-	-	-
Department of Corrections				
Building Automation	**-**	**500,000**	-	-
Technology Projects	629,000	-	-	-
State Storage Area Network Replacement	-	-	210,000	-
Department of Education				
ICN Part III & Maintenance & Leases	2,727,000	2,727,000	2,727,000	2,727,000
Statewide Education Data Warehouse	600,000	600,000	600,000	600,000
IPBS Equipment Replacement	500,000	1,000,000	1,998,600	1,797,400
Department of Homeland Security				
Mass Notification and Emer. Messaging System	400,000	400,000	400,000	400,000
Department of Human Rights				
Criminal Justice Info System (CJIS) Integration	1,200,000	1,400,000	1,400,000	1,400,000
Justice Data Warehouse	157,980	157,980	187,980	187,980
Department of Human Services				
Medicaid Technology	1,228,535	1,979,319	**1,625,363**	**1,416,680**
Family and Children Services Sys. Replacement	5,525,660	-	-	-
State Poison Control Center	-	34,000	34,000	34,000
Iowa Law Enforcement Academy				
Classroom Technology and IT	-	400,000	-	-
Online Learning Platform	15,000	-	-	-
Iowa Communications Network				
Firewall	-	2,071,794	-	-
Iowa Ethics and Campaign Disclosure Board				
Candidate Reporting System	-	500,000	500,000	500,000
Department of Inspections and Appeals				
Child Advocacy Bd - Foster Care Registry	**-**	-	350,000	-
Electronic Storage Space Study	50,000	-	-	-
Judicial Branch				
Phone Upgrades	-	163,000	433,100	-
Department of Management				
Transparency Project	45,000	45,000	45,000	45,000
Local Government Budget & Property Tax Sys.	120,000	624,000	120,000	120,000
Electronic Grant Management System	50,000	70,000	70,000	70,000
Socrata Software License	-	-	371,292	382,131
Department of Public Defense				
Technology Projects	-	-	100,000	-
Department of Public Health				
State Medical Examiner Technology	**-**	395,000	-	-
AMANDA System	796,800	-	-	-
Department of Public Safety				
Lab Management System	300,000	-	-	-
Virtual Storage Archival System	290,000	-	-	-
Evidence Management	80,000	-	-	-
Post 16 Technology Upgrade	250,000	-	-	-
Criminal History Record System	-	-	600,000	-
Human Trafficking Training	-	-	98,000	-
Oracle Database Replacement	-	-	280,000	-
HQ Data Center Replacement	-	-	74,000	-
Server Room HVAC	-	-	-	400,000
ISP Body Cameras & Storage	-	-	-	3,098,000
Fire Service Training Tablets	-	-	-	55,000
Department of Revenue				
Tax System Upgrade	-	4,070,460	4,070,460	4,070,460
Secretary of State				
Voter Registration System	**2,100,000**	**1,400,000**	**1,400,000**	**1,400,000**
Veterans Affairs				
Computer Equipment	5,000	21,000	2,500	-
Total Appropriations	18,069,975	18,558,553	34,697,295	24,933,651
Estimated Reversions	-	-	-	-
Ending Balance	$ 5,855	-2,698	300,007	366,356

Previously enacted appropriations are in bold.

Note: Medicaid Technology will receive $1,578,280 in FY 2024 and $1,335,178 in FY 2025.

Appendix H – Appropriations Activity

Analysis of the Governor's Recommendations

The following information provides a summary of the FY 2020 General Fund and non-General Fund appropriations for the departments under the purview of the Transportation, Infrastructure, and Capitals Appropriations Subcommittee. Appropriations are adjusted for several factors throughout the fiscal year, including supplemental appropriations, deappropriations, and adjustments to standing appropriations to account for actual expenditures. Other activity associated with appropriated funds includes: balances brought forward, transfers, and reversions. The tables show each of the departments' appropriations and the changes that occurred throughout the fiscal year.

- Original Appropriation: This is the amount appropriated from the General Fund in individual appropriation bills during the 2019 Legislative Session.
- Adjustment to Standings: These adjustments represent changes that are made to budgeted standing unlimited appropriations for the purpose of balancing the year-end amount. There are numerous standing unlimited appropriations established in the Iowa Code. The exact amount for each of these appropriations is not known until the close of the fiscal year. As the General Assembly develops the annual budget, an estimated amount is included for budgeting purposes. This estimated appropriation is then adjusted to reflect actual expenditures.
- Supplemental Appropriations/Deappropriations: These changes represent the supplemental appropriations and deappropriations enacted during the 2020 Legislative Session.
- Salary Adjustment (Other Funds Only): Several non-General Fund appropriations were authorized to receive appropriation adjustments to fund salary increases for FY 2020.
- Total Appropriation: This is the sum of all of the above numbers and represents the final appropriation amount after the above changes were applied.

- Balance Brought Forward: These are the appropriated funds allowed to carry forward from FY 2019 to FY 2020. These funds provided additional spendable dollars for FY 2020.
- Transfers In and Out: These adjustments represent transferred appropriation spending authority between enacted appropriations. These transfers are usually implemented by the Governor through the authority of Iowa Code section 8.39.
- Balance Carryforward: These are appropriated funds that are allowed to carry forward from FY 2020 to FY 2021. These funds provide additional spendable dollars for FY 2021.
- Reversions: These are the unspent appropriated funds that revert back to the fund from which they were appropriated.
- Total Adjustments: This is the sum of the Balance Brought Forward, Transfers, Balance Carryforward, and Reversions. The total represents the final appropriation amount after the above changes were applied.
- Total Expended: This number represents the appropriation after all of the above adjustments have been made. The result is the total appropriated funds that were expended in FY 2020.

FY 2020 OTHER FUNDS APPROPRIATIONS

Transportation, Infrastructure, and Capitals Appropriations Subcommittee

	Original Approp	Adj to Standings	Supp & Deapprop	Salary Adjustment	OCIO Adjustment	Total Approp	Balance Brought Forward	Balance Carry Forward	Reversion	Total Adjustments	Total Expended
Capitals											
Administrative Services - Capitals											
Rebuild Iowa Infrastructure Fund											
Routine Maintenance	$ 2,000,000	$ 0	$ 0	$ 0	$ 0	$ 2,000,000	$ 1,190,629	$ -236,377	$ 0	$ 954,252	$ 2,954,252
Statewide Major Maintenance RIIF	20,000,000	0	0	0	0	20,000,000	30,853,383	-29,305,512	-83	1,547,789	21,547,789
Administrative Services - Capitals Total	**22,000,000**	**0**	**0**	**0**	**0**	**22,000,000**	**32,044,012**	**-29,541,889**	**-83**	**2,502,040**	**24,502,040**
Agriculture and Land Stewardship											
Rebuild Iowa Infrastructure Fund											
Renewable Fuels Infrastructure Fund	3,000,000	0	0	0	0	3,000,000	0	0	0	0	3,000,000
Water Quality Initiative RIIF	5,200,000	0	0	0	0	5,200,000	0	0	0	0	5,200,000
Agriculture and Land Stewardship Total	**8,200,000**	**0**	**0**	**0**	**0**	**8,200,000**	**0**	**0**	**0**	**0**	**8,200,000**
Blind Capitals, Department for the											
Rebuild Iowa Infrastructure Fund											
Elevator Improvements	0	0	0	0	0	0	37,338	-28,846	0	8,492	8,492
Blind Capitals, Department for the Total	**0**	**0**	**0**	**0**	**0**	**0**	**37,338**	**-28,846**	**0**	**8,492**	**8,492**
Chief Information Officer, Office of the											
Rebuild Iowa Infrastructure Fund											
Broadband	0	0	0	0	0	0	1,300,000	-1,160,501	0	139,499	139,499
Technology Reinvestment Fund											
IT Consolidation - OCIO	1,000,000	0	0	0	0	1,000,000	362,974	-920,346	0	-557,372	442,628
Chief Information Officer, Office of the Total	**1,000,000**	**0**	**0**	**0**	**0**	**1,000,000**	**1,662,974**	**-2,080,846**	**0**	**-417,873**	**582,127**
Corrections Capital											
Rebuild Iowa Infrastructure Fund											
DOC Capitals Request	150,000	0	0	0	0	150,000	0	0	0	0	150,000
Technology Reinvestment Fund											
DOC Technology Reinvestment Fund	629,000	0	0	0	0	629,000	0	-355,088	0	-355,088	273,912
Corrections Capital Total	**779,000**	**0**	**0**	**0**	**0**	**779,000**	**0**	**-355,088**	**0**	**-355,088**	**423,912**
Cultural Affairs Capital											
Rebuild Iowa Infrastructure Fund											
Historical Building Renovation	0	0	0	0	0	0	825,888	0	0	825,888	825,888
Cultural Affairs Capital Total	**0**	**0**	**0**	**0**	**0**	**0**	**825,888**	**0**	**0**	**825,888**	**825,888**
Cultural Affairs, Department of											
Rebuild Iowa Infrastructure Fund											
Great Places RIIF	1,000,000	0	0	0	0	1,000,000	2,348,491	-1,918,176	0	430,315	1,430,315
Sullivan Brothers Museum	0	0	0	0	0	0	18,081	0	0	18,081	18,081
YMCA Strengthen Community Grants	250,000	0	0	0	0	250,000	194,393	-116,606	0	77,787	327,787
Cultural Affairs, Department of Total	**1,250,000**	**0**	**0**	**0**	**0**	**1,250,000**	**2,560,965**	**-2,034,782**	**0**	**526,183**	**1,776,183**
Economic Development Authority											
Rebuild Iowa Infrastructure Fund											
Community & Tourism Grant Appropriation	5,000,000	0	0	0	0	5,000,000	0	0	0	0	5,000,000
Easterseals Iowa Independence Innovation Cntr	200,000	0	0	0	0	200,000	0	0	0	0	200,000
Gas Pipeline	0	0	0	0	0	0	250,000	-127,344	0	122,656	122,656
Lewis & Clark Rural Water System	0	0	0	0	0	0	4,229,044	0	0	4,229,044	4,229,044
Regional Sports Authorities (RIIF)	500,000	0	0	0	0	500,000	60,513	-111,513	0	-51,000	449,000
Vacant State Buildings Demolition Fund	1,000,000	0	0	0	0	1,000,000	0	0	0	0	1,000,000
Vacant State Buildings Rehabilitation Fund	1,000,000	0	0	0	0	1,000,000	0	0	0	0	1,000,000
Western Iowa Utility Relocation (Sioux City)	0	0	0	0	0	0	1,500,000	-1,500,000	0	0	0
World Food Prize Borlaug/Ruan Scholar Prog.	300,000	0	0	0	0	300,000	0	0	0	0	300,000

FY 2020 OTHER FUNDS APPROPRIATIONS

Transportation, Infrastructure, and Capitals Appropriations Subcommittee

	Original Approp	Adj to Standings	Supp & Deapprop	Salary Adjustment	OCIO Adjustment	Total Approp	Balance Brought Forward	Balance Carry Forward	Reversion	Total Adjustments	Total Expended
Capitals											
Administrative Services - Capitals											
Rebuild Iowa Infrastructure Fund											
Routine Maintenance	$ 2,000,000	$ 0	$ 0	$ 0	$ 0	$ 2,000,000	$ 1,190,629	$ -236,377	$ 0	$ 954,252	$ 2,954,252
Statewide Major Maintenance RIIF	20,000,000	0	0	0	0	20,000,000	30,853,383	-29,305,512	-83	1,547,789	21,547,789
Administrative Services - Capitals Total	**22,000,000**	**0**	**0**	**0**	**0**	**22,000,000**	**32,044,012**	**-29,541,889**	**-83**	**2,502,040**	**24,502,040**
Agriculture and Land Stewardship											
Rebuild Iowa Infrastructure Fund											
Renewable Fuels Infrastructure Fund	3,000,000	0	0	0	0	3,000,000	0	0	0	0	3,000,000
Water Quality Initiative RIIF	5,200,000	0	0	0	0	5,200,000	0	0	0	0	5,200,000
Agriculture and Land Stewardship Total	**8,200,000**	**0**	**0**	**0**	**0**	**8,200,000**	**0**	**0**	**0**	**0**	**8,200,000**
Blind Capitals, Department for the											
Rebuild Iowa Infrastructure Fund											
Elevator Improvements	0	0	0	0	0	0	37,338	-28,846	0	8,492	8,492
Blind Capitals, Department for the Total	**0**	**0**	**0**	**0**	**0**	**0**	**37,338**	**-28,846**	**0**	**8,492**	**8,492**
Chief Information Officer, Office of the											
Rebuild Iowa Infrastructure Fund											
Broadband	0	0	0	0	0	0	1,300,000	-1,160,501	0	139,499	139,499
Technology Reinvestment Fund											
IT Consolidation - OCIO	1,000,000	0	0	0	0	1,000,000	362,974	-920,346	0	-557,372	442,628
Chief Information Officer, Office of the Total	**1,000,000**	**0**	**0**	**0**	**0**	**1,000,000**	**1,662,974**	**-2,080,846**	**0**	**-417,873**	**582,127**
Corrections Capital											
Rebuild Iowa Infrastructure Fund											
DOC Capitals Request	150,000	0	0	0	0	150,000	0	0	0	0	150,000
Technology Reinvestment Fund											
DOC Technology Reinvestment Fund	629,000	0	0	0	0	629,000	0	-355,088	0	-355,088	273,912
Corrections Capital Total	**779,000**	**0**	**0**	**0**	**0**	**779,000**	**0**	**-355,088**	**0**	**-355,088**	**423,912**
Cultural Affairs Capital											
Rebuild Iowa Infrastructure Fund											
Historical Building Renovation	0	0	0	0	0	0	825,888	0	0	825,888	825,888
Cultural Affairs Capital Total	**0**	**0**	**0**	**0**	**0**	**0**	**825,888**	**0**	**0**	**825,888**	**825,888**
Cultural Affairs, Department of											
Rebuild Iowa Infrastructure Fund											
Great Places RIIF	1,000,000	0	0	0	0	1,000,000	2,348,491	-1,918,176	0	430,315	1,430,315
Sullivan Brothers Museum	0	0	0	0	0	0	18,081	0	0	18,081	18,081
YMCA Strengthen Community Grants	250,000	0	0	0	0	250,000	194,393	-116,606	0	77,787	327,787
Cultural Affairs, Department of Total	**1,250,000**	**0**	**0**	**0**	**0**	**1,250,000**	**2,560,965**	**-2,034,782**	**0**	**526,183**	**1,776,183**
Economic Development Authority											
Rebuild Iowa Infrastructure Fund											
Community & Tourism Grant Appropriation	5,000,000	0	0	0	0	5,000,000	0	0	0	0	5,000,000
Easterseals Iowa Independence Innovation Cntr	200,000	0	0	0	0	200,000	0	0	0	0	200,000
Gas Pipeline	0	0	0	0	0	0	250,000	-127,344	0	122,656	122,656
Lewis & Clark Rural Water System	0	0	0	0	0	0	4,229,044	0	0	4,229,044	4,229,044
Regional Sports Authorities (RIIF)	500,000	0	0	0	0	500,000	60,513	-111,513	0	-51,000	449,000
Vacant State Buildings Demolition Fund	1,000,000	0	0	0	0	1,000,000	0	0	0	0	1,000,000
Vacant State Buildings Rehabilitation Fund	1,000,000	0	0	0	0	1,000,000	0	0	0	0	1,000,000
Western Iowa Utility Relocation (Sioux City)	0	0	0	0	0	0	1,500,000	-1,500,000	0	0	0
World Food Prize Borlaug/Ruan Scholar Prog.	300,000	0	0	0	0	300,000	0	0	0	0	300,000

FY 2020 OTHER FUNDS APPROPRIATIONS

Transportation, Infrastructure, and Capitals Appropriations Subcommittee

	Original Approp	Adj to Standings	Supp & Deapprop	Salary Adjustment	OCIO Adjustment	Total Approp	Balance Brought Forward	Balance Carry Forward	Reversion	Total Adjustments	Total Expended
Economic Development Authority Total	**8,000,000**	**0**	**0**	**0**	**0**	**8,000,000**	**6,039,556**	**-1,738,857**	**0**	**4,300,700**	**12,300,700**
Education Capital											
Technology Reinvestment Fund											
Iowa PBS - Inductive Output Tubes	0	0	0	0	0	0	186,895	0	0	186,895	186,895
Education Capital Total	**0**	**0**	**0**	**0**	**0**	**0**	**186,895**	**0**	**0**	**186,895**	**186,895**
Education, Department of											
Rebuild Iowa Infrastructure Fund											
Iowa PBS Equipment Replacement RIIF	0	0	0	0	0	0	594,717	0	0	594,717	594,717
Technology Reinvestment Fund											
ICN Part III Leases & Maintenance Network	2,727,000	0	0	0	0	2,727,000	0	0	0	0	2,727,000
Iowa PBS Equipment Replace	500,000	0	0	0	0	500,000	760,000	-1,260,000	0	-500,000	0
Statewide Education Data Warehouse	600,000	0	0	0	0	600,000	0	0	0	0	600,000
Education, Department of Total	**3,827,000**	**0**	**0**	**0**	**0**	**3,827,000**	**1,354,717**	**-1,260,000**	**0**	**94,717**	**3,921,717**
General Assembly Capital											
Rebuild Iowa Infrastructure Fund											
State Capitol Maintenance Fund Appropriation	500,000	0	0	0	0	500,000	0	0	0	0	500,000
General Assembly Capital Total	**500,000**	**0**	**0**	**0**	**0**	**500,000**	**0**	**0**	**0**	**0**	**500,000**
Homeland Security and Emergency Mgmt											
Technology Reinvestment Fund											
EMS Data System TRF Homeland Security	400,000	0	0	0	0	400,000	211,142	-250,827	0	-39,685	360,315
Homeland Security and Emergency Mgmt Total	**400,000**	**0**	**0**	**0**	**0**	**400,000**	**211,142**	**-250,827**	**0**	**-39,685**	**360,315**
Human Rights, Department of											
Technology Reinvestment Fund											
Infra for Integrating Justice Data Systems	1,200,000	0	0	0	0	1,200,000	422,710	-242,980	0	179,730	1,379,730
Justice Data Warehouse TRF	157,980	0	0	0	0	157,980	60,599	-91,978	0	-31,379	126,601
Human Rights, Department of Total	**1,357,980**	**0**	**0**	**0**	**0**	**1,357,980**	**483,309**	**-334,958**	**0**	**148,351**	**1,506,331**
Human Services Capital											
Technology Reinvestment Fund											
FACS System Replacement	5,525,660	0	0	0	0	5,525,660	0	-5,125,158	0	-5,125,158	400,502
Medicaid Technology	1,228,535	0	0	0	0	1,228,535	1,485,858	-2,714,393	0	-1,228,535	0
Human Services Capital Total	**6,754,195**	**0**	**0**	**0**	**0**	**6,754,195**	**1,485,858**	**-7,839,551**	**0**	**-6,353,693**	**400,502**
Human Services, Department of											
Rebuild Iowa Infrastructure Fund											
Nursing Facility Renovation and Construction	500,000	0	0	0	0	500,000	1,000,000	-1,500,000	0	-500,000	0
Human Services, Department of Total	**500,000**	**0**	**0**	**0**	**0**	**500,000**	**1,000,000**	**-1,500,000**	**0**	**-500,000**	**0**
Inspections & Appeals, Department of											
Technology Reinvestment Fund											
SPD Application Enhancements	50,000	0	0	0	0	50,000	88,800	-138,800	0	-50,000	0
Inspections & Appeals, Department of Total	**50,000**	**0**	**0**	**0**	**0**	**50,000**	**88,800**	**-138,800**	**0**	**-50,000**	**0**
Iowa Finance Authority											
Rebuild Iowa Infrastructure Fund											
State Housing Trust Fund	50,000	0	0	0	0	50,000	0	0	0	0	50,000
State Housing Trust Fund (Standing)	3,000,000	0	0	0	0	3,000,000	0	0	0	0	3,000,000
Iowa Finance Authority Total	**3,050,000**	**0**	**0**	**0**	**0**	**3,050,000**	**0**	**0**	**0**	**0**	**3,050,000**
Judicial Branch											
Technology Reinvestment Fund											
Judicial Branch Technology Projects	0	0	0	0	0	0	2,639,089	-1,603,342	0	1,035,747	1,035,747

FY 2020 OTHER FUNDS APPROPRIATIONS

Transportation, Infrastructure, and Capitals Appropriations Subcommittee

	Original Approp	Adj to Standings	Supp & Deapprop	Salary Adjustment	OCIO Adjustment	Total Approp	Balance Brought Forward	Balance Carry Forward	Reversion	Total Adjustments	Total Expended
Judicial Branch Total	**0**	**0**	**0**	**0**	**0**	**0**	**2,639,089**	**-1,603,342**	**0**	**1,035,747**	**1,035,747**
Judicial Branch Capital											
Rebuild Iowa Infrastructure Fund											
County Justice Center Furniture & Equipment	193,620	0	0	0	0	193,620	0	-193,620	0	-193,620	0
Polk County Justice Center Furniture & Equipment	0	0	0	0	0	0	1,464,705	-1,464,705	0	0	0
State Bond Repayment Fund											
Polk County Justice Center Furniture & Equip	0	0	0	0	0	0	3,654,217	-2,689,286	0	964,931	964,931
Judicial Branch Capital Total	**193,620**	**0**	**0**	**0**	**0**	**193,620**	**5,118,922**	**-4,347,611**	**0**	**771,311**	**0**
Law Enforcement Academy											
Rebuild Iowa Infrastructure Fund											
ILEA - RIIF Funds	10,826,911	0	0	0	0	10,826,911	153,207	0	0	153,207	10,980,118
Technology Reinvestment Fund											
ILEA Technology Projects - TRF	15,000	0	0	0	0	15,000	0	-14,655	0	-14,655	345
Law Enforcement Academy Total	**10,841,911**	**0**	**0**	**0**	**0**	**10,841,911**	**153,207**	**-14,655**	**0**	**138,552**	**10,980,463**
Management, Department of											
Technology Reinvestment Fund											
Iowa Grants Management Implementation	50,000	0	0	0	0	50,000	51,390	-37,945	0	13,446	63,446
Local Gov't Budget & Property Tax Sys Upgrade	120,000	0	0	0	0	120,000	197,066	-83,691	0	113,374	233,374
Transparency Project	45,000	0	0	0	0	45,000	31,523	-41,546	0	-10,024	34,976
Management, Department of Total	**215,000**	**0**	**0**	**0**	**0**	**215,000**	**279,979**	**-163,183**	**0**	**116,796**	**331,796**
Natural Resources Capital											
Rebuild Iowa Infrastructure Fund											
DNR Lakes Restoration & Water Quality	9,600,000	0	0	0	0	9,600,000	14,295,287	-15,611,144	0	-1,315,856	8,284,144
State Parks Infrastructure Renovations	2,000,000	0	0	0	0	2,000,000	2,677,982	-2,541,545	0	136,437	2,136,437
Natural Resources Capital Total	**11,600,000**	**0**	**0**	**0**	**0**	**11,600,000**	**16,973,270**	**-18,152,689**	**0**	**-1,179,419**	**10,420,581**
Natural Resources, Department of											
Rebuild Iowa Infrastructure Fund											
Good Earth Park	0	0	0	0	0	0	1,638,815	-1,638,815	0	0	0
Water Trails and Low Head Dam Programs	500,000	0	0	0	0	500,000	742,463	-809,057	0	-66,594	433,406
Technology Reinvestment Fund											
Air Quality Application System	0	0	0	0	0	0	553,402	-53,632	0	499,770	499,770
Natural Resources, Department of Total	**500,000**	**0**	**0**	**0**	**0**	**500,000**	**2,934,680**	**-2,501,504**	**0**	**433,176**	**933,176**
Parole, Board of											
Technology Reinvestment Fund											
Parole Board Technology Projects	0	0	0	0	0	0	50,000	-49,784	0	216	216
Parole, Board of Total	**0**	**0**	**0**	**0**	**0**	**0**	**50,000**	**-49,784**	**0**	**216**	**216**
Public Defense Capital											
Rebuild Iowa Infrastructure Fund											
Armory Construction Improvement Projects	1,000,000	0	0	0	0	1,000,000	741,458	-861,375	0	-119,917	880,083
Camp Dodge Infrastructure Upgrades	250,000	0	0	0	0	250,000	430,343	-194,680	0	235,663	485,663
Facility/Armory Maintenance	1,000,000	0	0	0	0	1,000,000	1,157,197	-1,557,755	0	-400,558	599,442
Public Defense Capital Total	**2,250,000**	**0**	**0**	**0**	**0**	**2,250,000**	**2,328,998**	**-2,613,810**	**0**	**-284,812**	**1,965,188**
Public Health, Department of											
Technology Reinvestment Fund											
Consolidate AMANDA Instances	796,800	0	0	0	0	796,800	0	-323,087	0	-323,087	473,713
Medical Cannabidiol Registry	0	0	0	0	0	0	74,250	0	0	74,250	74,250
State Medical Examiner Office	0	0	0	0	0	0	825,802	0	0	825,802	825,802
Public Health, Department of Total	**796,800**	**0**	**0**	**0**	**0**	**796,800**	**900,052**	**-323,087**	**0**	**576,966**	**1,373,766**

FY 2020 OTHER FUNDS APPROPRIATIONS

Transportation, Infrastructure, and Capitals Appropriations Subcommittee

	Original Approp	Adj to Standings	Supp & Deapprop	Salary Adjustment	OCIO Adjustment	Total Approp	Balance Brought Forward	Balance Carry Forward	Reversion	Total Adjustments	Total Expended
Public Safety Capital											
Rebuild Iowa Infrastructure Fund											
DCI Lab Chromatograph Mass Spectrometer	325,000	0	0	0	0	325,000	0	0	0	0	325,000
Explosives Trace Detectors - 0017	29,000	0	0	0	0	29,000	0	0	0	0	29,000
Technology Reinvestment Fund											
DCI Lab Digital Evidence Management System	80,000	0	0	0	0	80,000	0	-80,000	0	-80,000	0
Laboratory Info Management System Upgrade	300,000	0	0	0	0	300,000	0	-300,000	0	-300,000	0
Radio Replacement - TRF	0	0	0	0	0	0	101,734	0	0	101,734	101,734
DPS Tech Projects - TRF	0	0	0	0	0	0	102,200	-11,427	0	90,774	90,774
DPS Virtual Storage Archival System	290,000	0	0	0	0	290,000	0	-70,621	0	-70,621	219,379
Post 16 Technology Upgrade - TRF	250,000	0	0	0	0	250,000	0	-239,814	0	-239,814	10,186
Public Safety Capital Total	**1,274,000**	**0**	**0**	**0**	**0**	**1,274,000**	**203,934**	**-701,862**	**0**	**-497,928**	**776,072**
Public Safety, Department of											
Rebuild Iowa Infrastructure Fund											
Iowa Statewide Interoperable Comm. System	3,719,355	0	0	0	0	3,719,355	297,249	-42,828	0	254,421	3,973,776
Public Safety, Department of Total	**3,719,355**	**0**	**0**	**0**	**0**	**3,719,355**	**297,249**	**-42,828**	**0**	**254,421**	**3,973,776**
Regents Capital											
Rebuild Iowa Infrastructure Fund											
ISD - Long Hall Renovation	3,000,000	0	0	0	0	3,000,000	0	-3,000,000	0	-3,000,000	0
ISU - Student Innovation Center	7,000,000	0	0	0	0	7,000,000	0	0	0	0	7,000,000
ISU - Veterinary Diagnostic Laboratory	12,500,000	0	0	0	0	12,500,000	708,815	-9,873,202	0	-9,164,387	3,335,613
Regents Capital Total	**22,500,000**	**0**	**0**	**0**	**0**	**22,500,000**	**708,815**	**-12,873,202**	**0**	**-12,164,387**	**10,335,613**
Regents, Board of											
Rebuild Iowa Infrastructure Fund											
Tuition Replacement	28,098,870	0	0	0	0	28,098,870	2,792,077	-1,711,562	0	1,080,515	29,179,385
Regents, Board of Total	**28,098,870**	**0**	**0**	**0**	**0**	**28,098,870**	**2,792,077**	**-1,711,562**	**0**	**1,080,515**	**29,179,385**
Secretary of State											
Rebuild Iowa Infrastructure Fund											
Voter Reg. License Files Maintenance & Storage	0	0	0	0	0	0	116,222	0	0	116,222	116,222
Technology Reinvestment Fund											
Updating of Voter Registration System	2,100,000	0	0	0	0	2,100,000	685,635	-2,629,378	0	-1,943,743	156,257
Secretary of State Total	**2,100,000**	**0**	**0**	**0**	**0**	**2,100,000**	**801,857**	**-2,629,378**	**0**	**-1,827,522**	**272,478**
State Fair Authority Capital											
Rebuild Iowa Infrastructure Fund											
Historical Building Task Force	500,000	0	0	0	0	500,000	0	-443,716	0	-443,716	56,284
NW Events Area	0	0	0	0	0	0	822,475	-253,088	0	569,387	569,387
Renovation of 4-H Building	500,000	0	0	0	0	500,000	0	0	0	0	500,000
State Fair Authority Capital Total	**1,000,000**	**0**	**0**	**0**	**0**	**1,000,000**	**822,475**	**-696,804**	**0**	**125,671**	**1,125,671**
Transportation, Department of											
Rebuild Iowa Infrastructure Fund											
Commercial Air Service Airports	1,900,000	0	0	0	0	1,900,000	2,229,817	-1,554,636	0	675,181	2,575,181
General Aviation Airports	1,000,000	0	0	0	0	1,000,000	717,864	-1,279,537	0	-561,673	438,327
Public Transit Assistance	1,500,000	0	0	0	0	1,500,000	0	0	0	0	1,500,000
Rail Revolving Loan & Grant Fund	1,000,000	0	0	0	0	1,000,000	0	0	0	0	1,000,000
Recreational Trails	1,500,000	0	0	0	0	1,500,000	3,190,469	-2,983,236	0	207,233	1,707,233
Transportation, Department of Total	**6,900,000**	**0**	**0**	**0**	**0**	**6,900,000**	**6,138,150**	**-5,817,409**	**0**	**320,741**	**7,220,741**
Treasurer of State											
Rebuild Iowa Infrastructure Fund											
County Fair Improvements	1,060,000	0	0	0	0	1,060,000	0	0	0	0	1,060,000
Treasurer of State Total	**1,060,000**	**0**	**0**	**0**	**0**	**1,060,000**	**0**	**0**	**0**	**0**	**1,060,000**

FY 2020 OTHER FUNDS APPROPRIATIONS

Transportation, Infrastructure, and Capitals Appropriations Subcommittee

	Original Approp	Adj to Standings	Supp & Deapprop	Salary Adjustment	OCIO Adjustment	Total Approp	Balance Brought Forward	Balance Carry Forward	Reversion	Total Adjustments	Total Expended
Veterans Affairs Capitals											
Restricted Capitals Fund											
Iowa Veterans Home Capitals	0	0	0	0	0	0	990,148	0	-990,148	0	0
Rebuild Iowa Infrastructure Fund											
Air Handler Units	0	0	0	0	0	0	0	0	-3,064,469	-3,064,469	-3,064,469
Laundry Renovation	0	0	0	0	0	0	0	0	-1,855,343	-1,855,343	-1,855,343
Mechanical & Electrical Dist. Systems	6,134,840	0	0	0	0	6,134,840	0	0	0	0	6,134,840
Sheeler & Loftus Renovation	0	0	0	0	0	0	420,124	0	-28,120	392,004	392,004
Revenue Bonds Capitals Fund											
Resident Living Areas and Related Improvement	0	0	0	0	0	0	0	0	-2,283,855	-2,283,855	-2,283,855
Veterans Affairs Capitals Total	**6,134,840**	**0**	**0**	**0**	**0**	**6,134,840**	**1,410,272**	**0**	**-8,221,935**	**-6,811,663**	**-676,823**
Veterans Affairs, Department of											
Technology Reinvestment Fund											
Technology Equipment	5,000	0	0	0	0	5,000	0	0	0	0	5,000
Veterans Affairs, Department of Total	**5,000**	**0**	**0**	**0**	**0**	**5,000**	**0**	**0**	**0**	**0**	**5,000**
Capitals Total	**$ 156,857,571**	**$ 0**	**$ 0**	**$ 0**	**$ 0**	**$ 156,857,571**	**$ 92,534,480**	**$ -101,347,153**	**$ -8,222,017**	**$ -17,034,691**	**$ 139,822,880**

Appendix I – Selected Infrastructure LSA Reports

Appendix I includes four reports issued by the LSA:

- ***Fiscal Topic:*** *Technology Reinvestment Fund*
- ***Fiscal Topic:*** *Vertical Infrastructure Requirement Exemptions*
- ***Issue Review:*** *Board of Regents Facilities*

FISCAL TOPICS
Fiscal Services Division
November 19, 2020

Ground Floor, State Capitol Building Des Moines, Iowa 50319 515.281.3566

Technology Reinvestment Fund

Iowa Code section 8.57C establishes the Technology Reinvestment Fund (TRF) for the purposes of acquiring computer hardware and software, software development, acquiring telecommunications equipment, maintenance, lease agreements associated with technology components, and purchasing equipment intended to provide an uninterruptible power supply. The TRF was created in 2006 Iowa Acts, chapter 1179 (FY 2007 Infrastructure and Capital Projects Appropriations Act), under the direction of the Department of Management.

Funding

Iowa Code section 8.57C provides a standing appropriation of $17.5 million from the General Fund to the TRF. Unlike most funds, the TRF does not receive taxes or fees directly. This means that if the General Assembly elects to suspend the standing appropriation, the TRF will receive no new funding without legislative action. In FY 2016 and FY 2017, the TRF did not receive funding from any source. During these years, the technology projects typically funded from the TRF were instead funded from the Rebuild Iowa Infrastructure Fund (RIIF).

Since FY 2009, the General Assembly has appropriated funding to the TRF exclusively from non-General Fund sources. However, in FY 2015 the Governor vetoed a provision that suspended the General Fund appropriation. This veto resulted in the TRF receiving the General Fund standing appropriation of $17.5 million in FY 2015. In total, the TRF has received $205.0 million since its inception. Of the total, 25.6% was from the General Fund and 74.4% was provided from other sources. The chart below displays funding provided to the TRF by year.

Chart 1 — Appropriations to the TRF (in millions)

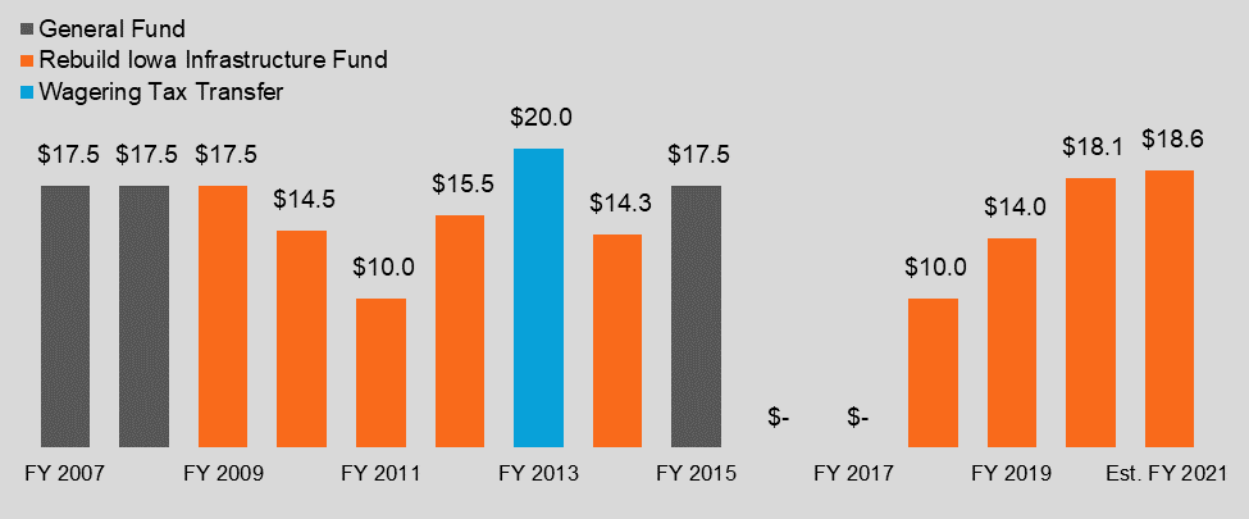

More Information

Iowa Legislature: www.legis.iowa.gov
LSA Staff Contact: Adam Broich (515.281.8223) adam.broich@legis.iowa.gov

Chart 1 shows that no funding was appropriated in FY 2016 and FY 2017 to the TRF. For both of these years, technology projects were funded directly from the RIIF. The General Assembly appropriated $10.5 million from the RIIF for technology projects in FY 2016 and $8.7 million for technology projects in FY 2017.

Appropriations

Since FY 2007, the General Assembly has appropriated funding from the TRF to State agencies for programs and projects 13 times. Generally, appropriations from the TRF match the funding appropriated to the TRF (**Chart 1**), but in some years unexpended funds brought forward from the prior year mean the General Assembly may have resources available in addition to the appropriated funds. Appropriations by department are shown in **Chart 2**. The top two recipients are the Department of Education (26.9%) and the Iowa Communications Network (ICN) (13.8%).

Chart 2 — Top 15 Agencies Receiving TRF Appropriations (in millions)
FY 2007 – Estimated FY 2021

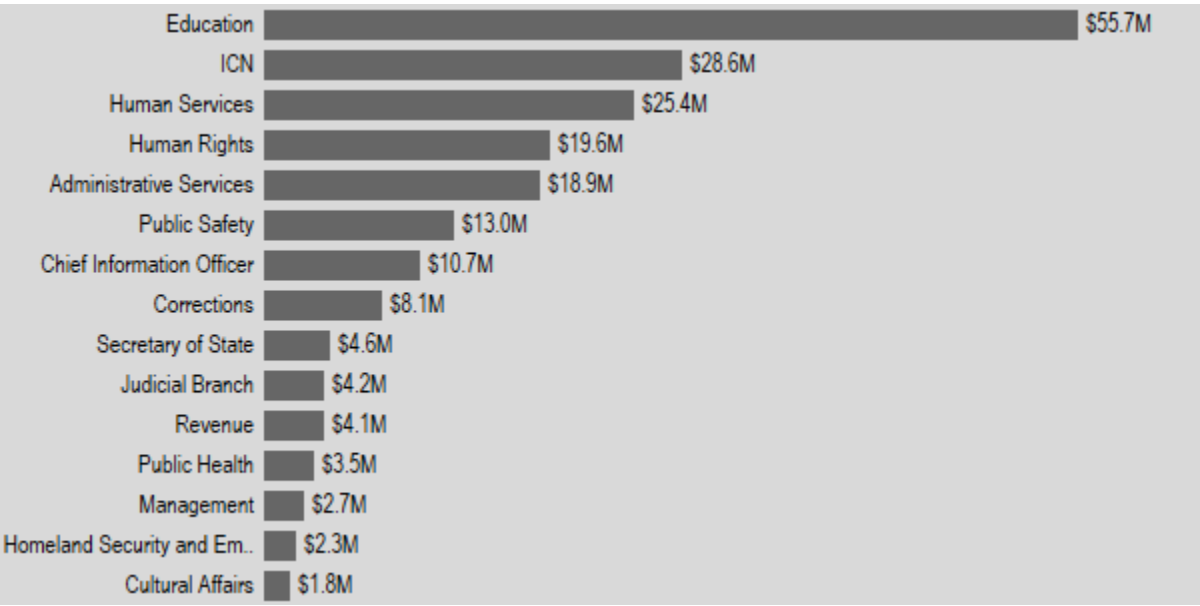

Projects and acquisitions funded by the TRF are typically completed within a fiscal year and do not require ongoing annual appropriations. However, several departments have received ongoing appropriations for technology systems and projects. The projects listed below received a total of $5.2 million (28.7% of TRF appropriations) in FY 2020.

Table 1 — Technology Projects and Programs That Received Ongoing Appropriations

Department	Appropriation Name
Department of Education	ICN Part III Leases Statewide Education Data Warehouse
Department of Homeland Security Emerg. Mgmt.	Alert Iowa Statewide Messaging System
Department of Human Rights	Criminal Justice Information System Justice Data Warehouse
Department of Management	Iowa Grants Management Searchable Online Database
Iowa Communications Network	Equipment Replacement (Ended in FY 2015)

Other projects have required multiyear appropriations but for a limited term. These projects may obligate funding for a number of years before completion. Multiyear projects that are ongoing in FY 2021 are listed in **Table 2**.

Table 2 — Limited-Term Technology Appropriations (over multiple fiscal years)

Local Government Budget and Prop. Tax System (FY 2018 enacted in 2017, FY 2019 enacted in 2018, FY 2020 enacted in 2019, FY 2021 enacted in 2020)	FY 2018:	$600,000
	FY 2019:	$600,000
	FY 2020:	$120,000
	FY 2021:	$624,000
	Total:	$1,320,000
Medicaid Technology (FY 2018 enacted in 2017, other years enacted in 2018)	FY 2018:	$1,000,000
	FY 2019:	$636,000
	FY 2020:	$1,228,535
	FY 2021:	$1,979,319
	FY 2022:	$1,625,363
	FY 2023:	$1,416,680
	FY 2024:	$1,578,280
	FY 2025:	$1,335,178
	Total:	$10,799,355
Voter Registration System (Enacted in 2018)	FY 2019:	$1,050,000
	FY 2020:	$2,100,000
	FY 2021:	$1,400,000
	FY 2022:	$1,400,000
	FY 2023:	$1,400,000
	Total:	$7,350,000

Doc ID 1150851

Technology Reinvestment Fund Appropriations – FY 2015 - FY 2021

Iowa LSA || Adam Broich (515.281.8223) adam.broich@legis.iowa.gov

		2015	2016	2017	2018	2019	2020	2021	Grand Total
Chief Information Officer	IT Consolidation - TRF	$7,728,189	-	-	$1,000,000	$1,000,000	$1,000,000	-	$10,728,189
	Total	$7,728,189	-	-	$1,000,000	$1,000,000	$1,000,000	-	$10,728,189
Corrections	DOC Technology - TRF	-	-	-	-	-	$629,000	$500,000	$1,129,000
	Total	-	-	-	-	-	$629,000	$500,000	$1,129,000
Cultural Affairs	Grout Museum Oral History Exhibit - TRF	$500,000	-	-	-	-	-	-	$500,000
	Total	$500,000	-	-	-	-	-	-	$500,000
Education	Common Course Numbering Mgmt - TRF	$150,000	-	-	-	-	-	-	$150,000
	ICN Part III Leases & Maintenance - TRF	$2,727,000	-	-	$2,727,000	$2,727,000	$2,727,000	$2,727,000	$13,635,000
	Iowa PBS Equipment Replacement - TRF	$1,000,000	-	-	$260,000	$500,000	$500,000	$1,000,000	$3,260,000
	Statewide Ed Data Warehouse - TRF	$600,000	-	$236,161	$600,000	$600,000	$600,000	$600,000	$3,236,161
	Total	$4,477,000	-	$236,161	$3,587,000	$3,827,000	$3,827,000	$4,327,000	$20,281,161
Ethics and Campaign Disclosure Board	Electronic Filing - TRF	-	-	-	-	-	-	$500,000	$500,000
	Total	-	-	-	-	-	-	$500,000	$500,000
Homeland Security and Emergency Mgmt	Mass Notification & Emer Messaging - TRF	$400,000	-	-	$400,000	$400,000	$400,000	$400,000	$2,000,000
	Total	$400,000	-	-	$400,000	$400,000	$400,000	$400,000	$2,000,000
Human Rights	Criminal Justice Info System (CJIS) - TRF	$1,300,000	-	-	$1,000,000	$1,200,000	$1,200,000	$1,400,000	$6,100,000
	Justice Data Warehouse - TRF	$314,474	-	-	$157,980	$157,980	$157,980	$157,980	$946,394
	Total	$1,614,474	-	-	$1,157,980	$1,357,980	$1,357,980	$1,557,980	$7,046,394
Human Services	FACS System Replacement - TRF	-	-	-	-	-	$5,525,660	-	$5,525,660
	Homestead Autism Clinics Technology - TRF	$155,000	-	-	-	-	-	-	$155,000
	Medicaid Technology - TRF	$3,345,684	-	-	$1,000,000	$636,000	$1,228,535	$1,979,319	$8,189,538
	Poison Control Center - TRF	-	-	-	-	-	-	$34,000	$34,000
	Total	$3,500,684	-	-	$1,000,000	$636,000	$6,754,195	$2,013,319	$13,904,198
Inspections and Appeals	Online Claims Development - TRF	-	-	-	$66,463	$88,800	$50,000	-	$205,263
	Total	-	-	-	$66,463	$88,800	$50,000	-	$205,263
Judicial Branch	County Courthouse Technology - TRF	-	-	-	-	-	-	$163,000	$163,000
	Technology Projects - TRF	-	-	-	-	$3,000,000	-	-	$3,000,000
	Total	-	-	-	-	$3,000,000	-	$163,000	$3,163,000
Law Enforcement Academy	ILEA Technology Projects - TRF	-	-	-	-	-	$15,000	$400,000	$415,000
	Total	-	-	-	-	-	$15,000	$400,000	$415,000
Management	Iowa Grants Mgmt Implementation - TRF	$100,000	-	-	$50,000	$70,000	$50,000	$70,000	$340,000
	Local Gov't Budget & Property Tax System - ..	-	-	-	$600,000	$600,000	$120,000	$624,000	$1,944,000
	Searchable Online Databases - TRF	-	-	-	$45,000	$45,000	$45,000	$45,000	$180,000
	Total	$100,000	-	-	$695,000	$715,000	$215,000	$739,000	$2,464,000
Natural Resources	Air Quality Application Sys. - TRF	-	-	-	-	$954,000	-	-	$954,000

_appropriation_not_null broken down by Fiscal Year_Num vs. J Dept Rollup noDept and Budget Unit Name. Details are shown for Full Signature (Sheet1 (Staff list)). The context is filtered on Fiscal_Year_date_format Year, which ranges from 2015 to 2021. The data is filtered on _Filter_Totals, J Dept Rollup and J Fund Name. The _Filter_Totals filter keeps True. The J Dept Rollup filter keeps multiple members. The J Fund Name filter keeps Technology Reinvestment Fund. The view is filtered on Full Signature (Sheet1 (Staff list)), which keeps Adam Broich (515.281.8223) adam.broich@legis.iowa.gov.

Technology Reinvestment Fund Appropriations – FY 2015 - FY 2021

Iowa LSA || Adam Broich (515.281.8223) adam.broich@legis.iowa.gov

		2015	2016	2017	2018	2019	2020	2021	Grand Total
Natural Resources	Total	-	-	-	-	$954,000	-	-	$954,000
Parole	Technology Projects - TRF	-	-	-	-	$50,000	-	-	$50,000
	Total	-	-	-	-	$50,000	-	-	$50,000
Public Health	Consolidate AMANDA Instances - TRF	-	-	-	-	-	$796,800	-	$796,800
	EMS Data System - TRF	$150,000	-	-	-	-	-	-	$150,000
	Medical Cannabidiol Registry - TRF	-	-	-	-	$350,000	-	-	$350,000
	State Medical Examiner Office - TRF	-	-	-	$1,037,000	-	-	$395,000	$1,432,000
	Total	$150,000	-	-	$1,037,000	$350,000	$796,800	$395,000	$2,728,800
Public Safety	DCI Lab Evidence Mgmt System - TRF	-	-	-	-	-	$80,000	-	$80,000
	DPS Technology Projects - TRF	-	-	-	-	$125,000	-	-	$125,000
	Lab Information Mgmt System - TRF	-	-	-	-	-	$300,000	-	$300,000
	Post 16 Technology Upgrade - TRF	-	-	-	-	-	$250,000	-	$250,000
	Radio Communication Upgrades - TRF	-	-	-	$1,116,377	$860,000	-	-	$1,976,377
	Virtual Storage Archival System - TRF	-	-	-	-	-	$290,000	-	$290,000
	Total	-	-	-	$1,116,377	$985,000	$920,000	-	$3,021,377
Revenue	Tax System Modernization - TRF	-	-	-	-	-	-	$4,070,460	$4,070,460
	Total	-	-	-	-	-	-	$4,070,460	$4,070,460
Secretary of State	Voter Registration System Update - TRF	-	-	-	-	$1,050,000	$2,100,000	$1,400,000	$4,550,000
	Total	-	-	-	-	$1,050,000	$2,100,000	$1,400,000	$4,550,000
Telecommunications and Tech Commission	Firewall & DDoS Mitigation - TRF	-	-	-	-	-	-	$2,071,794	$2,071,794
	ICN Equipment Replacement - TRF	$2,245,653	-	-	-	-	-	-	$2,245,653
	Total	$2,245,653	-	-	-	-	-	$2,071,794	$4,317,447
Veterans Affairs	Technology Equipment - TRF	-	-	-	-	-	$5,000	$21,000	$26,000
	Total	-	-	-	-	-	$5,000	$21,000	$26,000
Grand Total		$20,716,000	-	$236,161	$10,059,820	$14,413,780	$18,069,975	$18,558,553	$82,054,289

_appropriation_not_null broken down by Fiscal Year_Num vs. J Dept Rollup noDept and Budget Unit Name. Details are shown for Full Signature (Sheet1 (Staff list)). The context is filtered on Fiscal_Year_date_format Year, which ranges from 2015 to 2021. The data is filtered on _Filter_Totals, J Dept Rollup and J Fund Name. The _Filter_Totals filter keeps True. The J Dept Rollup filter keeps multiple members. The J Fund Name filter keeps Technology Reinvestment Fund. The view is filtered on Full Signature (Sheet1 (Staff list)), which keeps Adam Broich (515.281.8223) adam.broich@legis.iowa.gov.

FISCAL TOPICS

Fiscal Services Division

August 27, 2020

Ground Floor, State Capitol Building Des Moines, Iowa 50319 515.281.3566

Vertical Infrastructure Requirement Exemptions

The Rebuild Iowa Infrastructure Fund (RIIF) was created during the 1995 Legislative Session for the purpose of funding public infrastructure projects. The following year, the General Assembly required that all appropriations from the RIIF comply with the definition of vertical infrastructure established in Iowa Code section 8.57(5)(c). Fiscal Year 1998 was the first year the requirement was in effect. Currently, the definition of "vertical infrastructure" includes:

- Land acquisition and construction
- Major renovation and major repair of buildings
- Routine, recurring maintenance
- All appurtenant structures
- Utilities
- Site development
- Recreational trails
- The Renewable Fuels Infrastructure Program
- Debt service payments on academic revenue bonds issued in accordance with Iowa Code chapter 262A for capital projects of the Board of Regents

Over the years the definition of vertical infrastructure has been amended several times. The following amendments to the definition have been adopted:

- The 2008 Infrastructure Appropriations Act removed funding for the completion of Part III of the Iowa Communications Network from the definition. (2008 Iowa Acts, chapter 1179)
- The 2011 Infrastructure Appropriations Act amended the definition to include debt services payments on academic revenue bonds for Board of Regents capital projects. (2011 Iowa Acts, chapter 133)
- The 2014 Infrastructure Appropriations Act amended the definition to include routine maintenance. Previously, the Iowa Code had explicitly excluded routine maintenance from the definition of vertical infrastructure. (2014 Iowa Acts, chapter 1136)
- The 2017 Infrastructure Appropriations Act amended the definition to include the Renewable Fuels Infrastructure Program. (2017 Iowa Acts, chapter 173)

Legislation that appropriates funds not in compliance with the definition of vertical infrastructure will include language that exempts the appropriation from the statutory definition. **Appendix A** shows total funding by fiscal year for projects that received an exemption from the definition of vertical infrastructure.

Since the definition has been in place, the percentage of appropriations that have received exemptions from the definition of vertical infrastructure has ranged from 14.5% to 98.9%, with an annual average of 46.6%. The percentage of appropriated dollars exempted has ranged from 41.2% to 48.7% in the four most recent fiscal years.

Appropriations that were exempted from the definition from FY 2015 to FY 2021 are included in **Appendix B**. In recent years, major exempted appropriations have included the Environment First Fund, Lake Restoration, the Technology Reinvestment Fund, and the Water Quality Initiative. These four-line items account for more than 89.7% of the total dollars that received an exemption from the definition of vertical infrastructure in FY 2021.

Doc ID 1139839

More Information

LSA Staff Contact: Adam Broich (515.281.8223) adam.broich@legis.iowa.gov

Appendix A – Rebuild Iowa Infrastructure Fund by Fiscal Year

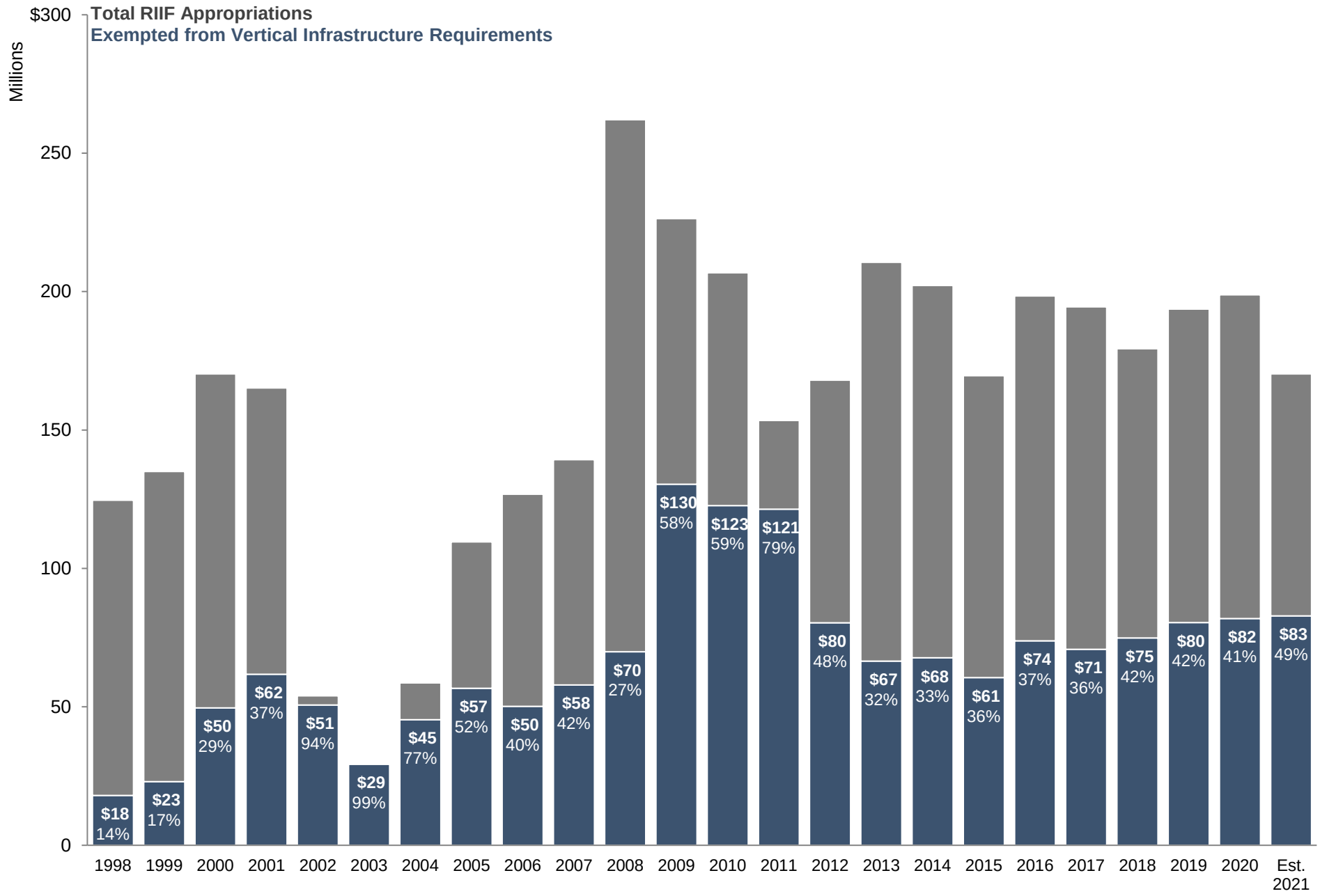

Appendix B – Appropriations Exempted from Vertical Infrastructure Definition Requirements

		FY 2015	FY 2016	FY 2017	FY 2018	FY 2019	FY 2020	FY 2021	Grand Total
Administrative Services	Security Cameras							$250,000	$250,000
	Total							$250,000	$250,000
Agriculture and Land Stewardship	Ag Drainage Wells		$1,920,000	$1,920,000	$1,875,000	$1,875,000			$7,590,000
	Water Quality Initiative		$5,200,000	$5,200,000	$5,200,000	$5,200,000	$5,200,000	$5,200,000	$31,200,000
	Total		$7,120,000	$7,120,000	$7,075,000	$7,075,000	$5,200,000	$5,200,000	$38,790,000
Cultural Affairs	Grout Museum - Korean War Project			$250,000	$250,000				$500,000
	Total			$250,000	$250,000				$500,000
Economic Development	Junior Olympics					$250,000			$250,000
	Regional Sport Authority Districts	$500,000	$500,000	$500,000	$500,000	$500,000	$500,000	$500,000	$3,500,000
	World Food Prize/Ruan Borlaug Scholar	$200,000	$300,000	$300,000	$300,000	$300,000	$300,000		$1,700,000
	Total	$700,000	$800,000	$800,000	$800,000	$1,050,000	$800,000	$500,000	$5,450,000
Education	ICN Part III & Maintenance & Leases		$2,727,000	$2,727,000					$5,454,000
	IPTV Equipment Replacement		$1,256,200	$1,017,000					$2,273,200
	Statewide Education Data Warehouse		$600,000	$363,839					$963,839
	Total		$4,583,200	$4,107,839					$8,691,039
Homeland Security	Mass Notif. & Emerg. Messag. Sys.		$400,000	$400,000					$800,000
	Total		$400,000	$400,000					$800,000
Human Rights	Criminal Justice Info System Integration		$1,300,000	$1,345,000					$2,645,000
	Justice Data Warehouse		$159,474	$117,980					$277,454
	Total		$1,459,474	$1,462,980					$2,922,454
Iowa Law Enforcement Academy	Law Enforcement Academy Furniture							$280,000	$280,000
	Total							$280,000	$280,000
Judicial Branch	County Courthouse Equip. and Furniture						$193,620	$211,455	$405,075
	Polk County Justice Ctr. Furn. And Equip.					$1,464,705			$1,464,705
	Total					$1,464,705	$193,620	$211,455	$1,869,780
Management	Electronic Grants Management System		$50,000	$50,000					$100,000
	Environment First Fund	$42,000,000	$42,000,000	$42,000,000	$42,000,000	$42,000,000	$42,000,000	$42,000,000	$294,000,000
	Searchable Online Databases		$45,000	$45,000					$90,000
	Technology Reinvestment Fund				$10,000,000	$14,400,000	$18,069,975	$18,550,000	$61,019,975
	Total	$42,000,000	$42,095,000	$42,095,000	$52,000,000	$56,400,000	$60,069,975	$60,550,000	$355,209,975
Natural Resources	Iowa Parks Foundation	$2,000,000							$2,000,000
	Lake Restoration and Dredging	$9,600,000	$9,600,000	$9,600,000	$9,600,000	$9,600,000	$9,600,000	$8,600,000	$66,200,000
	Water Trails and Low Head Dam Repairs	$2,000,000	$1,750,000	$1,000,000		$500,000	$500,000	$250,000	$6,000,000
	Total	$13,600,000	$11,350,000	$10,600,000	$9,600,000	$10,100,000	$10,100,000	$8,850,000	$74,200,000
Office of the Chief Information Officer	Broadband Improvements					$1,300,000			$1,300,000
	Total					$1,300,000			$1,300,000
Public Defense	Gold Star Museum	$250,000		$250,000					$500,000
	Total	$250,000		$250,000					$500,000
Public Health	M&CH Database Integration		$500,000	$500,000					$1,000,000
	Statewide Safety Net Pharmacy			$75,000					$75,000
	Total		$500,000	$575,000					$1,075,000
Public Safety	Ballistic Vests							$467,500	$467,500
	Bomb Suits							$384,000	$384,000
	DNA Data Marker			$150,000					$150,000
	Explosive Trace Detectors						$29,000		$29,000
	Fire Training Mobile Units		$100,000						$100,000
	Iowa State Patrol Aircraft							$1,713,170	$1,713,170
	Lab Liquid Chromatograph						$325,000		$325,000

Appendix B – Appropriations Exempted from Vertical Infrastructure Definition Requirements

		FY 2015	FY 2016	FY 2017	FY 2018	FY 2019	FY 2020	FY 2021	Grand Total
Public Safety	Network Contract				$4,143,687	$1,351,666	$3,719,355	$3,960,945	$13,175,653
	Tasers					$740,000			$740,000
	Total		$100,000	$150,000	$4,143,687	$2,091,666	$4,073,355	$6,525,615	$17,084,323
Regents	IPR - Radio Transmitter		$100,000						$100,000
	ISU - Vet Lab Cancer Equipment		$330,000						$330,000
	Total		$430,000						$430,000
Secretary of State	Voter Reg Data Processing		$234,000						$234,000
	Voter Registration System Update		$450,000	$300,000					$750,000
	Total		$684,000	$300,000					$984,000
State Fair	State Historical Build. Relocation – Study						$500,000		$500,000
	Total						$500,000		$500,000
Telecom and Tech Comm	ICN Equipment Replacement		$2,248,653	$1,150,000					$3,398,653
	Total		$2,248,653	$1,150,000					$3,398,653
Transportation	Railroad Revolving Loan & Grant Fund	$4,000,000	$2,000,000	$1,500,000	$1,000,000	$1,000,000	$1,000,000	$500,000	$11,000,000
	Total	$4,000,000	$2,000,000	$1,500,000	$1,000,000	$1,000,000	$1,000,000	$500,000	$11,000,000
Treasurer	Iowa ABLE Savings Plan Trust		$50,000						$50,000
	Total		$50,000						$50,000
Grand Total		$60,550,000	$73,820,327	$70,760,819	$74,868,687	$80,481,371	$81,936,950	$82,867,070	$525,285,224

ISSUE REVIEW
Fiscal Services Division
January 8, 2021

LSA
LEGISLATIVE SERVICES AGENCY
Serving the Iowa Legislature

Ground Floor, State Capitol Building Des Moines, Iowa 50319 515.281.3566

Board of Regents Facilities

ISSUE

This ***Issue Review*** evaluates academic, research, and administrative facilities operated by the Iowa Board of Regents, and the funding that supports these facilities. This document will review overall budgets, existing deferred maintenance, and a history of capital appropriations.

AFFECTED AGENCIES

Iowa Board of Regents

CODE AUTHORITY

Iowa Code chapter 262
Iowa Code chapter 262A

FACILITIES BACKGROUND

Budgetary support for Regents facilities is set by the Iowa Code and determined by facility use, which falls under the following four definitions:

- **Academic, Research, and Administrative Buildings:** These facilities are supported through the General Education Fund (GEF), Iowa Code chapter 262A. These facilities, the focus of this ***Issue Review***, are typically funded by General Fund appropriations and appropriations from the Rebuild Iowa Infrastructure Fund (RIIF).
- **Residence System:** These facilities are under the control of the Board of Regents (Iowa Code section 262.35(3)). These facilities are supported by rents, profits, and incomes arising from these properties. These facilities do not generally receive appropriations.
- **Self-Supporting Facilities:** These facilities are self-liquidating and revenue-producing facilities. Examples include, but are not limited to, student unions, recreational buildings, auditoriums, stadiums, parking facilities, and utilities (Iowa Code section 262.44). These facilities do not generally receive appropriations.
- **Medical Facilities:** These facilities are located at the University of Iowa (UI) and are used primarily for patient care, clinical instruction, and clinical research in the field of medicine (Iowa Code chapter 263A). These facilities do not generally receive appropriations.

FACILITIES

The Board of Regents manages a total of 41.1 million square feet of facility space across three universities and two institutions, of which 19.1 million are used for academic, research, and administrative purposes. This does not include leased space. Everyday upkeep of these facilities is supported through each university's General Education Fund. Renovations or remodels typically require funding from the RIIF or from academic revenue bonds.[1] The charts below show the square footage of these facilities by institution.[2] A full list of academic and research facilities is provided in **Attachment A**.

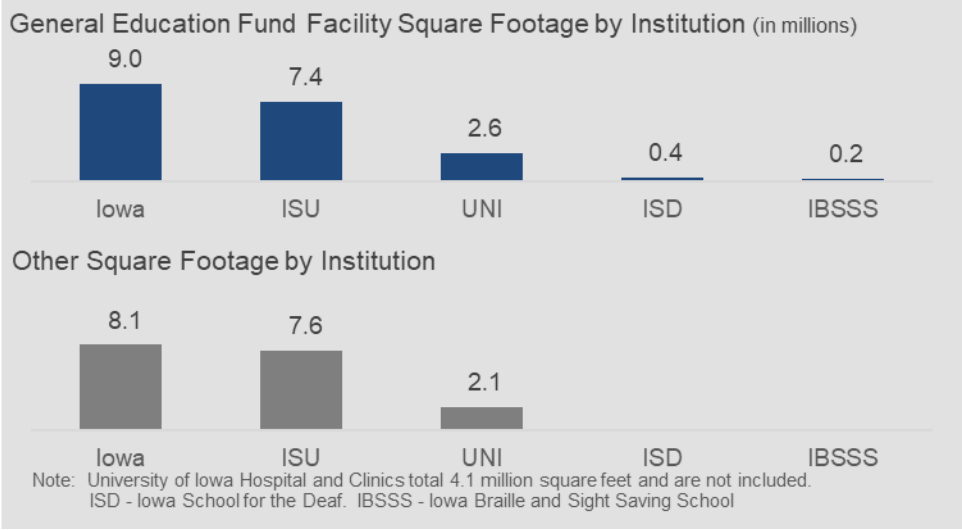

The chart below displays the initial construction date of current GEF facilities by square feet. Construction of much of the existing square footage occurred in two phases. The first phase was in the 1960s and 1970s and accounts for approximately 31.1% of the total GEF facility square footage. Many of these facilities are reaching the end of their useful life and account for major portions of the deferred maintenance on Regents facilities. Several remodeled or rehabilitated buildings were initially constructed during this time period, including the UI Pharmacy Building, the Iowa State University (ISU) Veterinary Diagnostic Laboratory, and the University of Northern Iowa (UNI) Schindler Building.

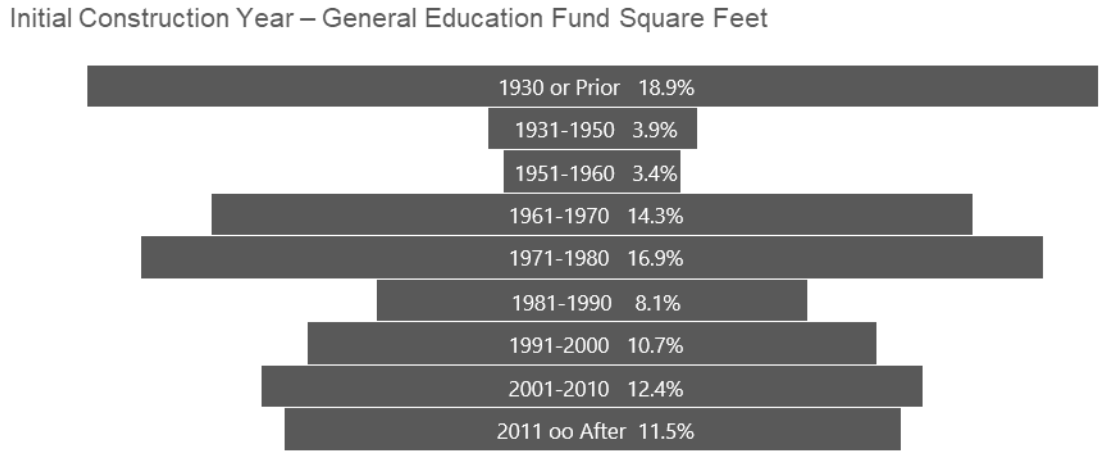

[1] Academic revenue bonds are bonds that are secured against future tuition revenue.

[2] A complete list of State owned facilities is available in an ***Issue Review*** published in 2018.

Deferred Maintenance

Definition – Deferred maintenance is the repair or replacement of all, or a part of, an existing capital asset that was not repaired or replaced at the appropriate due to limited resources. Deferred maintenance results from inaction on normal maintenance, including planned and preventive maintenance, and renewal and replacement projects.

The Board of Regents receives updates on deferred maintenance totals in the Annual Facilities Report. These totals are established either by university staff or with the assistance of a consulting firm. The UI has relied on a combination of internal and external staff to establish its deferred maintenance list. ISU maintains a backlog of deferred maintenance through a methodology that assesses nine different building components[3], the replacement value of the building, and the age and condition of building systems. UNI maintains building assessments through consultation with building users and maintenance staff. The Iowa School for the Deaf (ISD) identifies deferred maintenance items through inspections and reports from facility staff. Deferred maintenance on the Iowa Braille and Sight Saving School (IBSSS) campus is identified by ISU and IBSSS staff. The Board of Regents is currently negotiating with the city of Vinton to transfer ownership of the IBSSS to the city.

In recent years, deferred maintenance cost totals have increased steadily at each university. The charts below display current deferred maintenance totals by university reported in calendar year 2020 and increases in deferred maintenance costs over time. Since 2012, reported deferred maintenance totals have increased by an average of 11.2% per year. Reported deferred maintenance increased considerably in 2019 when the UI reported an additional $231.9 million in deferred maintenance, an increase that is related to switching consultants. Beginning in 2019, the UI switched to Sightlines, a company that specializes in facility management for higher education. For UI, deferred maintenance totals increased by an average of 13.7% per year from 2012-2020. UNI witnessed a substantial increase in 2016 when seven building assessments were completed by UNI staff. Deferred maintenance totals for UNI facilities have increased at an annual rate of 15.1% from 2012 to 2020. Compared to the other two universities, ISU deferred maintenance totals have fluctuated less, but have still increased at an average rate of 9.8% per year.

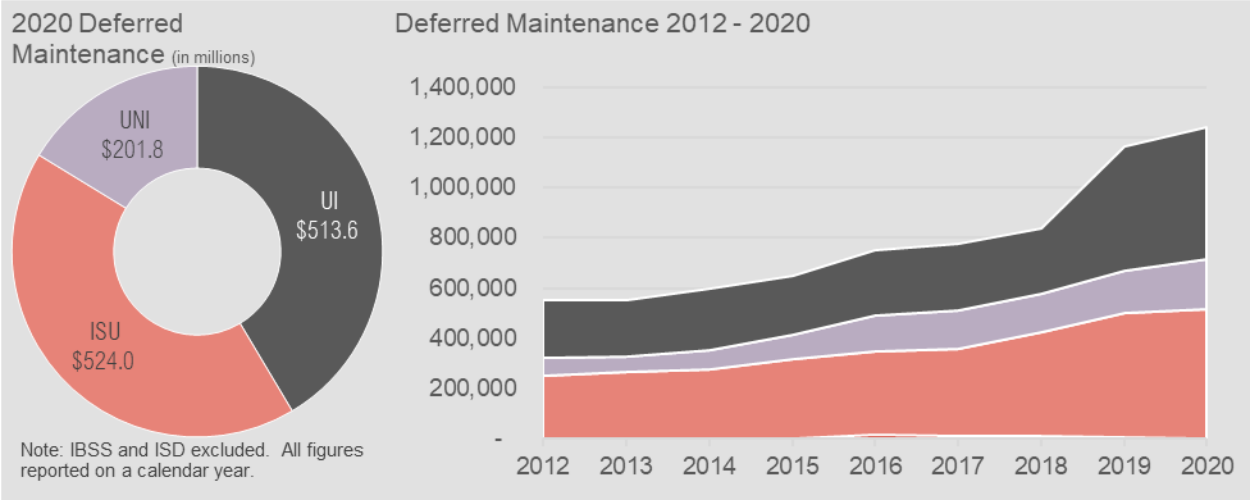

[3] System categories used by ISU to determine deferred maintenance include envelope, HVAC, roof, windows, site, electric, plumbing, interior, and elevators.



The chart to the right shows deferred maintenance by the cost per square foot. The extent of deferred maintenance by institution varies from $78.4 per square foot for UNI to a low of $3.8 per square foot for the ISD. However, the methods used to identify and track deferred maintenance are a key consideration when comparing institutions. The UI reported deferred maintenance per square foot of $29.9 in 2018, which, after contracting with Sightlines, increased to $57.1 in 2020. In this case, the primary driver of the change was methodology and not the status of UI facilities. As a result, these numbers can be expected to change suddenly either with the failure of a major building component or the reassessment of existing facilities.

Replacement Value

The Iowa Board of Regents uses replacement value to track and maintain facilities. The Board defines replacement value as the following:

> *"The cost to design and construct a facility to current standards to replace an existing facility at the same location. Includes design, construction and construction administration, and management. Includes standard foundations, all interior and exterior walls, windows and doors, roof, utilities out to the 5-foot line, all built-in plumbing and lighting fixtures, fire protection systems, plumbing and electrical systems, wall and floor coverings, heating and air conditioning system, and elevators. Does not include information technology or audio-visual equipment, furniture, artwork, intrusion-detection or camera systems, unique site-specific costs, or other equipment that is not part of the building."*

Replacement value is calculated through cost-per-square-footage estimates that are determined by facility use.[4] The Board uses this replacement value total to develop budgetary targets to maintain physical plants and building infrastructure. In the Board of Regents Policy Manual, 1.0% of replacement value is identified as the budgetary target for facility maintenance. However, in the past the Board has considered using a target of 1.5% of replacement value, which is used by other organizations throughout the country. The table below displays facility replacement value by institution, deferred maintenance targets, and the average expense of deferred maintenance from FY 2015 through FY 2020. On average, expenditure of deferred maintenance has been 50.0% to 75.0% less than 1.0% of total replacement value.

Replacement Value and Deferred Maintenance Target
(in millions)

	Replacement Value	Deferred Maint. Target (1.0%)	Deferred Maint. Target (1.5%)	Average Expenditures
UI	$ 5,765.6	$ 57.7	$ 86.5	$ 26.3
ISU	3,468.7	34.7	52.0	15.9
UNI	1,205.1	12.1	18.1	3.2
ISD	76.0	0.8	1.1	0.2
IBSSS	91.5	0.9	1.4	0.2
	$ 10,606.9	$ 106.1	$ 159.1	$ 45.8

[4] Facility uses include administration/office/classroom, mixed laboratory, laboratory intensive, service and support, warehouse/shop/storage, service and support, warehouse/shop/storage, service and support, and mixed laboratory.

Expenditures for Repairs and Capital Projects

This section reviews funding sources that support GEF facilities. The Board has typically relied upon support from the GEF, the RIIF, and academic building revenue bonds to fund renovation and maintenance of GEF facilities. Each funding source is authorized separately and involves the General Assembly at different stages of the process. In the case of the GEF, the General Assembly provides a significant share of the support through General Fund appropriations, but each institution controls expenditures for facilities. The General Assembly makes appropriations from the RIIF to the Board each year for specific purposes. Academic building revenue bonds require legislative authorization, are secured against tuition revenue, and are supported through annual appropriations which pay for debt service.

General Education Fund

The GEF is primarily supported through State appropriations and from tuition. From this funding, the Regents institutions support General Fund general operations, which include building repairs. Typically, building repairs include tuckpointing, window replacement, fire safety improvements, roof repairs, and Americans with Disabilities Act (ADA) compliance projects. This expenditure is not typically utilized to fund new construction or major renovation projects that receive capital appropriations. In FY 2020, the Board allocated 2.4% of all available resources to building repairs, an amount less than the average yearly allocation of 2.8%.

General Education Fund Revenue and Expenses by Institution - FY 2020 (in millions)

	SUI	ISU	UNI	ISD	IBSS	Total
Resources						
General Fund Approps.	$233.40	$230.60	$107.62	$10.30	$3.99	$585.92
Appropriations Share of Total	*30.5%*	*31.1%*	*58.6%*	*92.9%*	*45.5%*	*34.2%*
Federal Support	-	15.41	-	0.03	-	15.44
Interest	1.56	2.00	0.89	0.00	0.00	4.46
Tuition	476.68	469.47	73.51	-	-	1,019.66
Tuition Share of Total	*62.3%*	*63.3%*	*40.0%*	*0.0%*	*0.0%*	*59.6%*
Reimbursed Indirect Costs	51.89	21.05	1.12	0.01	0.05	74.13
Sales and Services	1.97	-	0.45	0.46	3.78	6.66
Other Income	0.00	3.44	-	0.28	0.96	4.68
Total Revenues	$765.51	$741.97	$183.59	$11.08	$8.77	$1,710.93
Expenditures						
Salaries	$517.89	$477.23	$133.68	$8.89	$7.17	$1,144.86
Prof. /Scientific Supplies	49.72	74.89	20.09	1.53	1.19	147.42
Library Acquisitions	18.64	11.75	2.13	0.00	0.01	32.53
Rentals	6.25	2.62	0.87	-	0.11	9.85
Utilities	34.69	23.48	4.03	0.31	0.17	62.68
Building Repairs	**29.81**	**7.28**	**3.82**	**0.17**	**0.07**	**41.15**
Repairs Share of Total	*3.9%*	*1.0%*	*2.1%*	*1.6%*	*0.8%*	*2.4%*
Auditor of State	0.66	0.74	0.29	0.04	0.03	1.76
Equipment	3.88	4.19	0.87	0.14	0.01	9.09
Aid to Individuals	103.80	121.43	14.57	-	-	239.80
Total	$765.34	$723.61	$180.34	$11.08	$8.77	$1,689.14

Note: Excludes expenditures for capital projects, the central office, and other one-time appropriations. Numbers may not total due to rounding.

A history of expenditures for building repairs is displayed below. These expenditures comprised an average of 2.8% of all expenditures from FY 2015 through FY 2020, but this average varied by university. The UI expended an average of $30.8 million on building repairs, which was 3.5% of GEF expenditures. ISU expended an average of 2.3% of total expenditures on building repairs. UNI expended an average of about $3.1 million on building repairs, which was 1.8% of all expenditures from FY 2015 through FY 2020.

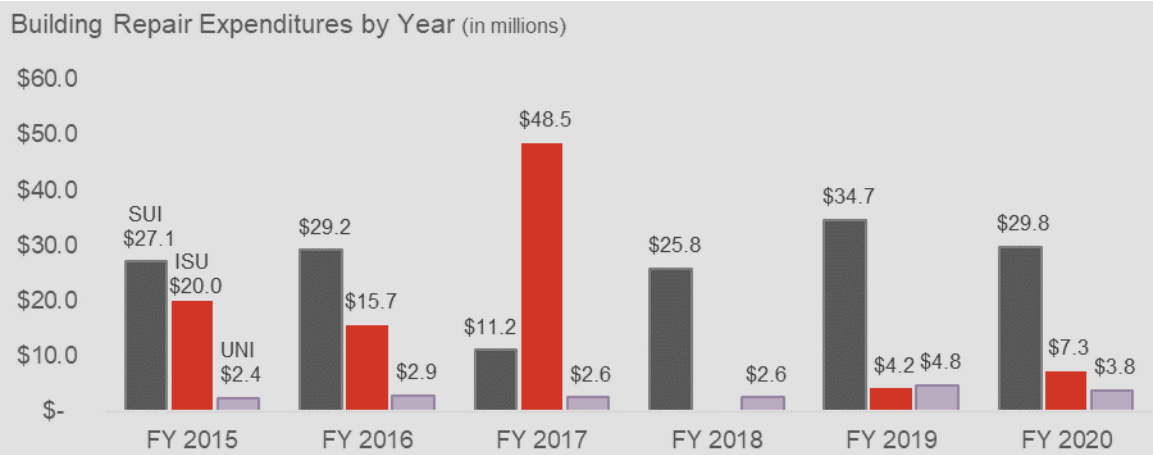

Note: ISU's expenditures for FY 2018 were low because the GEF incurred costs for the Biosciences Facility and Student Innovation Center building projects in FY 2017, which were reimbursed from other funding in FY 2018.

Capital Projects — Rebuild Iowa Infrastructure Fund (RIIF)

The RIIF was created in 1995 with the intention of funding public vertical infrastructure projects. Appropriations from the RIIF, which primarily consists of wagering taxes and fees from Iowa's casino industry, are often made to the Board of Regents for specific capital projects and to fund the debt service of academic building revenue bonds previously authorized by the General Assembly. With the exception of tuition replacement, these appropriations have been multi-year appropriations for capital projects that end once the project has been completed. Projects that remodel existing facilities often eliminate deferred maintenance. A recent history of all appropriations from the RIIF to the Board of Regents is displayed below.

Multiyear Capital Appropriations and Tuition Replacement by Fiscal Year
(in millions)

		2014	2015	2016	2017	2018	2019	2020
ISU	Ag/Biosystems Engineering	$21.8	$18.6					
	Biosciences Building			$11.0	$15.5	$19.5	$4.0	
	Student Innovation Center				$1.0	$6.0	$6.0	$7.0
	College of Veterinary Medicine						$1.0	$12.5
Iowa	Dental Science Building	$9.8	$8.0					
	Pharmacy Building Renovation			$13.0	$23.0	$22.8	$5.5	
UNI	Bartlett Hall	$10.3	$1.9					
	Schindler Ed Center Renovation			$15.0	$15.9			
ISD	Long Hall Renovation							$3.0
	Tuition Replacement	$27.9	$29.7	$30.2	$32.4	$28.3	$31.5	$28.1

Tuition replacement appropriations have fully funded the debt service payments for prior facilities funded from academic building revenue bond proceeds. Capital appropriations from FY 2015 to FY 2019 have addressed deferred maintenance and upgraded and modernized facilities. With the exception of the ISU Student Innovation Center, which overlapped with appropriations for the Biosciences Facility and the Veterinary Diagnostic Laboratory, capital projects tend to be appropriated per institution only as other projects have been completed. This is due to the high demand on the RIIF relative to the resources available.

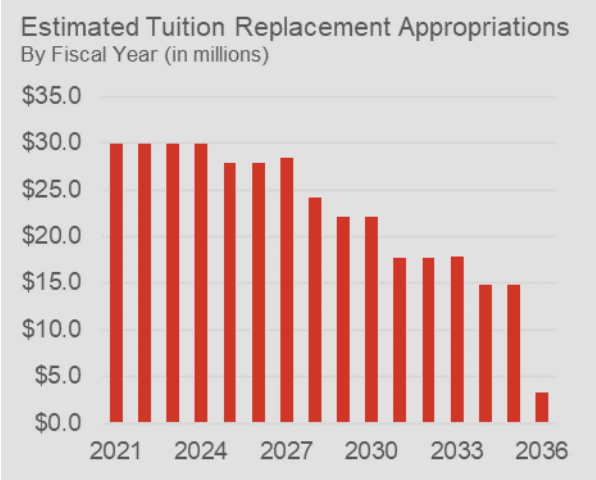

The General Assembly is not required to make these appropriations for tuition replacement, but traditionally has done so to avoid tuition increases that would be necessary to pay for the debt service. In recent years, the General Assembly has appropriated an average of $30.0 million per year in tuition replacement funding. Over the next few years, payments for tuition replacement are expected to remain relatively flat before declining gradually. Projected debt service payments will increase only if the General Assembly authorizes the issuance of additional Academic Building Revenue Bonds. Recent funding and debt service for tuition replacement is reflected in the table below. Expenses over this time period have exceeded appropriations because the Board uses excess funding available in the Debt Service Reserve Fund to cover some of the payments for debt service. Additional information regarding academic revenue bonds is on page 9.

Tuition Replacement (in millions)	FY 2015	FY 2016	FY 2017	FY 2018	FY 2019	FY 2020
Appropriation	$ 29.7	$ 30.2	$ 32.4	$ 28.3	$ 31.5	$ 28.1
Expenditure	30.2	30.1	31.2	31.3	31.4	29.2

From FY 2015 to FY 2020, the UI received $72.3 million in appropriations for two capital projects. Appropriations for the Dental Science Building were enacted over four fiscal years, three of which are outside the scope of this ***Issue Review***, and totaled $29.0 million. This renovation updated existing space to accommodate modern dental practices and update the facility, which had been last remodeled in the early 1970s. The Pharmacy Building received $64.3 million in appropriations over four fiscal years (FY 2016 to FY 2019). This project renovated the existing Pharmacy Building, which had been constructed in the early 1960s. The project provided an improved learning space and repaired or removed $18.0 million in deferred maintenance. **Appendix B** displays funding for each project reviewed in this ***Issue Review***.

University of Iowa (in millions)	FY 2015	FY 2016	FY 2017	FY 2018	FY 2019	FY 2020
Dental Science Building						
Appropriation	$ 8.0	$ -	$ -	$ -	$ -	$ -
Expenditure	7.2	0.8	-	-	-	-
Pharmacy Building						
Appropriation	$ -	$ 13.0	$ 23.0	$ 22.8	$ 5.5	$ -
Expenditure	-	5.2	4.9	37.4	16.8	-

From FY 2015 to FY 2020, ISU received $92.9 million in appropriations for four capital projects. ISU received a total of $50.0 million in State appropriations for the Biosciences Building from FY 2016 to FY 2019. This facility supports research and teaching in plant and animal sciences. The Agricultural and Biosystems Engineering Building received a total of $60.4 million in appropriations from the General Assembly, the majority of which was received prior to FY 2015. The renovation improved the facility by updating laboratories and classrooms. The project also repaired or removed $6.0 million in deferred maintenance. ISU is currently receiving appropriations for the Student Innovation Center, which will receive appropriations until FY 2022. In total, $40.0 million was appropriated for the Student Innovation Center for a facility that consolidates existing lab space with the intention of creating a single collaborative space for students to work on science and technology projects. The General Assembly also appropriated $64.6 million from FY 2019 to FY 2024 for the Veterinary Diagnostic Laboratory. This funding will update the existing laboratory and research and teaching space. The facility was built in the 1970s, and demands for the use of the Veterinary Diagnostic Laboratory have exceeded available space.

Iowa State Univ. (in millions)	FY 2015	FY 2016	FY 2017	FY 2018	FY 2019	FY 2020
Biosciences Building						
Appropriation	$ -	$ 11.0	$ 15.5	$ 19.5	$ 4.0	$ -
Expenditure	-	9.9	16.6	19.5	4.0	-
Ag/Biosystems Engineering						
Appropriation	$ 18.6	$ -	$ -	$ -	$ -	$ -
Expenditure	18.6	-	-	-	-	-
Student Innovation Center						
Appropriation	$ -	$ -	$ 1.0	$ 6.0	$ 6.0	$ 7.0
Expenditure	-	-	-	7.0	6.0	7.0
Veterinary Diagnostic Lab						
Appropriation	$ -	$ -	$ -	$ -	$ 1.0	$ 3.3
Expenditure	-	-	-	-	0.3	12.5

UNI received appropriations for two building projects over the time period reviewed in this ***Issue Review***. Bartlett Hall received appropriations totaling $21.0 million, the majority of which was received prior to the years reviewed in this ***Issue Review***. This project renovated Bartlett Hall, which was constructed in the 1930s and 1950s. The building houses staff offices, seminar rooms, and laboratories. The project addressed $9.4 million in deferred maintenance. The second facility renovation funded within this time period was the Schindler Education Building. This facility was built in the early 1970s and had accrued an estimated $10.3 million in deferred maintenance. The building houses the College of Education and is the primary facility for training teachers at UNI.

Univ. of Northern Iowa (in millions)	FY 2015	FY 2016	FY 2017	FY 2018	FY 2019	FY 2020
Bartlett Hall						
Appropriation	$ 1.9	$ -	$ -	$ -	$ -	$ -
Expenditure	1.9	0.1	-	-	-	-
Schindler Ed Center Renovation						
Appropriation	$ -	$ 15.0	$ 15.9	$ -	$ -	$ -
Expenditure	-	11.3	19.7	-	-	-

The ISD did not expend any funding appropriated in FY 2020 within that fiscal year.

Academic Building Revenue Bonds

Iowa Code chapter 262A authorizes the sale of academic building revenue bonds by the Board of Regents upon approval by the Iowa General Assembly. Academic Building Revenue Bond issuances have funded academic building projects on all three campuses. The last authorization of academic revenue bonds was in 2009. A list of projects that were funded with existing Academic Revenue Bonds is below.

Facilities Funded by Academic Building Revenue Bonds Since 2004

University of Iowa	Iowa State University	University of Northern Iowa
Chemistry Building	Vet. Med. Diagnostic Lab.	Russell Hall
Department of Art	Coover Hall Renovation	Science Buildings
Department of Psychology	Hach Hall	Sabin Hall
Pentacrest HVAC	Fire Safety and Def. Maint.	Electrical Dist. System
Flood Recovery		Fire Safety and Def. Maint.
Fire Safety and Def. Maint.		

SUMMARY

Deferred maintenance totals have steadily increased over the years. This increase is due to budgeting decisions by the Board of Regents and as in the recent case of the UI reassessments of existing deferred maintenance. The Regent institutions' constrained budgets have many needs competing for limited resources.

The table below displays GEF expenditures on building repairs and capital appropriations. The data provided in this ***Issue Review*** shows that each university devotes funding to building repairs annually. With the exception of ISU, these expenditures have remained relatively steady since FY 2015. Expenditures for building repairs have not been sufficient to fund deferred maintenance expenditures at a target of 1.0% or 1.5% of replacement value. Meanwhile, tuition replacement appropriations to pay for debt service have remained relatively steady. However, capital appropriations from the RIIF have slightly varied as projects have been completed and the amount of available funding has changed.

Appropriations and Expenditure on General Fund Facilities (in millions)

	FY 2015	FY 2016	FY 2017	FY 2018	FY 2019	FY 2020
Building Repairs	$ 50.2	$ 48.2	$ 63.1	$ 28.1	$ 43.8	$ 41.2
Capital Appropriations	28.5	39.0	55.4	48.3	16.5	22.5
Tuition Replacement	29.7	30.2	32.4	28.3	31.5	28.1
Total	$ 108.5	$ 117.5	$ 150.9	$ 104.7	$ 91.8	$ 91.8

Note: Table may not total due to rounding.

LSA Staff Contact: Adam Broich (515.281.8223) adam.broich@legis.iowa.gov

Doc ID 1139803

Appendix A — Academic and Research Facilities

University of Iowa Academic and Research Facilities

2662 Crosspark Road (Oakdale Research)
Adler Journalism and Mass Communication Building
Art Building
Art Building West
Becker Comm Studies Building
Biology Building
Biology Building East
Biomedical Research Support Facility
Blank Honors Center
Bowen Science Building
Bowman House
Boyd Law Building
Butler Storage-Court Street
Calvin Hall
Campus Recreation and Wellness Center
Carver Biomedical Research Building
Carver River Research and Education Facility
Chemistry Building
Clinton Street Building
College of Medicine Admin Building
College of Public Health Building
Communications Center
Continuing Education Facility
Dental Science Building
Department of Psychological and Brain Sciences Building
Dey House
Eckstein Medical Research Building
Engineering Research Facility
English-Philosophy Building
Faculty Art Studio
Field House
Gilmore Hall
Glenn Schaeffer Library
Halsey Hall
Hardin Library for Health Sciences
Hydraulics East Annex
Hydraulics Model Annex
Hydraulics Wind Tunnel Annex
Independence Road Annex
Information Technology Facility
Iowa Advanced Technology Laboratories
IT Distribution Center
ITS Switching Facility
Jefferson Building
Jessup Hall
John and Mary Pappajohn Biomedical Discovery Building
Johnson Speech and Hearing Center
Kuhl House
Landscape Services Complex
Library
Lindquist Center
Linn Street Place
Macbride Hall
MacLean Hall
Madison Street Services Building
Medical Laboratories
Medical Research Center
Medical Research Facility
North Hall
Nursing Building
Old Museum of Art
Pappajohn Business Building
Pharmacy Building
Phillips Hall
Pomerantz Center
Schaeffer Hall
Sciences Library
Seamans Center
Shambaugh House
South Quadrangle
Science Laboratory
Stanley Hydraulics Laboratory
Stuit Hall
Theatre Building
Trowbridge Hall
University Capitol Centre
University Services Building
Van Allen Hall
Visual Arts Building
Voxman Music Building
Westlawn

Appendix A (continued)

Iowa State University Academic and Research Facilities

Advanced Machinery Systems Laboratory
Advanced Teaching and Research Building
Agronomy Building
Agronomy Greenhouse
Applied Sciences Complex
Atanasoff Hall
Barbara E. Forker Building
Bessey Hall
Biorenewables Research Laboratory
Black Engineering Building
Calf and Pony Research Shelter
Carver Co-Lab
Catt Hall
Carver Hall
College of Design
Crop Genome Information Laboratory
Communications Building
Coover Hall
Curtiss Hall
Durham Hall
East Hall
Equine Shelter
Fick Observatory
Fisher Theater
Food Sciences Building
Forestry Greenhouse
Genetics Laboratory
Genetics Poultry Laboratory
Gerdin Business Building
Gilman Hall
Hach Hall
Hamilton Hall
Heady Hall
Hixson-Lied Student Success Center
Hoover Hall
Horticulture Hall and Greenhouse
Howe Hall
Human Nutritional Sciences Building
Insectary and Greenhouse
Jischke Honors Building
Kildee Hall
King Pavilion
Laboratory of Mechanics
Lagomarcino Hall
Landscape Architecture
LeBaron Hall
Livestock Infectious Disease Isolation Facility
Lloyd Vet Med Center
MacKay Hall
Marston Hall
Meat Laboratory
Molecular Biology
Morrill Hall
Music Hall
National Swine Research Center
Palmer Hall
Parks Library
Pearson Hall
Physics Hall
Plant Pathology Greenhouse
Reproduction Lab-Classroom
Ross Hall
Scheman Hall
Science Hall
Seed Science
Snedecor Hall
Stephens Auditorium
Sukup Hall
Town Engineering Building
Troxel Hall
Vet Med Performance Evaluation Facility
Vet Research Animal Holding
Vet Research Barn
Vet Research Cattle Shelter
Vet Research Laboratories
Vet Research Office and Refrigerator
Vet Research Poultry House
Vet Research Surgical and Storage
Veterinary Medicine Field Services
Virgil B. Elings Hall
Waste Chemical Handling Facility
Zaffarano Physics Addition

Appendix A (continued)

University of Northern Iowa Academic and Research Facilities

Bartlett Hall
Begeman Hall
Biology Research Complex
Business Community Service Center
Center for Energy and Environmental Education
Commons
Communication Arts Center
Curris Business Building
East Bartlett Hall
Gilchrist Hall
Greenhouse
Human Performance Complex
Industrial Technology Center
Innovative Teaching Technology Center
Kamerick Art Building
Lang Hall
Latham Hall
Marshall Center School
McCollum Science Hall
Nielsen Field House
Observatory Dome
Performing Arts Center/School of Music
Rod Library
Russell Hall
Sabin Hall
Schindler Education Center
Seerley Hall
Strayer-Wood Theatre
UNI Botanical Center
UNI Botanical Center Garage
Wellness Recreation Center
West Gymnasium
Wright Hall

Appendix B — Building Projects Funded

The following charts review total funding for each capital project that received an appropriation from FY 2012 to FY 2024. Figures reported below may not be final for projects that have not been completed.

University of Iowa (in millions)

	Dental Science Building	Pharmacy Building*
Appropriations	$29.0	$64.3
Donations	3.3	10.0
Institutional Funds	6.3	22.0
Total Funding	$38.6	$96.3
Year Finished	Fall 2018	December 2020
Years Appropriated	FY 2012 - FY 2015	FY 2016 - FY 2019

* Numbers may not be final.

Iowa State University (in millions)

	Ag/Biosystems Engineering	Biosciences Building	Student Innovation Center*	Veterinary Diagnostic Lab*
Appropriations	$60.4	$50.0	$40.0	$63.5
Donations	13.0	1.8	44.0	4.0
Institutional Funds	0.6	36.2	-	7.5
Total Funding	$74.0	$88.0	$84.0	$75.0
Year Finished	August 2015	August 2018	December 2019	December 2023
Years Appropriated	FY 2012 - FY 2015	FY 2016 - FY 2019	FY 2017 - FY 2022	FY 2019 - FY 2024

* Numbers may not be final.

University of Northern Iowa (in millions)

	Bartlett Hall	Schindler Education Center
Appropriations	$21.0	$30.9
Donations	0.0	6.5
Institutional Funds	0.0	0.4
Total Funding	$21.0	$37.8
Year Finished	February 2016	January 2017
Years Appropriated	FY 2012 - FY 2015	FY 2016 - FY 2017