LEGISLATIVE SERVICES AGENCY
Serving the Iowa Legislature

ANALYSIS OF THE GOVERNOR'S BUDGET RECOMMENDATIONS

FY 2022 and FY 2023

JUSTICE SYSTEM APPROPRIATIONS SUBCOMMITTEE

JANUARY 2021

Table of Contents

Analysis of the Governor's Budget Recommendations

	Page
Subcommittee Members and Staff	1
Summary of FY 2022 Recommendations	3
Department of Justice	4
Civil Rights Commission	6
Department of Corrections	8
Department of Inspections and Appeals — State Public Defender	11
Judicial Branch	13
Law Enforcement Academy	15
Board of Parole	17
Department of Public Defense	19
Homeland Security and Emergency Management Department	21
Department of Public Safety	24
Criminal and Juvenile Justice Planning Division, Department of Human Rights	27
Comparison to Other States — Outcomes	29
Legislative Services Agency Publications	30
Appendices	
A – Appropriations Tracking	31
General Fund Tracking	32
Other Fund Tracking	36
Full-Time Equivalent (FTE) Position Tracking	37
B – Appropriations Activity FY 2020	43
C – Sample of Budget Schedules 1 and 6	48
D – Report on Federal Grants	

(Blank Page)

Justice System Subcommittee Members

Analysis of the Governor's Budget Recommendations

SENATE

Julian Garrett, Chairperson

Jim Carlin, Vice Chairperson

Todd Taylor, Ranking Member

Nate Boulton

Jeff Taylor

HOUSE

Gary Worthan, Chairperson

Charlie McClintock, Vice Chairperson

Marti Anderson, Ranking Member

Mike Sexton

Beth Wessel-Kroeschell

Cherielynn Westrich

Skyler Wheeler

Ross Wilburn

Mary Wolfe

LEGISLATIVE SERVICES AGENCY

Fiscal Services Division

Laura Book (515.205.9275)
laura.book@legis.iowa.gov

Christin Mechler (515.250.0458)
christin.mechler@legis.iowa.gov

Legal Services Division

Adrienne Seusy (515.281.3444)
adrienne.seusy@legis.iowa.gov

Timothy McDermott (515.281.8090)
timothy.mcdermott@legis.iowa.gov

(Blank Page)

FY 2022 General Fund Governor's Recommendations
Total: $791,219,932

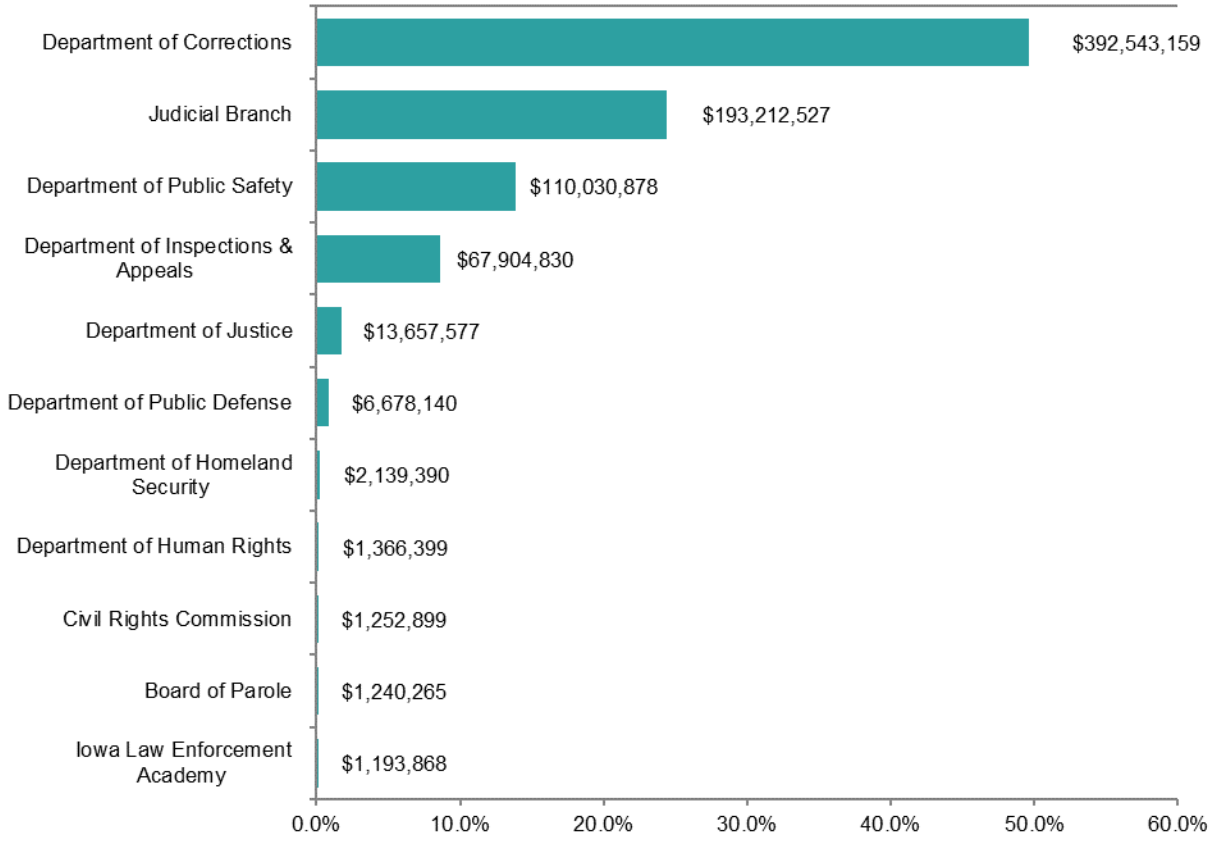

Funding History by Appropriations Subcommittee — Justice System

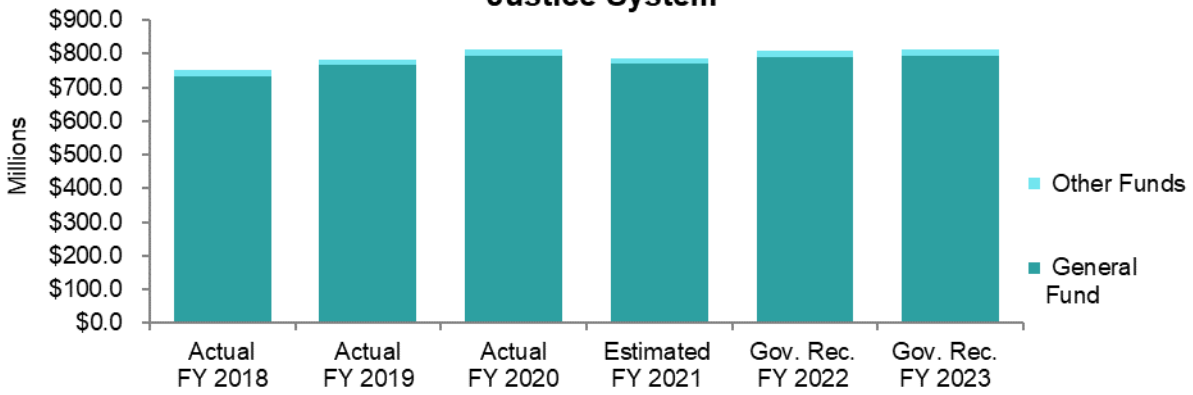

DEPARTMENT OF JUSTICE

Overview and Funding History

Agency Overview: The Attorney General (AG) is the head of the Department of Justice and is elected by popular vote every four years. The Department is composed of the Attorney General's Office, the Prosecuting Attorneys Training Coordinator, the Office of the Consumer Advocate, and the Crime Victim Assistance Division. The Department represents the State in all litigation, issues formal and informal opinions and advice to State agencies, prosecutes criminal offenders at the request of county attorneys and handles all criminal appeals, and administers the Farm Mediation, Crime Victim Assistance, and Legal Services Poverty Grants.

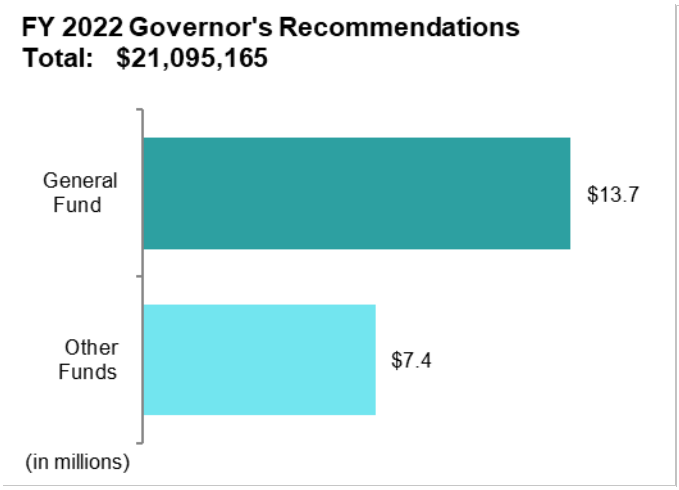

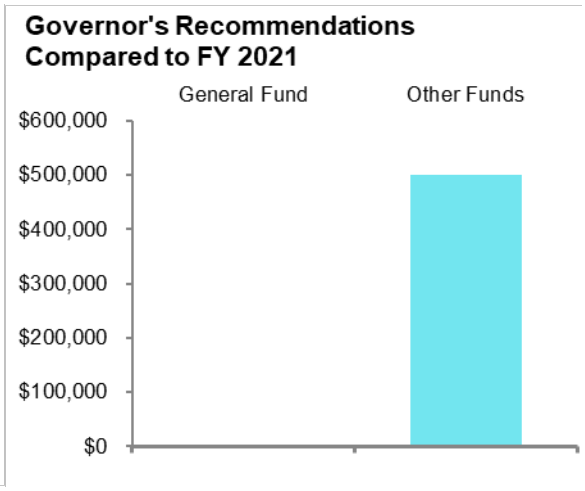

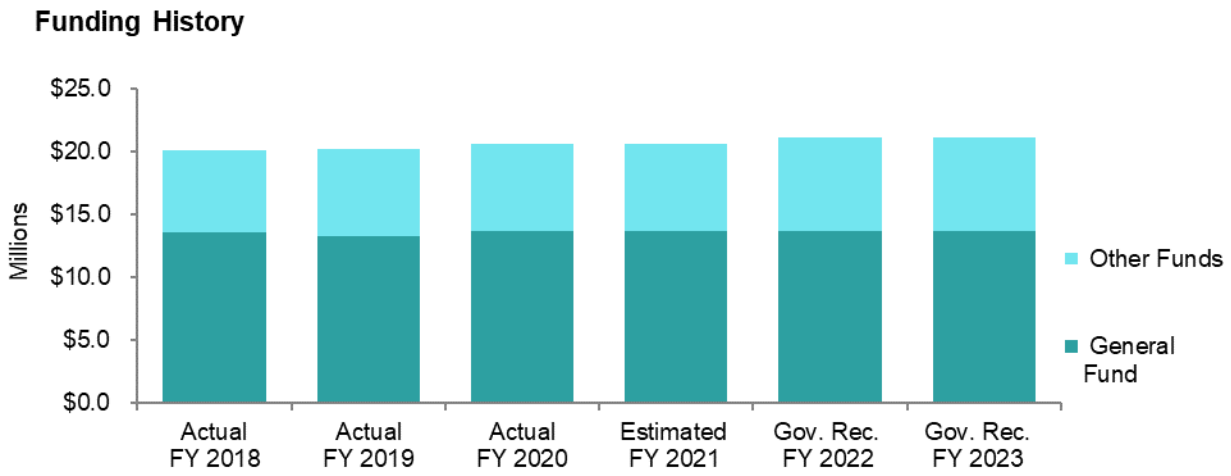

General Fund Recommendations

	Actual FY 2020 (1)	Estimated FY 2021 (2)	Gov Rec FY 2022 (3)	Gov Rec FY 22 vs Est FY 21 (4)
Attorney General				
Justice, Dept. of				
General Office AG	$ 6,006,268	$ 6,006,268	$ 6,006,268	$ 0
Victim Assistance Grants	5,016,708	5,016,708	5,016,708	0
Legal Services Poverty Grants	2,634,601	2,634,601	2,634,601	0
Total Attorney General	$ 13,657,577	$ 13,657,577	$ 13,657,577	$ 0

Other Fund Recommendations

	Actual FY 2020 (1)	Estimated FY 2021 (2)	Gov Rec FY 2022 (3)	Gov Rec FY 22 vs Est FY 21 (4)
Attorney General				
Justice, Dept. of				
AG Prosecutions and Appeals - CEF	$ 1,500,000	$ 1,500,000	$ 2,000,000	$ 500,000
Consumer Fraud - Public Ed & Enforce - CEF	1,875,000	1,875,000	1,875,000	0
Older Iowans Consumer Fraud - CEF	125,000	125,000	125,000	0
Farm Mediation Services - CEF	300,000	300,000	300,000	0
Justice, Dept. of	$ 3,800,000	$ 3,800,000	$ 4,300,000	$ 500,000
Consumer Advocate				
Consumer Advocate - CMRF	$ 3,137,588	$ 3,137,588	$ 3,137,588	$ 0
Total Attorney General	$ 6,937,588	$ 6,937,588	$ 7,437,588	$ 500,000

Governor's Recommendations FY 2022 — Significant Changes

AG Prosecutions and Appeals **$500,000**

An increase from the Consumer Education and Litigation Fund to cover increased salary, benefits, and technology costs within the Administrative Division Unit.

Discussion Items

Crime Victim Assistance Grants — The Department administers a grant program that funds local domestic abuse, sexual abuse, and shelter-based programs. Victim Services receives grants from four federal funding sources, including the federal Victims of Crime Act. The total grant award from the four federal funding sources for FY 2021 was $19,609,482.

Farm Mediation Services — Since the 1980s, the Department has contracted with the Iowa Mediation Service (IMS) to provide mandatory farm mediation services. Farmers and lenders have used IMS mediators to resolve disputes, allowing farmers to remain on their farms and lenders to retain their customers. Agricultural economists project that the need for such mediation is set to increase due to lower commodity prices and decreasing profit margins, resulting in the inability to meet debt repayment. Since FY 2017, the General Assembly has appropriated $300,000 from the Consumer Education and Litigation Fund annually to the Department for these services. *The Governor is recommending $300,000 from the Consumer Education and Litigation Fund for FY 2022.*

CIVIL RIGHTS COMMISSION

Overview and Funding History

Agency Overview: The Iowa Civil Rights Commission (ICRC) is a neutral, fact-finding agency whose mission is to end discrimination through effective enforcement of the Iowa Civil Rights Act of 1965. The goal of the Commission is to ensure that people involved in civil rights complaints receive timely, quality resolutions. The Iowa Civil Rights Act prohibits discrimination in employment, housing, credit, public accommodations, and education. Discrimination is illegal if based on race, color, creed, national origin, religion, sex, sexual orientation, gender identity, pregnancy, physical disability, mental disability, retaliation, age, familial status, or marital status. Primary functions of the Commission are to enforce the Iowa Civil Rights Act, investigate and resolve discrimination complaints as a neutral fact finder, advocate for compliance with civil rights laws, and educate and train Iowans about the Commission and how to recognize and prevent discrimination. Refer to the ***Budget Unit Brief*** *Iowa Civil Rights Commission* for additional information.

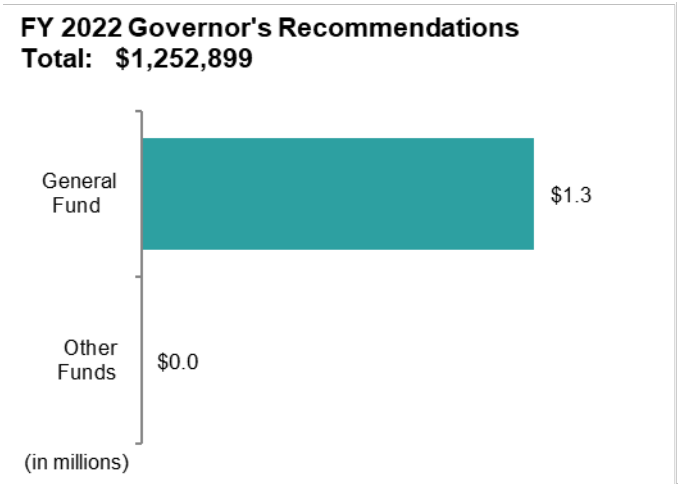

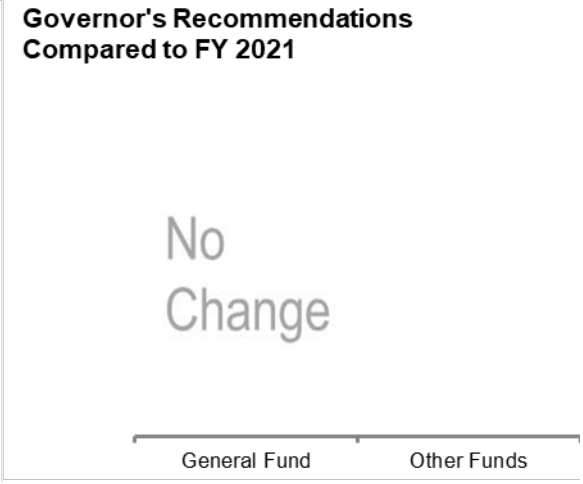

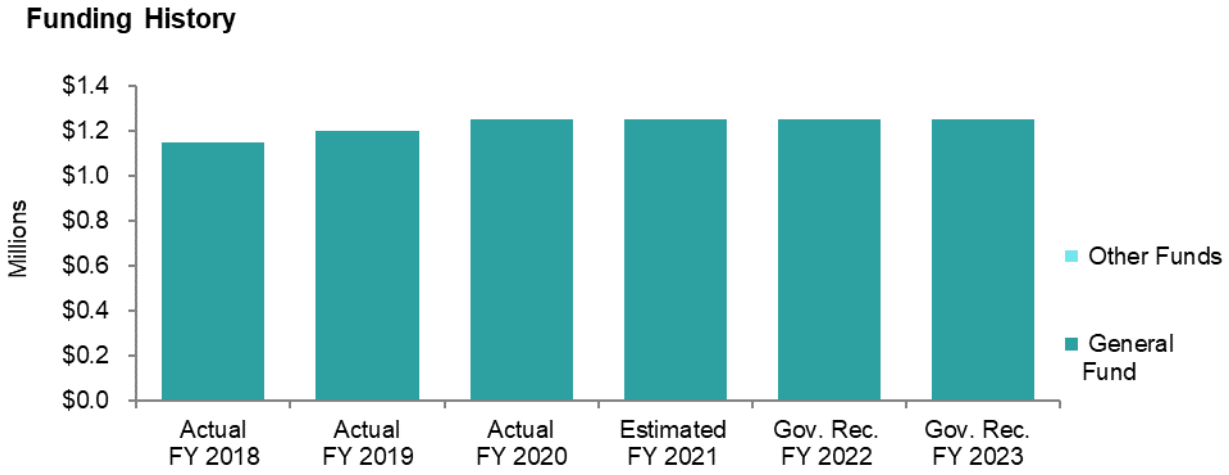

General Fund Recommendations

	Actual FY 2020 (1)	Estimated FY 2021 (2)	Gov Rec FY 2022 (3)	Gov Rec FY 22 vs Est FY 21 (4)
Civil Rights Commission, Iowa				
Civil Rights Commission				
Civil Rights Commission	$ 1,252,899	$ 1,252,899	$ 1,252,899	$ 0
Total Civil Rights Commission, Iowa	$ 1,252,899	$ 1,252,899	$ 1,252,899	$ 0

Discussion Items

Federal Funds — The Commission receives federal funds from the Equal Employment Opportunity Commission (EEOC) and the Housing and Urban Development (HUD) contracts. The ICRC received $1,621,141 in federal funds in FY 2019, which was based upon the closure of 1061 EEOC and 141 HUD cases. Federal funding is received one year in arrears (cases closed during FY 2018 resulted in federal funding for FY 2019). Federal funding for FY 2020 is estimated to total approximately $1,600,000, as the funding is based on the 1,061 EEOC and 141 HUD cases closed during FY 2019.

Statistics — The ICRC received 1,635 discrimination cases during FY 2019. Of these, 134 complaints either did not meet the jurisdictional requirement or exceeded the 300-day time limit since the last alleged incident took place. The Commission then processed 1,501 cases, of which 1,253 were closed. During FY 2018, 1,348 cases were closed by the Commission. The average number of days to process a complaint during FY 2019 was 193 days, a decrease compared to the 195 days needed to process a complaint during FY 2018. The Commission conducted 216 mediations in FY 2019 (87 of which were successful), an increase from the 208 mediations conducted in FY 2018. Also, during FY 2019, there were 12 cases assigned to conciliation, with 4 successful conciliations. A finding of probable cause may be settled through conciliation, public hearing, or closed with a right-to-sue letter available for two years.

DEPARTMENT OF CORRECTIONS

Overview and Funding History

Agency Overview: The mission of the Department of Corrections (DOC) is to advance successful offender reentry to protect the public, employees, and offenders from victimization. The DOC operates nine prisons to incarcerate legally committed adult offenders; partners with eight Community-Based Corrections (CBC) District Departments to provide supervision for offenders on parole, probation, and work release, as well as Operating While Intoxicated (OWI) offenses; provides opportunities for offenders to make improvements through various educational, skill development, and counseling programs; trains professional staff; operates Iowa Prison Industries; and provides oversight of local jails.

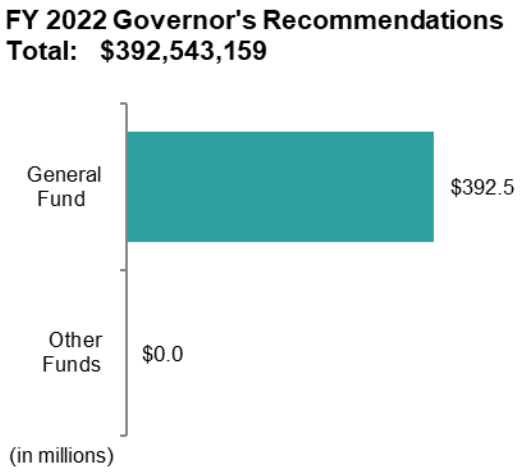

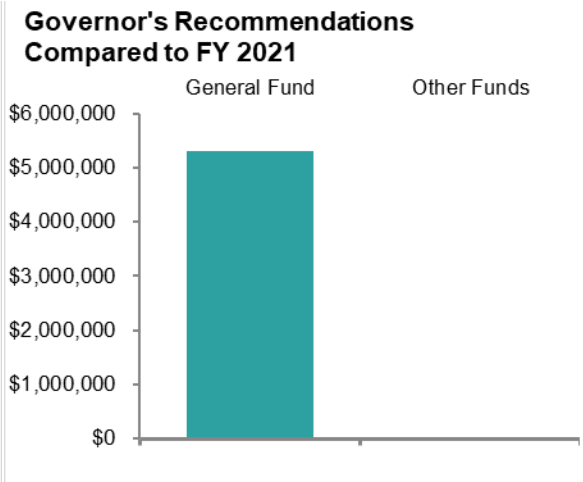

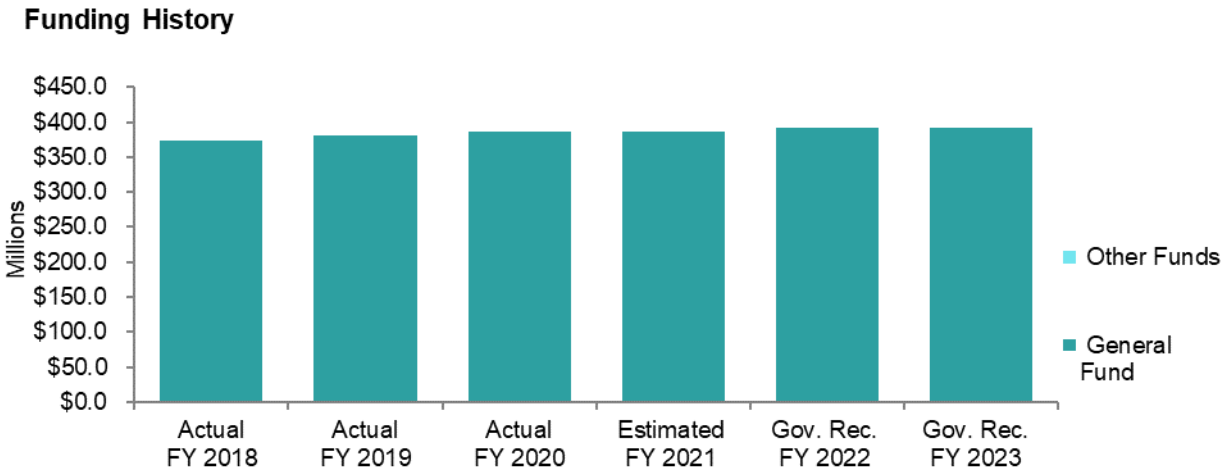

General Fund Recommendations

	Actual FY 2020 (1)	Estimated FY 2021 (2)	Gov Rec FY 2022 (3)	Gov Rec FY 22 vs Est FY 21 (4)
Corrections, Department of				
Central Office				
Corrections Administration	$ 5,473,325	$ 5,473,325	$ 5,473,325	$ 0
County Confinement	1,082,635	1,082,635	1,082,635	0
Federal Prisoners/Contractual	234,411	234,411	234,411	0
Corrections Education	2,608,109	2,608,109	2,608,109	0
Iowa Corrections Offender Network	2,000,000	2,000,000	2,000,000	0
Mental Health/Substance Abuse	28,065	28,065	28,065	0
DOC - Department-Wide Duties	0	0	5,000,000	5,000,000
Corrections Real Estate - Capitals	94,068	623,770	0	-623,770
State Cases Court Costs	0	10,000	10,000	0
Central Office	$ 11,520,613	$ 12,060,315	$ 16,436,545	$ 4,376,230
Fort Madison				
Ft. Madison Institution	$ 41,647,701	$ 41,647,701	$ 41,647,701	$ 0
Anamosa				
Anamosa Institution	$ 32,868,225	$ 32,868,225	$ 32,868,225	$ 0
Oakdale				
Oakdale Institution	$ 62,610,335	$ 62,610,335	$ 62,610,335	$ 0
Newton				
Newton Institution	$ 28,818,686	$ 28,818,686	$ 28,818,686	$ 0
Mount Pleasant				
Mount Pleasant Institution	$ 25,902,776	$ 25,902,776	$ 26,177,884	$ 275,108
Rockwell City				
Rockwell City Institution	$ 10,623,767	$ 10,623,767	$ 10,623,767	$ 0
Clarinda				
Clarinda Institution	$ 25,132,431	$ 25,132,431	$ 25,132,431	$ 0
Mitchellville				
Mitchellville Institution	$ 23,483,038	$ 23,483,038	$ 23,483,038	$ 0
Fort Dodge				
Fort Dodge Institution	$ 30,324,956	$ 30,324,956	$ 30,324,956	$ 0
CBC District 1				
CBC District I	$ 15,219,261	$ 15,219,261	$ 15,219,261	$ 0
CBC District 2				
CBC District II	$ 11,758,160	$ 11,758,160	$ 11,758,160	$ 0
CBC District 3				
CBC District III	$ 7,324,425	$ 7,324,425	$ 7,324,425	$ 0
CBC District 4				
CBC District IV	$ 5,815,391	$ 5,815,391	$ 5,815,391	$ 0
CBC District 5				
CBC District V	$ 22,008,023	$ 22,008,023	$ 22,008,023	$ 0
CBC District 6				
CBC District VI	$ 15,069,674	$ 15,069,674	$ 15,069,674	$ 0
CBC District 7				
CBC District VII	$ 8,013,609	$ 8,013,609	$ 8,013,609	$ 0
CBC District 8				
CBC District VIII	$ 8,547,829	$ 8,547,829	$ 8,547,829	$ 0
CBC Statewide				
CBC Statewide	$ 0	$ 0	$ 663,219	$ 663,219
Total Corrections, Department of	$ 386,688,900	$ 387,228,602	$ 392,543,159	$ 5,314,557

Governor's Recommendations FY 2022 — Significant Changes

DOC — Department-Wide Duties $5,000,000

An increase to provide funding for Department-wide salary adjustments and other related duties. The DOC has the authority to allocate the funding as necessary.

Mount Pleasant Institution $275,108

An increase to fund a pilot program to provide additional treatment capacity and staff at the institution.

CBC Statewide $663,219

An increase to fund a pilot program to provide additional treatment capacity and staff in CBCs.

Corrections Real Estate — Capitals $-623,770

The DOC has statutory authority to sell its real estate and the proceeds from the sale are re-appropriated to the DOC for capital improvements. The decrease of $623,770 reflects the one-time appropriation from the real estate proceeds for FY 2021.

Discussion Items

COVID-19 Status and Mitigation — As of January 6, 2021, the institutions are approximately 8.30% over capacity, which is down from 20.00% in March 2020. The current prison population is about 7,500. All visitation has been suspended since March 14, 2020. The DOC continues to work to mitigate the impact of COVID-19 within the institutions. As of January 6, 2021, there were 131 inmates positive for COVID-19 across all of the institutions. The Newton Correctional Facility has the most cases, with 105 inmates currently positive for COVID-19. Approximately 27 staff members are currently positive across all of the institutions. Two staff members and 13 inmates have died due to COVID-19 related causes.

Federal Coronavirus Aid, Relief, and Economic Security (CARES) Act Funding — As of January 6, 2021, a total of $13,587,661 has been transferred to the DOC from the Iowa Coronavirus Relief Fund. These funds will be used to cover costs related to the COVID-19 response including: staff overtime costs, extra personal protective equipment (PPE), and increased county confinement costs. County confinement costs are higher due to inmates being held in county jails longer in order to quarantine and mitigate the spread of COVID-19 within the institutions. The DOC reimburses the counties for the costs of holding an inmate in county jail, and the DOC will use some of the federal funds to cover those increased costs in FY 2021.

Reentry Pilot Project — *The Governor is recommending funding for a pilot program to show the impact treatment can have on those who would not otherwise receive it within the justice system. The Governor is recommending an increase of about $1,000,000 in FY 2022 to fund pilot programs to expand treatment in CBCs and at Mount Pleasant Correctional Facility.*

DEPARTMENT OF INSPECTIONS AND APPEALS — STATE PUBLIC DEFENDER

Overview and Funding History

Agency Overview: General Fund appropriations for the Department of Inspections and Appeals are the responsibility of the Administration and Regulation Appropriations Subcommittee, except for appropriations to the Office of the State Public Defender and the Indigent Defense Fund. The Office of the State Public Defender administers local public defender offices, provides legal counsel to indigent convicted criminals on appeals and for postconviction relief proceedings, is responsible for indigent juvenile cases, and reviews all expense claim reimbursements from private attorneys for indigent defense cases. In FY 1988, the costs of providing legal counsel to indigent criminal defendants and juveniles (indigent defense) were transferred to the State as part of court reorganization. Before FY 1988, these costs were paid by the counties.

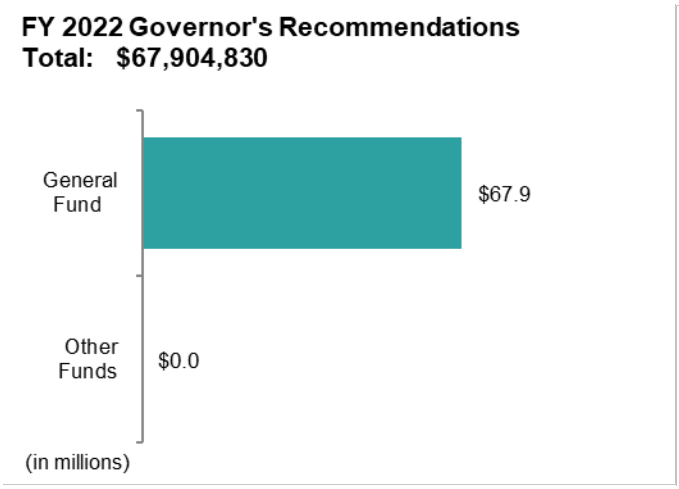

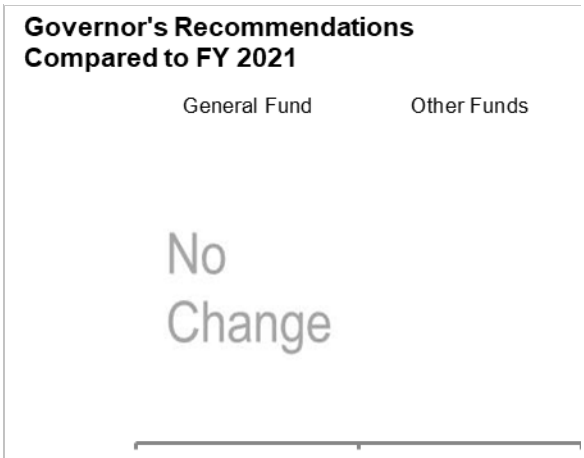

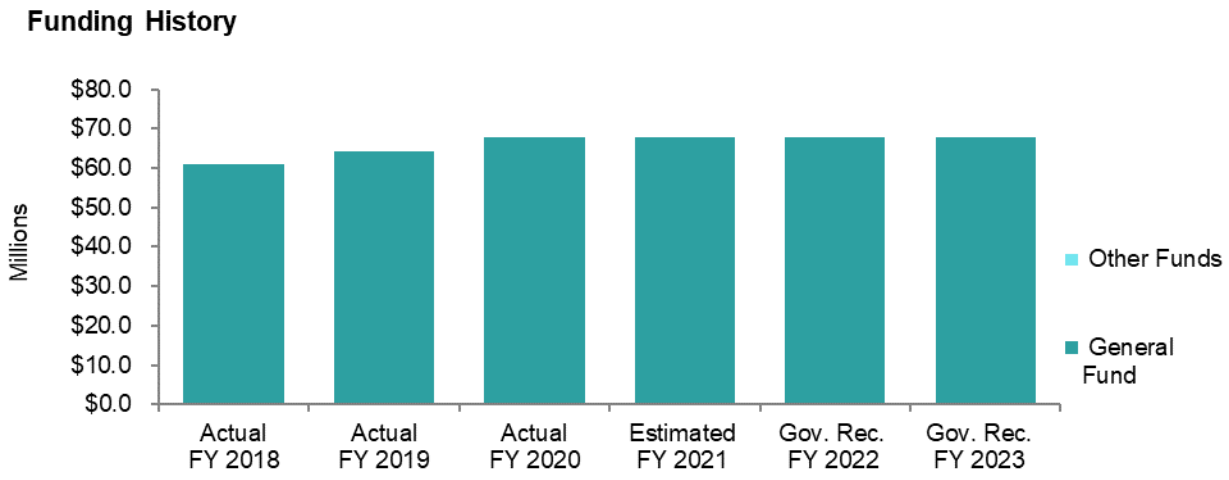

General Fund Recommendations

	Actual FY 2020 (1)	Estimated FY 2021 (2)	Gov Rec FY 2022 (3)	Gov Rec FY 22 vs Est FY 21 (4)
Inspections and Appeals, Department of				
Public Defender				
Public Defender	$ 27,144,382	$ 27,144,382	$ 27,144,382	$ 0
Indigent Defense	40,760,448	40,760,448	40,760,448	0
Total Inspections and Appeals, Department of	$ 67,904,830	$ 67,904,830	$ 67,904,830	$ 0

Discussion Items

Indigent Defense Fund — The Indigent Defense Fund pays private attorneys for representing indigent defendants or indigent parties. The Fund also pays for expert witnesses, court reporters of depositions, private investigators, and other service providers for the benefit of indigent defendants or indigent parties. Claims submitted to the Fund are paid by a State General Fund appropriation to the Indigent Defense Fund.

FY 2020 Indigent Defense — In FY 2020, there were 223 employees within the Office of the State Public Defender. The offices closed cases involving more than 91,758 charges and 670 contract attorneys paid from the Indigent Defense Fund. There were 67,234 claims submitted to the Indigent Defense Fund.

Increase in Contract Attorney Compensation — The following table shows the compensation levels for contract attorneys since FY 1999 and the current hourly rate set in FY 2020.

Historical Hourly Rate for Contract Attorneys

	Felony Type					
Fiscal Year[1]	**Class A**	**Class B**	**Class C**	**Class D**	**Misdemeanors**	**All Other Cases[2]**
1999	$60	$55	$50	$50	$50	$50
2006	$65	$60	$60	$60	$60	$55
2007	$70	$65	$60	$60	$60	$60
2020	$73	$68	$63	$63	$63	$63

Wrongful Convictions Clinic — The Office of the State Public Defender and Drake University Law School have collaborated to create a new Wrongful Convictions Clinic located at the Drake Legal Clinic in Des Moines beginning January 2021. The clinic will be led by the Public Defender's Wrongful Convictions Division, and law students will assist with cases in order to identify potential cases of wrongful conviction in the State.

[1] Applies to assignments made on or after July 1 of the fiscal year.
[2] Appeals, juvenile cases, contempt actions, representation of material witnesses, probation/parole violation cases, postconviction relief cases, restitution, extradition, and sentence reconsideration proceedings.

JUDICIAL BRANCH

Overview and Funding History

Agency Overview: Iowa's court system consists of a Supreme Court, a Court of Appeals, and the district courts. The Supreme Court consists of one chief justice and six associate justices. The Court of Appeals consists of one chief judge and eight associate judges. Iowa has a unified trial court system at the district court level, with jurisdiction over all types of civil, criminal, juvenile, and probate cases. There are six types of judgeships within a district court: District Judges, District Associate Judges, Associate Juvenile Judges, Associate Probate Judges, Magistrates, and Senior Judges.

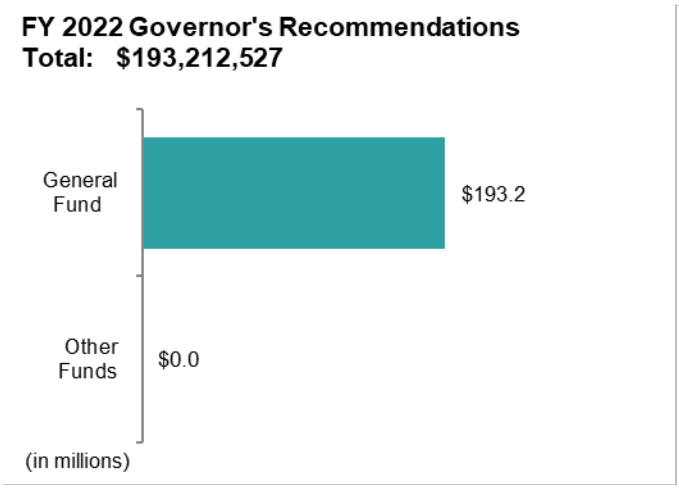

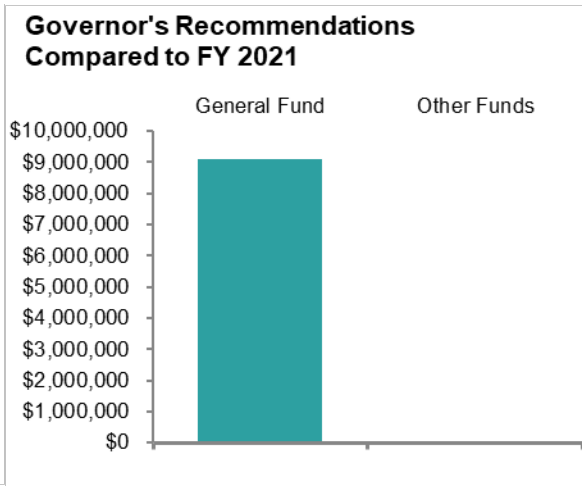

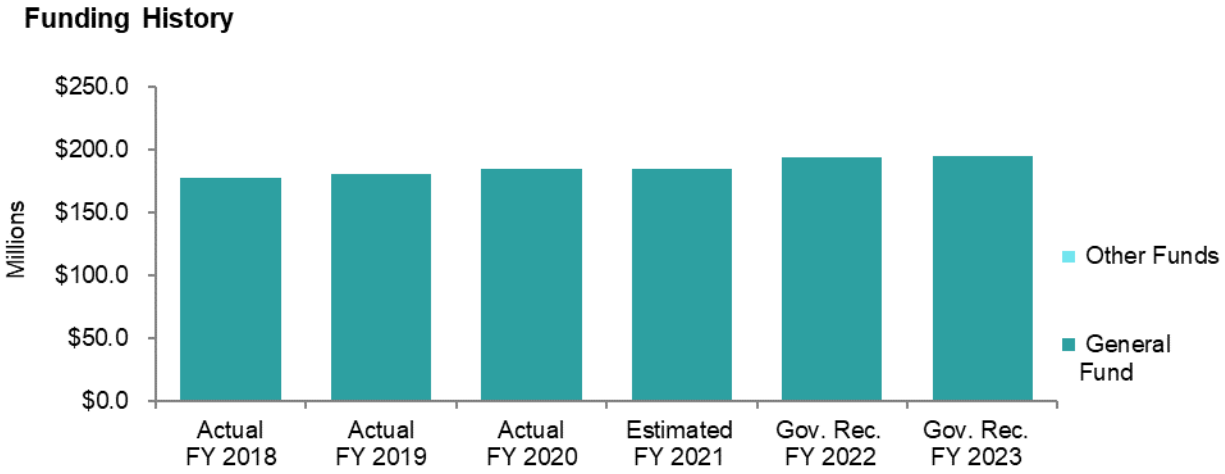

General Fund Recommendations

	Actual FY 2020 (1)	Estimated FY 2021 (2)	Gov Rec FY 2022 (3)	Gov Rec FY 22 vs Est FY 21 (4)
Judicial Branch				
Judicial Branch				
Judicial Branch	$ 181,523,737	$ 181,023,737	$ 190,112,527	$ 9,088,790
Jury & Witness Fee Revolving Fund	3,100,000	3,100,000	3,100,000	0
Total Judicial Branch	$ 184,623,737	$ 184,123,737	$ 193,212,527	$ 9,088,790

Governor's Recommendations FY 2022 — Significant Changes

Judicial Branch **$9,088,790**

- An increase of $3,797,749 to restore funding for all authorized employees, as well as office supplies, furniture, and equipment.
- An increase of $1,017,701 for the 17.00 full-time equivalent (FTE) positions required for the clerk of court offices to be staffed at the recommended level of 2.50 FTE positions per courthouse.
- An increase of $1,423,604 for a 3.00% salary increase for all judges and magistrates.
- An increase of $1,057,549 for increases to nonjudicial officer salaries.
- An increase of $83,055 for 1.00 FTE Navigator position for the Story County Pilot District Self-Help Center to provide assistance to self-represented litigants.
- An increase of $1,479,230 to hire four additional District Associate Judges and associated support staff (e.g., judicial support specialist, law clerks, and court reporters) to meet workload demands.
- An increase of $229,902 for 3.00 FTE positions for the new applications (Online Dispute Resolution, interactive online forms, electronic warrants, electronic reminders, etc.) that require increased testing capacity, as well as support staff for new phone systems.

Note: The Department of Management is required to submit the Judicial Branch budget request to the General Assembly without change.

Discussion Items

COVID-19 Impact on Court Services — On November 10, 2020, the Iowa Supreme Court issued an order postponing all jury trials until February 1, 2021, unless the jury is sworn prior to November 16, 2020. Clerk of court offices throughout the State will remain open, and nonjury trials and face-to-face court proceedings and services will continue. Since March 2020, jury trials had temporarily recommenced on September 14, 2020, for two months until the November 10 order. On November 24, 2020, the Iowa Supreme Court issued another order encouraging the use of remote technology, requiring face masks in all court-controlled areas, and making adjustments to court rules for several types of proceedings. Both orders supplement the previously existing Supreme Court orders relating to COVID-19, which remain in effect. The Supreme Court COVID-19 orders are available on the Judicial Branch website.

Court Debt Update — The total outstanding court debt at the end of FY 2019 was $807,554,377. Criminal debt and traffic debt comprised a large portion of the total outstanding debt at $571,334,023 (71.00%) and $195,852,957 (24.00%), respectively. Debt that is up to one year old accounts for $74,753,044 (9.00%) of the total, and debt 10 years or older accounts for $330,185,864 (40.00%). No debt was written off as uncollectable. In FY 2020, Linebarger (the designated private court debt collector for the State) collected $9,853,780. As of January 1, 2021, Linebarger is no longer collecting court debt, and the delinquent debt previously assigned to the private collector is now assigned to the Department of Revenue for collection. The ***Issue Review*** *Court Debt Collection* outlines the historical systems for collecting court debt.

LAW ENFORCEMENT ACADEMY

Overview and Funding History

Agency Overview: The mission of the Iowa Law Enforcement Academy (ILEA) is to provide safe communities through effective and efficient training. The ILEA provides training for city and county law enforcement officers, tribal government officers, conservation officers for the Department of Natural Resources, jailers, and telecommunicators. The ILEA also administers a program of psychological testing for applicants, approves regional training programs, establishes minimum hiring standards, and provides audiovisual resources for law enforcement training and educational institutions. The Academy is also responsible for removing or suspending an Iowa officer's certification.

ILEA Basic Training is a 15-week course offered up to 6 times per year. The ILEA also offers specialty schools and in-service seminars. The ILEA is located at Camp Dodge, including dormitory rooms with a capacity for 112 people, classrooms, a cafeteria, a physical fitness center, photography and video production studios, and administrative offices. The Academy shares firing ranges and tactical facilities with the Iowa National Guard and a driving campus with the Des Moines Area Community College campus. The Department of Public Safety, the Cedar Rapids Police Department, and the Des Moines Police Department offer training courses certified by the ILEA. Training is also offered at Hawkeye Community College and Western Iowa Tech Community College.

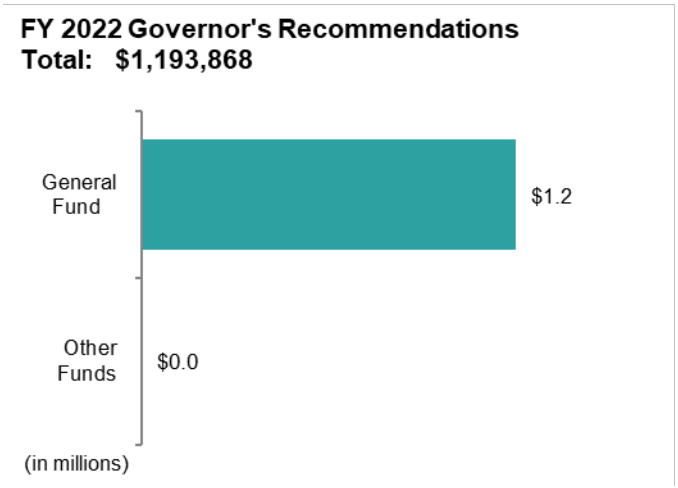

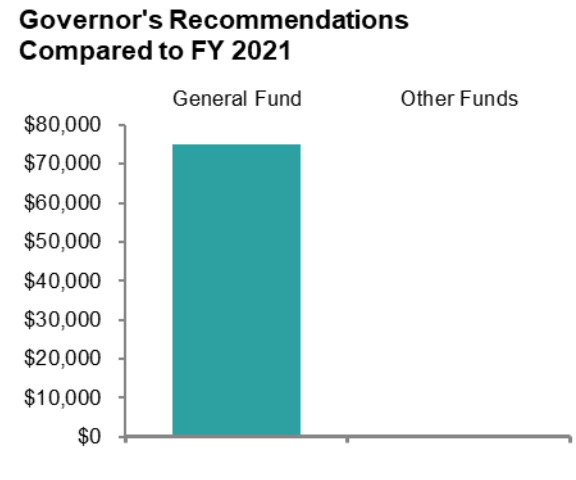

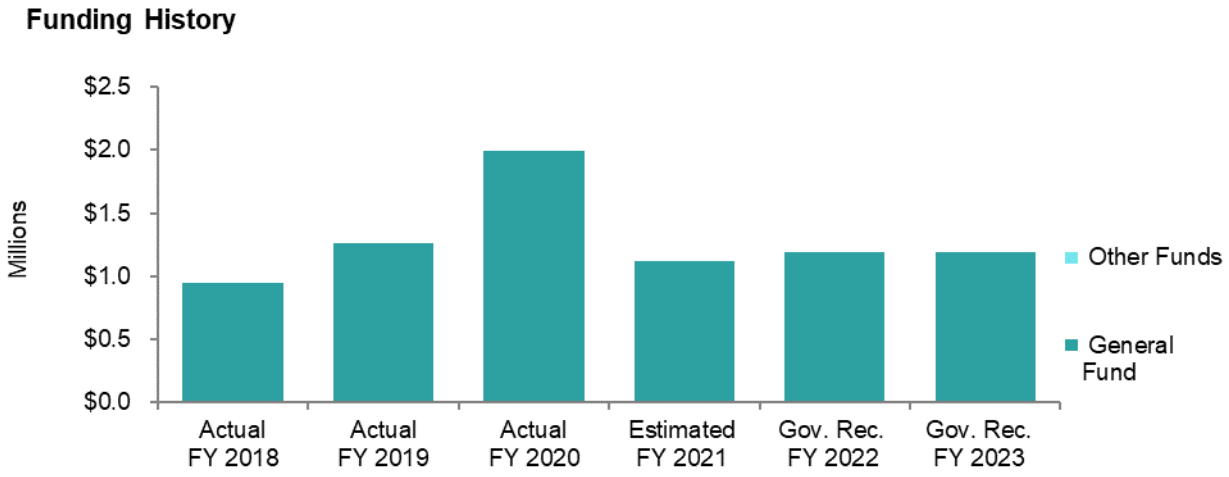

General Fund Recommendations

	Actual FY 2020 (1)	Estimated FY 2021 (2)	Gov Rec FY 2022 (3)	Gov Rec FY 22 vs Est FY 21 (4)
Law Enforcement Academy				
Iowa Law Enforcement Academy				
ILEA Officer Certification & Training	$ 0	$ 140,000	$ 0	$ -140,000
Law Enforcement Academy	978,914	978,914	1,193,868	214,954
Iowa Law Enforcement Academy Relocation Exp.	1,015,442	0	0	0
Total Law Enforcement Academy	$ 1,994,356	$ 1,118,914	$ 1,193,868	$ 74,954

Governor's Recommendations FY 2022 — Significant Changes

Law Enforcement Academy **$74,954**

- An increase of $214,954 and 1.00 FTE position for salary and benefits related to the hiring of one additional Law Enforcement Officer and to cover various costs related to the implementation of 2020 Iowa Acts, House File 2647 (Criminal Justice Reform Act).
- A decrease of $140,000 that moves the $140,000 appropriation the Academy received in FY 2021 to implement House File 2647 into the Academy's base appropriation.

Discussion Item

ILEA Remodeling Update — In November 2018, flooding and a carbon monoxide leak damage rendered existing Academy buildings unusable for both cadets and staff. In December 2018, after the completion of a request for proposal (RFP) process, the Academy, in conjunction with the Department of Administrative Services, awarded the bid for design to the Des Moines-based architecture firm INVISION. Senate File 615 (FY 2020 Justice System Appropriations Act) provided a one-time General Fund appropriation in FY 2020 of $1,015,442 to assist in covering expenditures related to the temporary relocation of the Academy. For FY 2020, additional renovation funding of $10,800,000 was provided by Senate File 2414 (FY 2019 Infrastructure Appropriations Act). Academy buildings have since been demolished and completely remodeled under this budget. As of December 2020, all funds appropriated for the purpose of remodeling have been expended. Although the Academy remodel is completed, due to concerns arising out of the COVID-19 pandemic, cadets are not currently utilizing dorms and other Academy facilities.

House File 2642 (FY 2021 Infrastructure Appropriations Act) appropriated a total of $280,000 from the Rebuild Iowa Infrastructure Fund (RIIF) to fund the purchase of furniture for the remodeled Academy buildings. All of the funds have been expended on classroom tables and chairs, dining hall tables and chairs, dorm room mattresses and related furniture, and administrative office and conference room furniture. House File 2642 also appropriated a total of $400,000 from the Technology Reinvestment Fund (TRF) to cover costs related to purchasing and installing Information Technology/Audio Visual equipment for the remodeled Academy classrooms. The Department of Administrative Services issued an RFP to install the equipment, which was awarded to Embark from Clive. As of December 10, 2020, there is approximately $93,000 remaining from the appropriation. The ILEA expects to spend the remainder of this appropriation throughout the next three years as it maintains and utilizes the technology in the remodeled classrooms.

BOARD OF PAROLE

Overview and Funding History

Agency Overview: The mission of the Board of Parole (BOP) is to enhance overall public safety by making evidence-based and informed parole decisions for the successful reentry of offenders back into the community to become productive and responsible citizens. The Board releases, on parole or work release, any offender that it has the power to so release when, in its opinion, there is reasonable probability that the person can be released without detriment to the community or to the offender. The Board performs risk evaluations for inmates, reviews eligible parole cases, holds parole hearings for eligible inmates, and selects inmates for conditional release on parole and work release. The Board revokes conditional releases and returns those offenders to prison. The Board also notifies victims of scheduled interviews with offenders and decisions made at those interviews, and advises the Governor on matters of executive clemency and commutations.

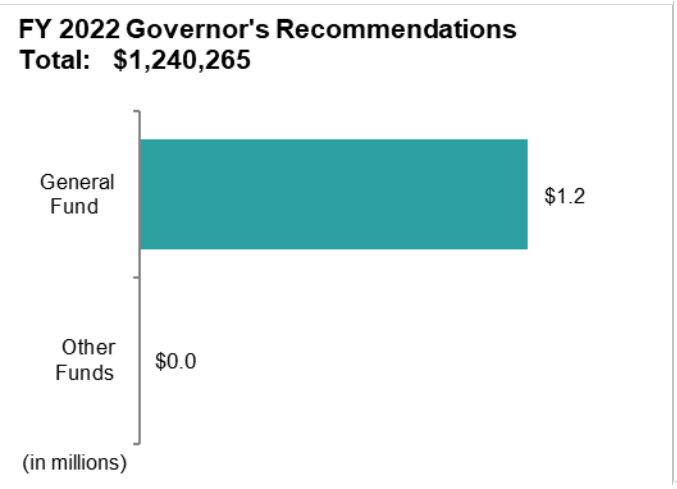

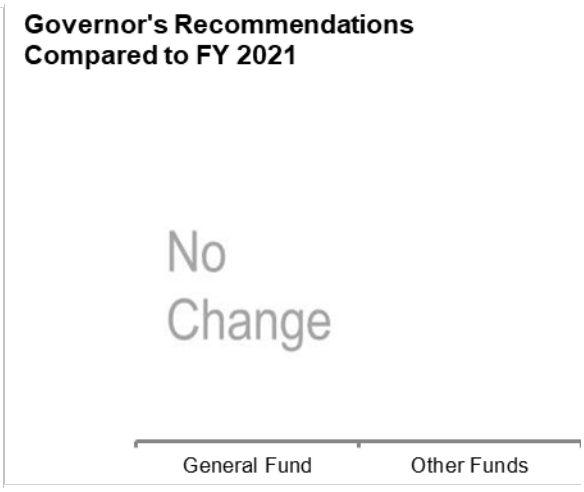

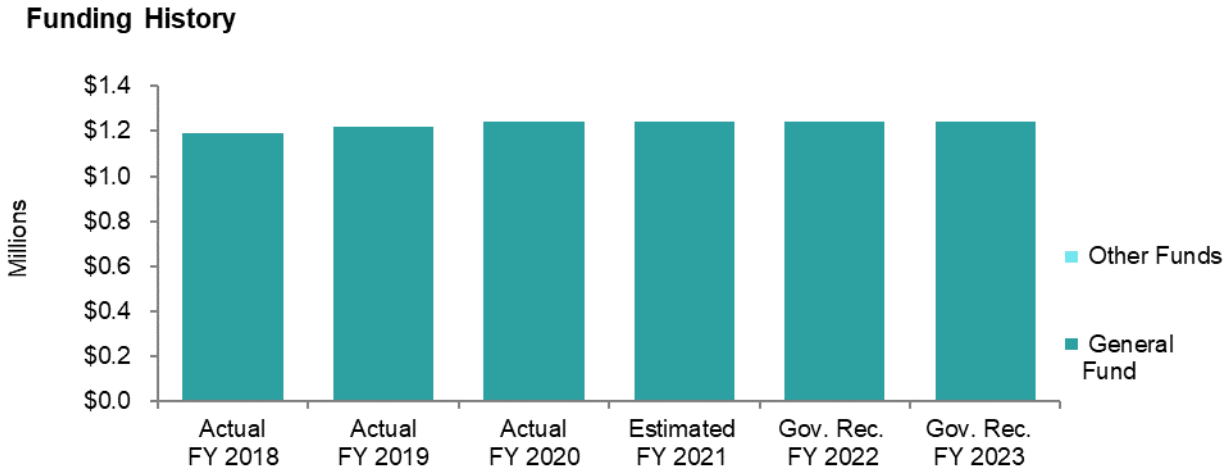

General Fund Recommendations

	Actual FY 2020 (1)	Estimated FY 2021 (2)	Gov Rec FY 2022 (3)	Gov Rec FY 22 vs Est FY 21 (4)
Parole, Board of				
Parole Board				
Parole Board	$ 1,240,265	$ 1,240,265	$ 1,240,265	$ 0
Total Parole, Board of	$ 1,240,265	$ 1,240,265	$ 1,240,265	$ 0

Discussion Items

BOP Reviews — The BOP completed 13,992 case reviews and 510 interviews in FY 2020. This is an increase of 1,000 case reviews compared to FY 2019. In addition, the 14,502 deliberations resulted in 4,724 paroles, 1,462 work releases, and the imposition of 545 special sentences pursuant to Iowa Code chapter 903B. As a COVID-19 mitigation strategy to attempt to reduce the number of inmates incarcerated across the State, the Board sat two separate panels as the demand warranted in order to process as many persons recommended by the DOC for some type of release as possible.

Recidivism — The recidivism rate is the percent of offenders released from prison or work release who return to prison within three years. The recidivism reporting year is the conclusion of the three-year tracking period for a release group. The reporting year FY 2020 describes recidivism for offenders who left prison in FY 2017. The recidivism rate for FY 2020 was 39.8%. This is an increase of 0.7% compared to FY 2019.

DEPARTMENT OF PUBLIC DEFENSE

Overview and Funding History

Agency Overview: The three key missions of the Department of Public Defense (DPD), or Iowa National Guard, are to fight America's wars, secure the homeland, and build enduring partnerships. To that end, the Iowa National Guard provides trained and ready forces as the primary combat reserve of the Army and Air Force with nearly 800 soldiers and airmen currently mobilized; provides capability and capacity to the State of Iowa before and after disasters strike; and pursues local, State, federal, and global partnerships to strengthen its forces.

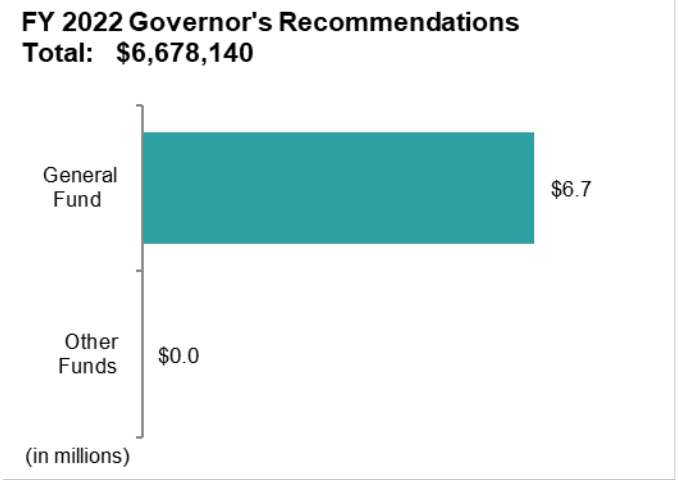

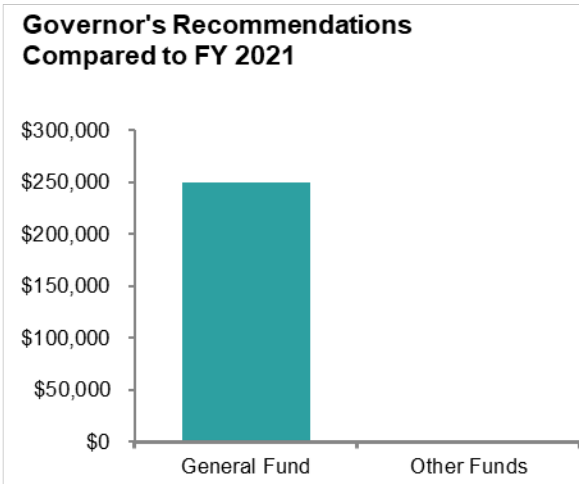

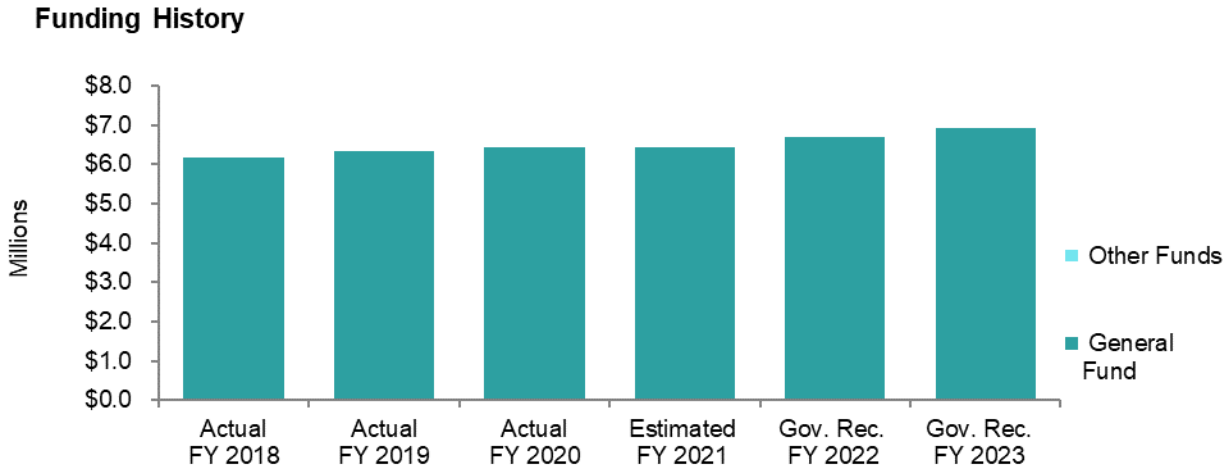

General Fund Recommendations

	Actual FY 2020 (1)	Estimated FY 2021 (2)	Gov Rec FY 2022 (3)	Gov Rec FY 22 vs Est FY 21 (4)
Public Defense, Department of				
Public Defense, Dept. of				
Public Defense, Department of	$ 6,428,140	$ 6,428,140	$ 6,678,140	$ 250,000
Total Public Defense, Department of	$ 6,428,140	$ 6,428,140	$ 6,678,140	$ 250,000

Governor's Recommendations FY 2022 — Significant Changes

Department of Public Defense $250,000

An increase to provide funding for various deferred maintenance projects at various National Guard locations in the State, as well as to assist refilling unfunded FTE positions. *The Governor is recommending an additional $250,000 for FY 2023 for the same purposes.*

Discussion Items

Home Base Iowa — Efforts continue to attract military veterans to Iowa by placing them in quality jobs through the Home Base Iowa Initiative, established in May 2014. Additionally, veterans in the program may have the option to continue their service through the Iowa National Guard. Education initiatives for current and former members of the Guard are a part of this effort. The Camp Dodge Service Support Center synchronizes these services. The Home Base Iowa website contains more information. The program has attracted more than 2,500 veterans to the State.

Federal Budget Situation and Restructuring — Federal National Guard appropriation funding for FY 2021 is expected to be in line with FY 2020 funding levels, and reimbursement to the State under Federal Cooperative Agreements is expected to be on par with federal FY 2020 funding levels and existing agreements. The Iowa National Guard received a total of approximately $393,000,000 in federal funding in FY 2020. There were no changes to the Iowa Air National Guard structure in FY 2020, and authorization levels will remain at 1,946 personnel in FY 2021. The Iowa Army National Guard ended FY 2020 with a force structure authorization of 6,791 personnel and will grow in authorizations to 6,840 personnel in FY 2021.

Iowa Counterdrug Task Force — The Iowa National Guard is actively engaged in supporting the domestic counter drug mission by providing aviation, analytic, training, and demand reduction support to those engaged in the fight against drug use. In FY 2020, the Iowa National Guard Counterdrug program collectively supported the seizure of over 3,600 pounds of illegal drugs and $3,700,000 in currency, supported 15 anti-drug coalitions, and trained over 6,300 students from all 54 states and territories. Additionally, the Guard utilizes an RC-26 aircraft for surveillance purposes and to assist in counter drug-trafficking and counterterrorism efforts. In FY 2020, the RC-26 program supported 83 missions and flew a total of 168 hours.

TestIowa Site Support — Since the program's launch in April 2020, the Iowa National Guard has been assisting the Iowa Department of Public Health (DPH) in staffing the TestIowa COVID-19 testing sites across the State. The National Guard continues to support TestIowa sites in Polk, Pottawattamie, and Scott counties, as well as in the cities of Cedar Rapids and Waterloo, through March 31, 2021. These sites are currently supported by 93 service members, with 5 of those individuals supporting call-in lines at Mercy Hospitals and Clinics. After December 31, 2020, the number of on-duty service members was reduced to 78. Additionally, the National Guard has also assisted and continues to assist in delivering medical and other PPE supplies to health care locations all over the State since March 2020.

HOMELAND SECURITY AND EMERGENCY MANAGEMENT DEPARTMENT

Overview and Funding History

Agency Overview: The Homeland Security and Emergency Management Department (HSEMD) manages risks and hazards with local and federal entities through mitigation, preparedness, response, and recovery initiatives. In FY 2014, HF 307 (Department of Homeland Security and Emergency Management Act) established the HSEMD in lieu of a division under the Department of Public Defense. The Department's mission is to lead, coordinate, and support homeland security and emergency management functions in order to establish sustainable communities and ensure economic opportunity for Iowa and its citizens.

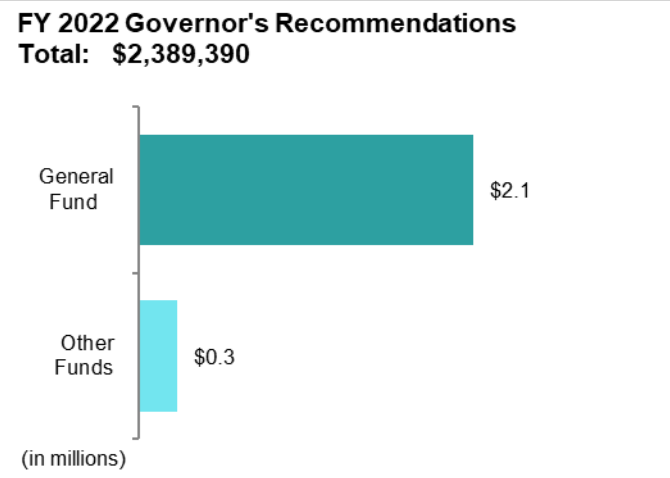

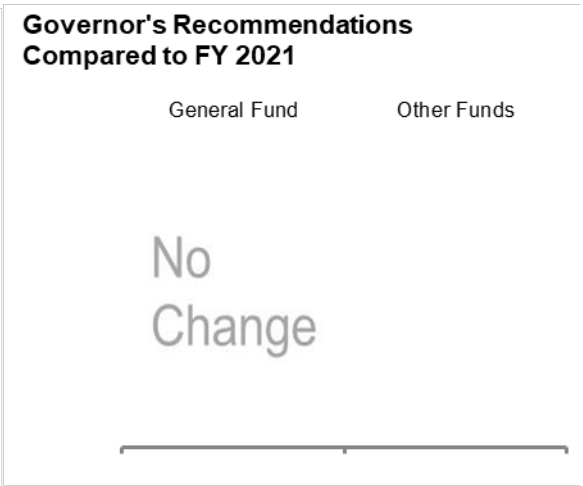

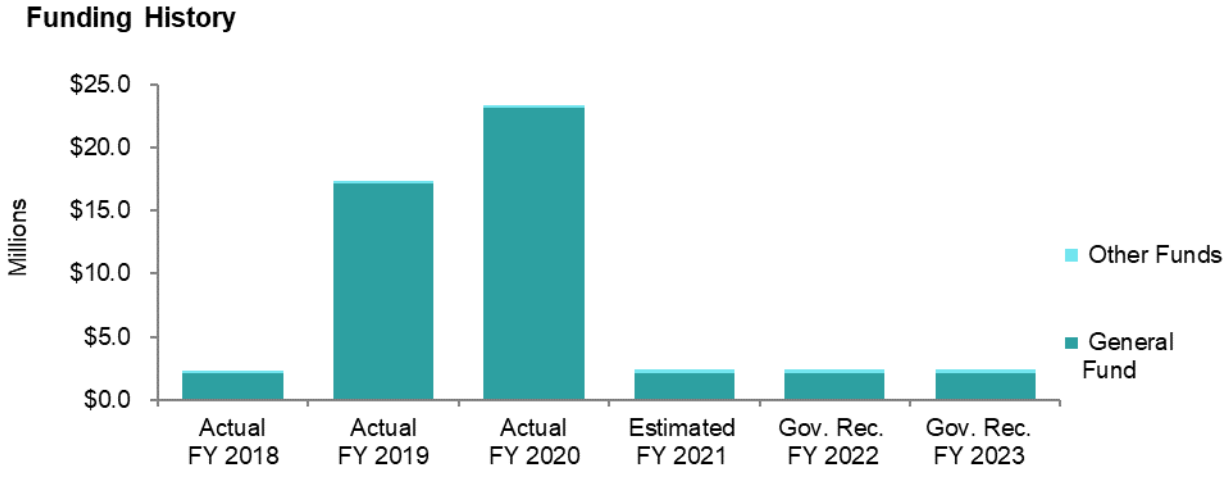

General Fund Recommendations

	Actual FY 2020 (1)	Estimated FY 2021 (2)	Gov Rec FY 2022 (3)	Gov Rec FY 22 vs Est FY 21 (4)
Homeland Security and Emergency Mgmt				
Homeland Security & Emergency Mgmt				
Flood Recovery	$ 21,003,186	$ 0	$ 0	$ 0
Homeland Security & Emer. Mgmt.	2,139,390	2,139,390	2,139,390	0
Total Homeland Security and Emergency Mgmt	$ 23,142,576	$ 2,139,390	$ 2,139,390	$ 0

Other Fund Recommendations

	Actual FY 2020 (1)	Estimated FY 2021 (2)	Gov Rec FY 2022 (3)	Gov Rec FY 22 vs Est FY 21 (4)
Homeland Security and Emergency Mgmt				
Homeland Security & Emergency Mgmt				
911 Emerg Comm Admin - 911 Surcharge	$ 250,000	$ 250,000	$ 250,000	$ 0
Total Homeland Security and Emergency Mgmt	$ 250,000	$ 250,000	$ 250,000	$ 0

Discussion Items

Alert Iowa — There are 90 counties currently utilizing the Emergency Medical Services Data and Mass Messaging System, Alert Iowa, which enables local authorities to use the reverse 911 system to disseminate statewide alerts such as Amber Alerts and other imminent threat notifications during emergency situations and disaster recovery. *For FY 2022, the Governor is recommending total funding of $400,000 from the TRF for the Alert Iowa System.*

Enhanced Mitigation and Loss Avoidance — Iowa is one of only 13 states and territories that has established and utilizes an Enhanced Mitigation Plan as approved by the Federal Emergency Management Agency (FEMA), allowing State and local governments to receive an additional 25.00% of hazard mitigation disaster funding above the funding provided to a state or territory without such a plan. In calendar year 2018, the Department avoided losses totaling $44,200,000. Over calendar years 2014 to 2019, the Department was able to avoid financial losses totaling $422,200,000.

911 Program Update — House File 2254 (911 Emergency Telephone Systems Act), enacted during the 2018 Legislative Session, directed the HSEMD to implement a virtual consolidation plan of the existing wireline and wireless 911 networks to create a shared service environment operated and maintained by the Department. As of December 2020, 50 public safety answering points (PSAPs) have opted into these shared technological services. In FY 2020, over 978,000 wireless and 256,000 wireline 911 calls were made and completed. Approximately $31,000,000 in surcharge revenue was collected by the Department, with approximately $20,500,000 in revenue being passed to local 911 service boards.

COVID-19 Grant Funding — House Resolution 748, the federal Coronavirus Aid, Relief, and Economic Security Act, allocated a total of $1,300,000 as a supplemental to the existing FY 2020 Emergency Management Performance Grant (EMPG) Notice of Funding Opportunity published on February 14, 2020. The EMPG program assists states, territories, tribes, and local governments in supporting the prevention of, preparation for, and response to public health and emergency management events. Through this grant program, FEMA will award funding to support planning and operational readiness for COVID-19 preparedness and response; development of tools and strategies for prevention, preparedness, and response; and ongoing communication and coordination among federal, state, local, tribal, and territorial partners throughout the response.

Additionally, the HSEMD also received approximately $1,000,000 in supplemental funding for the Emergency Food and Shelter Program (EFSP). The grant assists local entities to meet the needs of hungry and homeless people throughout the United States and its territories by allocating federal funds for the provision of food and shelter. Program funds are used to provide for needs such as food, lodging, rent or mortgage assistance, utility bill assistance, and equipment necessary to feed or shelter impacted individuals. Up to 2.00% of the grant may be used for administrative costs, and local jurisdictions have discretion as to how to distribute funds.

DEPARTMENT OF PUBLIC SAFETY

Overview and Funding History

Agency Overview: The Department of Public Safety (DPS) is the State law enforcement agency. The mission of the DPS is to serve the people of Iowa by providing public safety services with leadership, integrity, and professionalism. Its guiding principles and core values are courtesy, service, and protection. Goals are to reduce preventable injuries and deaths, suppress criminal activity, reduce or minimize the costs of compliance with government requirements, and promote integrity and excellence in the workforce. The Department divisions include the Commissioner's Office, Administrative Services, the Division of Criminal Investigation (DCI), the Division of Narcotics Enforcement, the State Fire Marshal, and the Iowa State Patrol (ISP).

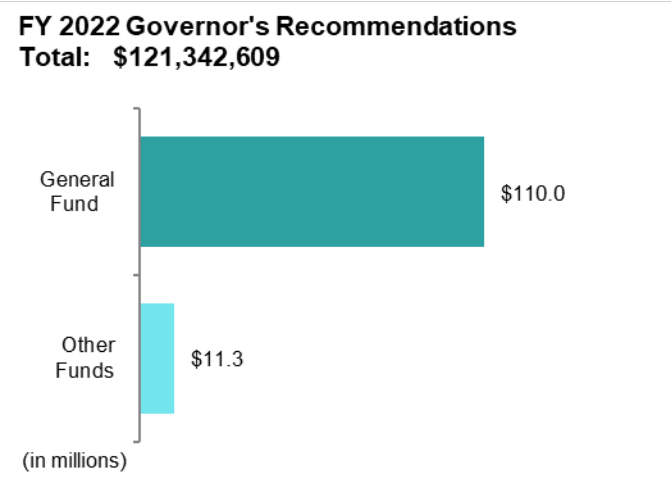

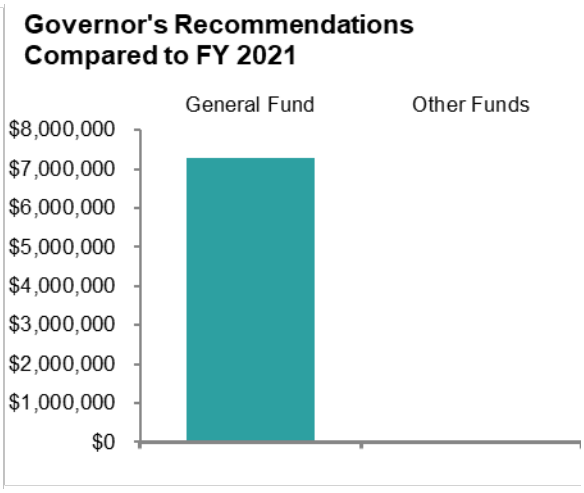

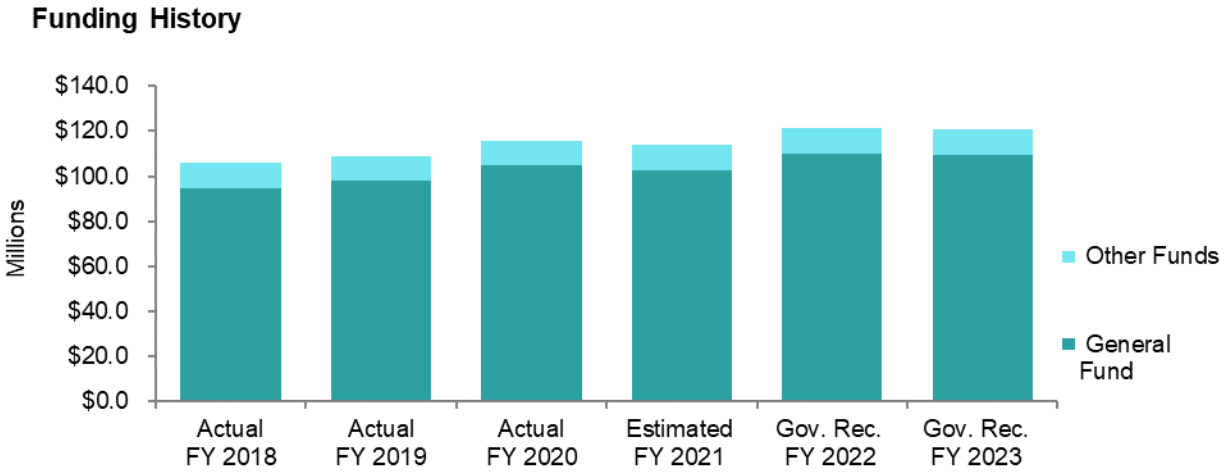

General Fund Recommendations

	Actual FY 2020 (1)	Estimated FY 2021 (2)	Gov Rec FY 2022 (3)	Gov Rec FY 22 vs Est FY 21 (4)
Public Safety, Department of				
Public Safety, Dept. of				
Public Safety Administration	$ 4,860,294	$ 4,860,294	$ 5,591,361	$ 731,067
Public Safety DCI	15,263,580	15,263,580	17,576,601	2,313,021
DCI - Crime Lab Equipment/Training	650,000	650,000	650,000	0
Narcotics Enforcement	8,139,785	8,139,785	8,124,117	-15,668
Public Safety Undercover Funds	209,042	209,042	209,042	0
Fire Marshal	5,242,651	5,242,651	5,231,360	-11,291
Iowa State Patrol	66,542,117	66,542,117	66,037,699	-504,418
DPS/SPOC Sick Leave Payout	279,517	279,517	279,517	0
Fire Fighter Training	825,520	825,520	825,520	0
Department-wide Duties	0	0	5,000,000	5,000,000
Human Trafficking Office	150,000	150,000	340,000	190,000
Volunteer Fire Training & Equipment	50,000	50,000	50,000	0
DPS Overtime Salaries & Support-GF	2,400,000	0	0	0
DPS Implementation of HF2581 Hemp-GF	0	411,000	0	-411,000
Interoperable Communications Sys Board	115,661	115,661	115,661	0
Total Public Safety, Department of	$ 104,728,167	$ 102,739,167	$ 110,030,878	$ 7,291,711

Governor's Recommendations FY 2022 — Significant Changes

Public Safety Administration $731,067

- An increase of $567,092 to move several FTE positions from other areas of the Department to its Administrative Division as a result of departmental reorganization. This includes moving a total of 5.00 FTE positions from the Division of Criminal Investigation, Narcotics Enforcement, the State Fire Marshal, and the State Patrol into the Administrative Division.
- An increase of $93,975 and 1.00 FTE position for salary and benefits related to the hiring of a Cloud Architect position to modernize existing IT infrastructure.
- An increase of $70,000 to fund annualized costs associated with the Uniform Crime Reporting (UCR) Program and the Private Investigative, Private Security, and Bail Enforcement (PI/PS/BE) Programs.

Human Trafficking Office $190,000

An increase to cover costs related to the implementation of 2020 Iowa Acts, House File 2259 (Human Trafficking Training, Hotels Act). Costs include salary and benefits of 1.00 FTE position related to the hiring of an Accreditation Manager to maintain and monitor the training certification process for lodging providers, and annual expenses associated with database management, publications, certifications, and audits.

Public Safety — Division of Criminal Investigation $2,313,021

- A net increase of $375,285 resulting from reallocating a $411,000 separate line-item appropriation to cover costs related to the implementation of 2020 Iowa Acts, House File 2581 (Hemp Public and Consumer Safety Act) into the Division and a decrease of $35,715 as a result of departmental reorganization.
- An increase of $437,736 to cover salary and benefits related to hiring 6.00 additional FTE positions in order to meet the increased demand for services, clear backlog, and reduce turnaround times on case assignments. This includes funding for three Evidence Technician positions and three Criminalist positions.
- An increase of $1,500,000 to cover salary and benefits related to 7.00 additional FTE positions and other costs related to transforming the existing Cyber Crime Unit into a Cyber Bureau. This includes funding for five additional Special Agents, one Cyber Intelligence Analyst, and one Assistant Director.

Narcotics Enforcement **-$15,668**

A decrease resulting from departmental reorganization.

DPS Fire Marshal **-$11,291**

A decrease resulting from departmental reorganization.

Iowa State Patrol **-$504,418**

A decrease resulting from departmental reorganization.

DPS — Department-Wide Duties **$5,000,000**

An increase to provide funding for Department-wide salary adjustments and other related duties. The DPS has the authority to allocate the funding as necessary.

DPS Implementation of HF 2581 **-$411,000**

A decrease resulting from reallocating $411,000 from a separate line-item appropriation to the DCI to cover costs related to the implementation of 2020 Iowa Acts, House File 2581 (Hemp Public and Consumer Safety Act).

Other Fund Recommendations

	Actual FY 2020 (1)	Estimated FY 2021 (2)	Gov Rec FY 2022 (3)	Gov Rec FY 22 vs Est FY 21 (4)
Public Safety, Department of				
Public Safety, Dept. of				
DPS Gaming Enforcement - GEF	$ 10,797,935	$ 11,311,731	$ 11,311,731	$ 0
Total Public Safety, Department of	$ 10,797,935	$ 11,311,731	$ 11,311,731	$ 0

Discussion Items

Equipment Updates and Requests — For FY 2022, the DPS has requested a total of $1,009,500 in funding from the RIIF for numerous equipment-related purchases, including 11 portable bomb tech kits to be used by the State Fire Marshal Bomb Squad; various tools related to investigative response, analysis, and collection; and to procure two emergency rescue vehicles to be utilized by the Iowa State Patrol (ISP). Additionally, for FY 2022, the Department has requested a total of $1,052,000 from the TRF to fund the replacement of the DCI computerized criminal history record system, the replacement of the Department's primary database hardware, the replacement of two existing UPS units in the Department's data center, and costs related to develop training on human trafficking for lodging providers as required by HF 2581. For FY 2023, the DPS is requesting an additional $3,553,000 in TRF funding, which includes a $3,100,000 request to cover costs related to implementing a body camera program and establishing a video storage and evidence upload database for the ISP.

The Governor is recommending a total of $5,123,982 from the RIIF for FY 2022 and $4,351,254 for FY 2023, which includes the cost of the Iowa Statewide Interoperate Communication System (ISICS) lease payment as detailed below. The Governor is recommending a total of $1,052,000 from the TRF for FY 2022 and $3,553,000 for FY 2023 for technology expenditures.

Iowa Statewide Interoperable Communications System — ISICS is Iowa's statewide digital communications network that provides public safety agencies, first responders, and school and utility workers with connectivity to a safe and reliable communications interoperability network in day-to-day and emergency situations. In FY 2016, the DPS entered a 10-year radio communications platform lease with Motorola at an estimated total cost of $39,500,000 over 10 years ($36,400,000 in principal and $3,100,000 in interest payments). *The Governor is recommending a total of $4,114,482 from the RIIF in FY 2022 to cover costs associated with the seventh lease-purchase payment. For FY 2023, the Governor is recommending $4,118,754 from the RIIF for same purpose.*

CRIMINAL AND JUVENILE JUSTICE PLANNING DIVISION, DEPARTMENT OF HUMAN RIGHTS

Overview and Funding History

Agency Overview: The Division of Criminal and Juvenile Justice Planning (CJJP) is within the Department of Human Rights. The Division carries out research, policy analysis, program development, and data analysis activities to assist policymakers, justice system agencies, and others to identify issues of concern and to improve the operation and effectiveness of the Iowa justice system. The CJJP staff provides a justice system information clearinghouse service to system officials and the general public. Councils staffed by the CJJP are the Juvenile Justice Advisory Council, the Criminal and Juvenile Justice Advisory Council, the Sex Offender Research Council, and the Public Safety Advisory Board.

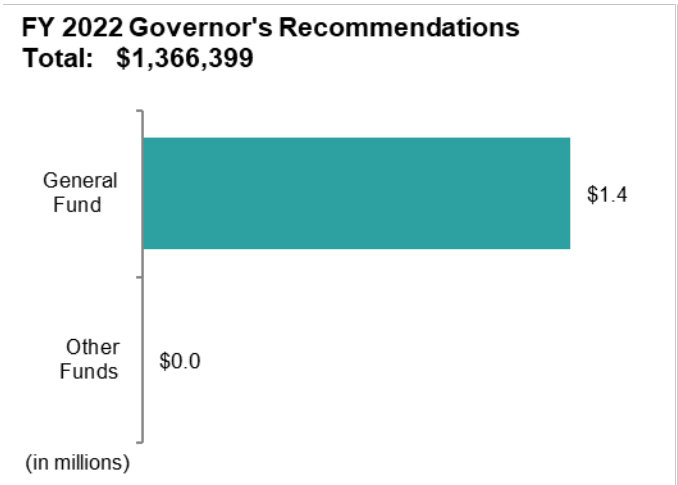

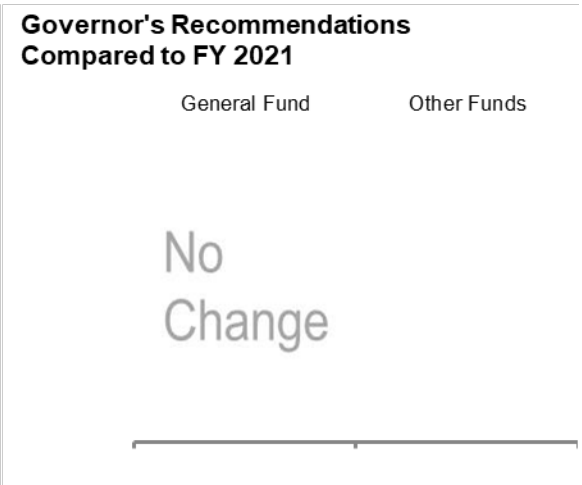

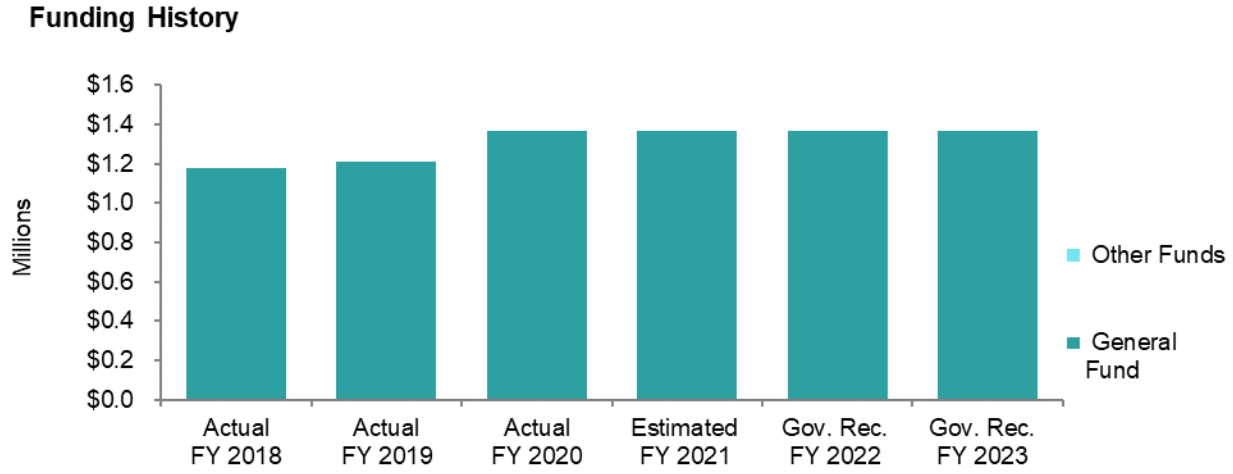

General Fund Recommendations

	Actual FY 2020 (1)	Estimated FY 2021 (2)	Gov Rec FY 2022 (3)	Gov Rec FY 22 vs Est FY 21 (4)
Human Rights, Department of				
Human Rights, Dept. of				
Criminal & Juvenile Justice	$ 1,226,399	$ 1,226,399	$ 1,226,399	$ 0
Single Grant Program	140,000	140,000	140,000	0
Total Human Rights, Department of	$ 1,366,399	$ 1,366,399	$ 1,366,399	$ 0

Discussion Items

Single Grant Program — In 2019, Senate File 615 (FY 2020 Justice System Appropriations Act) established a Single Grant Program under the purview of the CJJP. The Program is tasked with deterring juvenile delinquency through early intervention in the criminal justice system by providing comprehensive, multifaceted delivery of social services to a city with a higher than average juvenile crime rate as determined by the CJJP and a population of greater than 80,000 as determined by the 2010 federal decennial census. Under these specifications, the cities of Des Moines, Sioux City, Cedar Rapids, and Davenport are eligible to apply for grant funding from the Program. Funding allocated to the Program is intended to be used for studying, planning, programming, and capital purchases related to a program that is committed to deterring juvenile delinquency through early intervention in the criminal justice system. Senate File 615 appropriated $140,000 from the General Fund to the Program for FY 2020. For FY 2021, House File 2643 (FY 2021 Omnibus Appropriations Act) continued the funding at a status quo level of $140,000.

In early FY 2020, the CJJP coordinated with the Department of Administrative Services (DAS) to establish an RFP for the Program. In September 2020, Boys Town Iowa, a nonprofit organization dedicated to assisting children and their families through in-home family services, community supports services, and school-based programs, placed the winning bid and was granted the contract and $140,000 in funding associated with the Program. The contract was recently renewed for FY 2021.

Criminal Justice Information System (CJIS) — The purpose of the CJIS is to integrate the criminal justice system information from courts, law enforcement, corrections, and other governmental entities. The CJIS provides paperless, real-time exchanges of information between criminal and juvenile justice systems with the goal to enhance the efficiency, effectiveness, and accuracy of criminal justice information. Real-time exchanges include data on protective orders, presentence investigation reports, and sex offender address updates, among others.

Comparison to Other States — Outcomes

Public Safety

According to the Federal Bureau of Investigation (FBI), **Iowa's violent crime rate in 2019 was 266.6 per 100,000 adult residents**. Contiguous states show the following violent crime rates: Illinois 406.9, Minnesota 236.4, Missouri 495.0, Nebraska 300.9, South Dakota 399.0, and Wisconsin 293.2.

Iowa's property crime rate is 1,733.7 per 100,000 adult residents. Surrounding states show the following property crime rates per 100,000 adult residents: Illinois 1,846.5, Minnesota 2,078.8, Missouri 2,638.7, Nebraska 2,039.3, South Dakota 1,771.0, and Wisconsin 1,471.4. Uniform Crime Rate data compiled by the FBI can be located at www.fbi.gov.

Corrections

According to the U.S. Department of Justice, Bureau of Justice Statistics, in 2018 (most recent data available), **Iowa ranked 33rd nationally in terms of the highest incarceration rate of sentenced prisoners, with 580 inmates per 100,000 adult residents.** Other Midwest states ranked as follows:

- Illinois was ranked 9th (560 inmates per 100,000 adult residents).
- Minnesota was ranked 32nd (370 inmates per 100,000 adult residents).
- Missouri was ranked 16th (900 inmates per 100,000 adult residents).
- Nebraska was ranked 39th (640 inmates per 100,000 adult residents).
- South Dakota was ranked 41st (910 inmates per 100,000 adult residents).
- Wisconsin was ranked 20th (810 inmates per 100,000 adult residents).

Iowa ranks 30th nationally in terms of the highest rate of offenders under community supervision, with 1,960 offenders per 100,000 adult residents. Other Midwest states ranked as follows:

- Illinois was ranked 36th (1,740 inmates per 100,000 adult residents).
- Minnesota was ranked 10th (2,840 inmates per 100,000 adult residents).
- Missouri was ranked 24th (2,230 inmates per 100,000 adult residents).
- Nebraska was ranked 38th (1,720 inmates per 100,000 adult residents).
- South Dakota was ranked 22nd (2,270 inmates per 100,000 adult residents).
- Wisconsin was ranked 26th (2,210 inmates per 100,000 adult residents).

Judicial Branch

The National Center for State Courts (NCSC) has published the Survey of Judicial Salaries for 30 years. The most recent national data available was published July 2020. The Iowa salary data is current as of July 1, 2020.

- In Iowa, the salary for a justice on the Iowa Supreme Court is $178,304, which ranks 29th highest nationally out of 51 (including Washington, D.C.). The national salary range for a justice is $125,000 to $274,695, with an average salary of $186,164.
- In Iowa, the salary for a judge on the Court of Appeals is $161,588, which ranks 29th highest nationally out of 40. This position does not exist in all 50 states and Washington, D.C. The national salary range for a Court of Appeals Judge is $105,000 to $245,578, with an average salary of $174,504.
- In Iowa, the salary for a District Court Judge is $150,444, which ranks 34th nationally out of 51. The national salary range for a District Court Judge is $89,600 to $216,400, with an average salary of $162,590.

Criminal and Juvenile Justice Planning Division

The CJJP of the Department of Human Rights staffs several committees and issues research reports on topics of interest to the justice system. Reports issued by the CJJP include research on both the adult and juvenile justice systems. Reports can be accessed on the CJJP website. The CJJP provides prison population forecasts, recidivism studies, task force reports on sex offenders, violent offender reports, and other documents.

LSA Publications — Justice

The following documents have been published by the LSA that relate to the Justice System Appropriations Subcommittee:

- **Issue Reviews:**
  Indigent Defense — Overview and Funding History
  An Update on the Iowa Sex Offender Registry
  Court Debt Collection
  Human Trafficking

- **Fiscal Topics:**
  Criminal and Juvenile Justice Planning Division — Single Grant Program
  Public Safety Survivor Benefits Fund
  Sex Offender Registry
  Criminal Fine Revenue and Surcharge Distribution

Reports Required to Be Filed with General Assembly

Reports and other documents required to be filed with the General Assembly are organized by submitting department and by date and are published on this webpage.

LSA Staff Contacts: Laura Book (515.205.9275) laura.book@legis.iowa.gov
Christin Mechler (515.250.0458) christin.mechler@legis.iowa.gov

Appendix A – Tracking

This Appendix contains tracking for the following:

- General Fund
- Other Funds
- Full-Time Equivalent (FTE) Positions

The Legislative Services Agency publishes ***Budget Unit Briefs*** that discuss the purpose of particular appropriations and programs. If a publication is available, it has been hyperlinked in the title of the appropriation.

Justice System
General Fund

	Actual FY 2020 (1)	Estimated FY 2021 (2)	Gov Rec FY 2022 (3)	Gov Rec FY 22 vs Est FY 21 (4)	Gov Rec Yr2 FY 2023 (5)	Gov Rec FY 23 vs Gov Rec FY 22 (6)
Attorney General						
Justice, Dept. of						
General Office AG	$ 6,006,268	$ 6,006,268	$ 6,006,268	$ 0	$ 6,006,268	$ 0
Victim Assistance Grants	5,016,708	5,016,708	5,016,708	0	5,016,708	0
Legal Services Poverty Grants	2,634,601	2,634,601	2,634,601	0	2,634,601	0
Total Attorney General	$ 13,657,577	$ 13,657,577	$ 13,657,577	$ 0	$ 13,657,577	$ 0
Civil Rights Commission, Iowa						
Civil Rights Commission						
Civil Rights Commission	$ 1,252,899	$ 1,252,899	$ 1,252,899	$ 0	$ 1,252,899	$ 0
Total Civil Rights Commission, Iowa	$ 1,252,899	$ 1,252,899	$ 1,252,899	$ 0	$ 1,252,899	$ 0
Corrections, Department of						
Central Office						
Corrections Administration	$ 5,473,325	$ 5,473,325	$ 5,473,325	$ 0	$ 5,473,325	$ 0
County Confinement	1,082,635	1,082,635	1,082,635	0	1,082,635	0
Federal Prisoners/Contractual	234,411	234,411	234,411	0	234,411	0
Corrections Education	2,608,109	2,608,109	2,608,109	0	2,608,109	0
Iowa Corrections Offender Network	2,000,000	2,000,000	2,000,000	0	2,000,000	0
Mental Health/Substance Abuse	28,065	28,065	28,065	0	28,065	0
DOC - Department-Wide Duties	0	0	5,000,000	5,000,000	5,000,000	0
Corrections Real Estate - Capitals	94,068	623,770	0	-623,770	0	0
State Cases Court Costs	0	10,000	10,000	0	10,000	0
Central Office	$ 11,520,613	$ 12,060,315	$ 16,436,545	$ 4,376,230	$ 16,436,545	$ 0
Fort Madison						
Ft. Madison Institution	$ 41,647,701	$ 41,647,701	$ 41,647,701	$ 0	$ 41,647,701	$ 0
Anamosa						
Anamosa Institution	$ 32,868,225	$ 32,868,225	$ 32,868,225	$ 0	$ 32,868,225	$ 0
Oakdale						
Oakdale Institution	$ 62,610,335	$ 62,610,335	$ 62,610,335	$ 0	$ 62,610,335	$ 0
Newton						
Newton Institution	$ 28,818,686	$ 28,818,686	$ 28,818,686	$ 0	$ 28,818,686	$ 0
Mount Pleasant						
Mount Pleasant Institution	$ 25,902,776	$ 25,902,776	$ 26,177,884	$ 275,108	$ 26,177,884	$ 0
Rockwell City						
Rockwell City Institution	$ 10,623,767	$ 10,623,767	$ 10,623,767	$ 0	$ 10,623,767	$ 0
Clarinda						
Clarinda Institution	$ 25,132,431	$ 25,132,431	$ 25,132,431	$ 0	$ 25,132,431	$ 0
Mitchellville						

Justice System
General Fund

	Actual FY 2020 (1)	Estimated FY 2021 (2)	Gov Rec FY 2022 (3)	Gov Rec FY 22 vs Est FY 21 (4)	Gov Rec Yr2 FY 2023 (5)	Gov Rec FY 23 vs Gov Rec FY 22 (6)
Mitchellville Institution	$ 23,483,038	$ 23,483,038	$ 23,483,038	$ 0	$ 23,483,038	$ 0
Fort Dodge						
Fort Dodge Institution	$ 30,324,956	$ 30,324,956	$ 30,324,956	$ 0	$ 30,324,956	$ 0
CBC District 1						
CBC District I	$ 15,219,261	$ 15,219,261	$ 15,219,261	$ 0	$ 15,219,261	$ 0
CBC District 2						
CBC District II	$ 11,758,160	$ 11,758,160	$ 11,758,160	$ 0	$ 11,758,160	$ 0
CBC District 3						
CBC District III	$ 7,324,425	$ 7,324,425	$ 7,324,425	$ 0	$ 7,324,425	$ 0
CBC District 4						
CBC District IV	$ 5,815,391	$ 5,815,391	$ 5,815,391	$ 0	$ 5,815,391	$ 0
CBC District 5						
CBC District V	$ 22,008,023	$ 22,008,023	$ 22,008,023	$ 0	$ 22,008,023	$ 0
CBC District 6						
CBC District VI	$ 15,069,674	$ 15,069,674	$ 15,069,674	$ 0	$ 15,069,674	$ 0
CBC District 7						
CBC District VII	$ 8,013,609	$ 8,013,609	$ 8,013,609	$ 0	$ 8,013,609	$ 0
CBC District 8						
CBC District VIII	$ 8,547,829	$ 8,547,829	$ 8,547,829	$ 0	$ 8,547,829	$ 0
CBC Statewide						
CBC Statewide	$ 0	$ 0	$ 663,219	$ 663,219	$ 663,219	$ 0
Total Corrections, Department of	$ 386,688,900	$ 387,228,602	$ 392,543,159	$ 5,314,557	$ 392,543,159	$ 0

Justice System

General Fund

	Actual FY 2020 (1)	Estimated FY 2021 (2)	Gov Rec FY 2022 (3)	Gov Rec FY 22 vs Est FY 21 (4)	Gov Rec Yr2 FY 2023 (5)	Gov Rec FY 23 vs Gov Rec FY 22 (6)
Human Rights, Department of						
Human Rights, Dept. of						
Criminal & Juvenile Justice	$ 1,226,399	$ 1,226,399	$ 1,226,399	$ 0	$ 1,226,399	$ 0
Single Grant Program	140,000	140,000	140,000	0	140,000	0
Total Human Rights, Department of	$ 1,366,399	$ 1,366,399	$ 1,366,399	$ 0	$ 1,366,399	$ 0
Inspections and Appeals, Department of						
Public Defender						
Public Defender	$ 27,144,382	$ 27,144,382	$ 27,144,382	$ 0	$ 27,144,382	$ 0
Indigent Defense	40,760,448	40,760,448	40,760,448	0	40,760,448	0
Total Inspections and Appeals, Department of	$ 67,904,830	$ 67,904,830	$ 67,904,830	$ 0	$ 67,904,830	$ 0
Judicial Branch						
Judicial Branch						
Judicial Branch	$ 181,523,737	$ 181,023,737	$ 190,112,527	$ 9,088,790	$ 191,591,757	$ 1,479,230
Jury & Witness Fee Revolving Fund	3,100,000	3,100,000	3,100,000	0	3,100,000	0
Total Judicial Branch	$ 184,623,737	$ 184,123,737	$ 193,212,527	$ 9,088,790	$ 194,691,757	$ 1,479,230
Law Enforcement Academy						
Iowa Law Enforcement Academy						
ILEA Officer Certification & Training	$ 0	$ 140,000	$ 0	$ -140,000	$ 0	$ 0
Law Enforcement Academy	978,914	978,914	1,193,868	214,954	1,193,868	0
Iowa Law Enforcement Academy Relocation Exp.	1,015,442	0	0	0	0	0
Total Law Enforcement Academy	$ 1,994,356	$ 1,118,914	$ 1,193,868	$ 74,954	$ 1,193,868	$ 0
Parole, Board of						
Parole Board						
Parole Board	$ 1,240,265	$ 1,240,265	$ 1,240,265	$ 0	$ 1,240,265	$ 0
Total Parole, Board of	$ 1,240,265	$ 1,240,265	$ 1,240,265	$ 0	$ 1,240,265	$ 0

Justice System

General Fund

	Actual FY 2020 (1)	Estimated FY 2021 (2)	Gov Rec FY 2022 (3)	Gov Rec FY 22 vs Est FY 21 (4)	Gov Rec Yr2 FY 2023 (5)	Gov Rec FY 23 vs Gov Rec FY 22 (6)
Public Defense, Department of						
Public Defense, Dept. of						
Public Defense, Department of	$ 6,428,140	$ 6,428,140	$ 6,678,140	$ 250,000	$ 6,928,140	$ 250,000
Total Public Defense, Department of	$ 6,428,140	$ 6,428,140	$ 6,678,140	$ 250,000	$ 6,928,140	$ 250,000
Public Safety, Department of						
Public Safety, Dept. of						
Public Safety Administration	$ 4,860,294	$ 4,860,294	$ 5,591,361	$ 731,067	$ 5,591,361	$ 0
Public Safety DCI	15,263,580	15,263,580	17,576,601	2,313,021	17,180,601	-396,000
DCI - Crime Lab Equipment/Training	650,000	650,000	650,000	0	650,000	0
Narcotics Enforcement	8,139,785	8,139,785	8,124,117	-15,668	8,124,117	0
Public Safety Undercover Funds	209,042	209,042	209,042	0	209,042	0
Fire Marshal	5,242,651	5,242,651	5,231,360	-11,291	5,231,360	0
Iowa State Patrol	66,542,117	66,542,117	66,037,699	-504,418	66,037,699	0
DPS/SPOC Sick Leave Payout	279,517	279,517	279,517	0	279,517	0
Fire Fighter Training	825,520	825,520	825,520	0	825,520	0
Department-wide Duties	0	0	5,000,000	5,000,000	5,000,000	0
Human Trafficking Office	150,000	150,000	340,000	190,000	340,000	0
Volunteer Fire Training & Equipment	50,000	50,000	50,000	0	50,000	0
DPS Overtime Salaries & Support-GF	2,400,000	0	0	0	0	0
DPS Implementation of HF2581 Hemp-GF	0	411,000	0	-411,000	0	0
Interoperable Communications Sys Board	115,661	115,661	115,661	0	115,661	0
Total Public Safety, Department of	$ 104,728,167	$ 102,739,167	$ 110,030,878	$ 7,291,711	$ 109,634,878	$ -396,000
Homeland Security and Emergency Mgmt						
Homeland Security & Emergency Mgmt						
Flood Recovery	$ 21,003,186	$ 0	$ 0	$ 0	$ 0	$ 0
Homeland Security & Emer. Mgmt.	2,139,390	2,139,390	2,139,390	0	2,139,390	0
Total Homeland Security and Emergency Mgmt	$ 23,142,576	$ 2,139,390	$ 2,139,390	$ 0	$ 2,139,390	$ 0
Total Justice System	$ 793,027,846	$ 769,199,920	$ 791,219,932	$ 22,020,012	$ 792,553,162	$ 1,333,230

Justice System

Other Funds

	Actual FY 2020 (1)	Estimated FY 2021 (2)	Gov Rec FY 2022 (3)	Gov Rec FY 22 vs Est FY 21 (4)	Gov Rec Yr2 FY 2023 (5)	Gov Rec FY 23 vs Gov Rec FY 22 (6)
Attorney General						
Justice, Dept. of						
AG Prosecutions and Appeals - CEF	$ 1,500,000	$ 1,500,000	$ 2,000,000	$ 500,000	$ 2,000,000	$ 0
Consumer Fraud - Public Ed & Enforce - CEF	1,875,000	1,875,000	1,875,000	0	1,875,000	0
Older Iowans Consumer Fraud - CEF	125,000	125,000	125,000	0	125,000	0
Farm Mediation Services - CEF	300,000	300,000	300,000	0	300,000	0
Justice, Dept. of	$ 3,800,000	$ 3,800,000	$ 4,300,000	$ 500,000	$ 4,300,000	$ 0
Consumer Advocate						
Consumer Advocate - CMRF	$ 3,137,588	$ 3,137,588	$ 3,137,588	$ 0	$ 3,137,588	$ 0
Total Attorney General	$ 6,937,588	$ 6,937,588	$ 7,437,588	$ 500,000	$ 7,437,588	$ 0
Public Safety, Department of						
Public Safety, Dept. of						
DPS Gaming Enforcement - GEF	$ 10,797,935	$ 11,311,731	$ 11,311,731	$ 0	$ 11,311,731	$ 0
Total Public Safety, Department of	$ 10,797,935	$ 11,311,731	$ 11,311,731	$ 0	$ 11,311,731	$ 0
Homeland Security and Emergency Mgmt						
Homeland Security & Emergency Mgmt						
911 Emerg Comm Admin - 911 Surcharge	$ 250,000	$ 250,000	$ 250,000	$ 0	$ 250,000	$ 0
Total Homeland Security and Emergency Mgmt	$ 250,000	$ 250,000	$ 250,000	$ 0	$ 250,000	$ 0
Total Justice System	$ 17,985,523	$ 18,499,319	$ 18,999,319	$ 500,000	$ 18,999,319	$ 0

Explanation of FTE Position Data

Analysis of the Governor's Budget Recommendations

The following is an explanation of the full-time equivalent (FTE) position information provided on the following tables. The columns of FTE position data represent different points in time that the numbers were compiled. For additional information on the State's FTE positions, see the ***Issue Review*** entitled *FY 2017 FTE Positions and Personnel Costs*.

Actual FY 2020: This data represents the actual FTE position utilization calculated at the close of the fiscal year. The FTE position usage is calculated by taking the actual hours worked during the fiscal year and dividing the number by 2,080 hours. For example, if a department has budgeted a full-time position (equating to 1.00 FTE) and this position is vacant for six months of the fiscal year, at the close of the fiscal year the calculation of the actual FTE position would be 0.50 (1,040 ÷ 2,080 = 0.50). The calculation of the actual FTE position factors out the portion of the position that was vacant during the fiscal year.

Estimated FY 2021: This data represents the estimated FTE positions that were budgeted by the departments at the beginning of FY 2021 and incorporates any revisions made to the budget by the departments through (approximately) December 2020. Changes to the estimates can occur for a variety of reasons. For example, if departments are not provided funding for salary adjustments to cover the costs of funding collective bargaining contracts, the departments will often reduce the number of FTE positions in order to cover costs.

Gov Rec FY 2022: This is the Governor's recommendation for FY 2022.

Gov Rec FY 2022 vs Est FY 2021: This represents the difference between the Governor's recommended FTE positions for FY 2022 and the most recent estimates for FY 2021.

Gov Rec FY 2023: This is the Governor's recommendation for FY 2023.

Gov Rec FY 2023 vs Gov Rec FY 2022: This represents the difference between the Governor's recommended FTE positions for FY 2023 and FY 2022.

Justice System

FTE Positions

	Actual FY 2020 (1)	Estimated FY 2021 (2)	Gov Rec FY 2022 (3)	Gov Rec FY 22 vs Est FY 21 (4)	Gov Rec Yr2 FY 2023 (5)	Gov Rec FY 23 vs Gov Rec FY 22 (6)
Attorney General						
Justice, Dept. of						
General Office AG	199.46	213.01	213.00	-0.01	213.00	0.00
Victim Compensation Fund	28.37	29.75	29.45	-0.30	29.45	0.00
Justice, Dept. of	227.83	242.76	242.45	-0.31	242.45	0.00
Consumer Advocate						
Consumer Advocate - CMRF	13.45	22.00	22.00	0.00	22.00	0.00
Total Attorney General	241.27	264.76	264.45	-0.31	264.45	0.00
Corrections, Department of						
Central Office						
Corrections Administration	37.05	41.00	41.00	0.00	41.00	0.00
Fort Madison						
Ft. Madison Institution	368.85	392.50	392.50	0.00	392.50	0.00
Anamosa						
Anamosa Institution	296.53	311.00	311.00	0.00	311.00	0.00
Oakdale						
Oakdale Institution	488.50	506.75	506.75	0.00	506.75	0.00
Newton						
Newton Institution	252.47	263.00	263.00	0.00	263.00	0.00
Mount Pleasant						
Mount Pleasant Institution	229.51	241.00	245.00	4.00	245.00	0.00
Rockwell City						
Rockwell City Institution	93.58	95.00	95.00	0.00	95.00	0.00
Clarinda						
Clarinda Institution	224.17	232.63	232.63	0.00	232.63	0.00
Mitchellville						
Mitchellville Institution	201.55	221.20	221.20	0.00	221.20	0.00
Fort Dodge						
Fort Dodge Institution	266.64	276.00	276.00	0.00	276.00	0.00
CBC District 1						
CBC District I	191.52	184.05	184.05	0.00	184.05	0.00
CBC District 2						
CBC District II	131.00	131.00	131.00	0.00	131.00	0.00
CBC District 3						
CBC District III	77.59	79.59	79.59	0.00	79.59	0.00
CBC District 4						

Justice System

FTE Positions

	Actual FY 2020	Estimated FY 2021	Gov Rec FY 2022	Gov Rec FY 22 vs Est FY 21	Gov Rec Yr2 FY 2023	Gov Rec FY 23 vs Gov Rec FY 22
	(1)	(2)	(3)	(4)	(5)	(6)
CBC District IV	62.00	63.00	63.00	0.00	63.00	0.00
CBC District 5						
CBC District V	266.45	258.69	258.69	0.00	258.69	0.00
CBC District 6						
CBC District VI	180.94	171.80	171.80	0.00	171.80	0.00
CBC District 7						
CBC District VII	103.15	104.15	104.15	0.00	104.15	0.00
CBC District 8						
CBC District VIII	102.00	96.00	96.00	0.00	96.00	0.00
CBC Statewide						
CBC Statewide	0.00	0.00	9.00	9.00	9.00	0.00
Total Corrections, Department of	3,573.51	3,668.36	3,681.36	13.00	3,681.36	0.00

Justice System

FTE Positions

	Actual FY 2020 (1)	Estimated FY 2021 (2)	Gov Rec FY 2022 (3)	Gov Rec FY 22 vs Est FY 21 (4)	Gov Rec Yr2 FY 2023 (5)	Gov Rec FY 23 vs Gov Rec FY 22 (6)
Civil Rights Commission, Iowa						
Civil Rights Commission						
Civil Rights Commission	24.37	27.00	27.00	0.00	27.00	0.00
Total Civil Rights Commission, Iowa	24.37	27.00	27.00	0.00	27.00	0.00
Human Rights, Department of						
Human Rights, Dept. of						
Criminal & Juvenile Justice	9.32	8.82	8.82	0.00	8.82	0.00
Total Human Rights, Department of	9.32	8.82	8.82	0.00	8.82	0.00
Inspections and Appeals, Department of						
Public Defender						
Public Defender	211.23	223.00	223.00	0.00	223.00	0.00
Total Inspections and Appeals, Department of	211.23	223.00	223.00	0.00	223.00	0.00
Law Enforcement Academy						
Iowa Law Enforcement Academy						
Law Enforcement Academy	23.42	27.25	30.25	3.00	30.25	0.00
Total Law Enforcement Academy	23.42	27.25	30.25	3.00	30.25	0.00
Parole, Board of						
Parole Board						
Parole Board	8.91	10.53	10.53	0.00	10.53	0.00
Total Parole, Board of	8.91	10.53	10.53	0.00	10.53	0.00
Public Defense, Department of						
Public Defense, Dept. of						
Public Defense, Department of	232.91	246.00	254.00	8.00	254.00	0.00
Total Public Defense, Department of	232.91	246.00	254.00	8.00	254.00	0.00

Justice System

FTE Positions

	Actual FY 2020 (1)	Estimated FY 2021 (2)	Gov Rec FY 2022 (3)	Gov Rec FY 22 vs Est FY 21 (4)	Gov Rec Yr2 FY 2023 (5)	Gov Rec FY 23 vs Gov Rec FY 22 (6)
Homeland Security and Emergency Mgmt						
Homeland Security & Emergency Mgmt						
Homeland Security & Emer. Mgmt.	59.11	30.00	30.00	0.00	30.00	0.00
Total Homeland Security and Emergency Mgmt	59.11	30.00	30.00	0.00	30.00	0.00
Public Safety, Department of						
Public Safety, Dept. of						
Public Safety Administration	33.86	37.00	43.00	6.00	43.00	0.00
Public Safety DCI	143.02	155.00	171.00	16.00	171.00	0.00
Narcotics Enforcement	58.98	67.00	67.00	0.00	67.00	0.00
Fire Marshal	46.82	49.00	49.00	0.00	49.00	0.00
Iowa State Patrol	472.29	511.00	506.00	-5.00	506.00	0.00
DPS Gaming Enforcement - GEF	67.82	73.00	73.00	0.00	73.00	0.00
Human Trafficking Office	1.01	1.00	2.00	1.00	2.00	0.00
Total Public Safety, Department of	823.80	893.00	911.00	18.00	911.00	0.00
Total Justice System	5,207.85	5,398.72	5,440.41	41.69	5,440.41	0.00

Appendix B – Appropriations Activity

Analysis of the Governor's Recommendations

The following information provides a summary of the FY 2020 General Fund and non-General Fund appropriations for the departments under the purview of the Appropriations Subcommittee. Appropriations are adjusted for several factors throughout the fiscal year, including supplemental appropriations, deappropriations, and adjustments to standing appropriations to account for actual expenditures. Other activity associated with appropriated funds includes: balances brought forward, transfers, and reversions. The tables show each of the departments' appropriations and the changes that occurred throughout the fiscal year.

- Original Appropriation: This is the amount appropriated from the General Fund in individual appropriations bills during the 2019 Legislative Session.
- Adjustment to Standings: These adjustments represent changes that are made to budgeted standing unlimited appropriations for the purpose of balancing the year-end amount. There are numerous standing unlimited appropriations established in the Iowa Code. The exact amount for each of these appropriations is not known until the close of the fiscal year. As the General Assembly develops the annual budget, an estimated amount is included for budgeting purposes. This estimated appropriation is then adjusted to reflect actual expenditures.
- Session Law Adjustments (General Fund Only): During the 2019 Legislative Session there were two appropriation bills enacted that provided increases to certain State agencies and allowed the agencies to allocate the increase across their line-item appropriations: HF 758 (Education Appropriations Act) appropriated $12.0 million to the Board of Regents for allocation to the three State universities, and SF 615 (Justice System Appropriations Act) appropriated $3.3 million to the Department of Corrections (DOC) for allocation across the DOC institutions and Community-Based Corrections (CBC) and $1.6 million to the Department of Public Safety for allocation to its divisions.
- Supplemental Appropriations/Deappropriations: These changes represent the supplemental appropriations and deappropriations enacted during the 2019 Legislative Session.
- OCIO Adjustment: During the 2019 Legislative Session, HF 759 (FY 2020 Administration and Regulation Appropriations Act) appropriated $1.3 million to the Department of Management (DOM) for an adjustment to department appropriations in FY 2020 for technology-related expenditures charged by the Office of the Chief Information Officer (OCIO) to State agencies. The adjustment was based upon a rolling 12-month average of the OCIO charges for departments.
- Salary Adjustment (Other Funds Only): Several non-General Fund appropriations were authorized to receive appropriation adjustments to fund salary increases for FY 2020.
- Total Appropriation: This is the sum of all of the above numbers and represents the final appropriation amount after the above changes were applied.

- Balance Brought Forward: These are the appropriated funds allowed to carry forward from FY 2019 to FY 2020. These funds provided additional spendable dollars for FY 2020.
- Transfers In and Out (General Fund Only): These adjustments represent transferred appropriation spending authority between enacted appropriations. These transfers are usually implemented by the Governor through the authority provided in Iowa Code section 8.39.
- Balance Carryforward: These are appropriated funds that are allowed to carry forward from FY 2020 to FY 2021. These funds provide additional spendable dollars for FY 2021.
- Reversions: These are the unspent appropriated funds that revert back to the fund from which they were appropriated.
- Total Adjustments: This is the sum of the Balance Brought Forward, Transfers, Balance Carryforward, and Reversions.
- Total Expended: This number represents the appropriation after all of the above adjustments have been made. The result is the total appropriated funds that were expended in FY 2020.

FY 2020 GENERAL FUND APPROPRIATIONS

Justice System Appropriations Subcommittee

	Original Approp	Adj to Standings	Session Law Adj	Supp & Deapprop	OCIO Adjustment	Total Approp	Balance Brought Forward	Transfer In	Transfer Out	Balance Carry Forward	Reversion	Total Adjustments	Grand Total
Justice System													
Attorney General													
General Office A.G.	$ 5,989,473	$ 0	$ 0	$ 0	$ 16,795	$ 6,006,268	$ 0	$ 0	$ 0	$ 0	$ -5,000	$ -5,000	$ 6,001,268
Legal Services Poverty Grants	2,634,601	0	0	0	0	2,634,601	0	0	0	0	0	0	2,634,601
Victim Assistance Grants	5,016,708	0	0	0	0	5,016,708	1,094,696	0	0	-2,353,085	0	-1,258,388	3,758,320
Attorney General Total	**13,640,782**	**0**	**0**	**0**	**16,795**	**13,657,577**	**1,094,696**	**0**	**0**	**-2,353,085**	**-5,000**	**-1,263,388**	**12,394,189**
Civil Rights Commission													
Civil Rights Commission	1,237,756	0	0	0	15,143	1,252,899	0	0	0	0	-10	-10	1,252,889
Civil Rights Commission Total	**1,237,756**	**0**	**0**	**0**	**15,143**	**1,252,899**	**0**	**0**	**0**	**0**	**-10**	**-10**	**1,252,889**
Corrections, Department of													
Anamosa Institution	32,414,148	0	381,852	0	72,225	32,868,225	1,390	0	0	-2,439	-2,439	-3,489	32,864,736
CBC District I	15,069,356	0	135,000	0	14,905	15,219,261	0	0	0	0	0	0	15,219,261
CBC District II	11,618,090	0	130,000	0	10,070	11,758,160	0	0	0	0	0	0	11,758,160
CBC District III	7,318,308	0	0	0	6,117	7,324,425	0	0	0	0	0	0	7,324,425
CBC District IV	5,811,273	0	0	0	4,118	5,815,391	0	0	0	0	0	0	5,815,391
CBC District V	21,986,762	0	0	0	21,261	22,008,023	0	0	0	0	0	0	22,008,023
CBC District VI	14,839,165	0	215,351	0	15,158	15,069,674	0	0	0	0	0	0	15,069,674
CBC District VII	7,919,692	0	85,000	0	8,917	8,013,609	0	0	0	0	0	0	8,013,609
CBC District VIII	8,443,071	0	95,000	0	9,758	8,547,829	0	0	0	0	0	0	8,547,829
Clarinda Institution	24,847,950	0	229,335	0	55,146	25,132,431	84,964	0	-70,000	-84,814	-84,814	-154,664	24,977,767
Corrections Administration	8,773,216	0	-3,301,335	0	1,444	5,473,325	6,732	0	-20,499	-2,392	-2,392	-18,552	5,454,773
Corrections Education	2,608,109	0	0	0	0	2,608,109	314,107	0	0	-512,892	0	-198,785	2,409,324
Corrections Real Estate-Capitals from Sales	0	94,068	0	0	0	94,068	0	0	0	0	0	0	94,068
County Confinement	1,082,635	0	0	0	0	1,082,635	0	0	0	0	0	0	1,082,635
Federal Prisoners/ Contractual	234,411	0	0	0	0	234,411	0	0	-50,000	0	0	-50,000	184,411
Ft. Dodge Institution	30,067,231	0	194,221	0	63,504	30,324,956	1,000	0	-100,000	-15,370	-15,370	-129,741	30,195,215
Ft. Madison Institution	41,213,841	0	340,952	0	92,908	41,647,701	1,573,400	0	-300,000	-10,437	-10,437	1,252,527	42,900,228
Iowa Corrections Offender Network	2,000,000	0	0	0	0	2,000,000	0	0	0	0	0	0	2,000,000
Mental Health/Substance Abuse - DOC wide	28,065	0	0	0	0	28,065	0	0	0	0	0	0	28,065
Mitchellville Institution	23,294,090	0	136,412	0	52,536	23,483,038	0	0	0	-2,374	-2,374	-4,749	23,478,289
Mt. Pleasant Inst.	25,676,413	0	168,510	0	57,853	25,902,776	7,577	0	0	-1,417	-1,417	4,743	25,907,519
Newton Institution	28,327,158	0	429,615	0	61,913	28,818,686	14,000	0	0	0	0	14,000	28,832,686
Oakdale Institution	61,812,427	0	680,087	0	117,821	62,610,335	5,767	560,499	0	0	-1,039	565,227	63,175,562
Rockwell City Institution	10,521,861	0	80,000	0	21,906	10,623,767	1,162	0	-20,000	-1,330	-1,330	-21,498	10,602,269
State Cases Court Costs	10,000	-10,000	0	0	0	0	0	0	0	0	0	0	0
Corrections, Department of Total	**385,917,272**	**84,068**	**0**	**0**	**687,560**	**386,688,900**	**2,010,099**	**560,499**	**-560,499**	**-633,467**	**-121,613**	**1,255,019**	**387,943,919**
Homeland Security and Emergency Mgmt Total													
Flood Recovery	0	0	0	21,003,186	0	21,003,186	0	0	0	0	0	0	21,003,186
Homeland Security & Emergency Mgmt Division	2,124,877	0	0	0	14,513	2,139,390	0	0	0	0	0	0	2,139,390
Homeland Security and Emergency Mgmt Total	**2,124,877**	**0**	**0**	**21,003,186**	**14,513**	**23,142,576**	**0**	**0**	**0**	**0**	**0**	**0**	**23,142,576**
Human Rights, Department of													
Criminal & Juvenile Justice	1,226,399	0	0	0	0	1,226,399	0	0	0	0	0	0	1,226,399
Single Grant Program	140,000	0	0	0	0	140,000	0	0	0	0	-86,002	-86,002	53,998
Human Rights, Department of Total	**1,366,399**	**0**	**0**	**0**	**0**	**1,366,399**	**0**	**0**	**0**	**0**	**-86,002**	**-86,002**	**1,280,397**

FY 2020 GENERAL FUND APPROPRIATIONS

Justice System Appropriations Subcommittee

	Original Approp	Adj to Standings	Session Law Adj	Supp & Deapprop	OCIO Adjustment	Total Approp	Balance Brought Forward	Transfer In	Transfer Out	Balance Carry Forward	Reversion	Total Adjustments	Grand Total
Inspections & Appeals, Department of													
Indigent Defense Appropriation	40,760,448	0	0	0	0	40,760,448	0	0	0	0	-8,045,581	-8,045,581	32,714,867
Public Defender	26,955,139	0	0	0	189,243	27,144,382	764,965	0	0	-571,752	-571,752	-378,538	26,765,844
Inspections & Appeals, Department of Total	**67,715,587**	**0**	**0**	**0**	**189,243**	**67,904,830**	**764,965**	**0**	**0**	**-571,752**	**-8,617,332**	**-8,424,119**	**59,480,711**
Judicial Branch													
Judicial Branch	181,126,293	0	0	0	397,444	181,523,737	0	0	0	0	-59,537	-59,537	181,464,200
Jury & Witness (GF) to Revolving Fund	3,100,000	0	0	0	0	3,100,000	0	0	0	0	0	0	3,100,000
Judicial Branch Total	**184,226,293**	**0**	**0**	**0**	**397,444**	**184,623,737**	**0**	**0**	**0**	**0**	**-59,537**	**-59,537**	**184,564,200**
Law Enforcement Academy													
Iowa Law Enforcement Academy	980,767	0	0	0	-1,853	978,914	0	0	0	0	-7	-7	978,907
Law Enforcement Academy Relocation	1,015,442	0	0	0	0	1,015,442	0	0	0	-288,904	0	-288,904	726,538
Law Enforcement Academy Total	**1,996,209**	**0**	**0**	**0**	**-1,853**	**1,994,356**	**0**	**0**	**0**	**-288,904**	**-7**	**-288,911**	**1,705,445**
Parole, Board of													
Parole Board	1,234,687	0	0	0	5,578	1,240,265	52,948	0	0	-40,393	-71,012	-58,456	1,181,809
Parole, Board of Total	**1,234,687**	**0**	**0**	**0**	**5,578**	**1,240,265**	**52,948**	**0**	**0**	**-40,393**	**-71,012**	**-58,456**	**1,181,809**
Public Defense, Department of													
Public Defense, Department of	6,405,545	0	0	0	22,595	6,428,140	0	0	0	0	-5,305	-5,305	6,422,835
Public Defense, Department of Total	**6,405,545**	**0**	**0**	**0**	**22,595**	**6,428,140**	**0**	**0**	**0**	**0**	**-5,305**	**-5,305**	**6,422,835**
Public Safety, Department of													
DCI - Crime Lab Equipment/Training	650,000	0	0	0	0	650,000	0	0	0	0	0	0	650,000
DPS - Human Trafficking	150,000	0	0	0	0	150,000	1,113	0	0	-8,960	-8,960	-16,808	133,192
DPS Fire Marshal	4,965,056	0	277,595	0	0	5,242,651	20,094	0	0	-8,053	-8,053	3,988	5,246,639
DPS Overtime Salaries & Support-GF	0	0	0	2,400,000	0	2,400,000	0	0	0	-1,862,160	0	-1,862,160	537,840
DPS/SPOC Sick Leave Payout	279,517	0	0	0	0	279,517	0	0	0	0	0	0	279,517
DPS-Volunteer Fire Training & Equipment-GF	50,000	0	0	0	0	50,000	0	0	0	0	0	0	50,000
Fire Fighter Training	825,520	0	0	0	0	825,520	2,092	0	0	-146,909	0	-144,818	680,702
Iowa State Patrol	65,626,287	0	915,830	0	0	66,542,117	49,869	0	0	-19,212	-19,212	11,446	66,553,563
Narcotics Enforcement	7,985,873	0	153,912	0	0	8,139,785	13,108	0	0	-11,114	-11,114	-9,120	8,130,665
Public Safety - Department Wide Duties													
Public Safety Administration	4,734,703	0	0	0	125,591	4,860,294	80,032	0	0	-4,970	-4,970	70,092	4,930,386
Public Safety DCI	15,013,083	0	250,497	0	0	15,263,580	51,955	0	0	-18,643	-18,643	14,669	15,278,249
Public Safety Undercover Funds	209,042	0	0	0	0	209,042	0	0	0	0	0	0	209,042
Statewide Interoperable Communications System	115,661	0	0	0	0	115,661	0	0	0	0	0	0	115,661
Public Safety, Department of Total	**102,202,576**	**0**	**0**	**2,400,000**	**125,591**	**104,728,167**	**218,262**	**0**	**0**	**-2,080,022**	**-70,952**	**-1,932,711**	**102,795,456**
Justice System Total	**$ 768,067,983**	**$ 84,068**	**$ 0**	**$ 23,403,186**	**$ 1,472,609**	**$ 793,027,846**	**$ 4,140,971**	**$ 560,499**	**$ -560,499**	**$ -5,967,622**	**$ -9,036,770**	**$ -10,863,421**	**$ 782,164,425**

FY 2020 OTHER FUNDS APPROPRIATIONS

Justice System Appropriations Subcommittee

	Original Approp	Adj to Standings	Supp & Deapprop	Salary Adjustment	OCIO Adjustment	Total Approp	Balance Brought Forward	Balance Carry Forward	Reversion	Total Adjustments	Total Expended
Justice System											
Attorney General											
Commerce Revolving Fund											
Consumer Advocate	$ 3,137,588	$ 0	$ 0	$ 0	$ 0	$ 3,137,588	$ 0	$ 0	$ -732,020	$ -732,020	$ 2,405,568
Consumer Education Fund											
AG Prosecutions, Appeals, Chapter 669 Duties	1,500,000	0	0	0	0	1,500,000	0	0	0	0	1,500,000
Consumer Fraud-Public Education & Enforcement	1,875,000	0	0	0	0	1,875,000	0	0	0	0	1,875,000
Farm Mediation Services	300,000	0	0	0	0	300,000	0	0	0	0	300,000
Older Iowans Consumer Fraud	125,000	0	0	0	0	125,000	0	0	0	0	125,000
Attorney General Total	**6,937,588**	**0**	**0**	**0**	**0**	**6,937,588**	**0**	**0**	**-732,020**	**-732,020**	**6,205,568**
Homeland Security and Emergency Mgmt											
Wireless E911 Surcharge											
E911 Emerg Comm Admin-E911 Surcharge	250,000	0	0	0	0	250,000	0	0	-15,234	-15,234	234,766
Homeland Security and Emergency Mgmt Total	**250,000**	**0**	**0**	**0**	**0**	**250,000**	**0**	**0**	**-15,234**	**-15,234**	**234,766**
Public Safety, Department of											
Gaming Enforcement Revolving Fund											
DPS Gaming Enforcement	10,469,077	0	0	328,858	0	10,797,935	0	0	-858,101	-858,101	9,939,834
Public Safety, Department of Total	**10,469,077**	**0**	**0**	**328,858**	**0**	**10,797,935**	**0**	**0**	**-858,101**	**-858,101**	**9,939,834**
Justice System Total	**$ 17,656,665**	**$ 0**	**$ 0**	**$ 328,858**	**$ 0**	**$ 17,985,523**	**$ 0**	**$ 0**	**$ -1,605,355**	**$ -1,605,355**	**$ 16,380,168**

Schedule 1 Example

Schedule 1 shows the "decision packages" used by the Executive Branch to arrive at a department's annual budget request (dollars and FTE positions) and the Governor's recommendations for a budget unit.

STATE OF IOWA
Fiscal Year 2021 Annual Budget
SPECIAL DEPARTMENT: (420) Public Health, Department of
Budget Unit: (588K010001) Addictive Disorders
Schedule 1

Rank	Description	Funding Source	Fiscal Year 2022 Department Request	Fiscal Year 2022 Governor's Recommendations
Base	Reducing the use of tobacco, alcohol, and other drugs and treating individuals affected by addictive behaviors, including gambling.	Appropriation	25,109,380	25,109,380
		FTE	12.00	12.00
0001	Governor's recommended salary adjustment for FY2022	Salary Adju	0	19,633

Total Budget Unit Funding	Fiscal Year 2021 Estimated	Fiscal Year 2022 Department Request	Fiscal Year 2022 Governor's Recommendations
Appropriation	$ 25,110,000	$ 25,109,379	$ 25,109,379
Salary Adjustment	0	0	19,633
Total Appropriations	$ 25,110,000	$ 25,109,379	$ 25,129,012
Total FTE	12.00	12.00	12.00

Department name & budget unit number

Fiscal year

Base appropriation and FTE positions plus "decision packages"

Total appropriation and FTE positions

Budget schedules are available at: www.legis.iowa.gov/publications/fiscal/budgetSchedules

Schedule 6 Example

Schedule 6 provides a detailed budget for all appropriated accounts or funds under the control of a department. Resources include the appropriation, the salary adjustment (if applicable), across-the-board reductions, supplemental appropriations, intrastate receipts from other agencies, receipts from local governments, and other receipts such as fees. Expenditures include all expenses related to the operating budget, such as salary, travel, contracts, etc. Expenditures also include reversions or balance brought forward.

STATE OF IOWA
Fiscal Year 2021 Annual Budget
SPECIAL DEPARTMENT: (420) Public Health, Department of
Budget Unit: (588K010001) Addictive Disorders
Schedule 6

	Fiscal Year 2020 Actual	Fiscal Year 2021 Estimated	Fiscal Year 2022 Department Request	Fiscal Year 2022 Governor's Recomm
Resources				
Appropriations				
Appropriation	$ 24,804,344	$ 25,110,000	$ 25,109,379	$ 25,109,379
Salary Adjustment	0	0	0	19,633
OCIO Rate Adjustment	0	-621	0	0
	24,804,344	25,109,379	25,109,379	25,129,012
Receipts				
Intra State Receipts	920,979	931,000	931,000	931,000
Gov Fund Type Transfers - Other A	44,542	2,000	2,000	2,000
	965,521	933,000	933,000	933,000
Total Resources	$ 25,769,865	$ 26,042,379	$ 26,042,379	$ 26,062,012
FTE	7.97	12.00	12.00	12.00
Disposition of Resources				
Personal Services-Salaries	$ 931,041	$ 1,290,111	$ 1,295,118	$ 1,314,751
Personal Travel In State	33,501	19,100	19,100	19,100
State Vehicle Operation	854	880	880	880
Depreciation	613	524	524	524
Personal Travel Out of State	12,400	13,000	13,000	13,000
Office Supplies	12,408	36,500	36,500	36,500
Professional & Scientific Supplies	0	200	200	200
Other Supplies	348	200	200	200
Printing & Binding	27,661	19,000	19,000	19,000
Drugs & Biologicals	4	1,000	1,000	1,000
Postage	5,244	4,500	4,500	4,500
Communications	18,904	17,300	17,300	17,300

Department name & budget unit number

Fiscal year

Appropriations

Budget unit receipts

FTE positions

Budget unit expenditures

Budget schedules are available at: www.legis.iowa.gov/publications/fiscal/budgetSchedules

Grants Enterprise Management Report

The Grants Enterprise Management System (GEM$) was established by the Iowa Legislature in 2003 to simplify the grant identification and application process for State customers and to provide a unified grants management approach within State government.

The Office of Grants Enterprise Management under the DOM is required to submit a report to the Fiscal Services Division by January 31 of each year, with a listing of all grants received during the previous calendar year with a value over $1,000 and the funding entity and purpose for each grant.

The tables below are the report received by the DOM.

2021 Competitive Grant Report
Report Required by Iowa Code Section 8.9
Iowa Department of Management
Source: GEM$ Database as entered by Agencies

State Agency	Title of Application	Amount Awarded	Actual Match	MOE Required?	Funding Start Date	Funding End Date	FTEs Associated with Grant
HSEMD	2020 Nonprofit Security Grant Program	$ 458,874	$ 0	No	9/1/2020	8/31/2023	0
HSEMD	State Homeland Security Program (SHSP)	4,287,500	0	No	9/1/2020	8/31/2023	0
AG	OVC FY 19 VOCA Victim Assistance Formula	21,737,817	5,162,732	No	10/1/2018	9/30/2022	8
AG	OVC FY 19 VOCA Compensation Formula	2,525,000	0	No	10/1/2018	9/30/2022	3
HSEMD	2020 Emergency Management Performance Grant	4,687,846	4,687,846	No	10/1/2019	9/30/2022	0
HSEMD	Hazardous Materials Emergency Preparedness Grant (HMEP)	393,325	98,331	No	9/30/2019	9/29/2022	0
HSEMD	Hazardous Materials Emergency Preparedness Grant (HMEP)	537,833	134,458	No		9/29/2022	0
HSEMD	State Homeland Security Program (SHSP)	4,077,500	0	No	9/1/2019	8/31/2022	0
HSEMD	2019 Nonprofit Security Grant Program	150,000	0	No	9/1/2019	8/31/2022	0
HSEMD	2020 Emergency Management Performance Grant COVID-19 Supplemental (EMPG-S)	1,320,520	1,320,520	No	1/27/2020	1/27/2022	0
AG	OVC FY18 VOCA Victim Assistance	32,018,832	7,604,473	No	10/1/2017	9/30/2021	8.5
AG	OVC FY18 VOCA Victim Compensation Formula	2,610,000	0	No	10/1/2017	9/30/2021	3
DPS	NHTSA 402 State and Community Highway Safety	732,594	293,038	Yes	10/1/2020	9/30/2021	12
DPS	Section 405b Occupant Protection	104,521	41,808	Yes	10/1/2020	9/30/2021	0
DPS	NHTSA 405c Data Program	115,983	46,393	Yes	10/1/2020	9/30/2021	0
DPS	NHTSA 405d Impaired Driving Countermeasures Grant	414,836	165,934	Yes	10/1/2020	9/30/2021	0
DPS	NHTSA 405d 24-7 Sobriety	12,492	4,997	Yes	10/1/2020	9/30/2021	0
DPS	405f Motorcycle Grant	12,823	5,129	Yes	10/1/2020	9/30/2021	0
HSEMD	2018 Nonprofit Security Grant	172,000	0	No	9/1/2018	8/31/2021	0
HSEMD	Severe Storms, Tornadoes, Straight-line Winds, and Flooding July 19-23, 2017	937,033	307,498	No	8/27/2017	8/26/2021	0
HSEMD	Severe Storms, Tornadoes, Straight-line Winds, and Flooding	6,983,570	1,745,893	No	8/27/2017	8/26/2021	0
AG	Iowa's Sexual Assault Services Formula Program	454,666	0	No	8/1/2019	7/31/2021	1
AG	Iowa's 2019 STOP Formula Grant Program	1,759,679	334,733	No	7/1/2019	6/30/2021	2

2021 Competitive Grant Report
Report Required by Iowa Code Section 8.9
Iowa Department of Management
Source: GEM$ Database as entered by Agencies

State Agency	Title of Application	Amount Awarded	Actual Match	MOE Required?	Funding Start Date	Funding End Date	FTEs Associated with Grant
AG	Crime Victim Assistance/Discretionary Grants	$ 399,088	No	No	10/1/2019	9/30/2022	2
DHR	Iowa's Juvenile Reentry Expansion and Enhancement Project	775,775	Yes	No	1/1/2020	9/30/2022	0.5
HSEMD	2019 Iowa 911 Grant Application	2,590,445	Yes	No	8/9/2019	3/31/2022	1.5
AG	COPE Application	464,433	No	No	10/1/2018	9/30/2021	0
AG	OVC Building State Technology Capacity	750,000	No	No	10/1/2018	9/30/2021	1.5
AG	OVC Discretionary Training & Technical Assistance Program	359,304	No	No	10/1/2018	9/30/2021	2
DHR	Iowa's Statistical Analysis Center Project	228,645	No	No	10/1/2019	3/31/2021	0

Appendix E – Fee Project

Analysis of the Governor's Budget Recommendations

The Fee Project acts as reference guide to fees charged by departments and agencies. The information reflects FY 2019 and FY 2020 and, when possible, includes the number of persons who paid each fee and the amount of revenue generated by each fee. The information is reported by State agencies as of December 2020. The Fee Project workbooks for each subcommittee are available on each respective subcommittee webpage at the links listed below. Hard copies of these reports are available from the Fiscal Services Division upon request.

Administration and Regulation — www.legis.iowa.gov/docs/publications/FEES/1208653.xlsx

Agriculture and Natural Resources — www.legis.iowa.gov/docs/publications/FEES/1208654.xlsx

Economic Development — www.legis.iowa.gov/docs/publications/FEES/1208517.xlsx

Education — www.legis.iowa.gov/docs/publications/FEES/1208655.xlsx

Human Services — www.legis.iowa.gov/docs/publications/FEES/1208652.xlsx

Justice System — www.legis.iowa.gov/docs/publications/FEES/1208656.xlsx

Transportation — www.legis.iowa.gov/docs/publications/FEES/1208518.xlsx