LEGISLATIVE SERVICES AGENCY
Serving the Iowa Legislature

ANALYSIS OF THE GOVERNOR'S BUDGET RECOMMENDATIONS

FY 2022 and FY 2023

EDUCATION APPROPRIATIONS SUBCOMMITTEE

JANUARY 2021

Table of Contents

Analysis of the Governor's Budget Recommendations

	Page
Subcommittee Members and Staff	1
Summary of FY 2022 Recommendations	3
Department for the Blind	4
College Student Aid Commission	6
Department of Education	10
Board of Regents	15
Comparisons to Other States	18
Legislative Services Agency Publications	21
Appendices	
A – Appropriations Tracking	23
General Fund Tracking	25
Other Fund Tracking	28
Full-Time Equivalent (FTE) Position Tracking	29
B – Appropriations Activity FY 2020	33
C – Sample of Budget Schedules 1 and 6	39
D – Report on Federal Grants	41
E – Fee Project	44
F – Historical Education Appropriations FY 2001-FY 2022	45
G – Federal Funds Match and Maintenance-of-Effort Requirements	49
H – Student Achievement and Teacher Quality	52
I – Early Childhood Iowa	54

(Blank Page)

Education
Subcommittee Members

Analysis of the Governor's Budget Recommendations

SENATE

Chris Cournoyer, Chairperson

Jesse Green, Vice Chairperson

Jackie Smith, Ranking Member

Herman C. Quirmbach

Annette Sweeney

HOUSE

David Kerr, Chairperson

Garrett Gobble, Vice Chairperson

Cindy Winckler, Ranking Member

Sue Cahill

Cecil Dolecheck

Thomas Jay Moore

Brent Siegrist

Art Staed

Dave Williams

LEGISLATIVE SERVICES AGENCY

Fiscal Services Division

Ron Robinson (515.281.6256)
ron.robinson@legis.iowa.gov

Lora Vargason (515.725.2249)
lora.vargason@legis.iowa.gov

Legal Services Division

Kathy Hanlon (515.281.3847)
kathy.hanlon@legis.iowa.gov

Tim McDermott (515.281.8090)
timothy.mcdermott@legis.iowa.gov

As Of: 01/14/2021

State of Iowa
89th General Assembly
Joint Education Appropriations Subcommittee

Chair
Senator
Cournoyer, Chris

Chair
Representative
Kerr, David

Vice Chair
Representative
Gobble, Garrett

Vice Chair
Senator
Green, Jesse

Ranking Member
Senator
Smith, Jackie

Ranking Member
Representative
Winckler, Cindy

Representative
Cahill, Sue

Representative
Dolecheck, Cecil

Representative
Moore, Thomas Jay

Senator
Quirmbach, Herman C.

Representative
Siegrist, Brent

Representative
Staed, Art

Senator
Sweeney, Annette

Representative
Williams, Dave

Education Appropriations Subcommittee

Fiscal Staff: Ron Robinson
Lora Vargason

Analysis of Governor's Budget

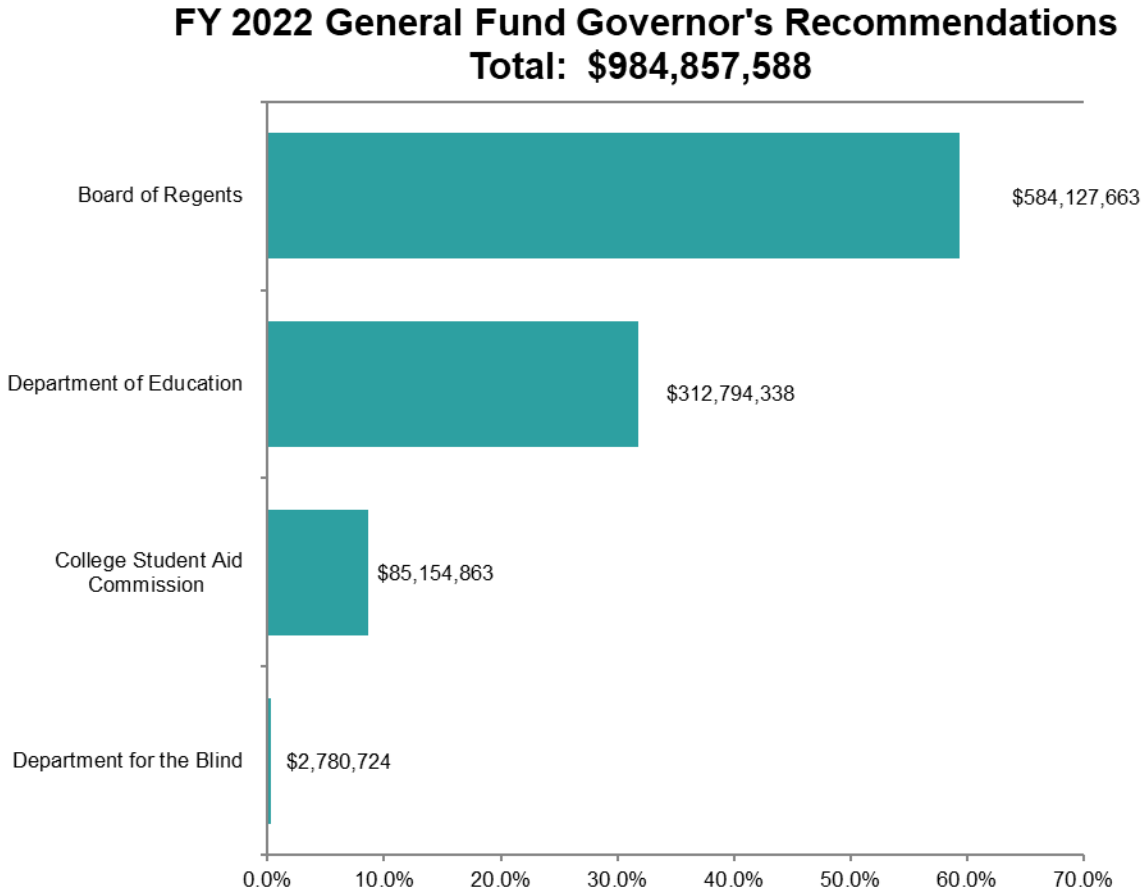

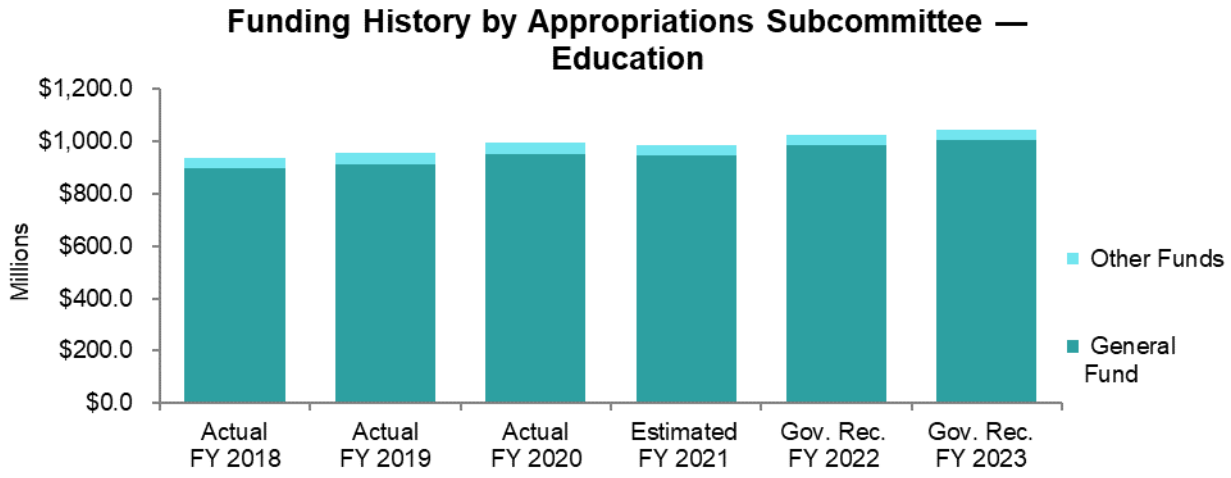

DEPARTMENT FOR THE BLIND

Overview and Funding History

Agency Overview: The Department for the Blind provides vocational rehabilitation, independent living skills, library services, and other essential services to visually impaired Iowans. The Department's three major service areas are Vocational Rehabilitation (VR), Independent Living (IL), and the Library for the Blind and Physically Handicapped.

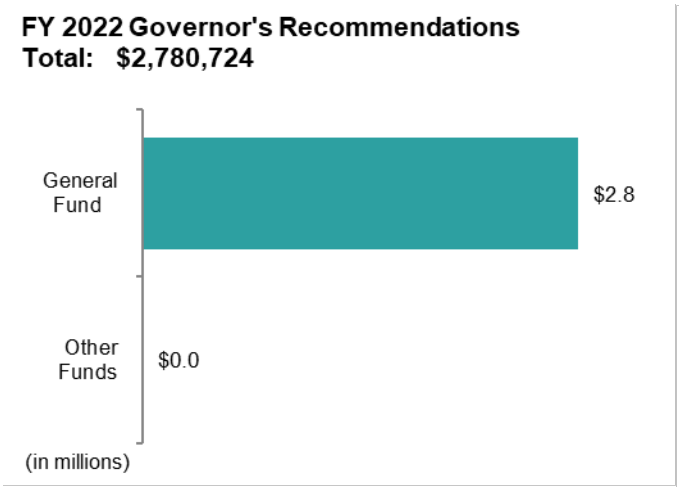

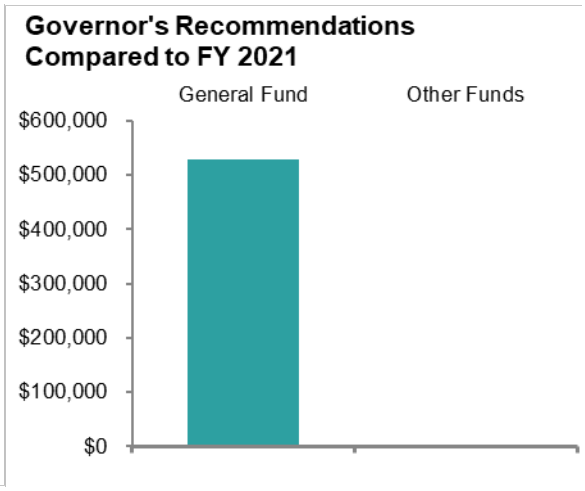

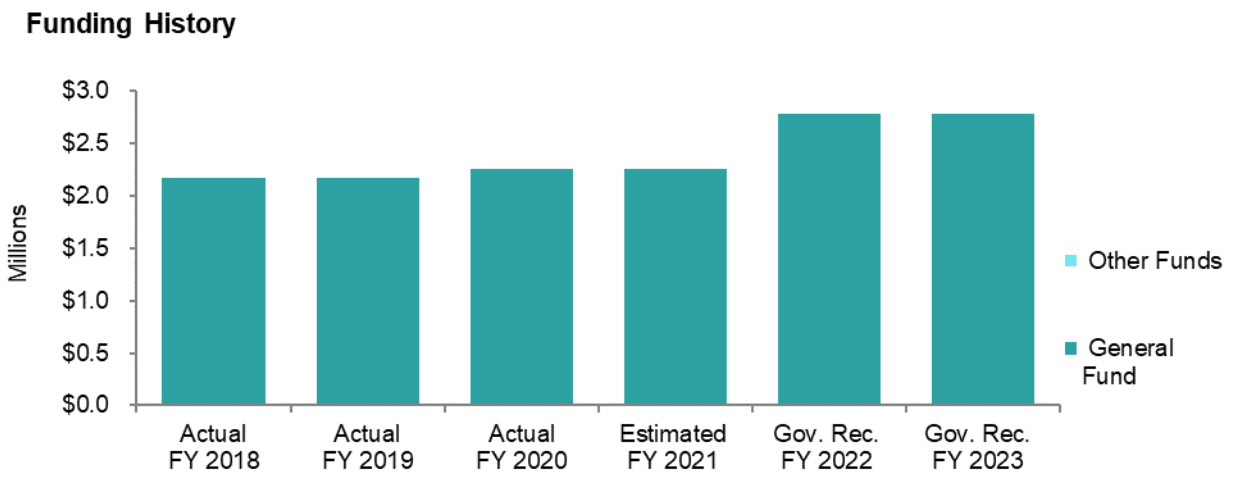

General Fund Recommendations

	Actual FY 2020 (1)	Estimated FY 2021 (2)	Gov Rec FY 2022 (3)	Gov Rec FY 22 vs Est FY 21 (4)
Blind, Department for the				
Department for the Blind				
Department for the Blind	$ 2,252,001	$ 2,252,001	$ 2,780,724	$ 528,723
Total Blind, Department for the	$ 2,252,001	$ 2,252,001	$ 2,780,724	$ 528,723

Governor's Recommendations FY 2022 — Significant Changes

Department for the Blind $528,723

- An increase of $250,000 for salary adjustment, and service charges assessed by the Department of Administrative Services and the Office of the Chief Information Officer. The funding will be used as State match to draw down additional federal funds.
- An increase of $201,000 to cover the State match cost to draw down more federal funding to create a 4Plus Program to serve transitioning high school completers.
- An increase of $77,723 to add one Independent Living Team teacher.

Discussion Items

State Match Requirements for Federal Funds — The majority of the General Fund appropriation to the Department for the Blind serves as a nonfederal match to draw down federal Vocational Rehabilitation (VR) funds at a ratio of 21.3/78.7 and federal Independent Living (IL) funds at a ratio of 10/90. Both sources of federal funding are also subject to a maintenance of effort (MOE) requirement. A reduction in State funding for the Department can lead to a penalty and the loss of federal funds.

For FFY 2021, the Department is receiving $372,000 in IL funding that requires a State match of $41,000. The Department consistently spends more than required ($797,000 in FY 2020) in order to meet demand for IL services. The Department is receiving $6,700,000 in VR funding for FFY 2021, requiring a State match of $1,800,000. These are estimates only, pending U.S. Congressional budget approval. *The Governor is recommending FY 2022 funding of $2,780,724 from the General Fund, an increase of $528,723 compared to estimated FY 2021.*

4Plus Program — This Program is for students who have completed the academic achievements to graduate from high school, but still have Individualized Education Program (IEP) goals or transition needs in the areas of living, learning, or working. This would be an additional program to the 4Plus Program being offered through Iowa Educational Services for the Blind and Visually Impaired in Council Bluffs.

COLLEGE STUDENT AID COMMISSION

Overview and Funding History

Agency Overview: The College Student Aid Commission, under the direction of a 15-member board, administers a variety of State and federal programs to connect students with resources and services to finance a college education. The Commission offers need-based scholarships, grants, work study, and loans. The Commission provides school and lender services, borrower and collections services, communications services to assist students and families in planning and paying for college, and data collection and management.

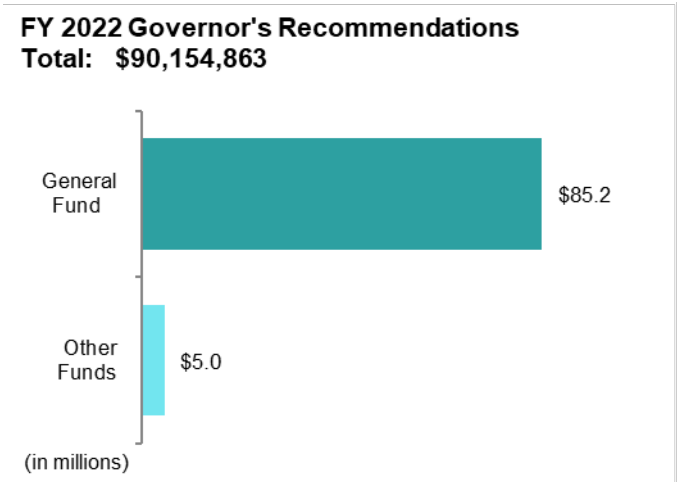

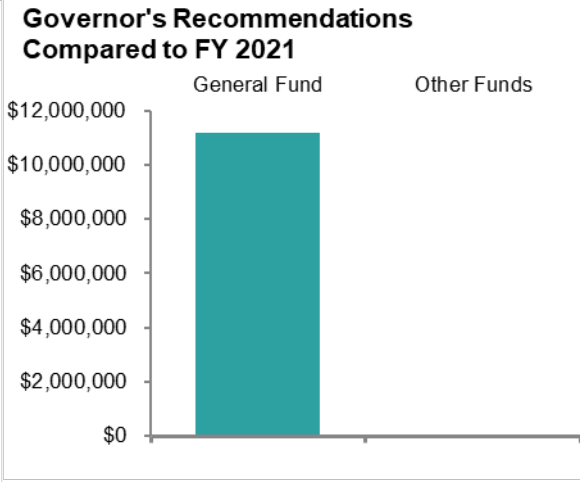

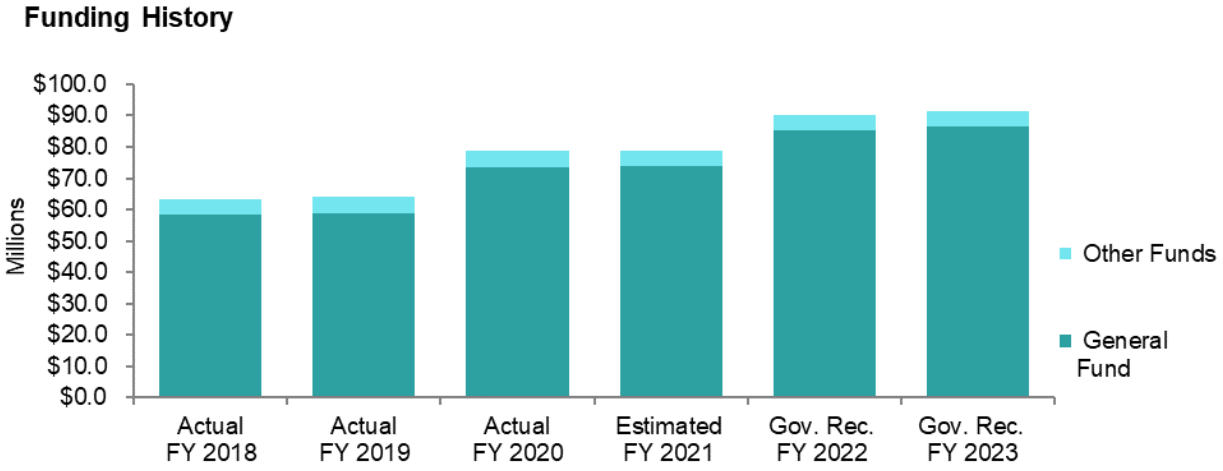

General Fund Recommendations

	Actual FY 2020 (1)	Estimated FY 2021 (2)	Gov Rec FY 2022 (3)	Gov Rec FY 22 vs Est FY 21 (4)
College Student Aid Commission				
College Student Aid Comm.				
College Student Aid Commission	$ 429,279	$ 429,279	$ 429,279	$ 0
Future Ready Iowa Administration	130,254	162,254	162,254	0
DMU Health Care Prof Recruitment	400,973	400,973	400,973	0
National Guard Service Scholarship	4,700,000	4,700,000	4,700,000	0
All Iowa Opportunity Scholarship	3,000,000	3,000,000	3,000,000	0
Teach Iowa Scholars	400,000	400,000	400,000	0
Rural Primary Care Loan Repayment	1,424,502	1,424,502	1,424,502	0
Health Care Loan Repayment Program	250,000	250,000	250,000	0
Future Ready Iowa Last-Dollar Scholarship Program	13,004,744	13,004,744	23,004,744	10,000,000
Tuition Grant Program - Standing	47,703,463	47,703,463	48,896,050	1,192,587
Tuition Grant - For-Profit	426,220	426,220	436,876	10,656
Vocational-Technical Tuition Grant	1,750,185	1,750,185	1,750,185	0
Rural Veterinarian Loan Repayment Program	0	300,000	300,000	0
Total College Student Aid Commission	$ 73,619,620	$ 73,951,620	$ 85,154,863	$ 11,203,243

Governor's Recommendations FY 2022 — Significant Changes

Future Ready Iowa Last-Dollar Scholarship Program $10,000,000

An increase to fund additional scholarships. The Future Ready Iowa Last-Dollar Scholarship Program made 6,557 awards totaling $14,279,173 in FY 2020 (2019-2020 academic year), with an average award of $2,178.

Tuition Grant Program — Standing (Nonprofit) $1,192,587

An increase to fund larger awards for applicants.

Tuition Grant — For-Profit $10,656

An increase to fund larger awards for applicants.

Other Fund Recommendations

	Actual FY 2020 (1)	Estimated FY 2021 (2)	Gov Rec FY 2022 (3)	Gov Rec FY 22 vs Est FY 21 (4)
College Student Aid Commission				
College Student Aid Comm.				
Skilled Workforce Shortage Grant - SWJCF	$ 5,000,000	$ 5,000,000	$ 5,000,000	$ 0
Total College Student Aid Commission	$ 5,000,000	$ 5,000,000	$ 5,000,000	$ 0

Discussion Items

Commission Administrative Costs — The Commission estimates that the State General Fund appropriation for administration covers approximately 35.62% of the cost to administer the State-funded student aid programs. The remaining cost is funded from the Commission's Strategic Reserve Fund, also referred to as the Operating Fund, which includes revenue from federal grants, earned interest, and income from fees.

The Strategic Reserve Fund also includes revenue from Great Lakes Higher Education Corporation (now Ascendium Education Group), which services the Commission's remaining federal loan portfolio from the discontinued Federal Family Education Loan Program (FFELP). Any income related to the Commission's role as Iowa's guaranty agency for the FFELP must be used for activities related to student loans and other student financial aid. The Commission currently projects revenue from Ascendium as follows, with no further revenue after FY 2023:

- FY 2020 — $3,633,948
- FY 2021 — $1,749,550
- FY 2022 — $1,749,550
- FY 2023 — $500,000

The Commission served as the designated guarantor for the FFELP for over 40 years. As the guarantor, the Commission maintained a Strategic Reserve Fund. The deposits into and uses of the Fund were regulated under the Higher Education Act of 1965, as amended. In 2010, Congress eliminated the FFELP, and all federal loans going forward were made through the Federal Direct Student Loan Program and administered by the United States Department of Education (USDE). State guarantors were required to continue to service their FFELP portfolios.

In 2012, the Commission solicited the USDE for permission to transfer its federal loan portfolio to Great Lakes Higher Education Corporation. The USDE allowed the transfer, and as the State-designated guarantor, the Commission was able to maintain the Strategic Revenue Fund, subject to restrictions.

Revenue from the Commission's federal loan portfolio is deposited into the agency's Strategic Reserve Fund, which is used to cover operating costs not funded by other sources. Revenue from the portfolio will decrease as outstanding loans decrease.

The Commission has made the following projection on the status of the Strategic Reserve Fund.

Iowa College Student Aid Commission Strategic Reserve Fund Projections

	FY 2021	FY 2022	FY 2023	FY 2024	FY 2025	FY 2026
Balance on July 1	$27,421,228	$24,047,514	$20,347,513	$15,214,504	$ 9,378,901	$ 3,329,100
Federal Grants, Interest Received, State-Appropriated Admin., Fees, Etc.	$ 5,245,513	$ 5,216,692	$ 5,176,671	$ 5,121,817	$ 5,059,792	$ 4,995,716
Ascendium Income	1,749,550	1,749,550	500,000	0	0	0
Total Revenue	**$ 6,995,063**	**$ 6,966,242**	**$ 5,676,671**	**$ 5,121,817**	**$ 5,059,792**	**$ 4,995,716**
Pass-Through' Grant Expense	$ 3,096,289	$ 3,254,495	$ 3,254,495	$ 3,254,495	$ 3,254,495	$ 3,254,495
Other Operating Expense	7,272,488	7,411,748	7,555,185	7,702,925	7,855,098	8,011,836
Total Expenditures	**$10,368,777**	**$10,666,243**	**$10,809,680**	**$10,957,420**	**$11,109,593**	**$11,266,331**
Projected Operating Fund Balance on June 30	**$24,047,514**	**$20,347,513**	**$15,214,504**	**$ 9,378,901**	**$ 3,329,100**	**$ (2,941,515)**

*All numbers reported represent projections as of December 14, 2020.

The Governor is recommending FY 2022 funding of $429,279 from the General Fund for Commission administration. This is no change compared to estimated FY 2021. The Governor is also recommending FY 2022 funding of $162,254 from the General Fund for administration of the Future Ready Iowa Last-Dollar Scholarship Program and recommends no change compared to estimated FY 2021.

FY 2020 Appropriations with Ending Balances — Of the 11 program appropriations the Commission received in FY 2020, two finished the year with ending balances as follows:

- National Guard Educational Assistance Program — From the $4,700,000 appropriation, $520,468 remains available for expenditure in FY 2021, per Iowa Code section 261.86(6).
- Skilled Workforce Shortage Grant — From the $5,000,000 Skilled Worker and Job Creation Fund appropriation, $711,907 remains available for expenditure in FY 2021, per the appropriation language.

The Governor is recommending no change in funding for FY 2022 for the National Guard Service Scholarship and the Skilled Workforce Shortage Grant.

FY 2020 Awards by Program — The following table provides statistics on FY 2020 awards for State-funded student aid programs:

College Student Aid Commission
FY 2020 Awards by Program

State Appropriated Programs	Appropriation	Number of Awards	Average Award	Applications Not Funded
All Iowa Opportunity Scholarship	$ 3,000,000	804	$ 4,047	4,433
Health Care Professional Recruitment	400,973	14	40,714	0
National Guard Educational Assistance	4,700,000	905	5,219	415
Tuition Grant (Nonprofit)	47,703,463	9,581	4,943	13,772
Tuition Grant (For Profit)	426,220	360	1,048	969
Vocational-Technical Tuition Grant	1,750,185	2,674	658	16,225
Health Care Loan Repayment	250,000	31	4,400	79
Rural Iowa Primary Care Loan Repayment	1,424,502	9	199,825	0
Teach Iowa Scholars (Income Bonus or Loan Repayment)	400,000	102	4,000	44
Future Ready Iowa Last-Dollar Scholarship	13,004,744	6,557	2,178	15,759
Skilled Workforce Shortage Grant	5,000,000	4,412	1,105	14,487
Future Ready Iowa Skilled Workforce Grant	1,000,000	37	2,591	442

DEPARTMENT OF EDUCATION

Overview and Funding History

Agency Overview: The Department of Education oversees pre-K through grade 12 education in Iowa as well as the community college system. In addition, the Department's budget includes early childhood programming, the State Library and local library support, Iowa Public Broadcasting Service (Iowa PBS), and Iowa Vocational Rehabilitation Services (IVRS). Direct aid to local schools is not part of the Education Appropriations Subcommittee's budget. For more information on school aid, see the State School Aid and the Unassigned Standing Appropriations sections of this document.

FY 2022 Governor's Recommendations
Total: $348,094,338

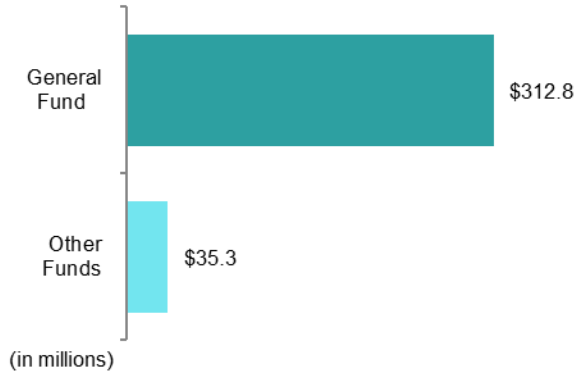

Governor's Recommendations Compared to FY 2021

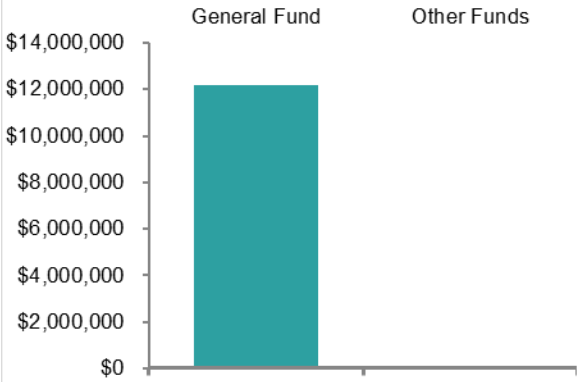

Funding History

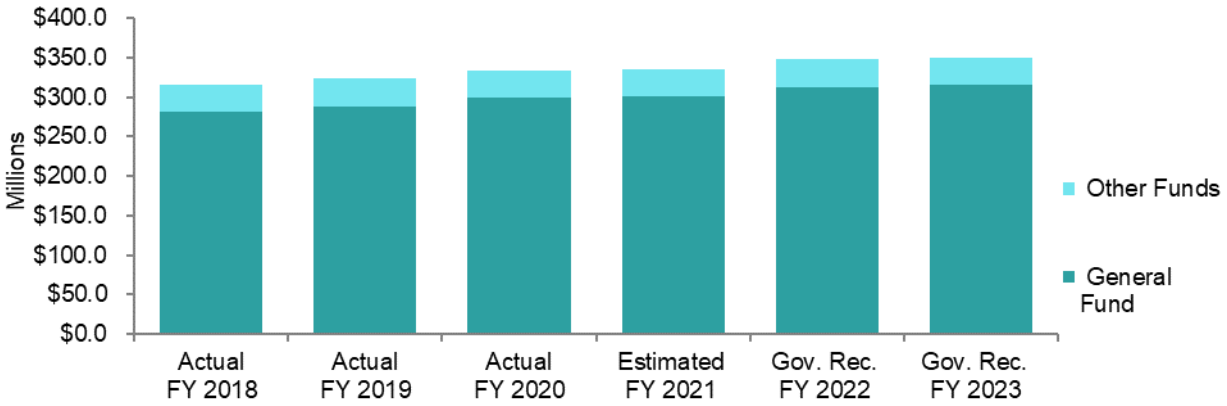

General Fund Recommendations

	Actual FY 2020 (1)	Estimated FY 2021 (2)	Gov Rec FY 2022 (3)	Gov Rec FY 22 vs Est FY 21 (4)
Education, Department of				
Education, Dept. of				
Administration	$ 5,975,526	$ 5,975,526	$ 5,975,526	$ 0
State Library	2,532,594	2,532,594	2,532,594	0
State Library - Enrich Iowa	2,464,823	2,464,823	2,464,823	0
Child Development	8,848,526	10,524,389	10,524,389	0
ECI General Aid (SRG)	22,662,799	22,662,799	22,662,799	0
Special Ed. Services Birth to 3	1,721,400	1,721,400	1,721,400	0
Early Head Start Projects	574,500	574,500	574,500	0
Early Lit - Early Warning System	1,915,000	1,915,000	1,915,000	0
Early Lit - Iowa Reading Research Center	1,300,176	1,300,176	1,300,176	0
Early Lit - Successful Progression	7,824,782	7,824,782	7,824,782	0
Attendance Center/Website & Data System	250,000	250,000	250,000	0
Best Buddies Iowa	25,000	25,000	25,000	0
Career Technical Education Administration	598,197	598,197	598,197	0
Career Technical Education Secondary	2,952,459	2,952,459	2,952,459	0
Children's Mental Health Training	2,100,000	2,100,000	2,100,000	0
Computer Science PD Incentive Fund	500,000	500,000	500,000	0
School Food Service	2,176,797	2,176,797	2,176,797	0
Jobs for America's Grads	2,666,188	2,666,188	3,666,188	1,000,000
Nonpublic Textbook Services	652,000	652,000	652,000	0
Online State Job Posting System	230,000	230,000	230,000	0
Statewide Student Assessment	3,000,000	3,000,000	3,000,000	0
Student Achievement/Teacher Quality	2,965,467	2,965,467	2,965,467	0
Work-Based Learning Clearinghouse	300,000	300,000	300,000	0
Midwestern Higher Education Compact	115,000	115,000	115,000	0
Adult Education and Literacy Programs	500,000	500,000	500,000	0
Community Colleges General Aid	208,690,889	208,690,889	213,908,161	5,217,272
Nonpublic Concurrent Enrollment	1,000,000	1,000,000	1,000,000	0
Summer Joint Enrollment Program	600,000	600,000	600,000	0
Education Savings Account and School Choice	0	0	3,000,000	3,000,000
Classroom Environment Professional Dev.	0	0	500,000	500,000
Therapeutic Classroom Incentive Fund	0	0	1,582,650	1,582,650
Therapeutic Classroom Transportation	0	0	500,000	500,000
Education, Dept. of	$ 285,142,123	$ 286,817,986	$ 298,617,908	$ 11,799,922
Vocational Rehabilitation				
Vocational Rehabilitation	$ 5,696,328	$ 5,696,328	$ 5,996,328	$ 300,000
Independent Living	84,823	84,823	84,823	0
Entrepreneurs with Disabilities Program	138,506	138,506	138,506	0
Independent Living Center Grant	86,457	86,457	86,457	0
Vocational Rehabilitation	$ 6,006,114	$ 6,006,114	$ 6,306,114	$ 300,000
Iowa PBS				
Iowa PBS Operations	$ 7,770,316	$ 7,770,316	$ 7,870,316	$ 100,000
Total Education, Department of	$ 298,918,553	$ 300,594,416	$ 312,794,338	$ 12,199,922

Governor's Recommendations FY 2022 — Significant Changes

Jobs for America's Grads **$1,000,000**

A general increase in State funding for the Iowa Jobs for America's Graduates (iJAG) Program.

Community Colleges General Aid **$5,217,272**

A general increase in State funding of community colleges. *The Governor is recommending an additional $5,347,704 for FY 2023 for the same purpose.*

Education Savings Account and School Choice **$3,000,000**

A new appropriation in the Education Appropriations Subcommittee budget. This amount would fund education savings accounts for eligible students and school choice initiatives.

Classroom Environment Professional Development **$500,000**

A new appropriation in the Education Appropriations Subcommittee budget. This amount would fund the development, establishment, and distribution of standards, guidelines, and expectations relating to behavior in the classroom, restraint of a student, professional development relating to educating individuals in the least restrictive environment, and research-based intervention strategies.

Therapeutic Classroom Incentive Fund **$1,582,650**

A new appropriation in the Education Appropriations Subcommittee budget. This amount would fund a Therapeutic Classroom Incentive Fund to provide grants for therapeutic classrooms.

Therapeutic Classroom Transportation **$500,000**

A new appropriation in the Education Appropriations Subcommittee budget. This amount would provide reimbursement funding to school districts for the transportation of students to therapeutic classrooms.

Vocational Rehabilitation **$300,000**

An increase for the enhancement of mobile/remote technology efforts and funding to increase vocational rehabilitation services to juveniles with disabilities within the Iowa correctional system.

Iowa PBS **$100,000**

An increase of $100,000 to preserve historical video archives.

Other Fund Recommendations

	Actual FY 2020 (1)	Estimated FY 2021 (2)	Gov Rec FY 2022 (3)	Gov Rec FY 22 vs Est FY 21 (4)
Education, Department of				
Education, Dept. of				
Workforce Training & Econ Dev Funds - SWJCF	$ 15,100,000	$ 15,100,000	$ 15,100,000	$ 0
Adult Literacy for the Workforce - SWJCF	5,500,000	5,500,000	5,500,000	0
ACE Infrastructure - SWJCF	6,000,000	6,000,000	6,000,000	0
PACE and Regional Sectors - SWJCF	5,000,000	5,000,000	5,000,000	0
Gap Tuition Assistance Fund - SWJCF	2,000,000	2,000,000	2,000,000	0
Work-Based Intermed Network - SWJCF	1,500,000	1,500,000	1,500,000	0
Workforce Prep. Outcome Reporting - SWJCF	200,000	200,000	200,000	0
Total Education, Department of	$ 35,300,000	$ 35,300,000	$ 35,300,000	$ 0

Discussion Items

Federal Funds in the Department of Education — There are three appropriations under the Department of Education that fulfill maintenance-of-effort (MOE) requirements for federal funds. There are four appropriations under the Department of Education that are supported with federal funds.

- **Career Technical Education Secondary.** These funds are part of the State's receipt of federal Perkins funding. To fulfill MOE requirements, the State must spend an amount equal to or greater than the amount spent the previous year, per student or in the aggregate ($2,952,459), unless the federal award is decreased. Failure to meet MOE requirements for this appropriation may jeopardize all federal Perkins funding.
- **School Food Service.** School food service programs in Iowa are primarily funded under the federal National School Lunch Program (NSLP). The State appropriation provides approximately two-thirds of the federal MOE requirement. The remainder of the MOE requirement is provided by public and nonprofit private residential child care institutions that participate in the NSLP. The total State MOE requirement for 2020 was $3,200,000, and the requirement for 2021 is expected to be similar.
- **State Library.** Federal funding is subject to an MOE requirement based on a three-year rolling average of State funding. Federal funding from federal fiscal years 2018 to 2020 averaged $1,900,000 annually.
- **Career Technical Education Administration.** These funds are part of the State's receipt of federal Perkins funding. The State must expend as much from nonfederal sources for State administration as it did during the preceding year ($598,197).
- **Special Education Services Birth to Three.** This appropriation funds the State's early childhood special education services under the federal Individuals with Disabilities Education Act (IDEA). Any reduction in State funding may result in the loss of IDEA funding for early childhood special education.
- **Early Head Start Projects.** The State must match 25.00% of the funds received. The match may consist of both local and State sources.
- **Iowa PBS.** Federal funding is received through the Corporation for Public Broadcasting (CPB) as well as through other federal grants.

Federal Funds — IVRS — For FFY 2021, Iowa Vocational Rehabilitation Services (IVRS) was short approximately $600,000, an amount which would have drawn down an additional $2,200,000 in available federal funds. A similar shortage is anticipated in FFY 2022. *The Governor is recommending FY 2022 funding of $6,306,114, an increase of $300,000 compared to estimated FY 2021.*

IVRS Waiting List — When IVRS lacks the financial or staff capacity to serve all individuals with disabilities, individuals awaiting services are added to a waiting list. As of December 4, 2020, there is no waiting list.

High-Need Schools — During the 2013 Legislative Session, HF 215 (Education Reform Act) created the High-Need Schools Supplemental Assistance Program as part of the Student Achievement/Teacher Quality (SA/TQ) Program. This Program created a standing allocation of $10,000,000 for the High-Need Schools Supplemental Assistance Program from the annual appropriation for the SA/TQ Program. The allocation was originally authorized to begin in FY 2015, but the General Assembly has delayed funding until FY 2022. Without further action by the General Assembly, the standing appropriation of $10,000,000 will occur in FY 2022. *The Governor is not recommending funding for FY 2022.*

Community Colleges General Aid — The Iowa Association of Community College Trustees is requesting an increase of 3.00% ($6,260,727) in the general aid appropriation for FY 2021. *The Governor is recommending FY 2022 funding of $213,908,161, an increase of $5,217,272 compared to estimated FY 2021. The Governor is recommending an additional $5,347,704 for FY 2023 for the same purpose.*

Iowa PBS Preservation of Historical Video Archives — Iowa PBS requested an FY 2022 increase of $100,000 from the General Fund to preserve historical video archives. *The Governor is recommending FY 2021 funding of $7,870,316 for State support of Iowa PBS, an increase of $100,000 compared to estimated FY 2021.*

Computer Science Initiatives — During the 2020 Legislative Session, the General Assembly passed HF 2629 (Future Ready Iowa Act), which established a Computer Science Work Group. The Work Group's recommendations are due to the General Assembly by July 1, 2021. More information can be found here.

Department of Education Supplemental Appropriation — *The Governor is recommending a supplemental appropriation to the Department of Education of $20,000,000 to facilitate a grant program for school districts that have provided the option of 100.00% in-person learning for the 2020-2021 school year.*

BOARD OF REGENTS

Overview and Funding History

Agency Overview: The Board of Regents (BOR) is a nine-member board that oversees the University of Iowa, Iowa State University, the University of Northern Iowa, the Iowa School for the Deaf, and the Iowa Educational Services for the Blind and Visually Impaired. The Board establishes policy for the institutions; hires the university presidents and special schools superintendent; approves budgets, tuition and fees, bonding, investment policies, and other business and finance matters; reviews and approves academic programs; and serves as the trustees for the University of Iowa Hospitals and Clinics (UIHC).

FY 2022 Governor's Recommendations
Total: $584,127,663

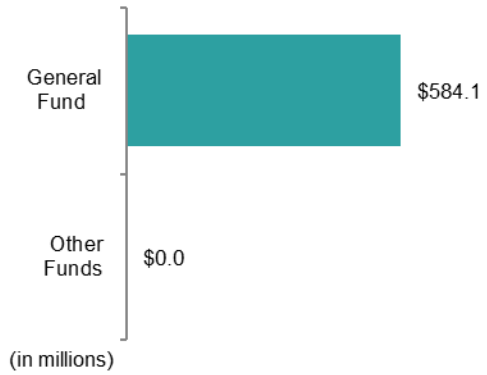

Governor's Recommendations Compared to FY 2021

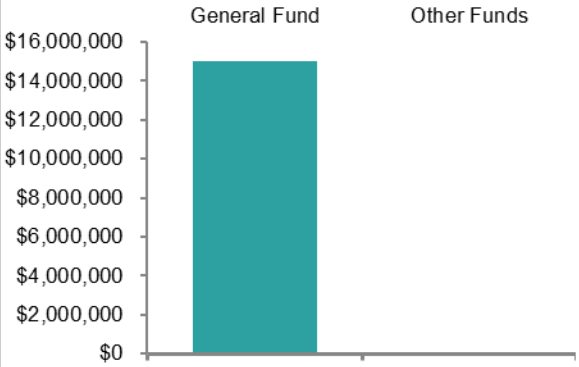

Funding History

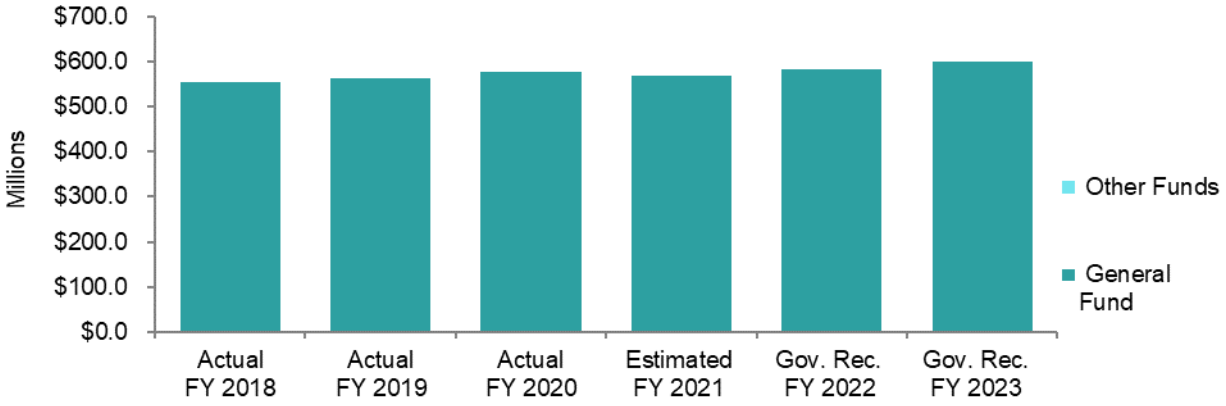

General Fund Recommendations

	Actual FY 2020 (1)	Estimated FY 2021 (2)	Gov Rec FY 2022 (3)	Gov Rec FY 22 vs Est FY 21 (4)
Regents, Board of				
Regents, Board of				
Regents Board Office	$ 775,655	$ 764,642	$ 764,642	$ 0
BOR - Regents Resource Centers	272,161	268,297	268,297	0
IPR - Iowa Public Radio	350,648	345,669	345,669	0
University of Iowa - General	218,710,793	215,605,480	215,605,480	0
UI - Oakdale Campus	2,134,120	2,103,819	2,103,819	0
UI - Hygienic Laboratory	4,822,610	4,822,610	4,822,610	0
UI - Family Practice Program	1,745,379	1,720,598	1,720,598	0
UI - Specialized Children Health Services	643,641	634,502	634,502	0
UI - Iowa Cancer Registry	145,476	143,410	143,410	0
UI - Substance Abuse Consortium	54,197	53,427	53,427	0
UI - Biocatalysis	706,371	696,342	696,342	0
UI - Primary Health Care	633,367	624,374	624,374	0
UI - Iowa Birth Defects Registry	37,370	36,839	36,839	0
UI - Iowa Nonprofit Resource Center	158,641	156,389	156,389	0
UI - IA Online Advanced Placement Acad.	470,293	463,616	463,616	0
UI - Iowa Flood Center	1,171,222	1,154,593	1,154,593	0
Iowa State University - General	174,624,125	172,144,766	172,144,766	0
ISU - Agricultural Experiment Station	29,886,877	29,462,535	29,462,535	0
ISU - Cooperative Extension	18,266,722	18,007,366	18,007,366	0
University of Northern Iowa - General	99,712,362	98,296,620	98,296,620	0
UNI - Recycling and Reuse Center	175,256	172,768	172,768	0
UNI - Math & Science Collaborative	6,446,375	6,354,848	6,354,848	0
UNI - Real Estate Education Program	125,302	123,523	123,523	0
Iowa School for the Deaf	10,299,287	10,536,171	10,536,171	0
Ed Services for Blind & Visually Impaired	4,334,759	4,434,459	4,434,459	0
BOR - Restoration and Increase	0	0	15,000,000	15,000,000
Total Regents, Board of	$ 576,703,009	$ 569,127,663	$ 584,127,663	$ 15,000,000

Governor's Recommendations FY 2022 — Significant Changes

Board of Regents — Restoration and Increase **$15,000,000**

- An increase of $8,000,000 to restore the FY 2021 general reduction for the Board.
- A general increase of $7,000,000. *The Governor is recommending an additional $15,000,000 for FY 2023 for the same purpose.*

Discussion Items

Tuition — The Board of Regents made no change to tuition rates for the 2020-2021 academic year compared to the 2019-2020 rates. The Board considered this a pause to the Five-Year Tuition Plan. The Plan calls for tuition to increase by 3.00% each academic year at both the University of Iowa (UI) and Iowa State University (ISU), plus the projected Higher Education Price Index (or HEPI). If the State partially funds the appropriations request, the base undergraduate tuition rate would be somewhere within the defined range. The Board receives the HEPI economic forecast from the UI Department of Economics. The current forecast is in the range of 1.40% to 2.80%, with a mean of 2.10%. For the University of Northern Iowa (UNI), the Board has indicated that the Board will take steps to make the UNI tuition more competitively priced with other Midwest comprehensive universities. Tuition will be determined by the amount appropriated. Historical information about Iowa Regents undergraduate tuition growth can be found here.

Allocation of State FY 2021 Funding Reduction — 2020 Iowa Acts, House File 2643, specified an $8,000,000 reduction in General Fund appropriations for the Regents and authorized the Board to use its discretion to allocate the reduction among individual appropriations. The Board allocated the reduction among both general university and special purpose appropriations, as well as the Board Office, the regional study centers, and Iowa Public Radio (IPR). The approved allocations can be found here and in more detail in the Board's docket item on the FY 2021 budget from the July 29, 2020, Board meeting.

Response to COVID-19 — Iowa's institutions of higher education now have access to the Higher Education Emergency Relief Fund (HEERF) funding allocated to them in the CARES Act. Information on HEERF funding for all higher education institutions in Iowa, including private nonprofit and private for-profit institutions, can be found in a ***Fiscal Update Article*** published April 20, 2020.

On August 19, 2020, U.S. Secretary of Education Betsy DeVos announced a new grant program for higher education institutions. The Institutional Resilience and Expanded Postsecondary Opportunity (IREPO) program is designed to help institutions emerge from the COVID-19 pandemic more resilient and expand educational opportunities for students. The grants can be utilized in a variety of ways, including resuming operations, supporting students, reducing disease transmission, and developing more agile instructional delivery models for students who cannot or choose not to attend classes in person. The deadline for transmittal of applications was October 20, 2020. A total of 31 Iowa schools received grants totaling approximately $2,400,000. The awards ranged between approximately $7,000 and $372,000.

Priority for grant awards was given to colleges and universities with the greatest unmet needs related to COVID-19. In addition, proposals received additional consideration if they met one or more of the following criteria:

- Provide dual enrollment opportunities to high school students who live or attend school in a rural community or Opportunity Zone.
- Are led by, or include as partners, Historically Black Colleges and Universities (HBCUs), Tribal Colleges, minority serving institutions (MSIs), and/or developing institutions that are eligible to participate in Title III or Title V programs.
- Are committed to developing more resilient instructional delivery models, such as distance learning, that make learning possible even when students cannot be physically present on campus for any reason.

Comparison to Other States — State Fiscal Support for Higher Education

State Funding of Higher Education. The following tables use data from Grapevine, an annual compilation of data on state support of higher education, published annually by Illinois State University and the State Higher Education Executive Officers Association (SHEEO). The database defines support for higher education as funding for public four-year and two-year institutions.

The chart below shows the percentage change in the amount of state support for higher education between FY 2015 and FY 2020. Five states provided less support in FY 2020 than in FY 2015. Iowa ranks 45th with an increase in-state support of 0.52%.

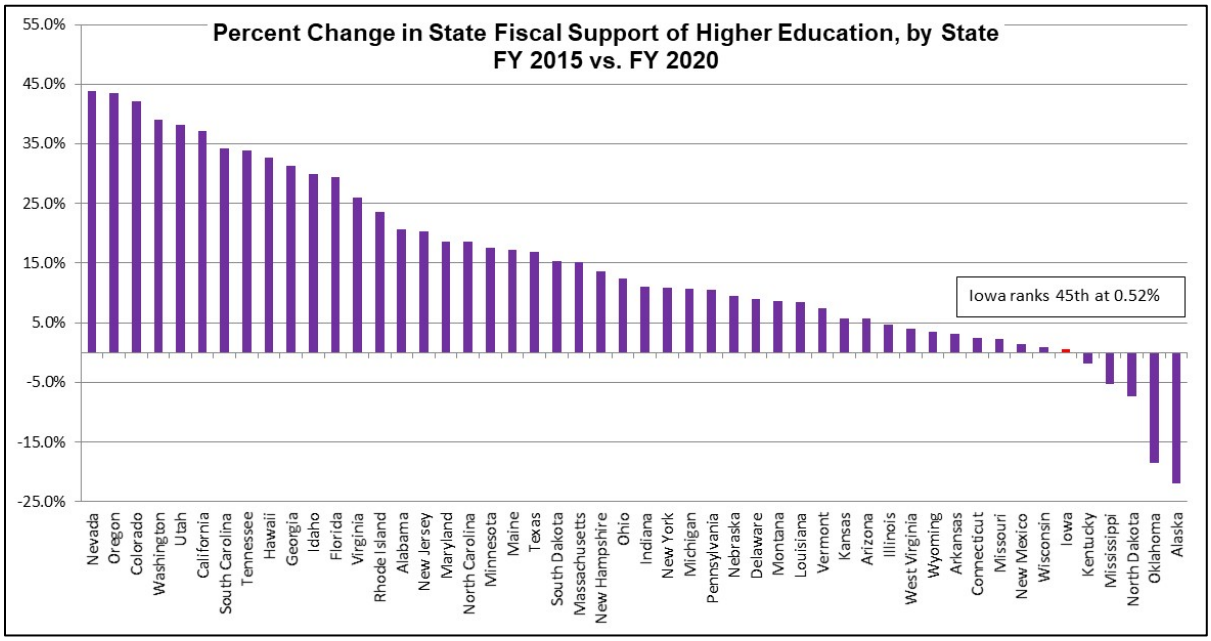

Funding Per $1,000 of Personal Income and Per Capita. The chart below shows that Iowa ranks 26th among the 50 states in FY 2020 in higher education funding per $1,000 of personal income, as reported by the U.S. Department of Commerce, with funding of $5.19 per $1,000. The state with the highest level of funding is Wyoming, with funding of $10.69 per $1,000, and the state with the lowest level is New Hampshire, with funding of $1.62 per $1,000.

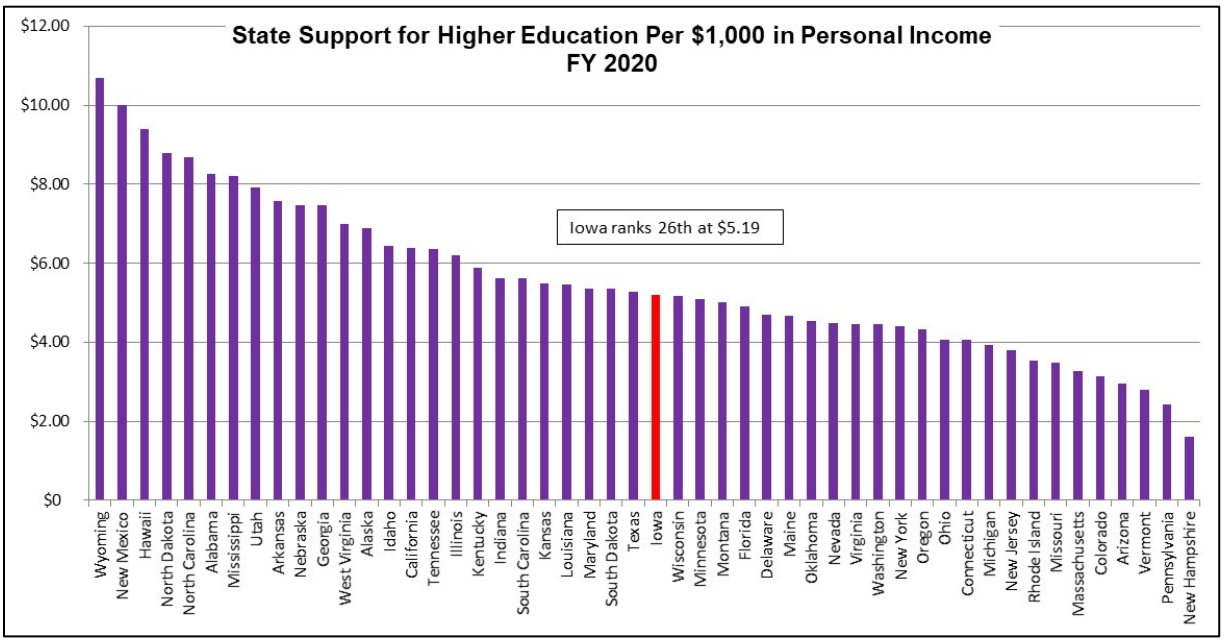

The chart below shows that Iowa ranks 28th in higher education funding per capita in FY 2020, based on U.S. Census population statistics, with a rate of $270.08 per capita. The state with the highest level of per capita funding is Wyoming at $673.53, and the state with the lowest is New Hampshire at $102.96.

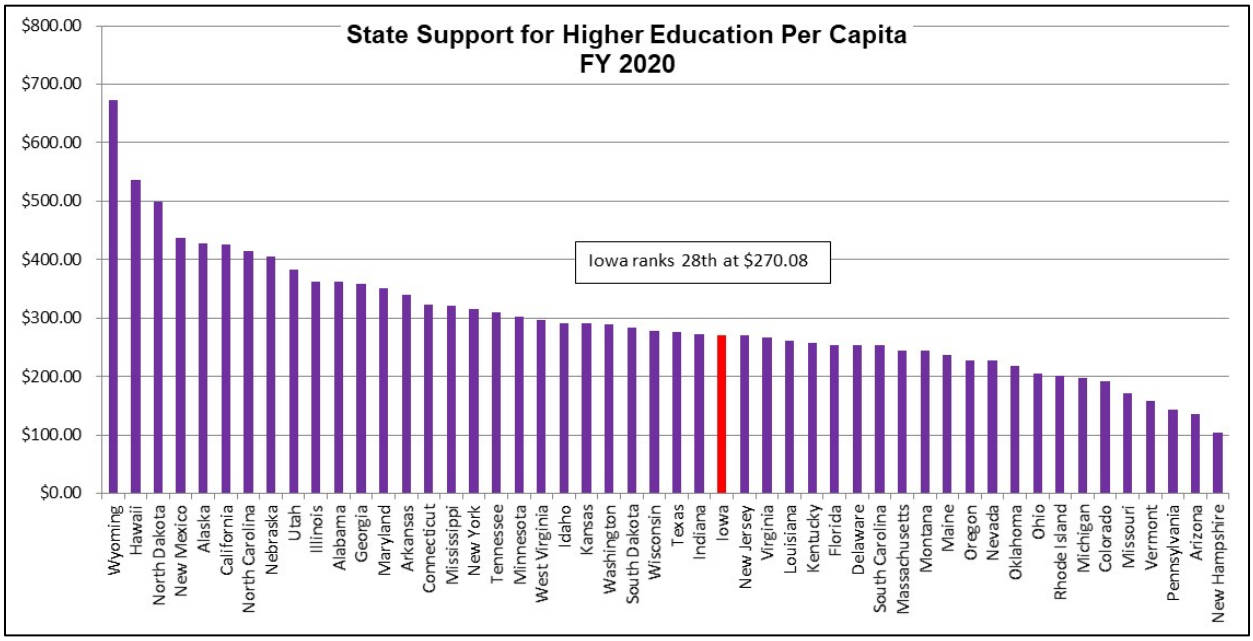

Comparison to Other States — Substitute Teacher Requirements

In response to COVID-19, Governor Reynolds issued a Proclamation that allowed temporary increased flexibility in the use of substitute teachers during the disaster period. The map below shows licensure requirements for substitute teachers prior to the Proclamation.

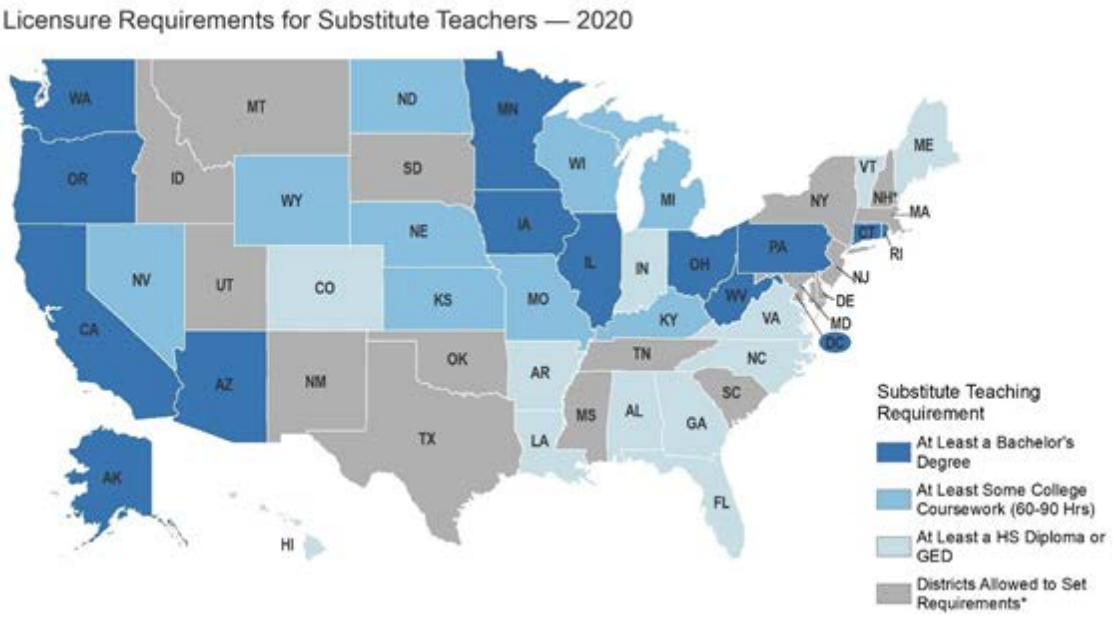

*Many states that allow the districts to set requirements do not have a state licensure requirement.

LSA Publications — Education

The following documents related to the Education Appropriations Subcommittee have been published by the LSA:

- ***Issue Reviews:***
  Changes in Staffing and Salaries at State Universities
  School Food Service Breakfast Programs
  School Aid — Supplementary Weightings

- ***Fiscal Topics:***
  Board of Regents — State Funding
  Community College Property Tax Revenue
  Community College Revenue by Source
  Community Colleges — State Funding
  Des Moines Public Schools Virtual Campus Offers Online Learning
  Iowa Board of Educational Examiners
  Iowa Skilled Worker and Job Creation Fund
  Secure an Advanced Vision for Education (SAVE)
  School Aid — Additional Levy Components
  School Aid — District Cost Per Pupil Differences Between School Districts
  School Aid — Income Surtaxes
  School Aid — Instructional Support Program
  School Aid — School District Reorganization Incentives
  Teacher Licensure and Alternative Pathways
  Transportation Equity Program

- ***Maps of the Week:***
  COVID-19 Impact to Schools
  COVID-19 — Continuous Learning Plans for Iowa School Districts and Nonpublic Schools
  Elementary and Secondary School Emergency Relief Funds — COVID 19
  Certified Enrollment by School District and Percent Change in Enrollment — Fall 2019
  Enrollment Served by Area Education Agencies (AEAs) — Fall 2019
  Statewide Voluntary Preschool Enrollment — 2019-2020 School Year with Average Weekly Hours of Instruction — 2018-2019 School Year
  Additional Levy Amounts Per Pupil by School District — FY 2021
  School Aid — Instructional Support Program
  Independent Nonprofit Colleges and Universities Enrollment — Fall 2019
  Community College Enrollment — Fall 2019
  Average Debt at Graduation and Yearly Expenses by Community College District
  Community College Enrollment
  Enrollment at Regent Institutions by County — Fall 2020
  Computer Science Professional Development Incentive Fund

Reports Required to be Filed with General Assembly

Reports and other documents required to be filed with the General Assembly are organized by submitting department and by date and are published on this webpage.

LSA Staff Contacts: Ron Robinson (515.281.6256) ron.robinson@legis.iowa.gov
Lora Vargason (515.725.2249) lora.vargason@legis.iowa.gov

(Blank Page)

Appendix A – Tracking

This Appendix contains tracking for the following:

- General Fund
- Other Funds
- Full-Time Equivalent (FTE) Positions

The Legislative Services Agency publishes ***Budget Unit Briefs*** that discuss the purpose of particular appropriations and programs. If a publication is available, it has been hyperlinked in the title of the appropriation.

(Blank Page)

Education

General Fund

	Actual FY 2020 (1)	Estimated FY 2021 (2)	Gov Rec FY 2022 (3)	Gov Rec FY 22 vs Est FY 21 (4)	Gov Rec Yr2 FY 2023 (5)	Gov Rec FY 23 vs Gov Rec FY 22 (6)
Blind, Department for the						
Department for the Blind						
Department for the Blind	$ 2,252,001	$ 2,252,001	$ 2,780,724	$ 528,723	$ 2,780,724	$ 0
Total Blind, Department for the	$ 2,252,001	$ 2,252,001	$ 2,780,724	$ 528,723	$ 2,780,724	$ 0
College Student Aid Commission						
College Student Aid Comm.						
College Student Aid Commission	$ 429,279	$ 429,279	$ 429,279	$ 0	$ 429,279	$ 0
Future Ready Iowa Administration	130,254	162,254	162,254	0	162,254	0
DMU Health Care Prof Recruitment	400,973	400,973	400,973	0	400,973	0
National Guard Service Scholarship	4,700,000	4,700,000	4,700,000	0	4,700,000	0
All Iowa Opportunity Scholarship	3,000,000	3,000,000	3,000,000	0	3,000,000	0
Teach Iowa Scholars	400,000	400,000	400,000	0	400,000	0
Rural Primary Care Loan Repayment	1,424,502	1,424,502	1,424,502	0	1,424,502	0
Health Care Loan Repayment Program	250,000	250,000	250,000	0	250,000	0
Future Ready Iowa Last-Dollar Scholarship Program	13,004,744	13,004,744	23,004,744	10,000,000	23,004,744	0
Tuition Grant Program - Standing	47,703,463	47,703,463	48,896,050	1,192,587	50,118,451	1,222,401
Tuition Grant - For-Profit	426,220	426,220	436,876	10,656	447,798	10,922
Vocational-Technical Tuition Grant	1,750,185	1,750,185	1,750,185	0	1,750,185	0
Rural Veterinarian Loan Repayment Program	0	300,000	300,000	0	300,000	0
Total College Student Aid Commission	$ 73,619,620	$ 73,951,620	$ 85,154,863	$ 11,203,243	$ 86,388,186	$ 1,233,323
Education, Department of						
Education, Dept. of						
Administration	$ 5,975,526	$ 5,975,526	$ 5,975,526	$ 0	$ 5,975,526	$ 0
State Library	2,532,594	2,532,594	2,532,594	0	2,532,594	0
State Library - Enrich Iowa	2,464,823	2,464,823	2,464,823	0	2,464,823	0
Child Development	8,848,526	10,524,389	10,524,389	0	10,524,389	0
ECI General Aid (SRG)	22,662,799	22,662,799	22,662,799	0	22,662,799	0
Special Ed. Services Birth to 3	1,721,400	1,721,400	1,721,400	0	1,721,400	0
Early Head Start Projects	574,500	574,500	574,500	0	574,500	0
Early Lit - Early Warning System	1,915,000	1,915,000	1,915,000	0	1,915,000	0
Early Lit - Iowa Reading Research Center	1,300,176	1,300,176	1,300,176	0	1,300,176	0
Early Lit - Successful Progression	7,824,782	7,824,782	7,824,782	0	7,824,782	0
Attendance Center/Website & Data System	250,000	250,000	250,000	0	250,000	0
Best Buddies Iowa	25,000	25,000	25,000	0	25,000	0
Career Technical Education Administration	598,197	598,197	598,197	0	598,197	0
Career Technical Education Secondary	2,952,459	2,952,459	2,952,459	0	2,952,459	0
Children's Mental Health Training	2,100,000	2,100,000	2,100,000	0	2,100,000	0
Computer Science PD Incentive Fund	500,000	500,000	500,000	0	500,000	0
School Food Service	2,176,797	2,176,797	2,176,797	0	2,176,797	0
Jobs for America's Grads	2,666,188	2,666,188	3,666,188	1,000,000	3,666,188	0

Education

General Fund

	Actual FY 2020	Estimated FY 2021	Gov Rec FY 2022	Gov Rec FY 22 vs Est FY 21	Gov Rec Yr2 FY 2023	Gov Rec FY 23 vs Gov Rec FY 22
	(1)	(2)	(3)	(4)	(5)	(6)
Nonpublic Textbook Services	652,000	652,000	652,000	0	652,000	0
Online State Job Posting System	230,000	230,000	230,000	0	230,000	0
Statewide Student Assessment	3,000,000	3,000,000	3,000,000	0	3,000,000	0
Student Achievement/Teacher Quality	2,965,467	2,965,467	2,965,467	0	2,965,467	0
Work-Based Learning Clearinghouse	300,000	300,000	300,000	0	300,000	0
Midwestern Higher Education Compact	115,000	115,000	115,000	0	115,000	0
Adult Education and Literacy Programs	500,000	500,000	500,000	0	500,000	0
Community Colleges General Aid	208,690,889	208,690,889	213,908,161	5,217,272	219,255,865	5,347,704
Nonpublic Concurrent Enrollment	1,000,000	1,000,000	1,000,000	0	1,000,000	0
Summer Joint Enrollment Program	600,000	600,000	600,000	0	600,000	0
Education Savings Account and School Choice	0	0	3,000,000	3,000,000	0	-3,000,000
Classroom Environment Professional Dev.	0	0	500,000	500,000	500,000	0
Therapeutic Classroom Incentive Fund	0	0	1,582,650	1,582,650	1,582,650	0
Therapeutic Classroom Transportation	0	0	500,000	500,000	500,000	0
Education, Dept. of	$ 285,142,123	$ 286,817,986	$ 298,617,908	$ 11,799,922	$ 300,965,612	$ 2,347,704
Vocational Rehabilitation						
Vocational Rehabilitation	$ 5,696,328	$ 5,696,328	$ 5,996,328	$ 300,000	$ 5,996,328	$ 0
Independent Living	84,823	84,823	84,823	0	84,823	0
Entrepreneurs with Disabilities Program	138,506	138,506	138,506	0	138,506	0
Independent Living Center Grant	86,457	86,457	86,457	0	86,457	0
Vocational Rehabilitation	$ 6,006,114	$ 6,006,114	$ 6,306,114	$ 300,000	$ 6,306,114	$ 0
Iowa PBS						
Iowa PBS Operations	$ 7,770,316	$ 7,770,316	$ 7,870,316	$ 100,000	$ 7,870,316	$ 0
Total Education, Department of	$ 298,918,553	$ 300,594,416	$ 312,794,338	$ 12,199,922	$ 315,142,042	$ 2,347,704

Education

General Fund

	Actual FY 2020 (1)	Estimated FY 2021 (2)	Gov Rec FY 2022 (3)	Gov Rec FY 22 vs Est FY 21 (4)	Gov Rec Yr2 FY 2023 (5)	Gov Rec FY 23 vs Gov Rec FY 22 (6)
Regents, Board of						
Regents, Board of						
Regents Board Office	$ 775,655	$ 764,642	$ 764,642	$ 0	$ 764,642	$ 0
BOR - Regents Resource Centers	272,161	268,297	268,297	0	268,297	0
IPR - Iowa Public Radio	350,648	345,669	345,669	0	345,669	0
University of Iowa - General	218,710,793	215,605,480	215,605,480	0	215,605,480	0
UI - Oakdale Campus	2,134,120	2,103,819	2,103,819	0	2,103,819	0
UI - Hygienic Laboratory	4,822,610	4,822,610	4,822,610	0	4,822,610	0
UI - Family Practice Program	1,745,379	1,720,598	1,720,598	0	1,720,598	0
UI - Specialized Children Health Services	643,641	634,502	634,502	0	634,502	0
UI - Iowa Cancer Registry	145,476	143,410	143,410	0	143,410	0
UI - Substance Abuse Consortium	54,197	53,427	53,427	0	53,427	0
UI - Biocatalysis	706,371	696,342	696,342	0	696,342	0
UI - Primary Health Care	633,367	624,374	624,374	0	624,374	0
UI - Iowa Birth Defects Registry	37,370	36,839	36,839	0	36,839	0
UI - Iowa Nonprofit Resource Center	158,641	156,389	156,389	0	156,389	0
UI - IA Online Advanced Placement Acad.	470,293	463,616	463,616	0	463,616	0
UI - Iowa Flood Center	1,171,222	1,154,593	1,154,593	0	1,154,593	0
Iowa State University - General	174,624,125	172,144,766	172,144,766	0	172,144,766	0
ISU - Agricultural Experiment Station	29,886,877	29,462,535	29,462,535	0	29,462,535	0
ISU - Cooperative Extension	18,266,722	18,007,366	18,007,366	0	18,007,366	0
University of Northern Iowa - General	99,712,362	98,296,620	98,296,620	0	98,296,620	0
UNI - Recycling and Reuse Center	175,256	172,768	172,768	0	172,768	0
UNI - Math & Science Collaborative	6,446,375	6,354,848	6,354,848	0	6,354,848	0
UNI - Real Estate Education Program	125,302	123,523	123,523	0	123,523	0
Iowa School for the Deaf	10,299,287	10,536,171	10,536,171	0	10,536,171	0
Ed Services for Blind & Visually Impaired	4,334,759	4,434,459	4,434,459	0	4,434,459	0
BOR - Restoration and Increase	0	0	15,000,000	15,000,000	30,000,000	15,000,000
Total Regents, Board of	$ 576,703,009	$ 569,127,663	$ 584,127,663	$ 15,000,000	$ 599,127,663	$ 15,000,000
Total Education	$ 951,493,183	$ 945,925,700	$ 984,857,588	$ 38,931,888	$ 1,003,438,615	$ 18,581,027

Education

Other Funds

	Actual FY 2020 (1)	Estimated FY 2021 (2)	Gov Rec FY 2022 (3)	Gov Rec FY 22 vs Est FY 21 (4)	Gov Rec Yr2 FY 2023 (5)	Gov Rec FY 23 vs Gov Rec FY 22 (6)
College Student Aid Commission						
College Student Aid Comm.						
Skilled Workforce Shortage Grant - SWJCF	$ 5,000,000	$ 5,000,000	$ 5,000,000	$ 0	$ 5,000,000	$ 0
Total College Student Aid Commission	$ 5,000,000	$ 5,000,000	$ 5,000,000	$ 0	$ 5,000,000	$ 0
Education, Department of						
Education, Dept. of						
Workforce Training & Econ Dev Funds - SWJCF	$ 15,100,000	$ 15,100,000	$ 15,100,000	$ 0	$ 15,100,000	$ 0
Adult Literacy for the Workforce - SWJCF	5,500,000	5,500,000	5,500,000	0	5,500,000	0
ACE Infrastructure - SWJCF	6,000,000	6,000,000	6,000,000	0	6,000,000	0
PACE and Regional Sectors - SWJCF	5,000,000	5,000,000	5,000,000	0	5,000,000	0
Gap Tuition Assistance Fund - SWJCF	2,000,000	2,000,000	2,000,000	0	2,000,000	0
Work-Based Intermed Network - SWJCF	1,500,000	1,500,000	1,500,000	0	1,500,000	0
Workforce Prep. Outcome Reporting - SWJCF	200,000	200,000	200,000	0	200,000	0
Total Education, Department of	$ 35,300,000	$ 35,300,000	$ 35,300,000	$ 0	$ 35,300,000	$ 0
Total Education	$ 40,300,000	$ 40,300,000	$ 40,300,000	$ 0	$ 40,300,000	$ 0

Explanation of FTE Position Data

Analysis of the Governor's Budget Recommendations

The following is an explanation of the full-time equivalent (FTE) position information provided on the following tables. The columns of FTE position data represent different points in time that the numbers were compiled. For additional information on the State's FTE positions, see the ***Issue Review*** entitled *FY 2017 FTE Positions and Personnel Costs*.

Actual FY 2020: This data represents the actual FTE position utilization calculated at the close of the fiscal year. The FTE position usage is calculated by taking the actual hours worked during the fiscal year and dividing the number by 2,080 hours. For example, if a department has budgeted a full-time position (equating to 1.00 FTE) and this position is vacant for six months of the fiscal year, at the close of the fiscal year the calculation of the actual FTE position would be 0.50 (1,040 ÷ 2,080 = 0.50). The calculation of the actual FTE position factors out the portion of the position that was vacant during the fiscal year.

Estimated FY 2021: This data represents the estimated FTE positions that were budgeted by the departments at the beginning of FY 2021 and incorporates any revisions made to the budget by the departments through (approximately) December 2020. Changes to the estimates can occur for a variety of reasons. For example, if departments are not provided funding for salary adjustments to cover the costs of funding collective bargaining contracts, the departments will often reduce the number of FTE positions in order to cover costs.

Gov Rec FY 2022: This is the Governor's recommendation for FY 2022.

Gov Rec FY 2022 vs Est FY 2021: This represents the difference between the Governor's recommended FTE positions for FY 2022 and the most recent estimates for FY 2021.

Gov Rec FY 2023: This is the Governor's recommendation for FY 2023.

Gov Rec FY 2023 vs Gov Rec FY 2022: This represents the difference between the Governor's recommended FTE positions for FY 2023 and FY 2022.

Education

FTE Positions

	Actual FY 2020 (1)	Estimated FY 2021 (2)	Gov Rec FY 2022 (3)	Gov Rec FY 22 vs Est FY 21 (4)	Gov Rec Yr2 FY 2023 (5)	Gov Rec FY 23 vs Gov Rec FY 22 (6)
Blind, Department for the						
Department for the Blind						
Department for the Blind	72.14	79.00	87.98	8.98	87.98	0.00
Total Blind, Department for the	72.14	79.00	87.98	8.98	87.98	0.00
College Student Aid Commission						
College Student Aid Comm.						
College Student Aid Commission	4.20	3.95	3.95	0.00	3.95	0.00
Future Ready Iowa Administration	0.59	1.00	1.00	0.00	1.00	0.00
Total College Student Aid Commission	4.79	4.95	4.95	0.00	4.95	0.00
Education, Department of						
Education, Dept. of						
Administration	58.08	198.30	198.30	0.00	198.30	0.00
Career Technical Education Administration	9.66	9.21	9.21	0.00	9.21	0.00
State Library	21.69	22.00	22.00	0.00	22.00	0.00
School Food Service	22.06	23.62	23.62	0.00	23.62	0.00
Student Achievement/Teacher Quality	4.94	6.00	6.00	0.00	6.00	0.00
Attendance Center/Website & Data System	1.70	1.85	1.85	0.00	1.85	0.00
Education, Dept. of	118.13	260.98	260.98	0.00	260.98	0.00
Vocational Rehabilitation						
Vocational Rehabilitation	233.94	245.00	245.00	0.00	245.00	0.00
Independent Living	0.86	1.00	1.00	0.00	1.00	0.00
Vocational Rehabilitation	234.80	246.00	246.00	0.00	246.00	0.00
Iowa PBS						
Iowa PBS Operations	56.96	57.23	58.23	1.00	58.23	0.00
Total Education, Department of	409.89	564.21	565.21	1.00	565.21	0.00

Education

FTE Positions

	Actual FY 2020 (1)	Estimated FY 2021 (2)	Gov Rec FY 2022 (3)	Gov Rec FY 22 vs Est FY 21 (4)	Gov Rec Yr2 FY 2023 (5)	Gov Rec FY 23 vs Gov Rec FY 22 (6)
Regents, Board of						
Regents, Board of						
Regents Board Office	0.00	2.48	2.48	0.00	2.48	0.00
University of Iowa - General	5,474.36	5,058.55	5,058.55	0.00	5,058.55	0.00
UI - Oakdale Campus	28.30	38.25	38.25	0.00	38.25	0.00
UI - Hygienic Laboratory	60.17	102.51	102.51	0.00	102.51	0.00
UI - Family Practice Program	3.13	2.71	2.71	0.00	2.71	0.00
UI - Specialized Children Health Services	4.63	4.16	4.16	0.00	4.16	0.00
UI - Iowa Cancer Registry	1.24	2.10	2.10	0.00	2.10	0.00
UI - Substance Abuse Consortium	0.54	0.99	0.99	0.00	0.99	0.00
UI - Biocatalysis	3.06	6.28	6.28	0.00	6.28	0.00
UI - Primary Health Care	5.31	6.23	6.23	0.00	6.23	0.00
UI - Iowa Birth Defects Registry	0.31	0.38	0.38	0.00	0.38	0.00
UI - Iowa Nonprofit Resource Center	1.86	2.75	2.75	0.00	2.75	0.00
Iowa State University - General	4,613.00	3,647.42	3,647.42	0.00	3,647.42	0.00
ISU - Agricultural Experiment Station	237.00	546.98	546.98	0.00	546.98	0.00
ISU - Cooperative Extension	254.00	382.34	374.97	-7.37	374.97	0.00
University of Northern Iowa - General	1,281.85	1,315.70	1,250.28	-65.42	1,250.28	0.00
UNI - Recycling and Reuse Center	2.16	1.93	1.93	0.00	1.93	0.00
UNI - Math & Science Collaborative	4.60	5.50	5.50	0.00	5.50	0.00
UNI - Real Estate Education Program	0.60	0.86	0.86	0.00	0.86	0.00
Iowa School for the Deaf	120.00	118.00	120.00	2.00	120.00	0.00
Ed Services for Blind & Visually Impaired	60.55	62.20	62.14	-0.06	62.14	0.00
Total Regents, Board of	12,156.67	11,308.32	11,237.47	-70.85	11,237.47	0.00
Total Education	12,643.49	11,956.48	11,895.61	-60.87	11,895.61	0.00

(Blank Page)

Appendix B – Appropriations Activity

Analysis of the Governor's Recommendations

The following information provides a summary of the FY 2020 General Fund and non-General Fund appropriations for the departments under the purview of the Appropriations Subcommittee. Appropriations are adjusted for several factors throughout the fiscal year, including supplemental appropriations, deappropriations, and adjustments to standing appropriations to account for actual expenditures. Other activity associated with appropriated funds includes: balances brought forward, transfers, and reversions. The tables show each of the departments' appropriations and the changes that occurred throughout the fiscal year.

- Original Appropriation: This is the amount appropriated from the General Fund in individual appropriations bills during the 2019 Legislative Session.
- Adjustment to Standings: These adjustments represent changes that are made to budgeted standing unlimited appropriations for the purpose of balancing the year-end amount. There are numerous standing unlimited appropriations established in the Iowa Code. The exact amount for each of these appropriations is not known until the close of the fiscal year. As the General Assembly develops the annual budget, an estimated amount is included for budgeting purposes. This estimated appropriation is then adjusted to reflect actual expenditures.
- Session Law Adjustments (General Fund Only): During the 2019 Legislative Session there were two appropriation bills enacted that provided increases to certain State agencies and allowed the agencies to allocate the increase across their line-item appropriations: HF 758 (Education Appropriations Act) appropriated $12.0 million to the Board of Regents for allocation to the three State universities, and SF 615 (Justice System Appropriations Act) appropriated $3.3 million to the Department of Corrections (DOC) for allocation across the DOC institutions and Community-Based Corrections (CBC) and $1.6 million to the Department of Public Safety for allocation to its divisions.
- Supplemental Appropriations/Deappropriations: These changes represent the supplemental appropriations and deappropriations enacted during the 2019 Legislative Session.
- OCIO Adjustment: During the 2019 Legislative Session, HF 759 (FY 2020 Administration and Regulation Appropriations Act) appropriated $1.3 million to the Department of Management (DOM) for an adjustment to department appropriations in FY 2020 for technology-related expenditures charged by the Office of the Chief Information Officer (OCIO) to State agencies. The adjustment was based upon a rolling 12-month average of the OCIO charges for departments.
- Salary Adjustment (Other Funds Only): Several non-General Fund appropriations were authorized to receive appropriation adjustments to fund salary increases for FY 2020.
- Total Appropriation: This is the sum of all of the above numbers and represents the final appropriation amount after the above changes were applied.

- Balance Brought Forward: These are the appropriated funds allowed to carry forward from FY 2019 to FY 2020. These funds provided additional spendable dollars for FY 2020.
- Transfers In and Out (General Fund Only): These adjustments represent transferred appropriation spending authority between enacted appropriations. These transfers are usually implemented by the Governor through the authority provided in Iowa Code section 8.39.
- Balance Carryforward: These are appropriated funds that are allowed to carry forward from FY 2020 to FY 2021. These funds provide additional spendable dollars for FY 2021.
- Reversions: These are the unspent appropriated funds that revert back to the fund from which they were appropriated.
- Total Adjustments: This is the sum of the Balance Brought Forward, Transfers, Balance Carryforward, and Reversions.
- Total Expended: This number represents the appropriation after all of the above adjustments have been made. The result is the total appropriated funds that were expended in FY 2020.

FY 2020 GENERAL FUND APPROPRIATIONS

Education Appropriations Subcommittee

	Original Approp	Adj to Standings	Session Law Adj	Supp & Deapprop	OCIO Adjustment	Total Approp	Balance Brought Forward	Transfer In	Transfer Out	Balance Carry Forward	Reversion	Total Adjustments	Grand Total
Education													
Blind, Iowa Commission for the													
Department for the Blind	$ 2,247,499	$ 0	$ 0	$ 0	$ 4,502	$ 2,252,001	$ 6,513	$ 0	$ 0	$ -32,741	$ -32,741	$ -58,968	$ 2,193,033
Blind, Iowa Commission for the Total	**2,247,499**	**0**	**0**	**0**	**4,502**	**2,252,001**	**6,513**	**0**	**0**	**-32,741**	**-32,741**	**-58,968**	**2,193,033**
College Student Aid Commission													
All Iowa Opportunity Scholarships	3,000,000	0	0	0	0	3,000,000	0	0	0	0	0	0	3,000,000
College Aid Commission	429,279	0	0	0	0	429,279	0	0	0	0	0	0	429,279
Des Moines University Programs	400,973	0	0	0	0	400,973	0	0	0	0	0	0	400,973
Future Ready Iowa Administration	130,254	0	0	0	0	130,254	0	0	0	0	0	0	130,254
Future Ready Iowa Last-Dollar Scholarship Program	13,004,744	0	0	0	0	13,004,744	0	0	0	0	0	0	13,004,744
Health Care-Related Loan Program	250,000	0	0	0	0	250,000	0	0	0	0	0	0	250,000
National Guard Benefits Program	4,700,000	0	0	0	0	4,700,000	543,647	0	0	-520,468	0	23,179	4,723,179
Rural Iowa Primary Care Loan Repayment Program	1,424,502	0	0	0	0	1,424,502	0	0	0	0	0	0	1,424,502
Teach Iowa Scholars	400,000	0	0	0	0	400,000	0	0	0	0	0	0	400,000
Tuition Grant - For-Profit	426,220	0	0	0	0	426,220	0	0	0	0	0	0	426,220
Tuition Grant Program-Standing	47,703,463	0	0	0	0	47,703,463	0	0	0	0	0	0	47,703,463
Vocational Technical Tuition Grant	1,750,185	0	0	0	0	1,750,185	0	0	0	0	0	0	1,750,185
College Student Aid Commission Total	**73,619,620**	**0**	**0**	**0**	**0**	**73,619,620**	**543,647**	**0**	**0**	**-520,468**	**0**	**23,179**	**73,642,799**
Education, Department of													
Administration	5,949,047	0	0	0	26,479	5,975,526	0	0	0	0	0	0	5,975,526
Adult Education and Literacy Programs	500,000	0	0	0	0	500,000	0	0	0	0	0	0	500,000
Attendance Cntr Perf/Website & Data System Support	250,000	0	0	0	0	250,000	0	0	0	0	0	0	250,000
Best Buddies Iowa	25,000	0	0	0	0	25,000	0	0	0	0	0	0	25,000
Career and Technical Education Administration	598,197	0	0	0	0	598,197	0	0	0	0	0	0	598,197
Child Development	10,524,389	-1,675,863	0	0	0	8,848,526	0	0	0	0	0	0	8,848,526
Children's MH School-Based Training and Support	2,100,000	0	0	0	0	2,100,000	0	0	0	0	0	0	2,100,000
Community College State General Aid	208,690,889	0	0	0	0	208,690,889	0	0	0	0	0	0	208,690,889
Computer Science Professional Dev Incentive Fund	500,000	0	0	0	0	500,000	0	0	0	0	0	0	500,000
Early Childhood Iowa - School Ready	22,662,799	0	0	0	0	22,662,799	0	0	0	0	0	0	22,662,799
Early Head Start Projects	574,500	0	0	0	0	574,500	0	0	0	0	0	0	574,500
Early Warning System for Literacy	1,915,000	0	0	0	0	1,915,000	0	0	0	0	0	0	1,915,000
Enrich Iowa Libraries	2,464,823	0	0	0	0	2,464,823	0	0	0	0	-3	-3	2,464,820
Entrepreneurs with Disabilities Program	138,506	0	0	0	0	138,506	0	0	0	0	0	0	138,506
Independent Living	84,823	0	0	0	0	84,823	0	0	0	0	0	0	84,823
Independent Living Center Grant	86,457	0	0	0	0	86,457	0	0	0	0	0	0	86,457
Iowa PBS	7,739,415	0	0	0	30,901	7,770,316	100,000	0	0	0	0	100,000	7,870,316
Iowa Reading Research Center	1,300,176	0	0	0	0	1,300,176	598,218	0	0	-714,401	0	-116,184	1,183,992
Iowa Vocational Rehabilitation Services	5,677,908	0	0	0	18,420	5,696,328	0	0	0	0	0	0	5,696,328
Jobs For America's Grads	2,666,188	0	0	0	0	2,666,188	0	0	0	0	0	0	2,666,188
LEA Assessment	3,000,000	0	0	0	0	3,000,000	0	0	0	0	0	0	3,000,000
Midwestern Higher Education Compact	115,000	0	0	0	0	115,000	0	0	0	0	0	0	115,000
Nonpublic Sch Concurrent Enrollment Pmts to Comm Coll	1,000,000	0	0	0	0	1,000,000	0	0	0	-1,000,000	0	-1,000,000	0
Online State Job Posting System	230,000	0	0	0	0	230,000	0	0	0	0	-13,437	-13,437	216,563
School Food Service	2,176,797	0	0	0	0	2,176,797	0	0	0	0	0	0	2,176,797
Secondary Career and Technical Education	2,952,459	0	0	0	0	2,952,459	0	0	0	0	0	0	2,952,459
Special Education Services Birth to 3	1,721,400	0	0	0	0	1,721,400	0	0	0	0	0	0	1,721,400
State Library	2,530,063	0	0	0	2,531	2,532,594	0	0	0	0	0	0	2,532,594
Clearinghouse to Expand Work-Based Learning	300,000	0	0	0	0	300,000	0	0	0	0	-50,329	-50,329	249,671
Successful Progression for Early Readers	7,824,782	0	0	0	0	7,824,782	0	0	0	0	0	0	7,824,782
Summer Joint Enrollment Program	600,000	0	0	0	0	600,000	0	0	0	0	0	0	600,000
Teacher Quality/Student Achievement	2,965,467	0	0	0	0	2,965,467	1,461,058	0	0	-2,336,133	-257,482	-1,132,557	1,832,910
Textbook Services For Nonpublic	652,000	0	0	0	0	652,000	0	0	0	0	-2,100	-2,100	649,900
Education, Department of Total	**300,516,085**	**-1,675,863**	**0**	**0**	**78,331**	**298,918,553**	**2,159,276**	**0**	**0**	**-4,050,535**	**-323,352**	**-2,214,611**	**296,703,943**

FY 2020 GENERAL FUND APPROPRIATIONS

Education Appropriations Subcommittee

	Original Approp	Adj to Standings	Session Law Adj	Supp & Deapprop	OCIO Adjustment	Total Approp	Balance Brought Forward	Transfer In	Transfer Out	Balance Carry Forward	Reversion	Total Adjustments	Grand Total
Regents, Board of													
BOR - Board Office	775,655	0	0	0	0	775,655	0	0	0	0	0	0	775,655
BOR - FY 20 Regents Increase	12,000,000	0	-12,000,000	0	0	0	0	0	0	0	0	0	0
BOR - Iowa Public Radio	350,648	0	0	0	0	350,648	0	0	0	0	0	0	350,648
BOR - Regents Resource Centers	272,161	0	0	0	0	272,161	0	0	0	0	0	0	272,161
IBS - Iowa Braille and Sight Saving School	4,334,759	0	0	0	0	4,334,759	0	0	0	-100,000	-243,717	-343,717	3,991,042
ISD - Iowa School for the Deaf	10,299,287	0	0	0	0	10,299,287	0	0	0	0	0	0	10,299,287
ISU - Agricultural Experiment Station	29,886,877	0	0	0	0	29,886,877	0	0	0	0	0	0	29,886,877
ISU - Cooperative Extension	18,266,722	0	0	0	0	18,266,722	0	0	0	0	0	0	18,266,722
ISU - General University	170,624,125	0	4,000,000	0	0	174,624,125	0	0	0	0	0	0	174,624,125
SUI - Biocatalysis	706,371	0	0	0	0	706,371	0	0	0	0	0	0	706,371
SUI - Family Practice Program	1,745,379	0	0	0	0	1,745,379	0	0	0	0	0	0	1,745,379
SUI - General University	214,710,793	0	4,000,000	0	0	218,710,793	0	0	0	0	0	0	218,710,793
SUI - Hygienic Laboratory	4,297,032	0	0	525,578	0	4,822,610	0	0	0	0	0	0	4,822,610
SUI - Iowa Flood Center	1,171,222	0	0	0	0	1,171,222	0	0	0	0	0	0	1,171,222
SUI - Iowa Online Advanced Placement Academy	470,293	0	0	0	0	470,293	0	0	0	0	0	0	470,293
SUI - Oakdale Campus	2,134,120	0	0	0	0	2,134,120	0	0	0	0	0	0	2,134,120
SUI - Primary Health Care	633,367	0	0	0	0	633,367	0	0	0	0	0	0	633,367
SUI - Specialized Children Health Services	643,641	0	0	0	0	643,641	0	0	0	0	0	0	643,641
SUI - State of Iowa Birth Defects Registry	37,370	0	0	0	0	37,370	0	0	0	0	0	0	37,370
SUI - State of Iowa Cancer Registry	145,476	0	0	0	0	145,476	0	0	0	0	0	0	145,476
SUI - Substance Abuse Consortium	54,197	0	0	0	0	54,197	0	0	0	0	0	0	54,197
SUI - Waterman Iowa Nonprofit Resource Center	158,641	0	0	0	0	158,641	0	0	0	0	0	0	158,641
UNI - General University	95,712,362	0	4,000,000	0	0	99,712,362	0	0	0	0	0	0	99,712,362
UNI - Math & Science Collaborative	6,446,375	0	0	0	0	6,446,375	0	0	0	0	-304,385	-304,385	6,141,990
UNI - Real Estate Education Program	125,302	0	0	0	0	125,302	0	0	0	0	0	0	125,302
UNI - Recycling and Reuse Center	175,256	0	0	0	0	175,256	0	0	0	0	0	0	175,256
Regents, Board of Total	**576,177,431**	**0**	**0**	**525,578**	**0**	**576,703,009**	**0**	**0**	**0**	**-100,000**	**-548,102**	**-648,102**	**576,054,907**
Education Total	**$ 952,560,635**	**$ -1,675,863**	**$ 0**	**$ 525,578**	**$ 82,833**	**$ 951,493,183**	**$ 2,709,436**	**$ 0**	**$ 0**	**$ -4,703,743**	**$ -904,194**	**$ -2,898,502**	**$ 948,594,682**

FY 2020 OTHER FUNDS APPROPRIATIONS

Education Appropriations Subcommittee

	Original Approp	Adj to Standings	Supp & Deapprop	Salary Adjustment	OCIO Adjustment	Total Approp	Balance Brought Forward	Balance Carry Forward	Reversion	Total Adjustments	Total Expended
Education											
College Student Aid Commission											
Iowa Skilled Worker and Job Creation Fund											
Skilled Workforce Shortage Tuition Grant	$ 5,000,000	$ 0	$ 0	$ 0	$ 0	$ 5,000,000	$ 584,913	$ -711,907	$ 0	$ -126,994	$ 4,873,006
College Student Aid Commission Total	**5,000,000**	**0**	**0**	**0**	**0**	**5,000,000**	**584,913**	**-711,907**	**0**	**-126,994**	**4,873,006**
Education, Department of											
Iowa Skilled Worker and Job Creation Fund											
ACE Infrastructure	6,000,000	0	0	0	0	6,000,000	0	0	0	0	6,000,000
Adult Literacy for the Workforce	5,500,000	0	0	0	0	5,500,000	84,835	-137,618	0	-52,783	5,447,217
Gap Tuition Assistance Fund	2,000,000	0	0	0	0	2,000,000	0	0	0	0	2,000,000
PACE and Regional Sectors	5,000,000	0	0	0	0	5,000,000	224,283	-214,622	0	9,660	5,009,660
Workbased Learning Intermediary Network	1,500,000	0	0	0	0	1,500,000	0	0	0	0	1,500,000
Workforce Prep Outcome Reporting System	200,000	0	0	0	0	200,000	6,330	-25,532	0	-19,201	180,799
Workforce Training & Economic Dev. Funds	15,100,000	0	0	0	0	15,100,000	23,223	-28,397	0	-5,175	15,094,825
Education, Department of Total	**35,300,000**	**0**	**0**	**0**	**0**	**35,300,000**	**338,671**	**-406,170**	**0**	**-67,499**	**35,232,501**
Education Total	**$ 40,300,000**	**$ 0**	**$ 0**	**$ 0**	**$ 0**	**$ 40,300,000**	**$ 923,584**	**$ -1,118,077**	**$ 0**	**$ -194,493**	**$ 40,105,507**

(Blank Page)

Schedule 1 Example

Schedule 1 shows the "decision packages" used by the Executive Branch to arrive at a department's annual budget request (dollars and FTE positions) and the Governor's recommendations for a budget unit.

STATE OF IOWA
Fiscal Year 2021 Annual Budget
SPECIAL DEPARTMENT: (420) Public Health, Department of
Budget Unit: (588K010001) Addictive Disorders
Schedule 1

Rank	Description	Funding Source	Fiscal Year 2022 Department Request	Fiscal Year 2022 Governor's Recommendations
Base	Reducing the use of tobacco, alcohol, and other drugs and treating individuals affected by addictive behaviors, including gambling.	Appropriation	25,109,380	25,109,380
		FTE	12.00	12.00
0001	Governor's recommended salary adjustment for FY2022	Salary Adju	0	19,633

Total Budget Unit Funding	Fiscal Year 2021 Estimated	Fiscal Year 2022 Department Request	Fiscal Year 2022 Governor's Recommendations
Appropriation	$ 25,110,000	$ 25,109,379	$ 25,109,379
Salary Adjustment	0	0	19,633
Total Appropriations	$ 25,110,000	$ 25,109,379	$ 25,129,012
Total FTE	12.00	12.00	12.00

Department name & budget unit number

Fiscal year

Base appropriation and FTE positions plus "decision packages"

Total appropriation and FTE positions

Budget schedules are available at: www.legis.iowa.gov/publications/fiscal/budgetSchedules.

Schedule 6 Example

Schedule 6 provides a detailed budget for all appropriated accounts or funds under the control of a department. Resources include the appropriation, the salary adjustment (if applicable), across-the-board reductions, supplemental appropriations, intrastate receipts from other agencies, receipts from local governments, and other receipts such as fees. Expenditures include all expenses related to the operating budget, such as salary, travel, contracts, etc. Expenditures also include reversions or balance brought forward.

STATE OF IOWA
Fiscal Year 2021 Annual Budget
SPECIAL DEPARTMENT: (420) Public Health, Department of
Budget Unit: (588K010001) Addictive Disorders
Schedule 6

	Fiscal Year 2020 Actual	Fiscal Year 2021 Estimated	Fiscal Year 2022 Department Request	Fiscal Year 2022 Governor's Recomm
Resources				
Appropriations				
Appropriation	$ 24,804,344	$ 25,110,000	$ 25,109,379	$ 25,109,379
Salary Adjustment	0	0	0	19,633
OCIO Rate Adjustment	0	-621	0	0
	24,804,344	25,109,379	25,109,379	25,129,012
Receipts				
Intra State Receipts	920,979	931,000	931,000	931,000
Gov Fund Type Transfers - Other A	44,542	2,000	2,000	2,000
	965,521	933,000	933,000	933,000
Total Resources	$ 25,769,865	$ 26,042,379	$ 26,042,379	$ 26,062,012
FTE	7.97	12.00	12.00	12.00
Disposition of Resources				
Personal Services-Salaries	$ 931,041	$ 1,290,111	$ 1,295,118	$ 1,314,751
Personal Travel In State	33,501	19,100	19,100	19,100
State Vehicle Operation	854	880	880	880
Depreciation	613	524	524	524
Personal Travel Out of State	12,400	13,000	13,000	13,000
Office Supplies	12,408	36,500	36,500	36,500
Professional & Scientific Supplies	0	200	200	200
Other Supplies	348	200	200	200
Printing & Binding	27,661	19,000	19,000	19,000
Drugs & Biologicals	4	1,000	1,000	1,000
Postage	5,244	4,500	4,500	4,500
Communications	18,904	17,300	17,300	17,300

Department name & budget unit number

Fiscal year

Appropriations

Budget unit receipts

FTE positions

Budget unit expenditures

Budget schedules are available at: www.legis.iowa.gov/publications/fiscal/budgetSchedules.

Grants Enterprise Management Report

The Grants Enterprise Management System (GEM$) was established by the Iowa Legislature in 2003 to simplify the grant identification and application process for State customers and to provide a unified grants management approach within State government.

The Office of Grants Enterprise Management under the DOM is required to submit a report to the Fiscal Services Division by January 31 of each year, with a listing of all grants received during the previous calendar year with a value over $1,000 and the funding entity and purpose for each grant.

The tables below are the report received by the DOM.

2021 Noncompetitive Grant Report

Report Required by Iowa Code Section 8.9

Iowa Department of Management

Source: GEM$ Database as entered by Agencies

State Agency	Title of Grant	Amount Awarded	Match Amount	MOE Required?	Funding Start Date	Funding End Date	FTEs Associated with this Grant
IPTV	CPB Education Innovation Grant	$ 193,065	$ 0	No	11/1/2019	10/31/2021	0
IPTV	Community Service Grant	2,473,810	0	No	10/1/2019	9/30/2021	0
IPTV	Distance Service Grant	244,750	0	No	10/1/2019	9/30/2021	0
IPTV	Universal Service Support Grant	54,060	0	No	10/1/2019	9/30/2021	0

2021 Competitive Grant Report
Report Required by Iowa Code Section 8.9
Iowa Department of Management
Source: GEM$ Database as entered by Agencies

State Agency	Title of Application	Amount Awarded	Actual Match	MOE Required?	Funding Start Date	Funding End Date	FTEs Associated with Grant
IPTV	Iowa Environmental Science Phenomena & Teacher Cohort	$ 36,219	No	No	7/8/2019	12/31/2020	0
IPTV	Becoming Helen Keller	20,000	No	No	9/15/2020	12/31/2020	0
IPTV	PBS Brand Refresh for the Digital Age	10,000	No	No	11/1/2019	11/1/2020	0
IPTV	Coming Home: Connecting to Community	50,000	No	No	2/15/2020	10/31/2020	0

Appendix E – Fee Project

Analysis of the Governor's Budget Recommendations

The Fee Project acts as reference guide to fees charged by departments and agencies. The information reflects FY 2019 and FY 2020 and, when possible, includes the number of persons who paid each fee and the amount of revenue generated by each fee. The information is reported by State agencies as of December 2020. The Fee Project workbooks for each subcommittee are available on each respective subcommittee webpage at the links listed below. Hard copies of these reports are available from the Fiscal Services Division upon request.

Administration and Regulation — www.legis.iowa.gov/docs/publications/FEES/1208653.xlsx

Agriculture and Natural Resources — www.legis.iowa.gov/docs/publications/FEES/1208654.xlsx

Economic Development — www.legis.iowa.gov/docs/publications/FEES/1208517.xlsx

Education — www.legis.iowa.gov/docs/publications/FEES/1208655.xlsx

Human Services — www.legis.iowa.gov/docs/publications/FEES/1208652.xlsx

Justice System — www.legis.iowa.gov/docs/publications/FEES/1208656.xlsx

Transportation — www.legis.iowa.gov/docs/publications/FEES/1208518.xlsx

Appendix F – Historical Education Appropriations FY 2001 - FY 2022

This appendix contains a spreadsheet comparing historical annual education appropriations to the Governor's recommendations for FY 2022.

Education
General Fund

	Actual FY 2001 (1)	Actual FY 2011 (2)	Actual FY 2017 (3)	Actual 2018 (4)	Actual FY 2019 (5)	Actual FY 2020 (6)	Estimated FY 2021 (7)	Gov Rec FY 2022 (8)	Gov Rec vs. FY 2001 (9)	Gov Rec vs. FY 2011 (10)	Gov Rec vs. Est FY 2021 (11)
Blind, Department for the											
Department for the Blind											
Department for the Blind	$ 1,826,993	$ 1,814,950	$ 2,273,837	$ 2,167,622	$ 2,167,622	$ 2,252,001	$ 2,252,001	$ 2,780,724	$ 953,731	$ 965,774	$ 528,723
Audio Information Services	15,000	0	52,000	0	0	0	0	0	-15,000	0	0
Iowa Radio Reading Information	15,000	0	0	0	0	0	0	0	-15,000	0	0
Total Blind, Department for the	$ 1,856,993	$ 1,814,950	$ 2,325,837	$ 2,167,622	$ 2,167,622	$ 2,252,001	$ 2,252,001	$ 2,780,724	$ 923,731	$ 965,774	$ 528,723
College Student Aid Commission											
College Student Aid Comm.											
College Student Aid Commission	$ 337,534	$ 249,897	$ 431,896	$ 429,279	$ 429,279	$ 429,279	$ 429,279	$ 429,279	$ 91,745	$ 179,382	$ 0
Future Ready Iowa Administration	0	0	0	0	0	130,254	162,254	162,254	162,254	162,254	0
DMU Health Care Prof Recruitment	0	0	400,973	400,973	400,973	400,973	400,973	400,973	400,973	400,973	0
National Guard Service Scholarship	1,250,000	3,186,233	2,100,000	3,100,000	4,700,000	4,700,000	4,700,000	4,700,000	3,450,000	1,513,767	0
All Iowa Opportunity Scholarship	0	2,403,949	2,840,854	2,840,854	2,840,854	3,000,000	3,000,000	3,000,000	3,000,000	596,051	0
Teacher Shortage Loan Forgiveness	525,000	421,016	392,452	105,828	105,828	0	0	0	-525,000	-421,016	0
Teach Iowa Scholars	0	0	400,000	400,000	400,000	400,000	400,000	400,000	400,000	400,000	0
Rural Primary Care Loan Repayment	0	0	1,209,016	1,124,502	1,124,502	1,424,502	1,424,502	1,424,502	1,424,502	1,424,502	0
Health Care Loan Repayment Program	0	0	0	200,000	200,000	250,000	250,000	250,000	250,000	250,000	0
Future Ready Iowa Last-Dollar Scholarship	0	0	0	0	0	13,004,744	13,004,744	23,004,744	23,004,744	23,004,744	10,000,000
College Work Study	2,750,000	0	0	0	0	0	0	0	-2,750,000	0	0
Tuition Grant Program - Standing	48,830,075	44,013,448	48,939,681	46,630,951	46,586,158	47,703,463	47,703,463	48,896,050	65,975	4,882,602	1,192,587
Tuition Grant - For-Profit	0	4,650,487	1,975,000	1,375,086	372,863	426,220	426,220	436,876	436,876	-4,213,611	10,656
Vocational-Technical Tuition Grant	2,482,400	2,413,959	2,250,185	1,750,185	1,750,185	1,750,185	1,750,185	1,750,185	-732,215	-663,774	0
Rural Veterinarian Loan Repayment Program	0	0	0	0	0	0	300,000	300,000	300,000	300,000	0
Barber & Cosmetology Tuition Grant Program	0	39,626	36,938	0	0	0	0	0	0	-39,626	0
All Iowa Opportunity Foster Care Grant	0	594,383	454,057	0	0	0	0	0	0	-594,383	0
Iowa Grants	1,144,850	848,761	0	0	0	0	0	0	-1,144,850	-848,761	0
Nurse & Nurse Educator Loan Forgiveness	0	86,736	80,852	0	0	0	0	0	0	-86,736	0
Rural Nurse/PA Loan Repayment	0	0	84,806	0	0	0	0	0	0	0	0
DSM University - Osteopathic Loans	254,260	79,251	0	0	0	0	0	0	-254,260	-79,251	0
DSM University - Physician Recruit.	395,000	270,448	0	0	0	0	0	0	-395,000	-270,448	0
Scholarship Program-Standing	498,540	0	0	0	0	0	0	0	-498,540	0	0
Ace Opportunity Grants	250,000	0	0	0	0	0	0	0	-250,000	0	0
Chiropractic Forgivable Loans	100,000	0	0	0	0	0	0	0	-100,000	0	0
Total College Student Aid Commission	$ 58,817,659	$ 59,258,194	$ 61,596,710	$ 58,357,658	$ 58,910,642	$ 73,619,620	$ 73,951,620	$ 85,154,863	$ 26,337,204	$ 25,896,669	$ 11,203,243
Education, Department of											
Education, Dept. of											
Administration	$ 6,056,580	$ 6,344,236	$ 5,964,047	$ 5,949,047	$ 5,949,047	$ 5,975,526	$ 5,975,526	$ 5,975,526	$ -81,054	$ -368,710	$ 0
State Library	3,172,038	1,297,658	2,530,063	2,510,063	2,530,063	2,532,594	2,532,594	2,532,594	-639,444	1,234,936	0
State Library - Enrich Iowa	1,000,000	1,796,081	2,477,694	2,464,823	2,464,823	2,464,823	2,464,823	2,464,823	1,464,823	668,742	0
Child Development	12,560,000	11,493,891	12,133,464	10,524,389	10,396,361	8,848,526	10,524,389	10,524,389	-2,035,611	-969,502	0
ECI General Aid (SRG)	15,600,000	5,729,907	5,180,009	22,108,996	22,162,799	22,662,799	22,662,799	22,662,799	7,062,799	16,932,892	0
Special Ed. Services Birth to 3	0	1,721,400	1,721,400	1,721,400	1,721,400	1,721,400	1,721,400	1,721,400	1,721,400	0	0
Early Head Start Projects	0	0	600,000	574,500	574,500	574,500	574,500	574,500	574,500	574,500	0
Early Lit - Early Warning System	0	0	1,915,000	1,910,351	1,915,000	1,915,000	1,915,000	1,915,000	1,915,000	1,915,000	0
Early Lit - Iowa Reading Research Center	0	0	962,500	955,176	1,300,176	1,300,176	1,300,176	1,300,176	1,300,176	1,300,176	0
Early Lit - Successful Progression	0	0	8,000,000	7,824,782	7,824,782	7,824,782	7,824,782	7,824,782	7,824,782	7,824,782	0
Attendance Center/Website & Data System	0	0	237,500	249,392	250,000	250,000	250,000	250,000	250,000	250,000	0
Best Buddies Iowa	0	0	0	0	0	25,000	25,000	25,000	25,000	25,000	0
Career Technical Education Administration	0	0	598,197	598,197	598,197	598,197	598,197	598,197	598,197	598,197	0
Career Technical Education Secondary	0	0	2,630,134	2,630,134	2,630,134	2,952,459	2,952,459	2,952,459	2,952,459	2,952,459	0
Children's Mental Health Training	0	0	0	0	0	2,100,000	2,100,000	2,100,000	2,100,000	2,100,000	0
Computer Science PD Incentive Fund	0	0	0	0	500,000	500,000	500,000	500,000	500,000	500,000	0
School Food Service	2,716,859	2,121,058	2,176,797	2,176,797	2,176,797	2,176,797	2,176,797	2,176,797	-540,062	55,739	0
Jobs for America's Grads	333,000	0	700,000	666,188	1,666,188	2,666,188	2,666,188	3,666,188	3,333,188	3,666,188	1,000,000
Nonpublic Textbook Services	650,000	600,987	650,214	648,636	652,000	652,000	652,000	652,000	2,000	51,013	0
Online State Job Posting System	0	0	230,000	229,175	230,000	230,000	230,000	230,000	230,000	230,000	0
Statewide Student Assessment	0	0	0	0	2,700,000	3,000,000	3,000,000	3,000,000	3,000,000	3,000,000	0
Student Achievement/Teacher Quality	0	6,817,433	55,184,351	2,915,467	2,965,467	2,965,467	2,965,467	2,965,467	2,965,467	-3,851,966	0
Work-Based Learning Clearinghouse	0	0	0	0	250,000	300,000	300,000	300,000	300,000	300,000	0
Midwestern Higher Education Compact	0	39,000	100,000	115,000	115,000	115,000	115,000	115,000	115,000	76,000	0
Adult Education and Literacy Programs	0	0	0	0	0	500,000	500,000	500,000	500,000	500,000	0
Community Colleges General Aid	147,577,403	0	199,540,605	200,690,889	202,690,889	208,690,889	208,690,889	213,908,161	66,330,758	213,908,161	5,217,272
Nonpublic Concurrent Enrollment	0	0	0	0	0	1,000,000	1,000,000	1,000,000	1,000,000	1,000,000	0

Education
General Fund

	Actual FY 2001	Actual FY 2011	Actual FY 2017	Actual 2018	Actual FY 2019	Actual FY 2020	Estimated FY 2021	Gov Rec FY 2022	Gov Rec vs. FY 2001	Gov Rec vs. FY 2011	Gov Rec vs. Est FY 2021
	(1)	(2)	(3)	(4)	(5)	(6)	(7)	(8)	(9)	(10)	(11)
Summer Joint Enrollment Program	0	0	0	0	600,000	600,000	600,000	600,000	600,000	600,000	0
Education Savings Account and School Choice	0	0	0	0	0	0	0	3,000,000	3,000,000	3,000,000	3,000,000
Classroom Environment Professional Dev.	0	0	0	0	0	0	0	500,000	500,000	500,000	500,000
Therapeutic Classroom Incentive Fund	0	0	0	0	0	0	0	1,582,650	1,582,650	1,582,650	1,582,650
Therapeutic Classroom Transportation	0	0	0	0	0	0	0	500,000	500,000	500,000	500,000
Iowa Learning Online Initiative	0	0	0	0	0	0	0	0	0	0	0
Statewide Education Data Warehouse - GF	0	0	0	0	0	0	0	0	0	0	0
Administrator Mentoring	0	195,157	0	0	0	0	0	0	0	-195,157	0
Regional Telecommunications Councils	0	0	992,913	0	0	0	0	0	0	0	0
ECI Preschool Tuition Assistance (SRG)	0	7,583,912	5,225,294	0	0	0	0	0	0	-7,583,912	0
ECI Family Support and Parent Ed (SRG)	0	13,153,653	11,900,768	0	0	0	0	0	0	-13,153,653	0
Administrator Mentoring/Coaching Support	0	0	289,441	0	0	0	0	0	0	0	0
English Language Literacy Grant Program	0	0	481,250	0	0	0	0	0	0	0	0
Area Education Agency Support System	0	0	1,000,000	0	0	0	0	0	0	0	0
Area Education Agency Distribution	0	0	962,500	0	0	0	0	0	0	0	0
Commission and Council Support	0	0	0	0	0	0	0	0	0	0	0
Competency-Based Education	0	0	338,000	0	0	0	0	0	0	0	0
Fine Arts Teacher Mentoring Prog	0	0	25,000	0	0	0	0	0	0	0	0
Community College Salary Supplement	0	825,012	500,000	0	0	0	0	0	0	-825,012	0
State Library - Library Service Areas	1,687,000	1,078,622	0	0	0	0	0	0	-1,687,000	-1,078,622	0
Statewide Voluntary Preschool	0	12,228,767	0	0	0	0	0	0	0	-12,228,767	0
Vocational Agric. Youth Org.	94,400	0	0	0	0	0	0	0	-94,400	0	0
Core Curriculum	0	1,899,556	0	0	0	0	0	0	0	-1,899,556	0
Board of Educational Examiners	204,156	0	0	0	0	0	0	0	-204,156	0	0
Comm College - Northeast Iowa (I)	0	7,888,455	0	0	0	0	0	0	0	-7,888,455	0
Comm College - North Iowa Area (II)	0	8,408,384	0	0	0	0	0	0	0	-8,408,384	0
Comm College - Iowa Lakes (III)	0	7,736,495	0	0	0	0	0	0	0	-7,736,495	0
Comm College - Northwest (IV)	0	3,801,124	0	0	0	0	0	0	0	-3,801,124	0
Comm College - Iowa Central (V)	0	8,735,449	0	0	0	0	0	0	0	-8,735,449	0
Comm College - Iowa Valley (VI)	0	7,404,286	0	0	0	0	0	0	0	-7,404,286	0
Comm College - Hawkeye (VII)	0	11,051,482	0	0	0	0	0	0	0	-11,051,482	0
Comm College - Eastern Iowa (IX)	0	13,756,305	0	0	0	0	0	0	0	-13,756,305	0
Comm College - Kirkwood (X)	0	24,263,489	0	0	0	0	0	0	0	-24,263,489	0
Comm College - Des Moines Area (XI)	0	24,481,690	0	0	0	0	0	0	0	-24,481,690	0
Employability Skills	200,000	0	0	0	0	0	0	0	-200,000	0	0
Comm College - Western Iowa Tech (XII)	0	9,025,883	0	0	0	0	0	0	0	-9,025,883	0
Comm College - Iowa Western (XIII)	0	9,294,922	0	0	0	0	0	0	0	-9,294,922	0
Comm College - Southwestern (XIV)	0	3,860,407	0	0	0	0	0	0	0	-3,860,407	0
School to Work	210,000	0	0	0	0	0	0	0	-210,000	0	0
Teacher of The Year	75,000	0	0	0	0	0	0	0	-75,000	0	0
Comm College - Indian Hills (XV)	0	12,096,214	0	0	0	0	0	0	0	-12,096,214	0
Comm College - Southeastern (XVI)	0	6,949,647	0	0	0	0	0	0	0	-6,949,647	0
Family Resource Centers	90,000	0	0	0	0	0	0	0	-90,000	0	0
Education Innovation Fund	425,000	0	0	0	0	0	0	0	-425,000	0	0
LACES	25,000	0	0	0	0	0	0	0	-25,000	0	0
Beginning Teacher/Mentoring	775,000	0	0	0	0	0	0	0	-775,000	0	0
National Certification Stipend	1,380,000	0	0	0	0	0	0	0	-1,380,000	0	0
Americorps	121,000	0	0	0	0	0	0	0	-121,000	0	0
Vocational Education Administration	577,628	449,240	0	0	0	0	0	0	-577,628	-449,240	0
Vocational Education Secondary	3,308,850	2,590,675	0	0	0	0	0	0	-3,308,850	-2,590,675	0
ICN Part III Leases & Maintenance Network - GF	0	0	0	0	0	0	0	0	0	0	0
Education, Dept. of	$ 198,838,914	$ 236,720,477	$ 325,247,141	$ 267,463,402	$ 274,863,623	$ 285,142,123	$ 286,817,986	$ 298,617,908	$ 99,778,994	$ 61,897,431	$ 11,799,922
Vocational Rehabilitation											
Vocational Rehabilitation	$ 4,982,384	$ 4,761,426	$ 5,849,338	$ 5,571,203	$ 5,677,908	$ 5,696,328	$ 5,696,328	$ 5,996,328	$ 1,013,944	$ 1,234,902	$ 300,000
Independent Living	76,579	41,947	89,128	84,823	84,823	84,823	84,823	84,823	8,244	42,876	0
Entrepreneurs with Disabilities Program	0	156,128	145,535	138,506	138,506	138,506	138,506	138,506	138,506	-17,622	0
Independent Living Center Grant	0	43,227	90,294	86,457	86,457	86,457	86,457	86,457	86,457	43,230	0
Vocational Rehabilitation Maint. of Effort	0	0	0	106,705	0	0	0	0	0	0	0
Vocational Rehabilitation	$ 5,058,963	$ 5,002,728	$ 6,174,295	$ 5,987,694	$ 5,987,694	$ 6,006,114	$ 6,006,114	$ 6,306,114	$ 1,247,151	$ 1,303,386	$ 300,000
Iowa PBS											
Iowa PBS Operations	$ 8,181,552	$ 7,137,397	$ 7,873,846	$ 7,520,994	$ 7,689,415	$ 7,770,316	$ 7,770,316	$ 7,870,316	$ -311,236	$ 732,919	$ 100,000
Regional Telecom. Councils	2,179,718	1,065,180	0	0	0	0	0	0	-2,179,718	-1,065,180	0
Iowa PBS	$ 10,361,270	$ 8,202,577	$ 7,873,846	$ 7,520,994	$ 7,689,415	$ 7,770,316	$ 7,770,316	$ 7,870,316	$ -2,490,954	$ -332,261	$ 100,000
Total Education, Department of	$ 214,259,147	$ 249,925,782	$ 339,295,282	$ 280,972,090	$ 288,540,732	$ 298,918,553	$ 300,594,416	$ 312,794,338	$ 98,535,191	$ 62,868,556	$ 12,199,922

Education
General Fund

	Actual FY 2001 (1)	Actual FY 2011 (2)	Actual FY 2017 (3)	Actual 2018 (4)	Actual FY 2019 (5)	Actual FY 2020 (6)	Estimated FY 2021 (7)	Gov Rec FY 2022 (8)	Gov Rec vs. FY 2001 (9)	Gov Rec vs. FY 2011 (10)	Gov Rec vs. Est FY 2021 (11)
Regents, Board of											
Regents, Board of											
Regents Board Office	$ 1,321,335	$ 1,105,123	$ 794,714	$ 775,655	$ 775,655	$ 775,655	$ 764,642	$ 764,642	$ -556,693	$ -340,481	$ 0
BOR - Regents Resource Centers	0	0	0	272,161	272,161	272,161	268,297	268,297	268,297	268,297	0
GRA - SW Iowa Regents Resource Ctr	117,546	90,766	182,734	0	0	0	0	0	-117,546	-90,766	0
GRA - NW Iowa Regents Resource Ctr	85,936	69,110	96,114	0	0	0	0	0	-85,936	-69,110	0
GRA - Quad Cities Graduate Center	175,686	134,665	5,000	0	0	0	0	0	-175,686	-134,665	0
IPR - Iowa Public Radio	0	406,318	391,568	350,648	350,648	350,648	345,669	345,669	345,669	-60,649	0
University of Iowa - General	255,836,163	217,638,034	222,985,505	211,560,793	214,710,793	218,710,793	215,605,480	215,605,480	-40,230,683	-2,032,554	0
UI - Oakdale Campus	3,207,848	2,268,925	2,186,558	2,134,120	2,134,120	2,134,120	2,103,819	2,103,819	-1,104,029	-165,106	0
UI - Hygienic Laboratory	4,203,122	3,669,943	4,402,615	4,297,032	4,297,032	4,822,610	4,822,610	4,822,610	619,488	1,152,667	0
UI - Family Practice Program	2,460,405	1,855,628	1,788,265	1,745,379	1,745,379	1,745,379	1,720,598	1,720,598	-739,807	-135,030	0
UI - Specialized Children Health Services	689,890	684,297	659,456	643,641	643,641	643,641	634,502	634,502	-55,388	-49,795	0
UI - Iowa Cancer Registry	217,012	154,666	149,051	145,476	145,476	145,476	143,410	143,410	-73,602	-11,256	0
UI - Substance Abuse Consortium	77,286	57,621	55,529	54,197	54,197	54,197	53,427	53,427	-23,859	-4,194	0
UI - Biocatalysis	1,084,871	750,990	723,727	706,371	706,371	706,371	696,342	696,342	-388,529	-54,648	0
UI - Primary Health Care	916,974	673,375	648,930	633,367	633,367	633,367	624,374	624,374	-292,600	-49,001	0
UI - Iowa Birth Defects Registry	53,266	39,730	38,288	37,370	37,370	37,370	36,839	36,839	-16,427	-2,891	0
UI - Iowa Nonprofit Resource Center	0	168,662	162,539	158,641	158,641	158,641	156,389	156,389	156,389	-12,273	0
UI - IA Online Advanced Placement Acad.	0	0	481,849	470,293	470,293	470,293	463,616	463,616	463,616	463,616	0
UI - Iowa Flood Center	0	0	1,500,000	1,171,222	1,171,222	1,171,222	1,154,593	1,154,593	1,154,593	1,154,593	0
Iowa State University - General	202,542,309	170,536,017	175,409,852	167,474,125	170,624,125	174,624,125	172,144,766	172,144,766	-30,397,543	1,608,749	0
ISU - Agricultural Experiment Station	37,029,596	29,170,840	29,886,877	29,886,877	29,886,877	29,886,877	29,462,535	29,462,535	-7,567,061	291,695	0
ISU - Cooperative Extension	23,386,276	18,612,391	18,266,722	18,266,722	18,266,722	18,266,722	18,007,366	18,007,366	-5,378,910	-605,025	0
ISU - Leopold Center	579,843	412,388	397,417	0	0	0	0	0	-579,843	-412,388	0
ISU - Livestock Disease Research	279,773	179,356	172,844	172,844	172,844	0	0	0	-279,773	-179,356	0
University of Northern Iowa - General	90,643,431	77,549,809	94,535,232	93,712,362	95,712,362	99,712,362	98,296,620	98,296,620	7,653,189	20,746,811	0
UNI - Recycling and Reuse Center	251,754	181,858	175,256	175,256	175,256	175,256	172,768	172,768	-78,986	-9,090	0
UNI - Math & Science Collaborative	0	1,800,000	5,200,000	5,446,375	5,446,375	6,446,375	6,354,848	6,354,848	6,354,848	4,554,848	0
UNI - Real Estate Education Program	0	130,022	125,302	125,302	125,302	125,302	123,523	123,523	123,523	-6,499	0
Iowa School for the Deaf	8,178,008	8,679,964	9,723,215	9,897,351	9,996,325	10,299,287	10,536,171	10,536,171	2,358,163	1,856,207	0
Ed Services for Blind & Visually Impaired	4,568,379	4,917,361	4,053,893	4,126,495	4,167,759	4,334,759	4,434,459	4,434,459	-133,920	-482,902	0
BOR - Restoration and Increase	0	0	0	0	0	0	0	15,000,000	15,000,000	15,000,000	15,000,000
Deaf/Blind - Tuition and Transportation	16,941	12,206	11,763	0	0	0	0	0	-16,941	-12,206	0
Deaf/Blind - Licensed Classroom Teachers	0	85,140	82,049	0	0	0	0	0	0	-85,140	0
UI - Center for Disabilities & Development	7,487,966	0	0	0	0	0	0	0	-7,487,966	0	0
UI - Ag Health & Safety	284,452	0	0	0	0	0	0	0	-284,452	0	0
University Hospitals	33,040,152	0	0	0	0	0	0	0	-33,040,152	0	0
BOR - Tuition Replacement - Bonding	28,174,854	0	0	0	0	0	0	0	-28,174,854	0	0
Johne's Disease	100,000	0	0	0	0	0	0	0	-100,000	0	0
Total Regents, Board of	$ 707,011,074	$ 542,035,205	$ 575,292,864	$ 554,440,075	$ 562,880,313	$ 576,703,009	$ 569,127,663	$ 584,127,663	$ -122,883,411	$ 42,092,458	$ 15,000,000
Total Education	$ 981,944,873	$ 853,034,131	$ 978,510,693	$ 895,937,445	$ 912,499,310	$ 951,493,183	$ 945,925,700	$ 984,857,588	$ 2,912,715	$ 131,823,457	$ 38,931,888

Appendix G – Federal Funds Match and Maintenance-of-Effort Requirements

Analysis of the Governor's Budget Recommendations

This appendix provides information on match and maintenance-of-effort requirements for State appropriations that are tied to federal funds.

Education

General Fund Match and Maintenance-of-Effort Requirements

	Actual FY 2020	Estimated FY 2021	Gov Rec FY 2022	Gov Rec FY 2022 vs. Est FY 2021	Federal Funds Information	Notes
Department for the Blind	$ 2,252,001	$ 2,252,001	$ 2,780,724	$ 528,723	A portion of this funding matches federal Vocational Rehabilitation (VR) funding at a ratio of 21/79 and is subject to a Maintenance-of-Effort (MOE) requirement that the State spend an amount equal to or greater than the second previous year. The remainder of this funding matches Independent Living (IL) federal funds at a ratio of 10/90 with no MOE.	For FFY 2021, the Department is receiving $372,357 in IL funding that requires a State match of $41,379. The Department consistently spends more than required ($796,804 in FY 2020) in order to meet demand for IL services. The Department is receiving $6,749,709 in VR funding for FFY 2021, requiring a State match of $1,826,795. (These are estimates only pending U.S. Congressional budget approval).
Department of Education						
Career Technical Ed Administration	$ 598,197	$ 598,197	$ 598,197	$ 0	These funds are part of the State's receipt of federal Perkins funding. The State must expend as much from nonfederal sources for State administration as it did the preceding year. These State funds are used for administration and are also part of the overall maintenance calculation used to determine whether the State has met its MOE obligations.	
Career Technical Ed Secondary	2,952,459	2,952,459	2,952,459	0	To fulfill MOE requirements, the State must spend an amount equal to or greater than the amount spent in the previous year per student or in the aggregate. Failure to meet MOE requirements for this appropriation may jeopardize all Perkins funding statewide.	Statewide federal Perkins funding is expected to increase from $12,665,286 to estimated $12,870,067 for FY 2019 and FY 2020.
Food Service	2,176,797	2,176,797	2,176,797	0	The federal government determines how much funding the State is eligible for in the coming year based on past usage, and then determines the amount of State match required. The State appropriation provides approximately two-thirds of the federal MOE requirement. The remainder of the MOE requirement is provided by public and nonprofit private residential child care institutions that participate in the National School Lunch Program. Reductions in State funding for this appropriation may result in lower meal reimbursement rates to schools.	For FY 2020, $3,245,878 in State funding generates $210,558,407 in federal funding.
Special Ed. Services Birth to 3	1,721,400	1,721,400	1,721,400	0	This appropriation funds the State’s early childhood special education services under the federal Individuals with Disabilities Education Act (IDEA). The appropriation of $1,721,400 must stay static to satisfy the maintenance of state financial support requirement. Any reduction in State funding for this program could result in the loss of all federal funds for early childhood special education.	

Education

General Fund Match and Maintenance-of-Effort Requirements

	Actual FY 2020	Estimated FY 2021	Gov Rec FY 2022	Gov Rec FY 2022 vs. Est FY 2021	Federal Funds Information	Notes
Early Head Start Projects	574,500	574,500	574,500	0	Early Head Start is supported with federal funds. Grantees of federal Early Head Start funding must match 25.00% of the funds received with local and State (nonfederal) sources.	
State Library	2,532,594	2,532,594	2,532,594	0	This funding serves to meet State match requirements and MOE on federal funds. Both match and MOE include the appropriations for the State Library and the Enrich Iowa Program; the match may also include any local or private funds used to support programming. The MOE is based on a three-year rolling average of funding.	Federal funding from FFY 2018, 2019, and 2020 was $1,873,979, $1,816,284, and $1,996,489 respectively, for a three-year average of $1,895,584.
Vocational Rehabilitation	$ 5,696,328	$ 5,696,328	$ 5,996,328	$ 300,000	Matches federal VR funding at a ratio of 21/79 and is subject to an MOE requirement that the State spend an amount equal to or greater than the second previous year. For FFY 2019, the Iowa Vocational Rehabilitation Services (IVRS) was able to match all available federal funds and there was no MOE deficit.	For FFY 2021, the IVRS was short approximately $600,000 which would have drawn down an additional $2.2 million in available federal funds. A similar amount is anticipated for FFY 2022.
Independent Living	84,823	84,823	84,823	0	The IVRS uses each $1 in State appropriations and in-kind resources for IL to match $9 in federal funds (10/90 ratio).	
Iowa PBS	$ 7,770,316	$ 7,770,316	$ 7,870,316	$ 100,000	Iowa PBS receives federal funding from the Corporation for Public Broadcasting (CPB) as well as from other grants. The amounts to be received for the grant period ending September 30, 2021, will be $2,527,870 for the Community Service Grant (CSG) and $244,750 for the Distance Service Grant (DSG).	
Total Education, Dept. of	$ 24,107,414	$ 24,107,414	$ 24,507,414	$ 400,000		
Grand Total Federally Matched State Appropriations	**$ 26,359,415**	**$ 26,359,415**	**$ 27,288,138**	**$ 928,723**		

Appendix H – Student Achievement and Teacher Quality

This appendix contains the following document: Student Achievement and Teacher Quality — Estimated FY 2022 Allocation.

Student Achievement and Teacher Quality Program
Allocations of the Annual Appropriation

	FY 2016	FY 2017	FY 2018	FY 2019	FY 2020	Est FY 2021	Gov's Rec FY 2022	Gov's Rec FY 2022 vs Est FY 2021
National Board Certification	$ 761,250	$ 761,250	$ 423,250	$ 423,250	$ 423,250	$ 423,250	$ 423,250	$ 0
Ambassador to Education	85,000	85,000	85,000	85,000	85,000	85,000	85,000	0
Mentoring and Induction	4,021,875	4,021,875	0	0	0	0	0	0
Career Dev/Evaluator Training	786,816	786,816	703,216	728,216	728,216	728,216	728,216	0
Teacher Dev Academies	1,136,410	1,136,410	1,052,810	1,077,810	1,077,810	1,077,810	1,077,810	0
Fine Arts Beginning Teacher Mentoring	0	0	25,000	25,000	25,000	25,000	25,000	0
Teacher Leadership Grants and Aid	49,973,809	49,973,809	0	0	0	0	0	0
Teacher Leadership Technical Assistance	626,191	626,191	626,191	626,191	626,191	626,191	626,191	0
Totals	$ 57,391,351	$ 57,391,351	$ 2,915,467	$ 2,965,467	$ 2,965,467	$ 2,965,467	$ 2,965,467	$ 0

Note:
FY 2022 Governor's allocations are estimated by the Legislative Services Agency. The Governor's budget does not specify allocations of the appropriation.

Appendix I – Early Childhood Iowa

Analysis of the Governor's Budget Recommendations

This appendix contains the following document: Early Childhood Iowa — Estimated Allocation of the FY 2022 Governor's Recommendation.

Early Childhood Iowa Allocations

Early Childhood Iowa Area	FY 2021 Allocation	Est. FY 2022 Allocation	Est. FY 2022 vs. FY 2021	Percent Change
Adair, Dallas, Madison, Warren	$ 880,209	$ 884,205	$ 3,996	0.5%
Adams, Ringgold, Taylor, Union	336,610	335,653	-957	-0.3%
Allamakee, Clayton, Howard, Winneshiek	458,687	470,894	12,207	2.7%
Appanoose, Davis, Lucas, Monroe	421,259	425,061	3,802	0.9%
Audubon, Carroll, Greene, Guthrie	425,798	427,148	1,350	0.3%
Benton, Tama	321,230	320,867	-363	-0.1%
Black Hawk	800,994	798,573	-2,421	-0.3%
Boone, Story	573,870	571,450	-2,420	-0.4%
Bremer, Butler, Franklin, Grundy	462,195	462,074	-121	0.0%
Buchanan, Delaware, Fayette	442,255	440,699	-1,556	-0.4%
Buena Vista, Crawford, Sac	481,176	480,865	-311	-0.1%
Calhoun, Pocahontas, Webster	462,869	461,755	-1,114	-0.2%
Cass, Mills, Montgomery	356,428	355,577	-851	-0.2%
Cedar, Jones	269,351	268,685	-666	-0.2%
Cerro Gordo, Hancock, Worth	428,827	428,148	-679	-0.2%
Cherokee, Lyon, Plymouth, Sioux	613,304	613,308	4	0.0%
Chickasaw, Floyd, Mitchell	358,793	359,585	792	0.2%
Clarke, Decatur, Wayne	323,527	322,359	-1,168	-0.4%
Clay, Dickinson, O'Brien, Osceola	455,158	453,022	-2,136	-0.5%
Clinton, Jackson	445,306	443,521	-1,785	-0.4%
Des Moines, Louisa, Henry, Washington	691,546	688,983	-2,563	-0.4%
Dubuque	529,855	527,525	-2,330	-0.4%
Emmet, Kossuth, Palo Alto, Winnebago	419,613	419,231	-382	-0.1%
Fremont, Page	218,771	220,186	1,415	0.6%
Hamilton, Humboldt, Wright	345,919	345,810	-109	0.0%
Hardin, Marshall	441,515	436,896	-4,619	-1.0%
Harrison, Monona, Shelby	321,726	322,159	433	0.1%
Ida, Woodbury	860,000	857,742	-2,258	-0.3%
Iowa, Jefferson, Keokuk	417,032	415,733	-1,299	-0.3%
Jasper, Marion, Poweshiek	580,763	581,858	1,095	0.2%
Johnson	723,611	721,988	-1,623	-0.2%
Lee, Van Buren	357,760	356,613	-1,148	-0.3%
Linn	1,150,175	1,153,308	3,133	0.3%
Mahaska, Wapello	490,373	491,945	1,572	0.3%
Muscatine	284,497	285,651	1,154	0.4%
Polk	2,787,342	2,790,855	3,513	0.1%
Pottawattamie	584,370	584,065	-305	-0.1%
Scott	960,455	959,174	-1,281	-0.1%
Total:	**$ 21,483,169**	**$ 21,483,169**	**$ 0**	**0.0%**

Notes:

1) Changes in demographics that impact the formula (0-5 population, 0-5 population below 185.00% of federal poverty level) result in varying percentage increases/decreases among the areas.

2) Assumes the administrative carve-outs in the FY 2021 General Aid appropriation will remain the same for FY 2022.

3) Assumes no change in funding to ECI for FY 2022. Any change to funding or carve-outs will change allocations.