LSA
LEGISLATIVE SERVICES AGENCY
Serving the Iowa Legislature

ANALYSIS OF THE GOVERNOR'S BUDGET RECOMMENDATIONS

FY 2022 and FY 2023

AGRICULTURE AND NATURAL RESOURCES APPROPRIATIONS SUBCOMMITTEE

JANUARY 2021

Table of Contents

Analysis of the Governor's Budget Recommendations

	Page
Subcommittee Members and Staff	1
Summary of FY 2022 Recommendations	3
Department of Agriculture and Land Stewardship	4
Department of Natural Resources	7
Board of Regents	10
Environment First Fund	12
Comparisons to Other States	13
Legislative Services Agency Publications	14
Appendices	
A – Appropriations Tracking	15
General Fund Tracking	16
Other Fund Tracking	17
Full-Time Equivalent (FTE) Position Tracking	19
B – Appropriations Activity FY 2020	21
C – Sample of Budget Schedules 1 and 6	25
Agriculture and Land Stewardship Schedule 6	27
Department of Natural Resources Schedule 6	97
Board of Regents Schedule 6	133
D – Report on Federal Grants	138
E – Fee Project	142

(Blank Page)

Agriculture and Natural Resources Subcommittee Members

Analysis of the Governor's Budget Recommendations

SENATE

Ken Rozenboom, Chairperson

Tom Shipley, Vice Chairperson

Liz Mathis, Ranking Member

Kevin Kinney

Craig Williams

HOUSE

Norlin Mommsen, Chairperson

Dennis Bush, Vice Chairperson

Sharon Steckman, Ranking Member

Christina Bohannan

Wes Breckenridge

Mark Cisneros

Chad Ingels

Phyllis Thede

John Wills

LEGISLATIVE SERVICES AGENCY

Fiscal Services Division

Rodrigo Acevedo (515.281.6764)
rodrigo.acevedo@legis.iowa.gov

Legal Services Division

Doug Adkisson (515.281.3884)
doug.adkisson@legis.iowa.gov

Timothy McDermott (515.281.8090)
timothy.mcdermott@legis.iowa.gov

(Blank Page)

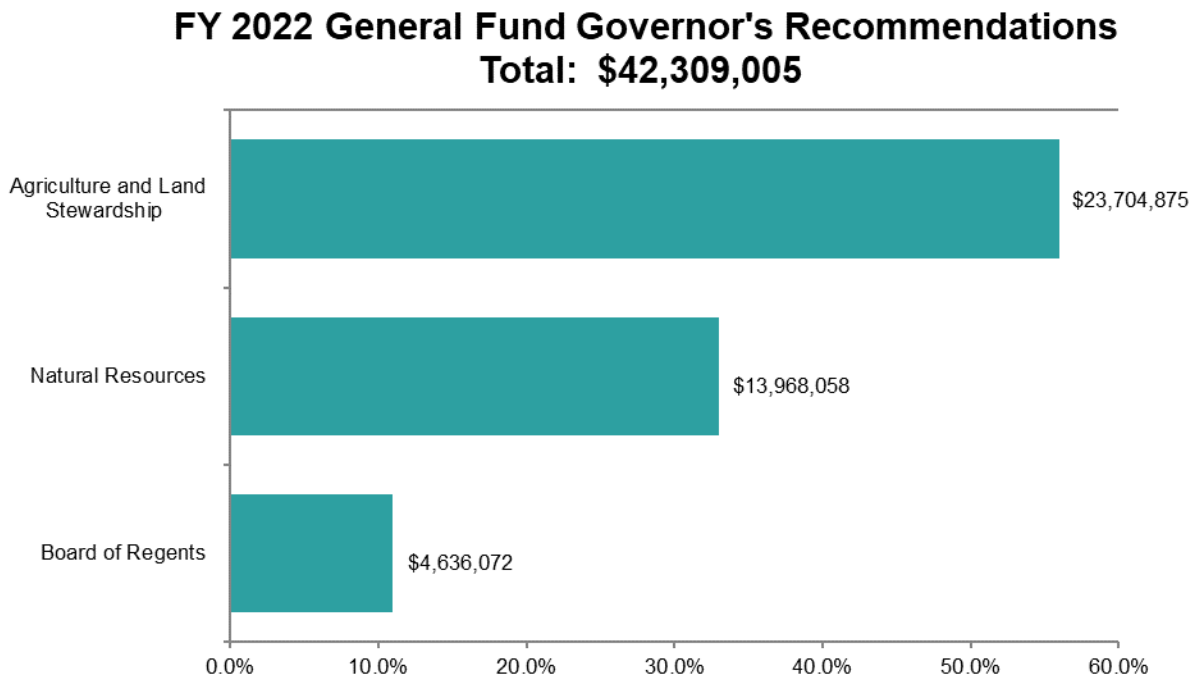
FY 2022 General Fund Governor's Recommendations
Total: $42,309,005
Agriculture and Land Stewardship
$23,704,875
Natural Resources
$13,968,058
Board of Regents
$4,636,072
0.0%
10.0%
20.0%
30.0%
40.0%
50.0%
60.0%

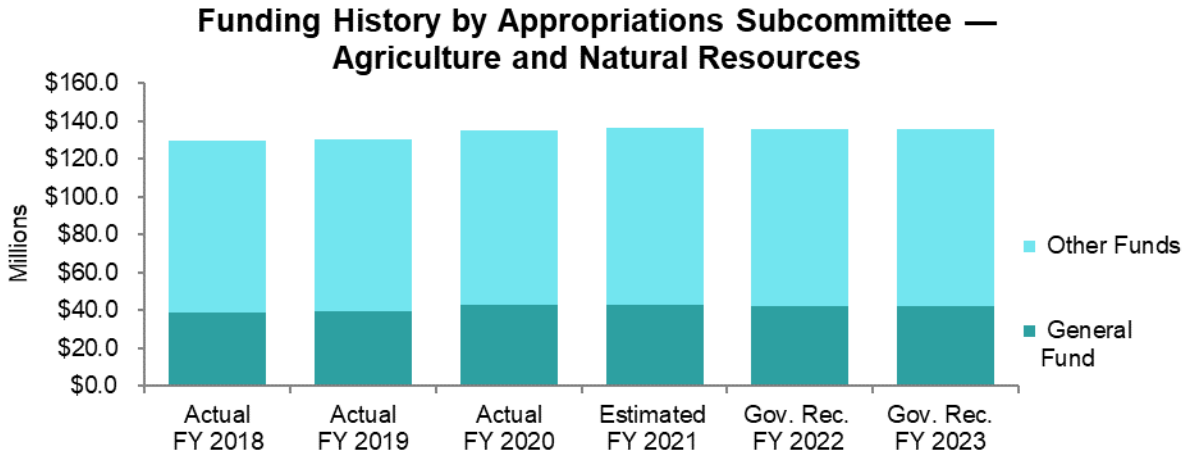
Funding History by Appropriations Subcommittee — Agriculture and Natural Resources
Millions
$160.0
$140.0
$120.0
$100.0
$80.0
$60.0
$40.0
$20.0
$0.0
Actual FY 2018
Actual FY 2019
Actual FY 2020
Estimated FY 2021
Gov. Rec. FY 2022
Gov. Rec. FY 2023
Other Funds
General Fund

DEPARTMENT OF AGRICULTURE AND LAND STEWARDSHIP

Overview and Funding History

Agency Overview: The Department of Agriculture and Land Stewardship (DALS) was created in 1923 to oversee agriculture in Iowa. Land stewardship functions were added in 1986. The Department has three operating divisions: the Consumer Protection and Industry Services Division, the Food Safety and Animal Health Division, and the Division of Soil Conservation and Water Quality.

FY 2022 Governor's Recommendations
Total: $42,060,391

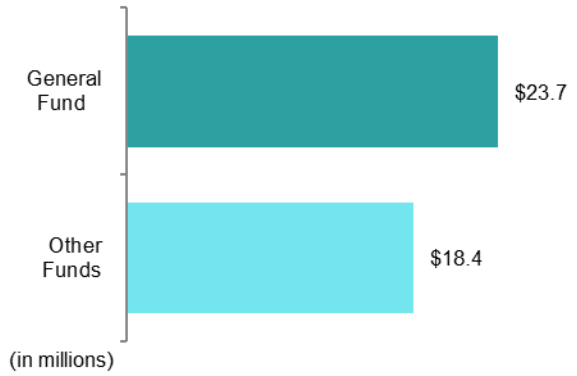

Governor's Recommendations Compared to FY 2021

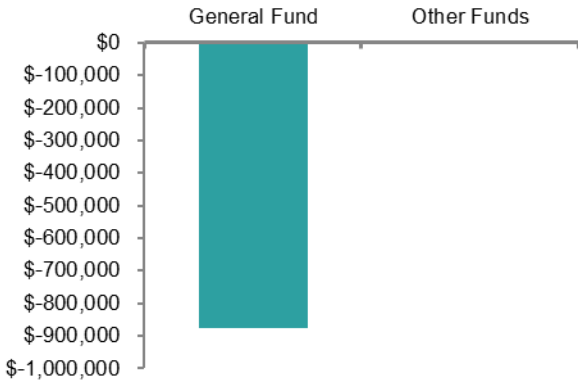

Funding History

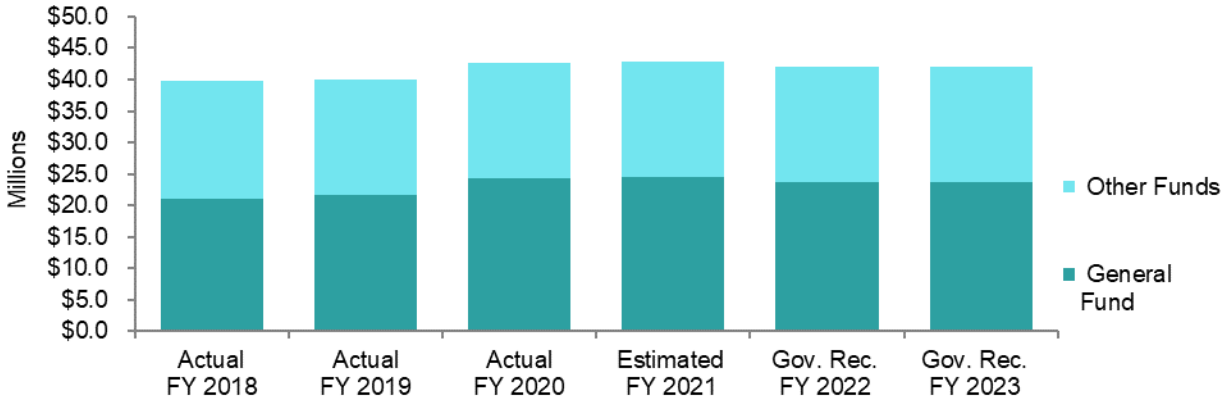

General Fund Recommendations

	Actual FY 2020 (1)	Estimated FY 2021 (2)	Gov Rec FY 2022 (3)	Gov Rec FY 22 vs Est FY 21 (4)
Agriculture and Land Stewardship, Dept of				
Agriculture and Land Stewardship				
Administrative Division	$ 18,335,679	$ 18,335,679	$ 18,335,679	$ 0
Milk Inspections	189,196	189,196	189,196	0
Local Food and Farm	75,000	75,000	75,000	0
Agricultural Education	25,000	25,000	25,000	0
Farmers with Disabilities	180,000	180,000	180,000	0
Foreign Animal Disease	500,000	500,000	1,000,000	500,000
Water Quality Initiative	3,000,000	3,000,000	3,000,000	0
Hungry Canyons Acct of Loess Hills Fund	50,000	50,000	50,000	0
Value Added Agricultural Program	0	0	500,000	500,000
GF - Ag Drainage Wells	1,875,000	1,875,000	0	-1,875,000
Grain Regulation	0	350,000	350,000	0
Total Agriculture and Land Stewardship, Dept of	$ 24,229,875	$ 24,579,875	$ 23,704,875	$ -875,000

Governor's Recommendations FY 2022 — Significant Changes

Value-Added Agricultural Program $500,000

An increase of $500,000 for a DALS-administered grant program to identify, evaluate, and support programs and services that add value to agricultural products, enable new technology, and support marketing strategies.

Foreign Animal Disease $500,000

An increase of $500,000 to provide additional biosecurity efforts and to better prepare livestock producers for future outbreaks of a foreign animal disease. The funding will support an additional emergency response coordinator, additional district veterinarians, and technology to prepare for future responses to foreign animal disease outbreaks that may occur.

Agricultural Drainage Wells $-1,875,000

A decrease of $1,875,000 for the closure of agricultural drainage wells. There are an estimated 16 drainage wells left to be closed.

Other Fund Recommendations

	Actual FY 2020 (1)	Estimated FY 2021 (2)	Gov Rec FY 2022 (3)	Gov Rec FY 22 vs Est FY 21 (4)
Agriculture and Land Stewardship, Dept of				
Agriculture and Land Stewardship				
Native Horse & Dog Prog - Unclaimed Winnings	$ 305,516	$ 305,516	$ 305,516	$ 0
Motor Fuel Inspection - RFIF	500,000	500,000	500,000	0
Conservation Reserve Enhancement - EFF	1,000,000	1,000,000	1,000,000	0
Watershed Protection Fund - EFF	900,000	900,000	900,000	0
Soil & Water Conservation - EFF	3,800,000	3,800,000	3,800,000	0
Conservation Reserve Prog - EFF	900,000	900,000	900,000	0
Cost Share - EFF	8,325,000	8,325,000	8,325,000	0
Fuel Inspection - UST	250,000	250,000	250,000	0
Water Quality Initiative EFF	2,375,000	2,375,000	2,375,000	0
Total Agriculture and Land Stewardship, Dept of	$ 18,355,516	$ 18,355,516	$ 18,355,516	$ 0

Discussion Items

Foreign Animal Disease — The Foreign Animal Disease Preparedness and Response Strategy was established in SF 510 (FY 2018 Agriculture and Natural Resources Appropriations Act). The General Fund appropriation is deposited into the Foreign Animal Disease Preparedness and Response Fund, which is administered by the DALS with input from various livestock organizations. The goal of the Strategy is to develop a practical and cost-effective plan that will be implemented to control and/or eradicate foreign animal diseases. Funding to the Foreign Animal Disease Preparedness and Response Fund began in FY 2018 with a $100,000 General Fund appropriation. *The Governor is recommending funding of $1,000,000 for FY 2022 from the General Fund. This is an increase of $500,000 compared to estimated FY 2021.*

Renewable Fuels Infrastructure Program — The Renewable Fuels Infrastructure Program provides financial assistance to owners or operators of a retail motor fuel site or a biodiesel terminal who wish to convert their equipment to dispense or store renewable fuels. The grants are reviewed and approved by the Renewable Fuels Infrastructure Board, which has 11 voting members appointed by the Governor. The DALS provides administrative support to the Board. *The Governor is recommending funding of $5,000,000 for FY 2022 from the Rebuild Iowa Infrastructure Fund for this Program. This is an increase of $2,000,000 from estimated FY 2021. This is included in the Other Funds tracking document (**Appendix B**) for the Transportation, Capitals, and Infrastructure Appropriations Subcommittee.*

Agricultural Drainage Wells Program — This Program provides cost-share funding to landowners to close agricultural drainage wells. By closing the wells and developing alternative drainage plans for fields, landowners protect drinking water aquifers. The Department was appropriated $1,875,000 for FY 2021 from the General Fund. There are 16 wells that remain open. The Program also receives funding from the Groundwater Protection Fund. *The Governor is not recommending an appropriation for the Program for FY 2022.*

Federal Coronavirus Aid, Relief, and Economic Security (CARES) Act Grant Funding — Information on grant programs and recipients within the DALS can be found on the Department's website. Among the programs are:

- Meat Processing and Development Program
- Local Produce and Protein Program
- Iowa Renewable Fuel Retail Recovery Program

Programs managed through the Iowa Economic Development Authority can be found on its website. Among those programs are:

- Iowa Beginning Farmer Debt Relief Fund
- Iowa Livestock Producer Relief Fund
- Iowa Biofuels Relief Program

DEPARTMENT OF NATURAL RESOURCES

Overview and Funding History

Agency Overview: The Department of Natural Resources (DNR) is responsible for maintaining State parks and forests, protecting the environment, and managing fish, wildlife, and land and water resources in Iowa. The Department has two operating divisions: the Environmental Services Division and the Conservation and Recreation Division.

FY 2022 Governor's Recommendations
Total: $88,202,391

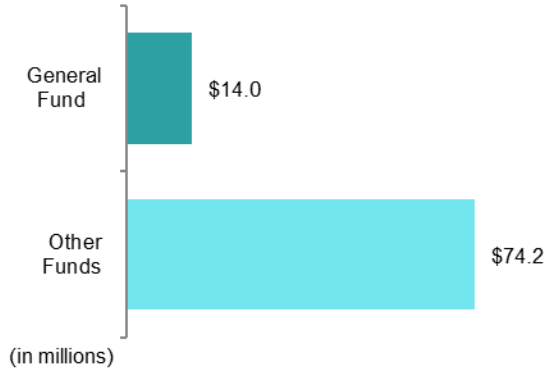

Governor's Recommendations Compared to FY 2021

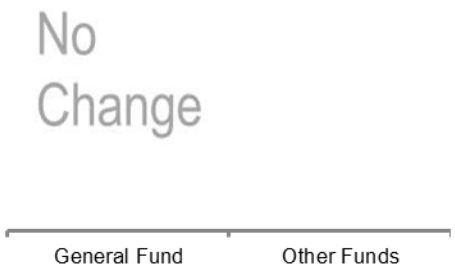

Funding History

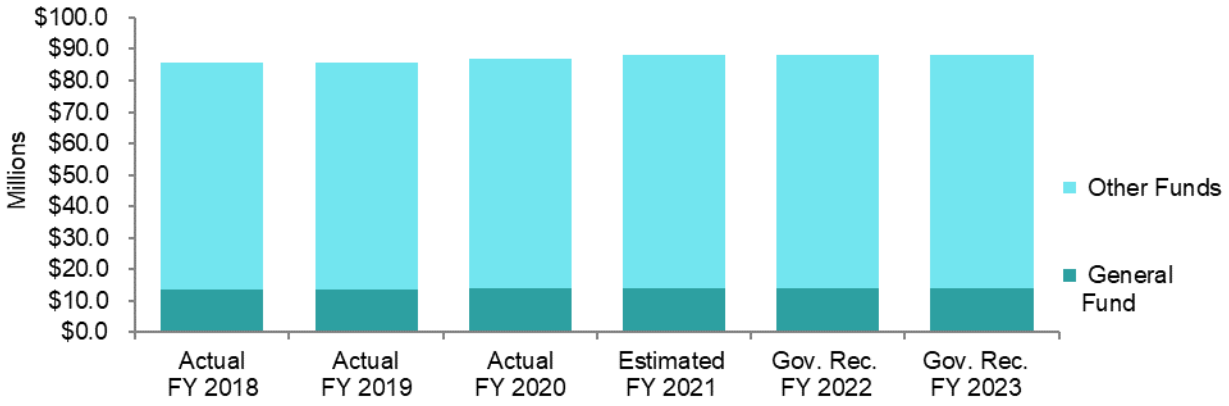

General Fund Recommendations

	Actual FY 2020 (1)	Estimated FY 2021 (2)	Gov Rec FY 2022 (3)	Gov Rec FY 22 vs Est FY 21 (4)
Natural Resources, Department of				
Natural Resources				
Natural Resources Operations	$ 11,958,058	$ 11,958,058	$ 11,958,058	$ 0
Floodplain Management Program	1,510,000	1,510,000	1,510,000	0
Forestry Health Management	500,000	500,000	500,000	0
Total Natural Resources, Department of	$ 13,968,058	$ 13,968,058	$ 13,968,058	$ 0

Other Fund Recommendations

	Actual FY 2020 (1)	Estimated FY 2021 (2)	Gov Rec FY 2022 (3)	Gov Rec FY 22 vs Est FY 21 (4)
Natural Resources, Department of				
Natural Resources				
Fish & Game - DNR Admin Expenses	$ 45,091,595	$ 46,273,501	$ 46,273,501	$ 0
GWF - Storage Tanks Study	100,303	100,303	100,303	0
GWF - Household Hazardous Waste	447,324	447,324	447,324	0
GWF - Well Testing Admin 2%	62,461	62,461	62,461	0
GWF - Groundwater Monitoring	1,686,751	1,686,751	1,686,751	0
GWF - Landfill Alternatives	618,993	618,993	618,993	0
GWF - Waste Reduction and Assistance	192,500	192,500	192,500	0
GWF - Solid Waste Alternatives	50,000	50,000	50,000	0
GWF - Geographic Information System	297,500	297,500	297,500	0
Snowmobile Registration Fees	100,000	100,000	100,000	0
Administration Match - UST	200,000	200,000	200,000	0
Technical Tank Review - UST	200,000	200,000	200,000	0
Park Operations & Maintenance - EFF	6,235,000	6,235,000	6,235,000	0
GIS Information for Watershed - EFF	195,000	195,000	195,000	0
Water Quality Monitoring - EFF	2,955,000	2,955,000	2,955,000	0
Water Quality Protection - EFF	500,000	500,000	500,000	0
Animal Feeding Operations - EFF	1,320,000	1,320,000	1,320,000	0
Ambient Air Quality Monitoring - EFF	425,000	425,000	425,000	0
Floodplain Mgmt and Dam Safety - EFF	375,000	375,000	375,000	0
REAP - EFF	12,000,000	12,000,000	12,000,000	0
Total Natural Resources, Department of	$ 73,052,427	$ 74,234,333	$ 74,234,333	$ 0

Discussion Items

Parks 2020 **—** The year 2020 marked the 100th anniversary of Iowa's State parks. Due to COVID-19, many of the events were postponed or canceled. State park camping and cabins were closed or limited-access in April 2020 and were reopened by May 2020. The table below summarizes cabin and camping receipts by month (March through June) from FY 2017 through FY 2020.

Camping and Cabin Rental Receipts Comparison

Month	FY 2017	FY 2018	FY 2019	FY 2020
March	$ 338,070	$ 330,821	$ 319,416	$ 251,850
April	418,719	367,607	397,300	51,700
May	405,295	424,303	448,070	459,566
June	641,299	547,260	536,060	1,018,325
Total	**$1,803,382**	**$1,669,990**	**$1,700,847**	**$1,781,440**

Water Quality Funding **—** Funding recruiting from the passage of Senate File 512 (FY 2019 Water Quality Act) is summarized in the table below:

Water Quality Improvement Funding

Department/Program	Description	FY 2019	FY 2020	YTD FY 2021
DALS	Balance Brought Forward	$ -	$ 2,072,013	$ 7,098,317
Water Quality Infrastructure Fund	Revenue*	2,119,928	5,902,511	15,585,011
	Total Revenue	2,119,928	7,974,524	22,683,328
	Total Expenditures	47,915	876,207	2,008,839
	Balance Carried Forward	$ 2,072,013	$ 7,098,317	$20,674,489
Iowa Finance Authority				
Water Quality Financing Program	Balance Brought Forward	$ -	$ 564,663	$ 3,140,645
	Revenue	564,663	2,575,983	1,736,429
	Total Revenue	564,663	3,140,646	4,877,074
	Expenditures	-	-	-
	Balance Carried Forward	$ 564,663	$ 3,140,645	$ 4,877,074
Wastewater Treatment Program	Balance Brought Forward	$ -	$ 501,923	$ 2,014,699
	Revenue	501,923	2,289,044	1,542,486
	Total Revenue	501,923	2,790,967	3,557,185
	Expenditures	-	776,268	87
	Balance Carried Forward	$ 501,923	$ 2,014,699	$ 3,557,098

*Includes Urban Infrastructure funding of $264,908 for FY 2019 and $733,908 for FY 2020 and $577,708 for FY 2021

BOARD OF REGENTS

Overview and Funding History

Agency Overview: The Board of Regents oversees the three State universities, including Iowa State University (ISU). The ISU Veterinary Diagnostic Laboratory in Ames has historically received funding through the Agriculture and Natural Resources Appropriations Subcommittee. Beginning in FY 2014, ISU received $1,500,000 for the creation of the Iowa Nutrient Research Center, which has provided research grants related to the Iowa Nutrient Reduction Strategy. The funding source for the Iowa Nutrient Research Center was changed from the General Fund to the Groundwater Protection Fund beginning in FY 2018.

FY 2022 Governor's Recommendations
Total: $5,331,072

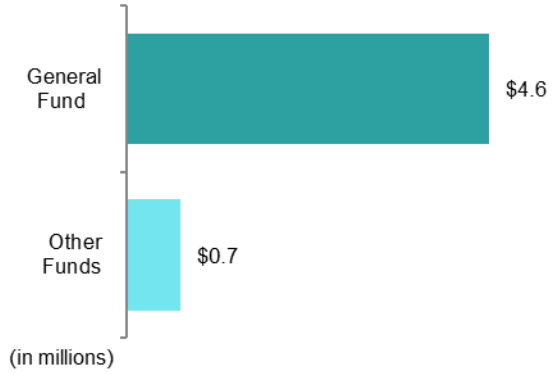

Governor's Recommendations Compared to FY 2021

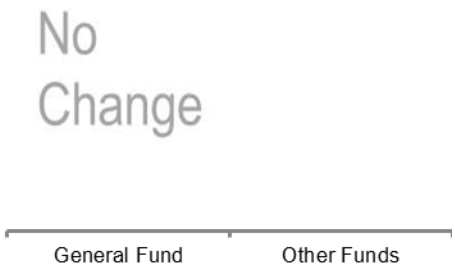

Funding History

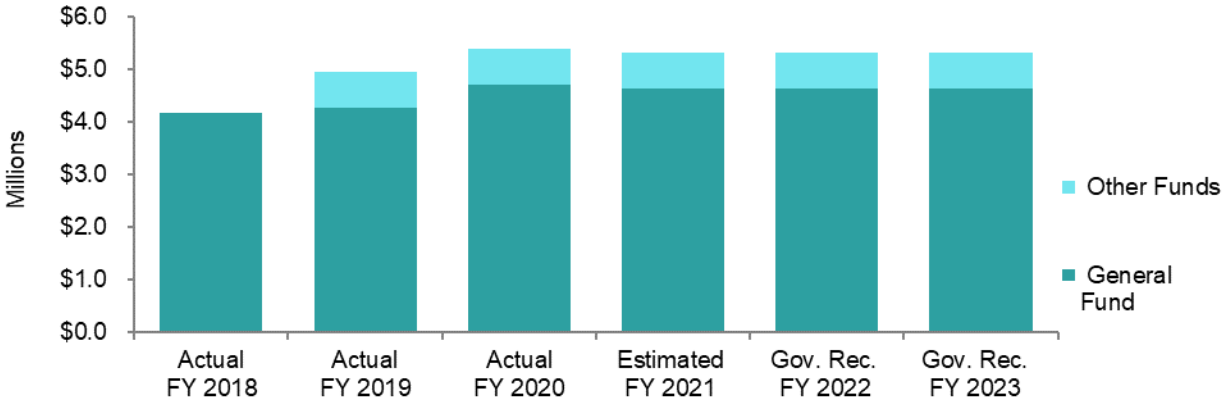

General Fund Recommendations

	Actual FY 2020 (1)	Estimated FY 2021 (2)	Gov Rec FY 2022 (3)	Gov Rec FY 22 vs Est FY 21 (4)
Regents, Board of				
Regents, Board of				
ISU - Veterinary Diagnostic Laboratory	$ 4,400,000	$ 4,337,528	$ 4,337,528	$ 0
UI - Iowa Center for Ag Safety & Health	130,000	128,154	128,154	0
ISU - Livestock Disease Research	172,844	170,390	170,390	0
Total Regents, Board of	$ 4,702,844	$ 4,636,072	$ 4,636,072	$ 0

Other Fund Recommendations

	Actual FY 2020 (1)	Estimated FY 2021 (2)	Gov Rec FY 2022 (3)	Gov Rec FY 22 vs Est FY 21 (4)
Regents, Board of				
Regents, Board of				
UI - Geological and Water Survey Oper. - EFF	$ 200,000	$ 200,000	$ 200,000	$ 0
UI - Water Resource Management - EFF	495,000	495,000	495,000	0
Total Regents, Board of	$ 695,000	$ 695,000	$ 695,000	$ 0

Discussion Items

ISU Veterinary Diagnostic Laboratory — The ISU Veterinary Diagnostic Laboratory Board selected the Weitz Company of Des Moines as the Design Builder with a groundbreaking ceremony on October 30, 2020. The new building is scheduled to be completed in spring 2024.

Iowa Nutrient Research Center — The Iowa Nutrient Research Center was created to pursue science-based approaches to evaluating the performance of current and emerging nutrient management practices, to provide recommendations on implementing the practices, and to develop new practices. Projects were approved beginning in FY 2014, and there have been more than 100 water quality projects approved.

ENVIRONMENT FIRST FUND

Overview and Funding History

The Environment First Fund (EFF) was created during the 2000 Legislative Session to provide funding for environmental programs. The Fund received a standing appropriation of $35,000,000 in FY 2001 from the Rebuild Iowa Infrastructure Fund; however, funding has varied over the years. The current standing appropriation is $42,000,000.

The Governor is recommending appropriations totaling $42,000,000 from the EFF for FY 2022 and FY 2023. This is no change in funding compared to estimated FY 2021.

Environment First Fund Recommendations

	Actual FY 2020 (1)	Estimated FY 2021 (2)	Gov Rec FY 2022 (3)	Gov Rec FY 22 vs Est FY 21 (4)
Agriculture and Land Stewardship, Dept of				
Agriculture and Land Stewardship				
Conservation Reserve Enhancement - EFF	1,000,000	1,000,000	1,000,000	0
Watershed Protection Fund - EFF	900,000	900,000	900,000	0
Soil & Water Conservation - EFF	3,800,000	3,800,000	3,800,000	0
Conservation Reserve Prog - EFF	900,000	900,000	900,000	0
Cost Share - EFF	8,325,000	8,325,000	8,325,000	0
Water Quality Initiative EFF	2,375,000	2,375,000	2,375,000	0
Total Natural Resources, Department of	$ 17,300,000	$ 17,300,000	$ 17,300,000	$ 0
Natural Resources, Department of				
Natural Resources				
Park Operations & Maintenance - EFF	6,235,000	6,235,000	6,235,000	0
GIS Information for Watershed - EFF	195,000	195,000	195,000	0
Water Quality Monitoring - EFF	2,955,000	2,955,000	2,955,000	0
Water Quality Protection - EFF	500,000	500,000	500,000	0
Animal Feeding Operations - EFF	1,320,000	1,320,000	1,320,000	0
Ambient Air Quality Monitoring - EFF	425,000	425,000	425,000	0
Floodplain Mgmt and Dam Safety - EFF	375,000	375,000	375,000	0
REAP - EFF	12,000,000	12,000,000	12,000,000	0
Total Natural Resources, Department of	$ 24,005,000	$ 24,005,000	$ 24,005,000	$ 0
Regents, Board of				
Regents, Board of				
UI - Geological and Water Survey Oper. - EFF	$ 200,000	$ 200,000	$ 200,000	$ 0
UI - Water Resource Management - EFF	495,000	495,000	495,000	0
Total Regents, Board of	$ 695,000	$ 695,000	$ 695,000	$ 0
Total Agriculture and Natural Resources	$ 42,000,000	$ 42,000,000	$ 42,000,000	$ 0

Comparison to Other States — Farm Land Values

Data gathered from the Land Values 2020 Summary Report published by the U.S. Department of Agriculture compared the average value per acre of farm real estate from 2016 to 2020. Over the five-year period, the average value per acre of farm real estate in the U.S. increased from $2,990 to $3,160 per acre (5.69%). However, in Iowa, the average value per acre decreased from $7,370 to $7,070 per acre (6.26%). The following graph provides the average value per acre and the percentage change from 2016 to 2020 for states in the Midwest.

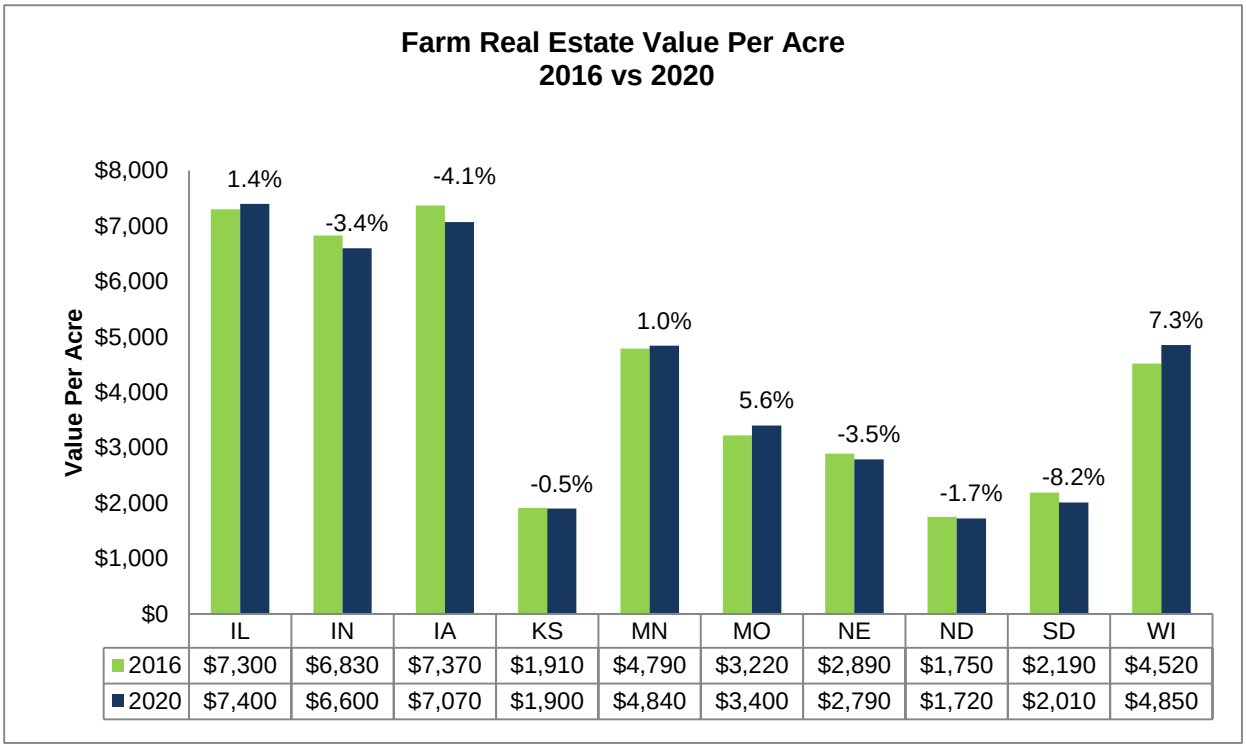

	IL	IN	IA	KS	MN	MO	NE	ND	SD	WI
2016	$7,300	$6,830	$7,370	$1,910	$4,790	$3,220	$2,890	$1,750	$2,190	$4,520
2020	$7,400	$6,600	$7,070	$1,900	$4,840	$3,400	$2,790	$1,720	$2,010	$4,850

Comparison to Other States — State Parks

According to the State Parks website, Iowa ranked seventh in the United States for the number of state parks in 2020. The following graph shows the top 10 states with the most state parks and the number of state parks in each.

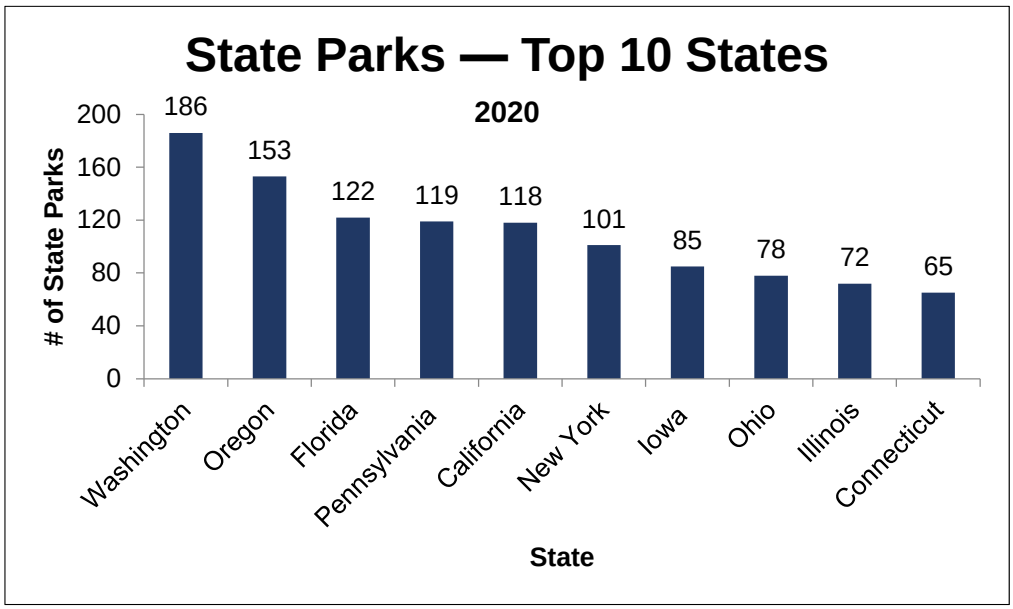

Legislative Services Agency (LSA) Publications

The following publications by the LSA are related to the Agriculture and Natural Resources Appropriations Subcommittee:

- **Issue Review:**
  Livestock Inventory Historical Trends
- **Map of the Week:**
  Farmers' Markets and Farm Stands — 2019
  Average Farmland Value Per Acre — 2019
  Average Cash Rent Per Acre of Cropland — 2018 Iowa Cash Rent Survey
  Licensed Grain Warehouses and the Grain Indemnity Fund — FY 2018
  State Park, Forest, and Recreation Area Visits — CY 2019
  Land Owned or Managed by the Iowa Department of Natural Resources (DNR) — FY 2020

Reports Required to Be Filed with General Assembly

Reports and other documents required to be filed with the General Assembly are organized by submitting department and by date and are published on this webpage.

LSA Staff Contact: Rodrigo Acevedo (515.281.6764) rodrigo.acevedo@legis.iowa.gov

Appendix A – Tracking

This Appendix contains tracking for the following:

- General Fund
- Other Funds
- Full-Time Equivalent (FTE) Positions

The Legislative Services Agency publishes ***Budget Unit Briefs*** that discuss the purpose of particular appropriations and programs. If a publication is available, it has been hyperlinked in the title of the appropriation.

Agriculture and Natural Resources

General Fund

	Actual FY 2020 (1)	Estimated FY 2021 (2)	Gov Rec FY 2022 (3)	Gov Rec FY 22 vs Est FY 21 (4)	Gov Rec Yr2 FY 2023 (5)	Gov Rec FY 23 vs Gov Rec FY 22 (6)
Agriculture and Land Stewardship, Dept of						
Agriculture and Land Stewardship						
Administrative Division	$ 18,335,679	$ 18,335,679	$ 18,335,679	$ 0	$ 18,335,679	$ 0
Milk Inspections	189,196	189,196	189,196	0	189,196	0
Local Food and Farm	75,000	75,000	75,000	0	75,000	0
Agricultural Education	25,000	25,000	25,000	0	25,000	0
Farmers with Disabilities	180,000	180,000	180,000	0	180,000	0
Foreign Animal Disease	500,000	500,000	1,000,000	500,000	1,000,000	0
Water Quality Initiative	3,000,000	3,000,000	3,000,000	0	3,000,000	0
Hungry Canyons Acct of Loess Hills Fund	50,000	50,000	50,000	0	50,000	0
Value Added Agriculture Grant Program	0	0	500,000	500,000	500,000	0
GF - Ag Drainage Wells	1,875,000	1,875,000	0	-1,875,000	0	0
Grain Regulation	0	350,000	350,000	0	350,000	0
Total Agriculture and Land Stewardship, Dept of	$ 24,229,875	$ 24,579,875	$ 23,704,875	$ -875,000	$ 23,704,875	$ 0
Natural Resources, Department of						
Natural Resources						
Natural Resources Operations	$ 11,958,058	$ 11,958,058	$ 11,958,058	$ 0	$ 11,958,058	$ 0
Floodplain Management Program	1,510,000	1,510,000	1,510,000	0	1,510,000	0
Forestry Health Management	500,000	500,000	500,000	0	500,000	0
Total Natural Resources, Department of	$ 13,968,058	$ 13,968,058	$ 13,968,058	$ 0	$ 13,968,058	$ 0
Regents, Board of						
Regents, Board of						
ISU - Veterinary Diagnostic Laboratory	$ 4,400,000	$ 4,337,528	$ 4,337,528	$ 0	$ 4,337,528	$ 0
UI - Iowa Center for Ag Safety & Health	130,000	128,154	128,154	0	128,154	0
ISU - Livestock Disease Research	172,844	170,390	170,390	0	170,390	0
Total Regents, Board of	$ 4,702,844	$ 4,636,072	$ 4,636,072	$ 0	$ 4,636,072	$ 0
Total Agriculture and Natural Resources	$ 42,900,777	$ 43,184,005	$ 42,309,005	$ -875,000	$ 42,309,005	$ 0

Agriculture and Natural Resources

Other Funds

	Actual FY 2020 (1)	Estimated FY 2021 (2)	Gov Rec FY 2022 (3)	Gov Rec FY 22 vs Est FY 21 (4)	Gov Rec Yr2 FY 2023 (5)	Gov Rec FY 23 vs Gov Rec FY 22 (6)
Agriculture and Land Stewardship, Dept of						
Agriculture and Land Stewardship						
Native Horse & Dog Prog - Unclaimed Winnings	$ 305,516	$ 305,516	$ 305,516	$ 0	$ 305,516	$ 0
Motor Fuel Inspection - RFIF	500,000	500,000	500,000	0	500,000	0
Conservation Reserve Enhancement - EFF	1,000,000	1,000,000	1,000,000	0	1,000,000	0
Watershed Protection Fund - EFF	900,000	900,000	900,000	0	900,000	0
Soil & Water Conservation - EFF	3,800,000	3,800,000	3,800,000	0	3,800,000	0
Conservation Reserve Prog - EFF	900,000	900,000	900,000	0	900,000	0
Cost Share - EFF	8,325,000	8,325,000	8,325,000	0	8,325,000	0
Fuel Inspection - UST	250,000	250,000	250,000	0	250,000	0
Water Quality Initiative EFF	2,375,000	2,375,000	2,375,000	0	2,375,000	0
Total Agriculture and Land Stewardship, Dept of	$ 18,355,516	$ 18,355,516	$ 18,355,516	$ 0	$ 18,355,516	$ 0
Natural Resources, Department of						
Natural Resources						
Fish & Game - DNR Admin Expenses	$ 45,091,595	$ 46,273,501	$ 46,273,501	$ 0	$ 46,273,501	$ 0
GWF - Storage Tanks Study	100,303	100,303	100,303	0	100,303	0
GWF - Household Hazardous Waste	447,324	447,324	447,324	0	447,324	0
GWF - Well Testing Admin 2%	62,461	62,461	62,461	0	62,461	0
GWF - Groundwater Monitoring	1,686,751	1,686,751	1,686,751	0	1,686,751	0
GWF - Landfill Alternatives	618,993	618,993	618,993	0	618,993	0
GWF - Waste Reduction and Assistance	192,500	192,500	192,500	0	192,500	0
GWF - Solid Waste Alternatives	50,000	50,000	50,000	0	50,000	0
GWF - Geographic Information System	297,500	297,500	297,500	0	297,500	0
Snowmobile Registration Fees	100,000	100,000	100,000	0	100,000	0
Administration Match - UST	200,000	200,000	200,000	0	200,000	0
Technical Tank Review - UST	200,000	200,000	200,000	0	200,000	0
Park Operations & Maintenance - EFF	6,235,000	6,235,000	6,235,000	0	6,235,000	0
GIS Information for Watershed - EFF	195,000	195,000	195,000	0	195,000	0
Water Quality Monitoring - EFF	2,955,000	2,955,000	2,955,000	0	2,955,000	0
Water Quality Protection - EFF	500,000	500,000	500,000	0	500,000	0
Animal Feeding Operations - EFF	1,320,000	1,320,000	1,320,000	0	1,320,000	0
Ambient Air Quality Monitoring - EFF	425,000	425,000	425,000	0	425,000	0
Floodplain Mgmt and Dam Safety - EFF	375,000	375,000	375,000	0	375,000	0
REAP - EFF	12,000,000	12,000,000	12,000,000	0	12,000,000	0
Total Natural Resources, Department of	$ 73,052,427	$ 74,234,333	$ 74,234,333	$ 0	$ 74,234,333	$ 0

Agriculture and Natural Resources

Other Funds

	Actual FY 2020 (1)	Estimated FY 2021 (2)	Gov Rec FY 2022 (3)	Gov Rec FY 22 vs Est FY 21 (4)	Gov Rec Yr2 FY 2023 (5)	Gov Rec FY 23 vs Gov Rec FY 22 (6)
Regents, Board of						
Regents, Board of						
UI - Geological and Water Survey Oper. - EFF	$ 200,000	$ 200,000	$ 200,000	$ 0	$ 200,000	$ 0
UI - Water Resource Management - EFF	495,000	495,000	495,000	0	495,000	0
Total Regents, Board of	$ 695,000	$ 695,000	$ 695,000	$ 0	$ 695,000	$ 0
Total Agriculture and Natural Resources	$ 92,102,943	$ 93,284,849	$ 93,284,849	$ 0	$ 93,284,849	$ 0

Explanation of FTE Position Data

Analysis of the Governor's Budget Recommendations

The following is an explanation of the full-time equivalent (FTE) position information provided on the following tables. The columns of FTE position data represent different points in time that the numbers were compiled. For additional information on the State's FTE positions, see the ***Issue Review*** entitled *FY 2017 FTE Positions and Personnel Costs*.

Actual FY 2020: This data represents the actual FTE position utilization calculated at the close of the fiscal year. The FTE position usage is calculated by taking the actual hours worked during the fiscal year and dividing the number by 2,080 hours. For example, if a department has budgeted a full-time position (equating to 1.00 FTE) and this position is vacant for six months of the fiscal year, at the close of the fiscal year the calculation of the actual FTE position would be 0.50 (1,040 ÷ 2,080 = 0.50). The calculation of the actual FTE position factors out the portion of the position that was vacant during the fiscal year.

Estimated FY 2021: This data represents the estimated FTE positions that were budgeted by the departments at the beginning of FY 2021 and incorporates any revisions made to the budget by the departments through (approximately) December 2020. Changes to the estimates can occur for a variety of reasons. For example, if departments are not provided funding for salary adjustments to cover the costs of funding collective bargaining contracts, the departments will often reduce the number of FTE positions in order to cover costs.

Gov Rec FY 2022: This is the Governor's recommendation for FY 2022.

Gov Rec FY 2022 vs Est FY 2021: This represents the difference between the Governor's recommended FTE positions for FY 2022 and the most recent estimates for FY 2021.

Gov Rec FY 2023: This is the Governor's recommendation for FY 2023.

Gov Rec FY 2023 vs Gov Rec FY 2022: This represents the difference between the Governor's recommended FTE positions for FY 2023 and FY 2022.

Agriculture and Natural Resources

FTE Positions

	Actual FY 2020 (1)	Estimated FY 2021 (2)	Gov Rec FY 2022 (3)	Gov Rec FY 22 vs Est FY 21 (4)	Gov Rec Yr2 FY 2023 (5)	Gov Rec FY 23 vs Gov Rec FY 22 (6)
Agriculture and Land Stewardship, Dept of						
Agriculture and Land Stewardship						
Administrative Division	316.71	328.69	326.69	-2.00	326.69	0.00
Total Agriculture and Land Stewardship, Dept of	316.71	328.69	326.69	-2.00	326.69	0.00
Natural Resources, Department of						
Natural Resources						
Natural Resources Operations	915.67	1,029.50	1,029.50	0.00	1,029.50	0.00
Total Natural Resources, Department of	915.67	1,029.50	1,029.50	0.00	1,029.50	0.00
Regents, Board of						
Regents, Board of						
ISU - Veterinary Diagnostic Laboratory	29.00	51.00	51.00	0.00	51.00	0.00
Total Regents, Board of	29.00	51.00	51.00	0.00	51.00	0.00
Total Agriculture and Natural Resources	1,261.37	1,409.19	1,407.19	-2.00	1,407.19	0.00

Appendix B – Appropriations Activity

Analysis of the Governor's Recommendations

The following information provides a summary of the FY 2020 General Fund and non-General Fund appropriations for the departments under the purview of the Appropriations Subcommittee. Appropriations are adjusted for several factors throughout the fiscal year, including supplemental appropriations, deappropriations, and adjustments to standing appropriations to account for actual expenditures. Other activity associated with appropriated funds includes: balances brought forward, transfers, and reversions. The tables show each of the departments' appropriations and the changes that occurred throughout the fiscal year.

- Original Appropriation: This is the amount appropriated from the General Fund in individual appropriations bills during the 2019 Legislative Session.
- Adjustment to Standings: These adjustments represent changes that are made to budgeted standing unlimited appropriations for the purpose of balancing the year-end amount. There are numerous standing unlimited appropriations established in the Iowa Code. The exact amount for each of these appropriations is not known until the close of the fiscal year. As the General Assembly develops the annual budget, an estimated amount is included for budgeting purposes. This estimated appropriation is then adjusted to reflect actual expenditures.
- Session Law Adjustments (General Fund Only): During the 2019 Legislative Session there were two appropriations bills enacted that provided increases to certain State agencies and allowed the agencies to allocate the increase across their line-item appropriations: HF 758 (Education Appropriations Act) appropriated $12.0 million to the Board of Regents for allocation to the three State universities, and SF 615 (Justice System Appropriations Act) appropriated $3.3 million to the Department of Corrections (DOC) for allocation across the DOC institutions and Community-Based Corrections (CBC) and $1.6 million to the Department of Public Safety for allocation to its divisions.
- Supplemental Appropriations/Deappropriations: These changes represent the supplemental appropriations and deappropriations enacted during the 2019 Legislative Session.
- OCIO Adjustment: During the 2019 Legislative Session, HF 759 (FY 2020 Administration and Regulation Appropriations Act) appropriated $1.3 million to the Department of Management (DOM) for an adjustment to department appropriations in FY 2020 for technology-related expenditures charged by the Office of the Chief Information Officer (OCIO) to State agencies. The adjustment was based upon a rolling 12-month average of the OCIO charges for departments.
- Salary Adjustment (Other Funds Only): Several non-General Fund appropriations were authorized to receive appropriation adjustments to fund salary increases for FY 2020.
- Total Appropriation: This is the sum of all of the above numbers and represents the final appropriation amount after the above changes were applied.

- Balance Brought Forward: These are the appropriated funds allowed to carry forward from FY 2019 to FY 2020. These funds provided additional spendable dollars for FY 2020.
- Transfers In and Out (General Fund Only): These adjustments represent transferred appropriation spending authority between enacted appropriations. These transfers are usually implemented by the Governor through the authority provided in Iowa Code section 8.39.
- Balance Carryforward: These are appropriated funds that are allowed to carry forward from FY 2020 to FY 2021. These funds provide additional spendable dollars for FY 2021.
- Reversions: These are the unspent appropriated funds that revert back to the fund from which they were appropriated.
- Total Adjustments: This is the sum of the Balance Brought Forward, Transfers, Balance Carryforward, and Reversions.
- Total Expended: This number represents the appropriation after all of the above adjustments have been made. The result is the total appropriated funds that were expended in FY 2020.

FY 2020 GENERAL FUND APPROPRIATIONS

Agriculture and Natural Resources Appropriations Subcommittee

	Original Approp	Adj to Standings	Session Law Adj	Supp & Deapprop	OCIO Adjustment	Total Approp	Balance Brought Forward	Transfer In	Transfer Out	Balance Carry Forward	Reversion	Total Adjustments	Grand Total
Agriculture and Natural Resources													
Agriculture and Land Stewardship													
Agricultural Education	$ 25,000	$ 0	$ 0	$ 0	$ 0	$ 25,000	$ 0	$ 0	$ 0	$ 0	$ 0	$ 0	$ 25,000
Avian Influenza	0	0	0	0	0	0	137,174	0	0	-137,174	0	0	0
Farmers with Disabilities	180,000	0	0	0	0	180,000	0	0	0	0	0	0	180,000
Foreign Animal Disease	500,000	0	0	0	0	500,000	0	0	0	0	0	0	500,000
GF-Administrative Division	18,327,339	0	0	0	8,340	18,335,679	530,961	0	0	-87,134	-87,134	356,694	18,692,373
GF-Ag Drainage Wells	1,875,000	0	0	0	0	1,875,000	0	0	0	0	0	0	1,875,000
Hungry Canyons acct of Loess Hills Fund	50,000	0	0	0	0	50,000	0	0	0	0	0	0	50,000
Local Food and Farm	75,000	0	0	0	0	75,000	70,000	0	0	-74,086	0	-4,086	70,914
Milk Inspections	189,196	0	0	0	0	189,196	3,656	0	0	-3,044	0	612	189,808
Water Quality Initiative	3,000,000	0	0	0	0	3,000,000	0	0	0	0	0	0	3,000,000
Agriculture and Land Stewardship Total	**24,221,535**	**0**	**0**	**0**	**8,340**	**24,229,875**	**741,791**	**0**	**0**	**-301,437**	**-87,134**	**353,220**	**24,583,095**
Natural Resources, Department of													
Floodplain Management Program	1,510,000	0	0	0	0	1,510,000	692,777	0	0	-1,072,335	0	-379,558	1,130,442
Forestry Health Management GF	500,000	0	0	0	0	500,000	492,861	0	0	-459,081	0	33,780	533,780
GF-Natural Resources Operations	11,920,987	0	0	0	37,071	11,958,058	0	0	0	0	0	0	11,958,058
Natural Resources, Department of Total	**13,930,987**	**0**	**0**	**0**	**37,071**	**13,968,058**	**1,185,638**	**0**	**0**	**-1,531,416**	**0**	**-345,778**	**13,622,280**
Regents, Board of													
ISU - Livestock Disease Research	172,844	0	0	0	0	172,844	0	0	0	0	0	0	172,844
ISU - Veterinary Diagnostic Laboratory	4,400,000	0	0	0	0	4,400,000	0	0	0	0	0	0	4,400,000
SUI - Iowa's Center for Agri Safety & Health	130,000	0	0	0	0	130,000	0	0	0	0	0	0	130,000
Regents, Board of Total	**4,702,844**	**0**	**0**	**0**	**0**	**4,702,844**	**0**	**0**	**0**	**0**	**0**	**0**	**4,702,844**
Agriculture and Natural Resources Total	**$ 42,855,366**	**$ 0**	**$ 0**	**$ 0**	**$ 45,411**	**$ 42,900,777**	**$ 1,927,429**	**$ 0**	**$ 0**	**$ -1,832,853**	**$ -87,134**	**$ 7,443**	**$ 42,908,220**

FY 2020 OTHER FUNDS APPROPRIATIONS

Agriculture and Natural Resources Appropriations Subcommittee

	Original Approp	Adj to Standings	Supp & Deapprop	Salary Adjustment	OCIO Adjustment	Total Approp	Balance Brought Forward	Balance Carry Forward	Reversion	Total Adjustments	Total Expended
Agriculture and Natural Resources											
Agriculture and Land Stewardship											
Environment First Fund											
Conservation Reserve Enhance	$ 1,000,000	$ 0	$ 0	$ 0	$ 0	$ 1,000,000	$ 2,871,919	$ -1,364,586	$ 0	$ 1,507,332	$ 2,507,332
Conservation Reserve Program	900,000	0	0	0	0	900,000	590,496	-709,389	0	-118,893	781,107
Cost Share	8,325,000	0	0	0	0	8,325,000	5,786,851	-5,311,560	0	475,291	8,800,291
Soil & Water Conservation	3,800,000	0	0	0	0	3,800,000	3,800,000	-3,800,000	0	0	3,800,000
Water Quality Initiative EFF	2,375,000	0	0	0	0	2,375,000	0	0	0	0	2,375,000
Watershed Protection Fund	900,000	0	0	0	0	900,000	879,313	-904,772	0	-25,459	874,542
Renewable Fuel Infrastructure Fund											
Motor Fuel Inspection	500,000	0	0	0	0	500,000	0	0	0	0	500,000
Unclaimed Winnings Fund											
Native Horse and Dog Program	305,516	0	0	0	0	305,516	0	0	-172,262	-172,262	133,254
UST Unassigned Revenue (Nonbond)											
Fuel Inspection	250,000	0	0	0	0	250,000	7,454	0	0	7,454	257,454
Agriculture and Land Stewardship Total	**18,355,516**	**0**	**0**	**0**	**0**	**18,355,516**	**13,936,032**	**-12,090,307**	**-172,262**	**1,673,464**	**20,028,980**
Natural Resources, Department of											
Environment First Fund											
Ambient Air Quality Monitoring	425,000	0	0	0	0	425,000	0	-154,081	0	-154,081	270,919
Animal Feeding Operations	1,320,000	0	0	0	0	1,320,000	305,490	-474,443	0	-168,953	1,151,047
Floodplain Mgmt and Dam Safety	375,000	0	0	0	0	375,000	375,000	0	0	375,000	750,000
GIS Information for Watershed	195,000	0	0	0	0	195,000	183,127	-195,000	-4,401	-16,274	178,726
Park Operations & Maintenance	6,235,000	0	0	0	0	6,235,000	0	0	0	0	6,235,000
REAP	12,000,000	0	0	0	0	12,000,000	0	0	0	0	12,000,000
Water Quality Monitoring	2,955,000	0	0	0	0	2,955,000	672,889	-931,170	0	-258,281	2,696,719
Water Quality Protection	500,000	0	0	0	0	500,000	0	0	0	0	500,000
Fish And Wildlife Trust Fund											
F&G-DNR Admin Expenses	44,007,044	0	0	995,581	88,970	45,091,595	0	0	-2,949,951	-2,949,951	42,141,644
Groundwater Protection Fund											
GWF-Geographic Information System	297,500	0	0	0	0	297,500	0	0	0	0	297,500
GWF-Groundw ater Monitoring-DNR	1,686,751	0	0	0	0	1,686,751	0	0	0	0	1,686,751
GWF-Household Hazardous Waste-DNR	447,324	0	0	0	0	447,324	0	0	-162,270	-162,270	285,054
GWF-Landfill Alternatives-DNR	618,993	0	0	0	0	618,993	0	0	-17,063	-17,063	601,930
GWF-Solid Waste Authorization	50,000	0	0	0	0	50,000	0	0	0	0	50,000
GWF-Storage Tanks Study-DNR	100,303	0	0	0	0	100,303	0	0	0	0	100,303
GWF-Waste Reduction and Assistance	192,500	0	0	0	0	192,500	0	0	-69,428	-69,428	123,072
GWF-Well Testing Admin 2%-DNR	62,461	0	0	0	0	62,461	0	0	-62,461	-62,461	0
Snowmobile Registration Fees											
Snow mobile Registration Fees	100,000	0	0	0	0	100,000	0	0	-25,261	-25,261	74,739
UST Unassigned Revenue (Nonbond)											
Technical Tank Review	200,000	0	0	0	0	200,000	200,000	-200,000	-200,000	-200,000	0
UST Administration Match	200,000	0	0	0	0	200,000	0	0	0	0	200,000
Natural Resources, Department of Total	**71,967,876**	**0**	**0**	**995,581**	**88,970**	**73,052,427**	**1,736,506**	**-1,954,694**	**-3,490,836**	**-3,709,023**	**69,343,404**
Regents, Board of											
Environment First Fund											
SUI - Geological and Water Survey Operations	200,000	0	0	0	0	200,000	0	0	0	0	200,000
SUI - Water Resource Management	495,000	0	0	0	0	495,000	0	0	0	0	495,000
Regents, Board of Total	**695,000**	**0**	**0**	**0**	**0**	**695,000**	**0**	**0**	**0**	**0**	**695,000**
Agriculture and Natural Resources Total	**$ 91,018,392**	**$ 0**	**$ 0**	**$ 995,581**	**$ 88,970**	**$ 92,102,943**	**$ 15,672,539**	**$ -14,045,001**	**$ -3,663,097**	**$ -2,035,560**	**$ 90,067,383**

Schedule 1 Example

Schedule 1 shows the "decision packages" used by the Executive Branch to arrive at a department's annual budget request (dollars and FTE positions) and the Governor's recommendations for a budget unit.

STATE OF IOWA
Fiscal Year 2021 Annual Budget
SPECIAL DEPARTMENT: (420) Public Health, Department of
Budget Unit: (588K010001) Addictive Disorders
Schedule 1

Rank	Description	Funding Source	Fiscal Year 2022 Department Request	Fiscal Year 2022 Governor's Recommendations
Base	Reducing the use of tobacco, alcohol, and other drugs and treating individuals affected by addictive behaviors, including gambling.	Appropriation	25,109,380	25,109,380
		FTE	12.00	12.00
0001	Governor's recommended salary adjustment for FY2022	Salary Adju	0	19,633

Total Budget Unit Funding	Fiscal Year 2021 Estimated	Fiscal Year 2022 Department Request	Fiscal Year 2022 Governor's Recommendations
Appropriation	$ 25,110,000	$ 25,109,379	$ 25,109,379
Salary Adjustment	0	0	19,633
Total Appropriations	$ 25,110,000	$ 25,109,379	$ 25,129,012
Total FTE	12.00	12.00	12.00

Department name & budget unit number

Fiscal year

Base appropriation and FTE positions plus "decision packages"

Total appropriation and FTE positions

Budget schedules are available at: www.legis.iowa.gov/publications/fiscal/budgetSchedules.

Schedule 6 Example

Schedule 6 provides a detailed budget for all appropriated accounts or funds under the control of a department. Resources include the appropriation, the salary adjustment (if applicable), across-the-board reductions, supplemental appropriations, intrastate receipts from other agencies, receipts from local governments, and other receipts such as fees. Expenditures include all expenses related to the operating budget, such as salary, travel, contracts, etc. Expenditures also include reversions or balance brought forward.

STATE OF IOWA
Fiscal Year 2021 Annual Budget
SPECIAL DEPARTMENT: (420) Public Health, Department of
Budget Unit: (588K010001) Addictive Disorders
Schedule 6

	Fiscal Year 2020 Actual	Fiscal Year 2021 Estimated	Fiscal Year 2022 Department Request	Fiscal Year 2022 Governor's Recomm
Resources				
Appropriations				
Appropriation	$ 24,804,344	$ 25,110,000	$ 25,109,379	$ 25,109,379
Salary Adjustment	0	0	0	19,633
OCIO Rate Adjustment	0	-621	0	0
	24,804,344	25,109,379	25,109,379	25,129,012
Receipts				
Intra State Receipts	920,979	931,000	931,000	931,000
Gov Fund Type Transfers - Other A	44,542	2,000	2,000	2,000
	965,521	933,000	933,000	933,000
Total Resources	$ 25,769,865	$ 26,042,379	$ 26,042,379	$ 26,062,012
FTE	7.97	12.00	12.00	12.00
Disposition of Resources				
Personal Services-Salaries	$ 931,041	$ 1,290,111	$ 1,295,118	$ 1,314,751
Personal Travel In State	33,501	19,100	19,100	19,100
State Vehicle Operation	854	880	880	880
Depreciation	613	524	524	524
Personal Travel Out of State	12,400	13,000	13,000	13,000
Office Supplies	12,408	36,500	36,500	36,500
Professional & Scientific Supplies	0	200	200	200
Other Supplies	348	200	200	200
Printing & Binding	27,661	19,000	19,000	19,000
Drugs & Biologicals	4	1,000	1,000	1,000
Postage	5,244	4,500	4,500	4,500
Communications	18,904	17,300	17,300	17,300

Department name & budget unit number

Fiscal year

Appropriations

Budget unit receipts

FTE positions

Budget unit expenditures

Budget schedules are available at: www.legis.iowa.gov/publications/fiscal/budgetSchedules.

STATE OF IOWA

Fiscal Year 2022 Annual Budget

SPECIAL DEPARTMENT: (040) Agriculture and Land Stewardship

Budget Unit: (009G410001) GF-Administrative Division

Schedule 6

	Fiscal Year 2020 Actual	Fiscal Year 2021 Estimated	Fiscal Year 2022 Department Request	Fiscal Year 2022 Governor's Recomm
Resources				
Appropriations				
Appropriation	$ 18,327,339	$ 18,335,679	$ 18,335,679	$ 18,335,679
OCIO Rate Adjustment	8,340	0	0	0
	18,335,679	18,335,679	18,335,679	18,335,679
Other Resources				
Balance Brought Forward (Approps	530,961	87,134	0	0
Receipts				
Federal Support	7,412,911	7,545,762	6,995,616	6,995,616
Intra State Receipts	10,402,656	9,842,900	9,842,850	9,842,850
Reimbursement from Other Agenci	30,000	30,050	30,050	30,050
Gov Fund Type Transfers - Other A	1,275,742	1,351,125	1,351,100	1,351,100
Fees, Licenses & Permits	99,839	107,525	107,550	107,550
Refunds & Reimbursements	79,271	56,604	56,604	56,604
Agricultural Sales	0	25	0	0
Other Sales & Services	22,993	25	25	25
Unearned Receipts	1,173	40,831	40,831	40,831
Other	756,661	595,650	595,675	595,675
	20,081,246	19,570,497	19,020,301	19,020,301
Total Resources	$ 38,947,886	$ 37,993,310	$ 37,355,980	$ 37,355,980
FTE	316.71	328.69	326.69	326.69
Disposition of Resources				
Personal Services-Salaries	$ 26,930,882	$ 29,316,566	$ 29,110,757	$ 29,110,757
Personal Travel In State	152,668	263,880	261,905	261,905
State Vehicle Operation	401,538	492,075	492,050	492,050

STATE OF IOWA

Fiscal Year 2022 Annual Budget

SPECIAL DEPARTMENT: (040) Agriculture and Land Stewardship

Budget Unit: (009G410001) GF-Administrative Division

Schedule 6

	Fiscal Year 2020 Actual	Fiscal Year 2021 Estimated	Fiscal Year 2022 Department Request	Fiscal Year 2022 Governor's Recomm
Disposition of Resources (cont.)				
Depreciation	369,878	79,786	79,786	79,786
Personal Travel Out of State	122,640	144,057	141,250	141,250
Office Supplies	118,647	130,291	129,266	129,266
Facility Maintenance Supplies	0	625	625	625
Equipment Maintenance Supplies	2,597	6,025	1,025	1,025
Professional & Scientific Supplies	250,623	281,593	241,244	241,244
Ag.,Conservation & Horticulture Su	0	350	325	325
Other Supplies	69,700	91,611	86,661	86,661
Printing & Binding	61,479	80,750	79,750	79,750
Food	0	1,225	1,225	1,225
Uniforms & Related Items	192	1,175	1,175	1,175
Postage	97,645	97,450	97,350	97,350
Communications	207,853	214,860	214,760	214,760
Rentals	15,610	10,700	10,700	10,700
Professional & Scientific Services	216,996	320,563	289,025	289,025
Outside Services	586,028	440,111	417,136	417,136
Intra-State Transfers	1,888,000	288,075	288,075	288,075
Advertising & Publicity	187,623	91,325	91,325	91,325
Outside Repairs/Service	66,757	70,925	65,900	65,900
Attorney General Reimbursements	0	25	25	25
Reimbursement to Other Agencies	772,228	1,396,254	1,396,154	1,396,154
ITS Reimbursements	839,328	649,700	649,700	649,700
Gov Fund Type Transfers - Attorney	73,599	72,625	72,625	72,625
Gov Fund Type Transfers - Auditor	161,728	150,025	150,025	150,025
Gov Fund Type Transfers - Other A	736,304	796,775	753,057	753,057
Equipment	265,097	215,375	35,325	35,325

STATE OF IOWA

Fiscal Year 2022 Annual Budget

SPECIAL DEPARTMENT: (040) Agriculture and Land Stewardship

Budget Unit: (009G410001) GF-Administrative Division

Schedule 6

	Fiscal Year 2020 Actual	Fiscal Year 2021 Estimated	Fiscal Year 2022 Department Request	Fiscal Year 2022 Governor's Recomm
Disposition of Resources (cont.)				
Office Equipment	0	225	225	225
Equipment - Non-Inventory	10,658	9,575	7,075	7,075
IT Equipment	225,128	245,290	157,181	157,181
Water Prot Fund Practices-FY00	0	55,025	55,025	55,025
Other Expense & Obligations	84,844	109,050	109,000	109,000
Licenses	97	300	300	300
Fees	51	25	0	0
Refunds-Other	0	25	0	0
State Aid	3,857,201	1,868,973	1,778,718	1,778,718
Aid to Individuals	0	25	90,230	90,230
Balance Carry Forward (Approps)	87,134	0	0	0
Reversions	87,134	0	0	0
Total Disposition of Resources	$ 38,947,886	$ 37,993,310	$ 37,355,980	$ 37,355,980

STATE OF IOWA

Fiscal Year 2022 Annual Budget

SPECIAL DEPARTMENT: (040) Agriculture and Land Stewardship

Budget Unit: (00900000029) GW-Ag Drain Wells/Sinkholes

Schedule 6

	Fiscal Year 2020 Actual	Fiscal Year 2021 Estimated	Fiscal Year 2022 Department Request	Fiscal Year 2022 Governor's Recomm
Resources				
Other Resources				
Balance Brought Forward (Funds)	$ 1,127,360	$ 750,938	$ 750,938	$ 750,938
Receipts				
Intra State Receipts	739,984	700,000	700,000	700,000
Refunds & Reimbursements	0	25	25	25
	739,984	700,025	700,025	700,025
Total Resources	$ 1,867,344	$ 1,450,963	$ 1,450,963	$ 1,450,963
FTE	2.78	2.60	2.60	2.60
Disposition of Resources				
Personal Services-Salaries	$ 318,807	$ 307,033	$ 307,033	$ 307,033
Personal Travel In State	414	2,000	2,000	2,000
State Vehicle Operation	0	25	25	25
Personal Travel Out of State	390	3,000	3,000	3,000
Office Supplies	707	1,500	1,500	1,500
Other Supplies	0	250	250	250
Printing & Binding	35	750	750	750
Communications	2,077	2,000	2,000	2,000
Professional & Scientific Services	0	25	25	25
Outside Services	793,581	381,767	381,767	381,767
Advertising & Publicity	0	25	25	25
Outside Repairs/Service	0	25	25	25
Reimbursement to Other Agencies	61	100	100	100
ITS Reimbursements	0	25	25	25
Equipment - Non-Inventory	0	500	500	500

STATE OF IOWA

Fiscal Year 2022 Annual Budget

SPECIAL DEPARTMENT: (040) Agriculture and Land Stewardship

Budget Unit: (00900000029) GW-Ag Drain Wells/Sinkholes

Schedule 6

	Fiscal Year 2020 Actual	Fiscal Year 2021 Estimated	Fiscal Year 2022 Department Request	Fiscal Year 2022 Governor's Recomm
Disposition of Resources (cont.)				
IT Equipment	335	1,000	1,000	1,000
Balance Carry Forward (Funds)	750,938	750,938	750,938	750,938
Total Disposition of Resources	$ 1,867,344	$ 1,450,963	$ 1,450,963	$ 1,450,963

STATE OF IOWA

Fiscal Year 2022 Annual Budget

SPECIAL DEPARTMENT: (040) Agriculture and Land Stewardship

Budget Unit: (00900000036) Soil Conservation Revolving Fund

Schedule 6

	Fiscal Year 2020 Actual	Fiscal Year 2021 Estimated	Fiscal Year 2022 Department Request	Fiscal Year 2022 Governor's Recomm
Resources				
Other Resources				
Balance Brought Forward (Funds)	$ 488,085	$ 486,874	$ 486,874	$ 486,874
Receipts				
Interest	0	25	25	25
Refunds & Reimbursements	322,270	300,000	300,000	300,000
Other	0	25	25	25
	322,270	300,050	300,050	300,050
Total Resources	$ 810,355	$ 786,924	$ 786,924	$ 786,924
Disposition of Resources				
State Aid	$ 323,481	$ 300,050	$ 300,050	$ 300,050
Balance Carry Forward (Funds)	486,874	486,874	486,874	486,874
Total Disposition of Resources	$ 810,355	$ 786,924	$ 786,924	$ 786,924

STATE OF IOWA

Fiscal Year 2022 Annual Budget

SPECIAL DEPARTMENT: (040) Agriculture and Land Stewardship

Budget Unit: (00900000065) Horse and Dog Breeder's Fund

Schedule 6

	Fiscal Year 2020 Actual	Fiscal Year 2021 Estimated	Fiscal Year 2022 Department Request	Fiscal Year 2022 Governor's Recomm
Resources				
Other Resources				
Balance Brought Forward (Funds)	$ 1,805	$ 2,815	$ 2,815	$ 2,815
Adjustment to Balance Forward	305	0	0	0
	2,110	2,815	2,815	2,815
Receipts				
Fees, Licenses & Permits	952,369	1,000,000	1,000,000	1,000,000
Total Resources	$ 954,479	$ 1,002,815	$ 1,002,815	$ 1,002,815
Disposition of Resources				
State Aid	$ 951,664	$ 1,000,000	$ 1,000,000	$ 1,000,000
Balance Carry Forward (Funds)	2,815	2,815	2,815	2,815
Total Disposition of Resources	$ 954,479	$ 1,002,815	$ 1,002,815	$ 1,002,815

STATE OF IOWA

Fiscal Year 2022 Annual Budget

SPECIAL DEPARTMENT: (040) Agriculture and Land Stewardship

Budget Unit: (0090000006N) Commercial Establishment Fund

Schedule 6

	Fiscal Year 2020 Actual	Fiscal Year 2021 Estimated	Fiscal Year 2022 Department Request	Fiscal Year 2022 Governor's Recomm
Resources				
Other Resources				
Balance Brought Forward (Funds)	$ 51,733	$ 4,177	$ 4,177	$ 4,177
Receipts				
Interest	685	350	350	350
Fees, Licenses & Permits	308,425	285,000	285,000	285,000
Other	0	25	25	25
	309,110	285,375	285,375	285,375
Total Resources	$ 360,843	$ 289,552	$ 289,552	$ 289,552
FTE	2.05	2.00	2.00	2.00
Disposition of Resources				
Personal Services-Salaries	$ 326,050	$ 249,568	$ 249,568	$ 249,568
Personal Travel In State	14,247	20,000	20,000	20,000
State Vehicle Operation	5,289	7,500	7,500	7,500
Depreciation	2,101	4,632	4,632	4,632
Personal Travel Out of State	1,483	25	25	25
Office Supplies	109	25	25	25
Professional & Scientific Supplies	0	25	25	25
Other Supplies	0	25	25	25
Printing & Binding	0	25	25	25
Postage	2,331	1,750	1,750	1,750
Communications	0	25	25	25
Rentals	0	25	25	25
Professional & Scientific Services	0	25	25	25
Outside Services	832	25	25	25

STATE OF IOWA

Fiscal Year 2022 Annual Budget

SPECIAL DEPARTMENT: (040) Agriculture and Land Stewardship

Budget Unit: (0090000006N) Commercial Establishment Fund

Schedule 6

	Fiscal Year 2020 Actual	Fiscal Year 2021 Estimated	Fiscal Year 2022 Department Request	Fiscal Year 2022 Governor's Recomm
Disposition of Resources (cont.)				
Advertising & Publicity	0	25	25	25
Outside Repairs/Service	448	500	500	500
Attorney General Reimbursements	0	25	25	25
Reimbursement to Other Agencies	89	100	100	100
Gov Fund Type Transfers - Other A	3,687	25	25	25
Equipment - Non-Inventory	0	25	25	25
IT Equipment	0	1,000	1,000	1,000
Balance Carry Forward (Funds)	4,177	4,177	4,177	4,177
Total Disposition of Resources	$ 360,843	$ 289,552	$ 289,552	$ 289,552

STATE OF IOWA

Fiscal Year 2022 Annual Budget

SPECIAL DEPARTMENT: (040) Agriculture and Land Stewardship

Budget Unit: (0090000007T) Water Quality Initiative Fund

Schedule 6

	Fiscal Year 2020 Actual	Fiscal Year 2021 Estimated	Fiscal Year 2022 Department Request	Fiscal Year 2022 Governor's Recomm
Resources				
Other Resources				
Balance Brought Forward (Funds)	$ 17,702,519	$ 15,725,861	$ 16,004,200	$ 16,004,200
Adjustment to Balance Forward	2,915	0	0	0
	17,705,433	15,725,861	16,004,200	16,004,200
Receipts				
Federal Support	412,342	635,025	635,025	635,025
Intra State Receipts	12,175,000	10,575,100	10,575,100	10,575,100
Interest	298,728	150,000	150,000	150,000
Refunds & Reimbursements	319,272	75	75	75
Unearned Receipts	25,000	25	25	25
	13,230,342	11,360,225	11,360,225	11,360,225
Total Resources	$ 30,935,776	$ 27,086,086	$ 27,364,425	$ 27,364,425
FTE	7.65	11.50	11.50	11.50
Disposition of Resources				
Personal Services-Salaries	$ 707,990	$ 766,696	$ 766,696	$ 766,696
Personal Travel In State	2,444	5,025	5,025	5,025
State Vehicle Operation	5,608	5,000	5,000	5,000
Depreciation	5,262	6,180	6,180	6,180
Personal Travel Out of State	6,083	7,525	7,525	7,525
Office Supplies	47,871	127,025	127,025	127,025
Facility Maintenance Supplies	3,371	25	0	0
Equipment Maintenance Supplies	0	25	25	25
Professional & Scientific Supplies	0	25	25	25
Other Supplies	632	20,000	20,000	20,000

STATE OF IOWA

Fiscal Year 2022 Annual Budget

SPECIAL DEPARTMENT: (040) Agriculture and Land Stewardship

Budget Unit: (0090000007T) Water Quality Initiative Fund

Schedule 6

	Fiscal Year 2020 Actual	Fiscal Year 2021 Estimated	Fiscal Year 2022 Department Request	Fiscal Year 2022 Governor's Recomm
Disposition of Resources (cont.)				
Printing & Binding	973	10,000	10,000	10,000
Postage	285	25	25	25
Communications	5,519	2,500	2,500	2,500
Rentals	0	25	25	25
Professional & Scientific Services	282,466	525,945	525,970	525,970
Outside Services	4,861,980	2,397,500	2,397,500	2,397,500
Intra-State Transfers	0	50	50	50
Advertising & Publicity	30,000	50,000	50,000	50,000
Outside Repairs/Service	0	25	25	25
Reimbursement to Other Agencies	160	50	50	50
ITS Reimbursements	0	20,000	20,000	20,000
FY00 Cost Share	0	25	25	25
Gov Fund Type Transfers - Other A	1,973	10,440	10,440	10,440
Equipment	0	25	25	25
Office Equipment	0	25	25	25
Equipment - Non-Inventory	4,855	1,000	1,000	1,000
IT Equipment	2,901	1,500	1,500	1,500
Water Prot Fund Practices-FY00	7,567,774	6,925,050	6,925,050	6,925,050
Water Protection/Forestry	0	25	25	25
Other Expense & Obligations	0	25	25	25
Fees	325	25	25	25
State Aid	991,346	50	50	50
Agricultural Aid	0	25	25	25
Capitals	680,098	200,025	200,025	200,025
Balance Carry Forward (Funds)	15,725,861	16,004,200	16,282,539	16,282,539
Total Disposition of Resources	$ 30,935,776	$ 27,086,086	$ 27,364,425	$ 27,364,425

STATE OF IOWA

Fiscal Year 2022 Annual Budget

SPECIAL DEPARTMENT: (040) Agriculture and Land Stewardship

Budget Unit: (0090000009A) Foreign Animal Disease Preparedness and Response Fund

Schedule 6

	Fiscal Year 2020 Actual	Fiscal Year 2021 Estimated	Fiscal Year 2022 Department Request	Fiscal Year 2022 Governor's Recomm
Resources				
Other Resources				
Balance Brought Forward (Funds)	$ 185,305	$ 327,876	$ 327,876	$ 327,876
Receipts				
Intra State Receipts	500,000	500,000	500,000	500,000
Interest	5,706	2,500	2,500	2,500
	505,706	502,500	502,500	502,500
Total Resources	$ 691,011	$ 830,376	$ 830,376	$ 830,376
FTE	1.01	2.00	2.00	2.00
Disposition of Resources				
Personal Services-Salaries	$ 250,535	$ 353,815	$ 353,815	$ 353,815
Personal Travel In State	7,837	7,500	7,500	7,500
State Vehicle Operation	0	500	500	500
Personal Travel Out of State	5,411	5,000	5,000	5,000
Office Supplies	105	2,500	2,500	2,500
Professional & Scientific Supplies	0	500	500	500
Other Supplies	978	25	25	25
Printing & Binding	726	2,500	2,500	2,500
Postage	6,753	1,000	1,000	1,000
Communications	679	1,000	1,000	1,000
Rentals	275	25	25	25
Professional & Scientific Services	197	38,585	38,585	38,585
Outside Services	85,968	75,000	75,000	75,000
Intra-State Transfers	0	25	25	25
Advertising & Publicity	150	25	25	25

STATE OF IOWA

Fiscal Year 2022 Annual Budget

SPECIAL DEPARTMENT: (040) Agriculture and Land Stewardship

Budget Unit: (0090000009A) Foreign Animal Disease Preparedness and Response Fund

Schedule 6

	Fiscal Year 2020 Actual	Fiscal Year 2021 Estimated	Fiscal Year 2022 Department Request	Fiscal Year 2022 Governor's Recomm
Disposition of Resources (cont.)				
Outside Repairs/Service	3,208	500	500	500
Reimbursement to Other Agencies	0	500	500	500
ITS Reimbursements	0	500	500	500
Equipment	0	5,000	5,000	5,000
Equipment - Non-Inventory	0	2,500	2,500	2,500
IT Equipment	314	5,000	5,000	5,000
Other Expense & Obligations	0	500	500	500
Balance Carry Forward (Funds)	327,876	327,876	327,876	327,876
Total Disposition of Resources	$ 691,011	$ 830,376	$ 830,376	$ 830,376

STATE OF IOWA

Fiscal Year 2022 Annual Budget

SPECIAL DEPARTMENT: (040) Agriculture and Land Stewardship

Budget Unit: (00900000112) Water Quality Infrastructure Fund

Schedule 6

	Fiscal Year 2020 Actual	Fiscal Year 2021 Estimated	Fiscal Year 2022 Department Request	Fiscal Year 2022 Governor's Recomm
Resources				
Other Resources				
Balance Brought Forward (Funds)	$ 2,072,013	$ 7,098,317	$ 7,386,683	$ 7,386,683
Receipts				
Other Taxes	5,861,074	1,845,025	1,845,025	1,845,025
Pari-Mutuel Receipts	0	50	50	50
Interest	41,437	0	0	0
Fees, Licenses & Permits	0	15,000,000	15,000,000	15,000,000
	5,902,511	16,845,075	16,845,075	16,845,075
Total Resources	$ 7,974,524	$ 23,943,392	$ 24,231,758	$ 24,231,758
Disposition of Resources				
Personal Services-Salaries	$ 0	$ 369,134	$ 369,134	$ 369,134
Personal Travel In State	0	2,000	2,000	2,000
State Vehicle Operation	0	25	25	25
Personal Travel Out of State	0	2,000	2,000	2,000
Office Supplies	0	2,025	2,025	2,025
Equipment Maintenance Supplies	0	25	25	25
Professional & Scientific Supplies	0	25	25	25
Other Supplies	0	500	500	500
Printing & Binding	0	500	500	500
Postage	0	25	25	25
Communications	0	25	25	25
Rentals	0	25	25	25
Professional & Scientific Services	4,948	3,023,700	3,023,700	3,023,700
Outside Services	0	11,150,075	11,150,075	11,150,075
Intra-State Transfers	0	25	25	25
Advertising & Publicity	0	5,000	5,000	5,000

STATE OF IOWA

Fiscal Year 2022 Annual Budget

SPECIAL DEPARTMENT: (040) Agriculture and Land Stewardship

Budget Unit: (00900000112) Water Quality Infrastructure Fund

Schedule 6

	Fiscal Year 2020 Actual	Fiscal Year 2021 Estimated	Fiscal Year 2022 Department Request	Fiscal Year 2022 Governor's Recomm
Disposition of Resources (cont.)				
Reimbursement to Other Agencies	0	25	25	25
ITS Reimbursements	0	25	25	25
FY01 Cost Share	7,042	0	0	0
IT Equipment	0	1,500	1,500	1,500
Water Prot Fund Practices-FY00	54,330	1,000,000	1,000,000	1,000,000
Other Expense & Obligations	0	25	25	25
State Aid	0	1,000,025	1,000,025	1,000,025
Capitals	809,888	0	0	0
Balance Carry Forward (Funds)	7,098,317	7,386,683	7,675,049	7,675,049
Total Disposition of Resources	$ 7,974,524	$ 23,943,392	$ 24,231,758	$ 24,231,758

STATE OF IOWA

Fiscal Year 2022 Annual Budget

SPECIAL DEPARTMENT: (040) Agriculture and Land Stewardship

Budget Unit: (00900000146) Water Protection Fund

Schedule 6

	Fiscal Year 2020 Actual	Fiscal Year 2021 Estimated	Fiscal Year 2022 Department Request	Fiscal Year 2022 Governor's Recomm
Resources				
Other Resources				
Balance Brought Forward (Funds)	$ 182,746	$ 248,207	$ 248,207	$ 248,207
Receipts				
Intra State Receipts	2,400,000	2,371,910	2,371,910	2,371,910
Refunds & Reimbursements	6,009	1,000	1,000	1,000
	2,406,009	2,372,910	2,372,910	2,372,910
Total Resources	$ 2,588,755	$ 2,621,117	$ 2,621,117	$ 2,621,117
FTE	8.28	6.78	6.78	6.78
Disposition of Resources				
Personal Services-Salaries	$ 784,638	$ 661,674	$ 661,674	$ 661,674
Personal Travel In State	5,918	14,000	14,000	14,000
State Vehicle Operation	2,246	6,000	6,000	6,000
Depreciation	0	25	25	25
Personal Travel Out of State	1,924	4,500	4,500	4,500
Office Supplies	13,391	12,500	12,500	12,500
Other Supplies	22	700	700	700
Printing & Binding	0	100	100	100
Postage	1	25	25	25
Communications	4,541	4,500	4,500	4,500
Rentals	580	25	25	25
Outside Services	377,031	495,847	495,847	495,847
Advertising & Publicity	0	525	525	525
Outside Repairs/Service	0	25	25	25
Reimbursement to Other Agencies	505	450	450	450

STATE OF IOWA

Fiscal Year 2022 Annual Budget

SPECIAL DEPARTMENT: (040) Agriculture and Land Stewardship

Budget Unit: (00900000146) Water Protection Fund

Schedule 6

	Fiscal Year 2020 Actual	Fiscal Year 2021 Estimated	Fiscal Year 2022 Department Request	Fiscal Year 2022 Governor's Recomm
Disposition of Resources (cont.)				
ITS Reimbursements	5,247	6,000	6,000	6,000
Equipment - Non-Inventory	0	25	25	25
IT Equipment	1,549	500	500	500
Water Prot Fund Practices-FY00	896,054	865,439	865,439	865,439
Water Protection/Forestry	246,901	300,000	300,000	300,000
Other Expense & Obligations	0	25	25	25
State Aid	0	25	25	25
Balance Carry Forward (Funds)	248,207	248,207	248,207	248,207
Total Disposition of Resources	$ 2,588,755	$ 2,621,117	$ 2,621,117	$ 2,621,117

STATE OF IOWA

Fiscal Year 2022 Annual Budget

SPECIAL DEPARTMENT: (040) Agriculture and Land Stewardship

Budget Unit: (00900000195) Local Food and Farm Program

Schedule 6

	Fiscal Year 2020 Actual	Fiscal Year 2021 Estimated	Fiscal Year 2022 Department Request	Fiscal Year 2022 Governor's Recomm
Resources				
Receipts				
Refunds & Reimbursements	$ 0	$ 25	$ 25	$ 25
Unearned Receipts	0	25	25	25
Other	0	25	25	25
	0	75	75	75
Total Resources	$ 0	$ 75	$ 75	$ 75
Disposition of Resources				
Office Supplies	$ 0	$ 25	$ 25	$ 25
Other Supplies	0	25	25	25
Printing & Binding	0	25	25	25
Total Disposition of Resources	$ 0	$ 75	$ 75	$ 75

STATE OF IOWA

Fiscal Year 2022 Annual Budget

SPECIAL DEPARTMENT: (040) Agriculture and Land Stewardship

Budget Unit: (00900000214) Veterinary Medical Examiners-National

Schedule 6

	Fiscal Year 2020 Actual	Fiscal Year 2021 Estimated	Fiscal Year 2022 Department Request	Fiscal Year 2022 Governor's Recomm
Resources				
Other Resources				
Balance Brought Forward (Funds)	$ 18,687	$ 2,499	$ 2,499	$ 2,499
Receipts				
Fees, Licenses & Permits	1,875	2,500	2,500	2,500
Total Resources	$ 20,562	$ 4,999	$ 4,999	$ 4,999
Disposition of Resources				
Personal Services-Salaries	$ 2,099	$ 850	$ 850	$ 850
Personal Travel In State	3,582	1,475	1,500	1,500
Printing & Binding	0	25	25	25
Postage	0	25	25	25
Professional & Scientific Services	12,375	25	25	25
Outside Services	7	25	25	25
Intra-State Transfers	0	25	25	25
Examination Expense	0	25	25	25
Gov Fund Type Transfers - Other A	0	25	0	0
Balance Carry Forward (Funds)	2,499	2,499	2,499	2,499
Total Disposition of Resources	$ 20,562	$ 4,999	$ 4,999	$ 4,999

STATE OF IOWA

Fiscal Year 2022 Annual Budget

SPECIAL DEPARTMENT: (040) Agriculture and Land Stewardship

Budget Unit: (00900000223) Alternative Drainage Assistance Fund

Schedule 6

	Fiscal Year 2020 Actual	Fiscal Year 2021 Estimated	Fiscal Year 2022 Department Request	Fiscal Year 2022 Governor's Recomm
Resources				
Other Resources				
Balance Brought Forward (Funds)	$ 7,402,858	$ 8,672,070	$ 8,672,070	$ 8,672,070
Receipts				
Intra State Receipts	1,687,500	1,687,500	1,687,500	1,687,500
Interest	133,721	25,000	25,000	25,000
Refunds & Reimbursements	55	25	25	25
	1,821,277	1,712,525	1,712,525	1,712,525
Total Resources	$ 9,224,135	$ 10,384,595	$ 10,384,595	$ 10,384,595
Disposition of Resources				
Professional & Scientific Services	$ 25,108	$ 10,000	$ 10,000	$ 10,000
Outside Services	0	50	50	50
Advertising & Publicity	0	500	500	500
State Aid	526,957	1,701,975	1,701,975	1,701,975
Balance Carry Forward (Funds)	8,672,070	8,672,070	8,672,070	8,672,070
Total Disposition of Resources	$ 9,224,135	$ 10,384,595	$ 10,384,595	$ 10,384,595

STATE OF IOWA

Fiscal Year 2022 Annual Budget

SPECIAL DEPARTMENT: (040) Agriculture and Land Stewardship

Budget Unit: (00900000319) EPA Non Point Source Pollution

Schedule 6

	Fiscal Year 2020 Actual	Fiscal Year 2021 Estimated	Fiscal Year 2022 Department Request	Fiscal Year 2022 Governor's Recomm
Resources				
Other Resources				
Balance Brought Forward (Funds)	$ 687	$ 0	$ 0	$ 0
Receipts				
Intra State Receipts	0	25	25	25
Gov Fund Type Transfers - Other A	1,147,493	2,000,000	2,000,000	2,000,000
Refunds & Reimbursements	387	25	25	25
	1,147,881	2,000,050	2,000,050	2,000,050
Total Resources	$ 1,148,568	$ 2,000,050	$ 2,000,050	$ 2,000,050
FTE	1.89	1.50	1.50	1.50
Disposition of Resources				
Personal Services-Salaries	$ 196,027	$ 139,624	$ 139,624	$ 139,624
Personal Travel In State	0	2,200	2,200	2,200
Personal Travel Out of State	0	500	500	500
Office Supplies	21,137	20,000	20,000	20,000
Professional & Scientific Supplies	0	25	25	25
Other Supplies	0	25	25	25
Printing & Binding	0	25	25	25
Communications	0	500	500	500
Outside Services	487,707	800,000	800,000	800,000
Reimbursement to Other Agencies	48	300	300	300
Gov Fund Type Transfers - Other A	83,472	62,500	62,500	62,500
IT Equipment	0	25	25	25
Water Prot Fund Practices-FY00	360,175	974,301	974,301	974,301
Other Expense & Obligations	0	25	25	25

STATE OF IOWA

Fiscal Year 2022 Annual Budget

SPECIAL DEPARTMENT: (040) Agriculture and Land Stewardship

Budget Unit: (00900000319) EPA Non Point Source Pollution

Schedule 6

	Fiscal Year 2020 Actual	Fiscal Year 2021 Estimated	Fiscal Year 2022 Department Request	Fiscal Year 2022 Governor's Recomm
Disposition of Resources (cont.)				
Total Disposition of Resources	$ 1,148,568	$ 2,000,050	$ 2,000,050	$ 2,000,050

STATE OF IOWA

Fiscal Year 2022 Annual Budget

SPECIAL DEPARTMENT: (040) Agriculture and Land Stewardship

Budget Unit: (00900000349) Abandoned Mine Lands Grant

Schedule 6

	Fiscal Year 2020 Actual	Fiscal Year 2021 Estimated	Fiscal Year 2022 Department Request	Fiscal Year 2022 Governor's Recomm
Resources				
Receipts				
Federal Support	$ 861,970	$ 924,750	$ 924,750	$ 924,750
FTE	6.82	7.15	7.15	7.15
Disposition of Resources				
Personal Services-Salaries	$ 683,012	$ 736,753	$ 736,753	$ 736,753
Personal Travel In State	976	1,500	1,500	1,500
State Vehicle Operation	3,945	9,000	9,000	9,000
Depreciation	0	25	25	25
Personal Travel Out of State	5,598	9,000	9,000	9,000
Office Supplies	707	10,000	10,000	10,000
Professional & Scientific Supplies	0	25	25	25
Other Supplies	1,184	475	475	475
Printing & Binding	0	25	25	25
Uniforms & Related Items	136	1,000	1,000	1,000
Postage	0	25	25	25
Communications	6,883	6,000	6,000	6,000
Rentals	0	25	25	25
Professional & Scientific Services	25,062	25	25	25
Outside Services	14,718	10,000	10,000	10,000
Advertising & Publicity	0	500	500	500
Outside Repairs/Service	0	1,750	1,750	1,750
Reimbursement to Other Agencies	144	300	300	300
Gov Fund Type Transfers - Other A	117,639	125,000	125,000	125,000
Equipment	0	5,000	5,000	5,000

STATE OF IOWA

Fiscal Year 2022 Annual Budget

SPECIAL DEPARTMENT: (040) Agriculture and Land Stewardship

Budget Unit: (00900000349) Abandoned Mine Lands Grant

Schedule 6

	Fiscal Year 2020 Actual	Fiscal Year 2021 Estimated	Fiscal Year 2022 Department Request	Fiscal Year 2022 Governor's Recomm
Disposition of Resources (cont.)				
Equipment - Non-Inventory	0	25	25	25
IT Equipment	1,965	8,222	8,222	8,222
Other Expense & Obligations	0	25	25	25
Licenses	0	25	25	25
Fees	0	25	25	25
Total Disposition of Resources	$ 861,970	$ 924,750	$ 924,750	$ 924,750

STATE OF IOWA

Fiscal Year 2022 Annual Budget

SPECIAL DEPARTMENT: (040) Agriculture and Land Stewardship

Budget Unit: (00900000350) Renewable Fuels & Co-products

Schedule 6

	Fiscal Year 2020 Actual	Fiscal Year 2021 Estimated	Fiscal Year 2022 Department Request	Fiscal Year 2022 Governor's Recomm
Resources				
Other Resources				
Balance Brought Forward (Funds)	$ 149,758	$ 152,330	$ 153,680	$ 153,680
Receipts				
Interest	2,573	1,525	1,525	1,525
Total Resources	$ 152,330	$ 153,855	$ 155,205	$ 155,205
Disposition of Resources				
Office Supplies	$ 0	$ 25	$ 25	$ 25
Other Supplies	0	25	25	25
Printing & Binding	0	25	25	25
Intra-State Transfers	0	50	50	50
Advertising & Publicity	0	25	25	25
Other Expense & Obligations	0	25	25	25
Balance Carry Forward (Funds)	152,330	153,680	155,030	155,030
Total Disposition of Resources	$ 152,330	$ 153,855	$ 155,205	$ 155,205

STATE OF IOWA

Fiscal Year 2022 Annual Budget

SPECIAL DEPARTMENT: (040) Agriculture and Land Stewardship

Budget Unit: (00900000368) Hemp Fund

Schedule 6

	Fiscal Year 2020 Actual	Fiscal Year 2021 Estimated	Fiscal Year 2022 Department Request	Fiscal Year 2022 Governor's Recomm
Resources				
Other Resources				
Balance Brought Forward (Funds)	$ 0	$ 116,563	$ 116,563	$ 116,563
Receipts				
Interest	46	500	500	500
Fees, Licenses & Permits	135,935	45,764	45,764	45,764
Other	1,905	500	500	500
	137,886	46,764	46,764	46,764
Total Resources	$ 137,886	$ 163,327	$ 163,327	$ 163,327
FTE	0.16	0.00	0.00	0.00
Disposition of Resources				
Personal Services-Salaries	$ 17,818	$ 35,339	$ 35,339	$ 35,339
Personal Travel In State	0	2,500	2,500	2,500
State Vehicle Operation	0	25	25	25
Personal Travel Out of State	0	25	25	25
Office Supplies	0	250	250	250
Professional & Scientific Supplies	307	500	500	500
Other Supplies	0	500	500	500
Printing & Binding	0	25	25	25
Postage	0	25	25	25
Communications	0	25	25	25
Professional & Scientific Services	0	500	500	500
Outside Services	0	500	500	500
Intra-State Transfers	0	500	500	500
Outside Repairs/Service	0	25	25	25

STATE OF IOWA

Fiscal Year 2022 Annual Budget

SPECIAL DEPARTMENT: (040) Agriculture and Land Stewardship

Budget Unit: (00900000368) Hemp Fund

Schedule 6

	Fiscal Year 2020 Actual	Fiscal Year 2021 Estimated	Fiscal Year 2022 Department Request	Fiscal Year 2022 Governor's Recomm
Disposition of Resources (cont.)				
Reimbursement to Other Agencies	0	25	25	25
Gov Fund Type Transfers - Other A	3,198	5,000	5,000	5,000
IT Equipment	0	1,000	1,000	1,000
Balance Carry Forward (Funds)	116,563	116,563	116,563	116,563
Total Disposition of Resources	$ 137,886	$ 163,327	$ 163,327	$ 163,327

STATE OF IOWA

Fiscal Year 2022 Annual Budget

SPECIAL DEPARTMENT: (040) Agriculture and Land Stewardship

Budget Unit: (00900000382) Brucellosis Eradication

Schedule 6

	Fiscal Year 2020 Actual	Fiscal Year 2021 Estimated	Fiscal Year 2022 Department Request	Fiscal Year 2022 Governor's Recomm
Resources				
Other Resources				
Balance Brought Forward (Funds)	$ 1,261,802	$ 1,473,729	$ 1,473,729	$ 1,473,729
Adjustment to Balance Forward	35	0	0	0
	1,261,837	1,473,729	1,473,729	1,473,729
Receipts				
Other	500,371	425,000	425,000	425,000
Total Resources	$ 1,762,208	$ 1,898,729	$ 1,898,729	$ 1,898,729
FTE	1.01	1.00	1.00	1.00
Disposition of Resources				
Personal Services-Salaries	$ 106,100	$ 112,447	$ 112,447	$ 112,447
Personal Travel In State	3,917	7,500	7,500	7,500
Personal Travel Out of State	0	250	250	250
Office Supplies	0	500	500	500
Other Supplies	36	2,500	2,500	2,500
Printing & Binding	0	25	25	25
Postage	2	25	25	25
Communications	0	500	500	500
Professional & Scientific Services	0	1,000	1,000	1,000
Outside Services	0	50	50	50
Equipment - Non-Inventory	0	25	25	25
IT Equipment	0	1,000	1,000	1,000
Refunds-Other	0	25	25	25
Agricultural Aid	178,425	299,153	299,153	299,153
Balance Carry Forward (Funds)	1,473,729	1,473,729	1,473,729	1,473,729

STATE OF IOWA

Fiscal Year 2022 Annual Budget

SPECIAL DEPARTMENT: (040) Agriculture and Land Stewardship

Budget Unit: (00900000382) Brucellosis Eradication

Schedule 6

	Fiscal Year 2020 Actual	Fiscal Year 2021 Estimated	Fiscal Year 2022 Department Request	Fiscal Year 2022 Governor's Recomm
Disposition of Resources (cont.)				
Total Disposition of Resources	$ 1,762,208	$ 1,898,729	$ 1,898,729	$ 1,898,729

STATE OF IOWA

Fiscal Year 2022 Annual Budget

SPECIAL DEPARTMENT: (040) Agriculture and Land Stewardship

Budget Unit: (00900000407) Grain Indemnity Fund

Schedule 6

	Fiscal Year 2020 Actual	Fiscal Year 2021 Estimated	Fiscal Year 2022 Department Request	Fiscal Year 2022 Governor's Recomm
Resources				
Other Resources				
Balance Brought Forward (Funds)	$ 3,815,358	$ 3,887,507	$ 3,887,507	$ 3,887,507
Receipts				
Interest	63,109	5,305	5,305	5,305
Fees, Licenses & Permits	14,454	2,500	2,500	2,500
Promotional Checkoffs	0	25	25	25
Other	0	25	25	25
	77,564	7,855	7,855	7,855
Total Resources	$ 3,892,922	$ 3,895,362	$ 3,895,362	$ 3,895,362
Disposition of Resources				
Personal Services-Salaries	$ 2,799	$ 3,255	$ 3,230	$ 3,230
Personal Travel In State	0	475	500	500
Professional & Scientific Services	0	25	25	25
Outside Services	0	25	25	25
Intra-State Transfers	0	25	25	25
Advertising & Publicity	2,616	4,000	4,000	4,000
Gov Fund Type Transfers - Attorney	0	25	25	25
Claims	0	25	25	25
Balance Carry Forward (Funds)	3,887,507	3,887,507	3,887,507	3,887,507
Total Disposition of Resources	$ 3,892,922	$ 3,895,362	$ 3,895,362	$ 3,895,362

STATE OF IOWA

Fiscal Year 2022 Annual Budget

SPECIAL DEPARTMENT: (040) Agriculture and Land Stewardship

Budget Unit: (00900000415) Branding Administration Fund

Schedule 6

	Fiscal Year 2020 Actual	Fiscal Year 2021 Estimated	Fiscal Year 2022 Department Request	Fiscal Year 2022 Governor's Recomm
Resources				
Other Resources				
Balance Brought Forward (Funds)	$ 67,221	$ 84,516	$ 84,516	$ 84,516
Receipts				
Interest	1,226	250	250	250
Fees, Licenses & Permits	22,750	4,875	4,875	4,875
	23,976	5,125	5,125	5,125
Total Resources	$ 91,197	$ 89,641	$ 89,641	$ 89,641
FTE	0.07	0.00	0.00	0.00
Disposition of Resources				
Personal Services-Salaries	$ 6,641	$ 5,000	$ 5,000	$ 5,000
Office Supplies	0	25	25	25
Other Supplies	0	25	25	25
Printing & Binding	40	25	25	25
Postage	0	25	25	25
IT Equipment	0	25	25	25
Balance Carry Forward (Funds)	84,516	84,516	84,516	84,516
Total Disposition of Resources	$ 91,197	$ 89,641	$ 89,641	$ 89,641

STATE OF IOWA

Fiscal Year 2022 Annual Budget

SPECIAL DEPARTMENT: (040) Agriculture and Land Stewardship

Budget Unit: (00900000463) Blufflands Protection and Revolving Fund

Schedule 6

	Fiscal Year 2020 Actual	Fiscal Year 2021 Estimated	Fiscal Year 2022 Department Request	Fiscal Year 2022 Governor's Recomm
Resources				
Other Resources				
Balance Brought Forward (Funds)	$ 352,468	$ 358,523	$ 366,023	$ 366,023
Receipts				
Interest	6,055	7,500	7,500	7,500
Bonds & Loans	0	25	25	25
	6,055	7,525	7,525	7,525
Total Resources	$ 358,523	$ 366,048	$ 373,548	$ 373,548
Disposition of Resources				
State Aid	$ 0	$ 25	$ 25	$ 25
Balance Carry Forward (Funds)	358,523	366,023	373,523	373,523
Total Disposition of Resources	$ 358,523	$ 366,048	$ 373,548	$ 373,548

STATE OF IOWA

Fiscal Year 2022 Annual Budget

SPECIAL DEPARTMENT: (040) Agriculture and Land Stewardship

Budget Unit: (00900000465) Pseudorabies

Schedule 6

	Fiscal Year 2020 Actual	Fiscal Year 2021 Estimated	Fiscal Year 2022 Department Request	Fiscal Year 2022 Governor's Recomm
Resources				
Other Resources				
Balance Brought Forward (Funds)	$ 65,868	$ 65,868	$ 65,868	$ 65,868
Receipts				
Federal Support	0	100	100	100
Total Resources	$ 65,868	$ 65,968	$ 65,968	$ 65,968
Disposition of Resources				
Personal Services-Salaries	$ 0	$ 25	$ 25	$ 25
Personal Travel In State	0	25	25	25
State Vehicle Operation	0	25	25	25
Office Supplies	0	25	25	25
Balance Carry Forward (Funds)	65,868	65,868	65,868	65,868
Total Disposition of Resources	$ 65,868	$ 65,968	$ 65,968	$ 65,968

STATE OF IOWA

Fiscal Year 2022 Annual Budget

SPECIAL DEPARTMENT: (040) Agriculture and Land Stewardship

Budget Unit: (00900000476) AML Const. Reclamation Fund

Schedule 6

	Fiscal Year 2020 Actual	Fiscal Year 2021 Estimated	Fiscal Year 2022 Department Request	Fiscal Year 2022 Governor's Recomm
Resources				
Receipts				
Federal Support	$ 2,549,567	$ 2,580,085	$ 2,577,085	$ 2,577,085
Disposition of Resources				
Facility Maintenance Supplies	$ 482	$ 75	$ 0	$ 0
Professional & Scientific Services	358,278	552,888	553,088	553,088
Outside Services	2,189,965	2,026,322	2,023,347	2,023,347
Advertising & Publicity	57	700	650	650
Gov Fund Type Transfers - Other A	700	75	0	0
Fees	85	25	0	0
Total Disposition of Resources	$ 2,549,567	$ 2,580,085	$ 2,577,085	$ 2,577,085

STATE OF IOWA

Fiscal Year 2022 Annual Budget

SPECIAL DEPARTMENT: (040) Agriculture and Land Stewardship

Budget Unit: (00900000712) Kenneth Wagner Award Fund

Schedule 6

	Fiscal Year 2020 Actual	Fiscal Year 2021 Estimated	Fiscal Year 2022 Department Request	Fiscal Year 2022 Governor's Recomm
Resources				
Other Resources				
Balance Brought Forward (Funds)	$ 13,905	$ 14,043	$ 14,143	$ 14,143
Receipts				
Interest	238	250	250	250
Total Resources	$ 14,143	$ 14,293	$ 14,393	$ 14,393
Disposition of Resources				
Advertising & Publicity	$ 99	$ 100	$ 100	$ 100
Refunds-Other	0	25	25	25
State Aid	0	25	25	25
Balance Carry Forward (Funds)	14,043	14,143	14,243	14,243
Total Disposition of Resources	$ 14,143	$ 14,293	$ 14,393	$ 14,393

STATE OF IOWA

Fiscal Year 2022 Annual Budget

SPECIAL DEPARTMENT: (040) Agriculture and Land Stewardship

Budget Unit: (00900000803) Reclamation Performance Board-Interest Bearing

Schedule 6

	Fiscal Year 2020 Actual	Fiscal Year 2021 Estimated	Fiscal Year 2022 Department Request	Fiscal Year 2022 Governor's Recomm
Resources				
Other Resources				
Balance Brought Forward (Funds)	$ 601,998	$ 612,341	$ 622,141	$ 622,141
Receipts				
Interest	10,342	10,000	10,000	10,000
Total Resources	$ 612,341	$ 622,341	$ 632,141	$ 632,141
Disposition of Resources				
Office Supplies	$ 0	$ 25	$ 25	$ 25
Professional & Scientific Supplies	0	25	25	25
Printing & Binding	0	25	25	25
Rentals	0	25	25	25
Professional & Scientific Services	0	25	25	25
Outside Services	0	25	25	25
Advertising & Publicity	0	25	25	25
Licenses	0	25	25	25
Balance Carry Forward (Funds)	612,341	622,141	631,941	631,941
Total Disposition of Resources	$ 612,341	$ 622,341	$ 632,141	$ 632,141

STATE OF IOWA

Fiscal Year 2022 Annual Budget

SPECIAL DEPARTMENT: (040) Agriculture and Land Stewardship

Budget Unit: (00900000870) Performance Bond

Schedule 6

	Fiscal Year 2020 Actual	Fiscal Year 2021 Estimated	Fiscal Year 2022 Department Request	Fiscal Year 2022 Governor's Recomm
Resources				
Other Resources				
Balance Brought Forward (Funds)	$ 31,344	$ 31,882	$ 32,257	$ 32,257
Receipts				
Interest	539	500	500	500
Total Resources	$ 31,882	$ 32,382	$ 32,757	$ 32,757
Disposition of Resources				
Office Supplies	$ 0	$ 25	$ 25	$ 25
Professional & Scientific Supplies	0	25	25	25
Professional & Scientific Services	0	25	25	25
Outside Services	0	25	25	25
Advertising & Publicity	0	25	25	25
Balance Carry Forward (Funds)	31,882	32,257	32,632	32,632
Total Disposition of Resources	$ 31,882	$ 32,382	$ 32,757	$ 32,757

STATE OF IOWA

Fiscal Year 2022 Annual Budget

SPECIAL DEPARTMENT: (040) Agriculture and Land Stewardship

Budget Unit: (00900000871) Agriculture Fee Clearing Account

Schedule 6

	Fiscal Year 2020 Actual	Fiscal Year 2021 Estimated	Fiscal Year 2022 Department Request	Fiscal Year 2022 Governor's Recomm
Resources				
Other Resources				
Balance Brought Forward (Funds)	$ 10,921	$ 9,987	$ 9,987	$ 9,987
Adjustment to Balance Forward	65	0	0	0
	10,986	9,987	9,987	9,987
Receipts				
Gov Fund Type Transfers - Other A	111,200	100,000	100,000	100,000
Refunds & Reimbursements	35,179	60,000	60,000	60,000
	146,379	160,000	160,000	160,000
Total Resources	$ 157,365	$ 169,987	$ 169,987	$ 169,987
Disposition of Resources				
Refunds-Other	$ 36,178	$ 60,000	$ 60,000	$ 60,000
State Aid	111,200	100,000	100,000	100,000
Balance Carry Forward (Funds)	9,987	9,987	9,987	9,987
Total Disposition of Resources	$ 157,365	$ 169,987	$ 169,987	$ 169,987

STATE OF IOWA

Fiscal Year 2022 Annual Budget

SPECIAL DEPARTMENT: (040) Agriculture and Land Stewardship

Budget Unit: (00900000944) Renewable Fuel Infrastructure Fund

Schedule 6

	Fiscal Year 2020 Actual	Fiscal Year 2021 Estimated	Fiscal Year 2022 Department Request	Fiscal Year 2022 Governor's Recomm
Resources				
Other Resources				
Balance Brought Forward (Funds)	$ 2,580,481	$ 3,558,991	$ 3,558,991	$ 3,058,991
Receipts				
Intra State Receipts	3,000,000	3,000,000	3,000,000	3,000,000
Interest	59,142	20,000	20,000	20,000
Refunds & Reimbursements	38,853	0	0	0
	3,097,996	3,020,000	3,020,000	3,020,000
Total Resources	$ 5,678,477	$ 6,578,991	$ 6,578,991	$ 6,078,991
FTE	0.26	0.00	0.00	0.00
Disposition of Resources				
Personal Services-Salaries	$ 27,144	$ 25,500	$ 25,500	$ 25,500
Personal Travel In State	186	2,500	2,500	2,500
Personal Travel Out of State	0	2,500	2,500	2,500
Office Supplies	0	500	500	500
Other Supplies	0	500	500	500
Printing & Binding	0	500	500	500
Food	0	500	500	500
Outside Services	0	500	500	500
Advertising & Publicity	0	11,050	11,050	11,050
Outside Repairs/Service	0	250	250	250
Gov Fund Type Transfers - Other A	0	5,000	5,000	5,000
IT Equipment	0	200	200	200
Other Expense & Obligations	0	500	500	500
State Aid	1,592,156	2,970,000	2,970,000	2,970,000

STATE OF IOWA

Fiscal Year 2022 Annual Budget

SPECIAL DEPARTMENT: (040) Agriculture and Land Stewardship

Budget Unit: (00900000944) Renewable Fuel Infrastructure Fund

Schedule 6

	Fiscal Year 2020 Actual	Fiscal Year 2021 Estimated	Fiscal Year 2022 Department Request	Fiscal Year 2022 Governor's Recomm
Disposition of Resources (cont.)				
Appropriation	500,000	500,000	500,000	500,000
Balance Carry Forward (Funds)	3,558,991	3,058,991	3,058,991	2,558,991
Total Disposition of Resources	$ 5,678,477	$ 6,578,991	$ 6,578,991	$ 6,078,991

STATE OF IOWA

Fiscal Year 2022 Annual Budget

SPECIAL DEPARTMENT: (040) Agriculture and Land Stewardship

Budget Unit: (00971H0295) Watershed Protection Fund

Schedule 6

	Fiscal Year 2020 Actual	Fiscal Year 2021 Estimated	Fiscal Year 2022 Department Request	Fiscal Year 2022 Governor's Recomm
Resources				
Appropriations				
Appropriation	$ 900,000	$ 900,000	$ 900,000	$ 900,000
Other Resources				
Balance Brought Forward (Approps	879,313	904,772	904,772	904,772
Receipts				
Refunds & Reimbursements	201	25	25	25
Total Resources	$ 1,779,514	$ 1,804,797	$ 1,804,797	$ 1,804,797
Disposition of Resources				
Office Supplies	$ 0	$ 25	$ 25	$ 25
Outside Services	0	25,000	25,000	25,000
Intra-State Transfers	90,000	90,000	90,000	90,000
Water Prot Fund Practices-FY00	784,742	785,000	785,000	785,000
Balance Carry Forward (Approps)	904,772	904,772	904,772	904,772
Total Disposition of Resources	$ 1,779,514	$ 1,804,797	$ 1,804,797	$ 1,804,797

STATE OF IOWA

Fiscal Year 2022 Annual Budget

SPECIAL DEPARTMENT: (040) Agriculture and Land Stewardship

Budget Unit: (00975H0295) Cost Share

Schedule 6

	Fiscal Year 2020 Actual	Fiscal Year 2021 Estimated	Fiscal Year 2022 Department Request	Fiscal Year 2022 Governor's Recomm
Resources				
Appropriations				
Appropriation	$ 8,325,000	$ 8,325,000	$ 8,325,000	$ 8,325,000
Other Resources				
Balance Brought Forward (Approps	5,786,851	5,311,560	5,311,560	5,311,560
Receipts				
Refunds & Reimbursements	5,010	25	25	25
Total Resources	$ 14,116,861	$ 13,636,585	$ 13,636,585	$ 13,636,585
Disposition of Resources				
Intra-State Transfers	$ 1,665,250	$ 1,665,250	$ 1,665,250	$ 1,665,250
FY00 Cost Share	7,019,908	6,509,775	6,509,775	6,509,775
State Aid	120,143	150,000	150,000	150,000
Balance Carry Forward (Approps)	5,311,560	5,311,560	5,311,560	5,311,560
Total Disposition of Resources	$ 14,116,861	$ 13,636,585	$ 13,636,585	$ 13,636,585

STATE OF IOWA

Fiscal Year 2022 Annual Budget

SPECIAL DEPARTMENT: (040) Agriculture and Land Stewardship

Budget Unit: (00976H0295) Conservation Reserve Program

Schedule 6

	Fiscal Year 2020 Actual	Fiscal Year 2021 Estimated	Fiscal Year 2022 Department Request	Fiscal Year 2022 Governor's Recomm
Resources				
Appropriations				
Appropriation	$ 900,000	$ 900,000	$ 900,000	$ 900,000
Other Resources				
Balance Brought Forward (Approps	590,496	709,389	709,389	709,389
Receipts				
Refunds & Reimbursements	173,231	109,067	109,067	109,067
Total Resources	$ 1,663,727	$ 1,718,456	$ 1,718,456	$ 1,718,456
FTE	11.75	0.00	0.00	0.00
Disposition of Resources				
Personal Services-Salaries	$ 507,189	$ 545,335	$ 545,335	$ 545,335
Professional & Scientific Services	0	50	50	50
Outside Services	39,881	89,975	89,975	89,975
Intra-State Transfers	90,000	90,000	90,000	90,000
Water Prot Fund Practices-FY00	317,268	283,707	283,707	283,707
Balance Carry Forward (Approps)	709,389	709,389	709,389	709,389
Total Disposition of Resources	$ 1,663,727	$ 1,718,456	$ 1,718,456	$ 1,718,456

STATE OF IOWA

Fiscal Year 2022 Annual Budget

SPECIAL DEPARTMENT: (040) Agriculture and Land Stewardship

Budget Unit: (00979H0295) Conservation Reserve Enhance

Schedule 6

	Fiscal Year 2020 Actual	Fiscal Year 2021 Estimated	Fiscal Year 2022 Department Request	Fiscal Year 2022 Governor's Recomm
Resources				
Appropriations				
Appropriation	$ 1,000,000	$ 1,000,000	$ 1,000,000	$ 1,000,000
Other Resources				
Balance Brought Forward (Approps	2,871,919	1,364,586	1,364,586	1,364,586
Receipts				
Federal Support	0	25	25	25
Refunds & Reimbursements	30,068	25	25	25
	30,068	50	50	50
Total Resources	$ 3,901,987	$ 2,364,636	$ 2,364,636	$ 2,364,636
Disposition of Resources				
Facility Maintenance Supplies	$ 1,661	$ 50	$ 50	$ 50
Professional & Scientific Services	256,644	200,000	200,000	200,000
Outside Services	762,049	300,000	300,000	300,000
Intra-State Transfers	100,000	100,000	100,000	100,000
FY01 Cost Share	0	100,000	100,000	100,000
Gov Fund Type Transfers - Other A	150	500	500	500
Water Prot Fund Practices-FY00	0	500	500	500
Fees	223	0	0	0
Capitals	1,416,673	299,000	299,000	299,000
Balance Carry Forward (Approps)	1,364,586	1,364,586	1,364,586	1,364,586
Total Disposition of Resources	$ 3,901,987	$ 2,364,636	$ 2,364,636	$ 2,364,636

STATE OF IOWA

Fiscal Year 2022 Annual Budget

SPECIAL DEPARTMENT: (040) Agriculture and Land Stewardship

Budget Unit: (00988H0295) Soil & Water Conservation

Schedule 6

	Fiscal Year 2020 Actual	Fiscal Year 2021 Estimated	Fiscal Year 2022 Department Request	Fiscal Year 2022 Governor's Recomm
Resources				
Appropriations				
Appropriation	$ 3,800,000	$ 3,800,000	$ 3,800,000	$ 3,800,000
Other Resources				
Balance Brought Forward (Approps	3,800,000	3,800,000	900,000	900,000
Total Resources	$ 7,600,000	$ 7,600,000	$ 4,700,000	$ 4,700,000
Disposition of Resources				
Intra-State Transfers	$ 3,800,000	$ 6,700,000	$ 4,700,000	$ 4,700,000
Balance Carry Forward (Approps)	3,800,000	900,000	0	0
Total Disposition of Resources	$ 7,600,000	$ 7,600,000	$ 4,700,000	$ 4,700,000

STATE OF IOWA

Fiscal Year 2022 Annual Budget

SPECIAL DEPARTMENT: (040) Agriculture and Land Stewardship

Budget Unit: (00997H0450) Fuel Inspection

Schedule 6

	Fiscal Year 2020 Actual	Fiscal Year 2021 Estimated	Fiscal Year 2022 Department Request	Fiscal Year 2022 Governor's Recomm
Resources				
Appropriations				
Appropriation	$ 250,000	$ 250,000	$ 250,000	$ 250,000
Other Resources				
Balance Brought Forward (Approps	7,454	0	0	0
Total Resources	$ 257,454	$ 250,000	$ 250,000	$ 250,000
FTE	1.58	0.00	0.00	0.00
Disposition of Resources				
Personal Services-Salaries	$ 139,948	$ 129,700	$ 129,700	$ 129,700
Personal Travel In State	24	500	500	500
State Vehicle Operation	4,089	5,000	5,000	5,000
Depreciation	0	25	25	25
Personal Travel Out of State	2,244	5,000	5,000	5,000
Office Supplies	975	1,000	1,000	1,000
Equipment Maintenance Supplies	0	25	25	25
Professional & Scientific Supplies	0	25	25	25
Other Supplies	663	1,500	1,500	1,500
Printing & Binding	0	25	25	25
Postage	0	25	25	25
Communications	1,580	2,000	2,000	2,000
Rentals	0	25	25	25
Professional & Scientific Services	107,931	100,000	100,000	100,000
Outside Services	0	25	25	25
Outside Repairs/Service	0	25	25	25
Reimbursement to Other Agencies	0	25	25	25

STATE OF IOWA

Fiscal Year 2022 Annual Budget

SPECIAL DEPARTMENT: (040) Agriculture and Land Stewardship

Budget Unit: (00997H0450) Fuel Inspection

Schedule 6

	Fiscal Year 2020 Actual	Fiscal Year 2021 Estimated	Fiscal Year 2022 Department Request	Fiscal Year 2022 Governor's Recomm
Disposition of Resources (cont.)				
Equipment	0	5,000	5,000	5,000
Office Equipment	0	25	25	25
IT Equipment	0	25	25	25
Other Expense & Obligations	0	25	25	25
Total Disposition of Resources	$ 257,454	$ 250,000	$ 250,000	$ 250,000

STATE OF IOWA

Fiscal Year 2022 Annual Budget

SPECIAL DEPARTMENT: (040) Agriculture and Land Stewardship

Budget Unit: (009AH30017) Water Quality Initiative RIIF

Schedule 6

	Fiscal Year 2020 Actual	Fiscal Year 2021 Estimated	Fiscal Year 2022 Department Request	Fiscal Year 2022 Governor's Recomm
Resources				
Appropriations				
Appropriation	$ 5,200,000	$ 5,200,000	$ 0	$ 5,200,000
Disposition of Resources				
Intra-State Transfers	$ 5,200,000	$ 5,200,000	$ 0	$ 5,200,000

STATE OF IOWA

Fiscal Year 2022 Annual Budget

SPECIAL DEPARTMENT: (040) Agriculture and Land Stewardship

Budget Unit: (009AH40017) Renewable Fuels Infrastructure Fund

Schedule 6

	Fiscal Year 2020 Actual	Fiscal Year 2021 Estimated	Fiscal Year 2022 Department Request	Fiscal Year 2022 Governor's Recomm
Resources				
Appropriations				
Appropriation	$ 3,000,000	$ 3,000,000	$ 5,000,000	$ 5,000,000
Disposition of Resources				
Intra-State Transfers	$ 3,000,000	$ 3,000,000	$ 5,000,000	$ 5,000,000

STATE OF IOWA

Fiscal Year 2022 Annual Budget

SPECIAL DEPARTMENT: (040) Agriculture and Land Stewardship

Budget Unit: (009AH60295) Water Quality Initiative EFF

Schedule 6

	Fiscal Year 2020 Actual	Fiscal Year 2021 Estimated	Fiscal Year 2022 Department Request	Fiscal Year 2022 Governor's Recomm
Resources				
Appropriations				
Appropriation	$ 2,375,000	$ 2,375,000	$ 2,375,000	$ 2,375,000
Disposition of Resources				
Intra-State Transfers	$ 2,375,000	$ 2,375,000	$ 2,375,000	$ 2,375,000

STATE OF IOWA

Fiscal Year 2022 Annual Budget

SPECIAL DEPARTMENT: (040) Agriculture and Land Stewardship

Budget Unit: (009G420001) Avian Influenza

Schedule 6

	Fiscal Year 2020 Actual	Fiscal Year 2021 Estimated	Fiscal Year 2022 Department Request	Fiscal Year 2022 Governor's Recomm
Resources				
Other Resources				
Balance Brought Forward (Approps	$ 137,174	$ 137,174	$ 0	$ 0
Receipts				
Other	0	0	475	475
Total Resources	$ 137,174	$ 137,174	$ 475	$ 475
Disposition of Resources				
Personal Services-Salaries	$ 0	$ 75,000	$ 25	$ 25
Personal Travel In State	0	30,000	25	25
State Vehicle Operation	0	3,000	25	25
Personal Travel Out of State	0	5,000	25	25
Office Supplies	0	2,000	25	25
Equipment Maintenance Supplies	0	500	25	25
Professional & Scientific Supplies	0	7,000	25	25
Other Supplies	0	2,000	25	25
Printing & Binding	0	1,000	25	25
Food	0	75	25	25
Postage	0	2,500	25	25
Communications	0	3,000	25	25
Rentals	0	1,000	25	25
Professional & Scientific Services	0	2,000	25	25
Outside Services	0	500	25	25
Advertising & Publicity	0	200	25	25
Outside Repairs/Service	0	500	25	25
Reimbursement to Other Agencies	0	25	25	25
IT Equipment	0	1,874	25	25
Balance Carry Forward (Approps)	137,174	0	0	0

STATE OF IOWA

Fiscal Year 2022 Annual Budget

SPECIAL DEPARTMENT: (040) Agriculture and Land Stewardship

Budget Unit: (009G420001) Avian Influenza

Schedule 6

	Fiscal Year 2020 Actual	Fiscal Year 2021 Estimated	Fiscal Year 2022 Department Request	Fiscal Year 2022 Governor's Recomm
Disposition of Resources (cont.)				
Total Disposition of Resources	$ 137,174	$ 137,174	$ 475	$ 475

STATE OF IOWA

Fiscal Year 2022 Annual Budget

SPECIAL DEPARTMENT: (040) Agriculture and Land Stewardship

Budget Unit: (009G490441) Native Horse and Dog Program

Schedule 6

	Fiscal Year 2020 Actual	Fiscal Year 2021 Estimated	Fiscal Year 2022 Department Request	Fiscal Year 2022 Governor's Recomm
Resources				
Appropriations				
Appropriation	$ 305,516	$ 305,516	$ 305,516	$ 305,516
Disposition of Resources				
Intra-State Transfers	$ 133,254	$ 305,516	$ 305,516	$ 305,516
Reversions	172,262	0	0	0
Total Disposition of Resources	$ 305,516	$ 305,516	$ 305,516	$ 305,516

STATE OF IOWA

Fiscal Year 2022 Annual Budget

SPECIAL DEPARTMENT: (040) Agriculture and Land Stewardship

Budget Unit: (009G610944) Motor Fuel Inspection

Schedule 6

	Fiscal Year 2020 Actual	Fiscal Year 2021 Estimated	Fiscal Year 2022 Department Request	Fiscal Year 2022 Governor's Recomm
Resources				
Appropriations				
Appropriation	$ 500,000	$ 500,000	$ 500,000	$ 500,000
Disposition of Resources				
Intra-State Transfers	$ 500,000	$ 500,000	$ 500,000	$ 500,000

STATE OF IOWA

Fiscal Year 2022 Annual Budget

SPECIAL DEPARTMENT: (040) Agriculture and Land Stewardship

Budget Unit: (009G690001) Local Food and Farm

Schedule 6

	Fiscal Year 2020 Actual	Fiscal Year 2021 Estimated	Fiscal Year 2022 Department Request	Fiscal Year 2022 Governor's Recomm
Resources				
Appropriations				
Appropriation	$ 75,000	$ 75,000	$ 75,000	$ 75,000
Other Resources				
Balance Brought Forward (Approps	70,000	74,086	0	0
Total Resources	$ 145,000	$ 149,086	$ 75,000	$ 75,000
Disposition of Resources				
Personal Services-Salaries	$ 5,031	$ 2,500	$ 2,500	$ 2,500
Personal Travel In State	0	2,000	2,000	2,000
Office Supplies	0	500	500	500
State Aid	65,883	144,086	70,000	70,000
Balance Carry Forward (Approps)	74,086	0	0	0
Total Disposition of Resources	$ 145,000	$ 149,086	$ 75,000	$ 75,000

STATE OF IOWA

Fiscal Year 2022 Annual Budget

SPECIAL DEPARTMENT: (040) Agriculture and Land Stewardship

Budget Unit: (009G700001) Agricultural Education

Schedule 6

	Fiscal Year 2020 Actual	Fiscal Year 2021 Estimated	Fiscal Year 2022 Department Request	Fiscal Year 2022 Governor's Recomm
Resources				
Appropriations				
Appropriation	$ 25,000	$ 25,000	$ 25,000	$ 25,000
Disposition of Resources				
State Aid	$ 25,000	$ 25,000	$ 25,000	$ 25,000

STATE OF IOWA

Fiscal Year 2022 Annual Budget

SPECIAL DEPARTMENT: (040) Agriculture and Land Stewardship

Budget Unit: (009GA10001) Hungry Canyons acct of Loess Hills Fund

Schedule 6

	Fiscal Year 2020 Actual	Fiscal Year 2021 Estimated	Fiscal Year 2022 Department Request	Fiscal Year 2022 Governor's Recomm
Resources				
Appropriations				
Appropriation	$ 50,000	$ 50,000	$ 50,000	$ 50,000
Disposition of Resources				
State Aid	$ 50,000	$ 50,000	$ 50,000	$ 50,000

STATE OF IOWA

Fiscal Year 2022 Annual Budget

SPECIAL DEPARTMENT: (040) Agriculture and Land Stewardship

Budget Unit: (009GA20001) Value Added Agriculture Grant Program

Schedule 6

	Fiscal Year 2020 Actual	Fiscal Year 2021 Estimated	Fiscal Year 2022 Department Request	Fiscal Year 2022 Governor's Recomm
Resources				
Appropriations				
Appropriation	$ 0	$ 0	$ 500,000	$ 500,000
Disposition of Resources				
State Aid	$ 0	$ 0	$ 500,000	$ 500,000

STATE OF IOWA

Fiscal Year 2022 Annual Budget

SPECIAL DEPARTMENT: (040) Agriculture and Land Stewardship

Budget Unit: (009GA40001) Milk Inspections

Schedule 6

	Fiscal Year 2020 Actual	Fiscal Year 2021 Estimated	Fiscal Year 2022 Department Request	Fiscal Year 2022 Governor's Recomm
Resources				
Appropriations				
Appropriation	$ 189,196	$ 189,196	$ 189,196	$ 189,196
Other Resources				
Balance Brought Forward (Approps	3,656	3,044	0	0
Total Resources	$ 192,852	$ 192,240	$ 189,196	$ 189,196
FTE	1.77	2.00	2.00	2.00
Disposition of Resources				
Personal Services-Salaries	$ 183,582	$ 177,346	$ 177,346	$ 177,346
Personal Travel In State	5,666	12,044	9,000	9,000
State Vehicle Operation	50	0	0	0
Personal Travel Out of State	117	2,000	2,000	2,000
Office Supplies	0	200	200	200
Other Supplies	16	200	200	200
Printing & Binding	0	25	25	25
Postage	248	250	250	250
Communications	0	25	25	25
Professional & Scientific Services	0	25	25	25
Outside Services	0	25	25	25
Reimbursement to Other Agencies	129	75	75	75
IT Equipment	0	25	25	25
Balance Carry Forward (Approps)	3,044	0	0	0
Total Disposition of Resources	$ 192,852	$ 192,240	$ 189,196	$ 189,196

STATE OF IOWA

Fiscal Year 2022 Annual Budget

SPECIAL DEPARTMENT: (040) Agriculture and Land Stewardship

Budget Unit: (009GA50001) Farmers with Disabilities

Schedule 6

	Fiscal Year 2020 Actual	Fiscal Year 2021 Estimated	Fiscal Year 2022 Department Request	Fiscal Year 2022 Governor's Recomm
Resources				
Appropriations				
Appropriation	$ 180,000	$ 180,000	$ 180,000	$ 180,000
Disposition of Resources				
State Aid	$ 180,000	$ 180,000	$ 180,000	$ 180,000

STATE OF IOWA

Fiscal Year 2022 Annual Budget

SPECIAL DEPARTMENT: (040) Agriculture and Land Stewardship

Budget Unit: (009GA60001) Water Quality Initiative

Schedule 6

	Fiscal Year 2020 Actual	Fiscal Year 2021 Estimated	Fiscal Year 2022 Department Request	Fiscal Year 2022 Governor's Recomm
Resources				
Appropriations				
Appropriation	$ 3,000,000	$ 3,000,000	$ 8,200,000	$ 3,000,000
Disposition of Resources				
Intra-State Transfers	$ 3,000,000	$ 3,000,000	$ 8,200,000	$ 3,000,000

STATE OF IOWA

Fiscal Year 2022 Annual Budget

SPECIAL DEPARTMENT: (040) Agriculture and Land Stewardship

Budget Unit: (009GA80001) GF-Ag Drainage Wells

Schedule 6

	Fiscal Year 2020 Actual	Fiscal Year 2021 Estimated	Fiscal Year 2022 Department Request	Fiscal Year 2022 Governor's Recomm
Resources				
Appropriations				
Appropriation	$ 1,875,000	$ 1,875,000	$ 0	$ 0
Disposition of Resources				
Intra-State Transfers	$ 1,875,000	$ 1,875,000	$ 0	$ 0

STATE OF IOWA

Fiscal Year 2022 Annual Budget

SPECIAL DEPARTMENT: (040) Agriculture and Land Stewardship

Budget Unit: (009GB30001) Foreign Animal Disease

Schedule 6

	Fiscal Year 2020 Actual	Fiscal Year 2021 Estimated	Fiscal Year 2022 Department Request	Fiscal Year 2022 Governor's Recomm
Resources				
Appropriations				
Appropriation	$ 500,000	$ 500,000	$ 1,000,000	$ 1,000,000
Disposition of Resources				
Intra-State Transfers	$ 500,000	$ 500,000	$ 1,000,000	$ 1,000,000

STATE OF IOWA

Fiscal Year 2022 Annual Budget

SPECIAL DEPARTMENT: (040) Agriculture and Land Stewardship

Budget Unit: (009GB40001) Grain Regulation

Schedule 6

	Fiscal Year 2020 Actual	Fiscal Year 2021 Estimated	Fiscal Year 2022 Department Request	Fiscal Year 2022 Governor's Recomm
Resources				
Appropriations				
Appropriation	$ 0	$ 350,000	$ 350,000	$ 350,000
Disposition of Resources				
Intra-State Transfers	$ 0	$ 350,000	$ 350,000	$ 350,000

STATE OF IOWA

Fiscal Year 2022 Annual Budget

SPECIAL DEPARTMENT: (040) Agriculture and Land Stewardship

Budget Unit: (01200000807) Loess Hills Development & Conservation Authority

Schedule 6

	Fiscal Year 2020 Actual	Fiscal Year 2021 Estimated	Fiscal Year 2022 Department Request	Fiscal Year 2022 Governor's Recomm
Resources				
Other Resources				
Balance Brought Forward (Funds)	$ 137	$ 156	$ 137	$ 156
Receipts				
Intra State Receipts	490,000	490,000	490,000	490,000
Interest	408	1,000	1,000	1,000
	490,408	491,000	491,000	491,000
Total Resources	$ 490,545	$ 491,156	$ 491,137	$ 491,156
Disposition of Resources				
State Aid	$ 490,389	$ 491,000	$ 491,000	$ 491,000
Balance Carry Forward (Funds)	156	156	137	156
Total Disposition of Resources	$ 490,545	$ 491,156	$ 491,137	$ 491,156

STATE OF IOWA

Fiscal Year 2022 Annual Budget

SPECIAL DEPARTMENT: (040) Agriculture and Land Stewardship

Budget Unit: (01600000817) Corn Promotion Fund

Schedule 6

	Fiscal Year 2020 Actual	Fiscal Year 2021 Estimated	Fiscal Year 2022 Department Request	Fiscal Year 2022 Governor's Recomm
Resources				
Receipts				
Promotional Checkoffs	$ 23,006,008	$ 24,558,608	$ 24,558,608	$ 24,558,608
Other	0	102,000	102,000	102,000
	23,006,008	24,660,608	24,660,608	24,660,608
Total Resources	$ 23,006,008	$ 24,660,608	$ 24,660,608	$ 24,660,608
Disposition of Resources				
Professional & Scientific Services	$ 37,710	$ 0	$ 0	$ 0
Refunds-Other	22,968,298	24,660,608	24,660,608	24,660,608
Total Disposition of Resources	$ 23,006,008	$ 24,660,608	$ 24,660,608	$ 24,660,608

STATE OF IOWA

Fiscal Year 2022 Annual Budget

SPECIAL DEPARTMENT: (040) Agriculture and Land Stewardship

Budget Unit: (01800000818) Egg Fund

Schedule 6

	Fiscal Year 2020 Actual	Fiscal Year 2021 Estimated	Fiscal Year 2022 Department Request	Fiscal Year 2022 Governor's Recomm
Resources				
Other Resources				
Balance Brought Forward (Funds)	$ -17,683	$ 164,297	$ -17,683	$ 164,297
Receipts				
Promotional Checkoffs	1,217,500	950,000	950,000	950,000
Other	0	18,000	18,000	18,000
	1,217,500	968,000	968,000	968,000
Total Resources	$ 1,199,816	$ 1,132,297	$ 950,317	$ 1,132,297
Disposition of Resources				
Refunds-Other	$ 1,035,520	$ 968,000	$ 968,000	$ 968,000
Balance Carry Forward (Funds)	164,297	164,297	-17,683	164,297
Total Disposition of Resources	$ 1,199,816	$ 1,132,297	$ 950,317	$ 1,132,297

STATE OF IOWA

Fiscal Year 2022 Annual Budget

SPECIAL DEPARTMENT: (040) Agriculture and Land Stewardship

Budget Unit: (02000000819) Soybean Promotion Fund

Schedule 6

	Fiscal Year 2020 Actual	Fiscal Year 2021 Estimated	Fiscal Year 2022 Department Request	Fiscal Year 2022 Governor's Recomm
Resources				
Receipts				
Promotional Checkoffs	$ 23,246,325	$ 28,000,000	$ 28,000,000	$ 28,000,000
Disposition of Resources				
Refunds-Other	$ 23,246,325	$ 28,000,000	$ 28,000,000	$ 28,000,000

STATE OF IOWA

Fiscal Year 2022 Annual Budget

SPECIAL DEPARTMENT: (040) Agriculture and Land Stewardship

Budget Unit: (02100000820) Turkey Marketing Fund

Schedule 6

	Fiscal Year 2020 Actual	Fiscal Year 2021 Estimated	Fiscal Year 2022 Department Request	Fiscal Year 2022 Governor's Recomm
Resources				
Receipts				
Promotional Checkoffs	$ 331,652	$ 350,000	$ 350,000	$ 350,000
Disposition of Resources				
Refunds-Other	$ 331,652	$ 350,000	$ 350,000	$ 350,000

STATE OF IOWA

Fiscal Year 2022 Annual Budget

SPECIAL DEPARTMENT: (040) Agriculture and Land Stewardship

Budget Unit: (02200000816) Cattle Promotion Fund

Schedule 6

	Fiscal Year 2020 Actual	Fiscal Year 2021 Estimated	Fiscal Year 2022 Department Request	Fiscal Year 2022 Governor's Recomm
Resources				
Receipts				
Promotional Checkoffs	$ 1,588,242	$ 1,600,000	$ 1,600,000	$ 1,600,000
Disposition of Resources				
Refunds-Other	$ 1,588,242	$ 1,600,000	$ 1,600,000	$ 1,600,000

STATE OF IOWA

Fiscal Year 2022 Annual Budget

SPECIAL DEPARTMENT: (660) Natural Resources, Department of

Budget Unit: (542G720001) GF-Natural Resources Operations

Schedule 6

	Fiscal Year 2020 Actual	Fiscal Year 2021 Estimated	Fiscal Year 2022 Department Request	Fiscal Year 2022 Governor's Recomm
Resources				
Appropriations				
Appropriation	$ 11,920,987	$ 11,958,058	$ 11,958,058	$ 11,958,058
OCIO Rate Adjustment	37,071	0	0	0
	11,958,058	11,958,058	11,958,058	11,958,058
Receipts				
Federal Support	23,699,334	27,541,035	27,541,035	27,541,035
Intra State Receipts	82,252,444	92,480,927	92,480,927	92,480,927
Gov Fund Type Transfers - Other A	466,322	311,724	311,724	311,724
Refunds & Reimbursements	2,429,467	4,176,955	4,176,955	4,176,955
	108,847,566	124,510,641	124,510,641	124,510,641
Total Resources	$ 120,805,624	$ 136,468,699	$ 136,468,699	$ 136,468,699
FTE	915.67	1,029.50	1,029.50	1,029.50
Disposition of Resources				
Personal Services-Salaries	$ 84,454,936	$ 92,103,359	$ 92,103,359	$ 92,103,359
Personal Travel In State	343,395	595,361	595,361	595,361
State Vehicle Operation	1,816,712	2,195,524	2,195,524	2,195,524
Depreciation	2,297,314	2,231,955	2,231,955	2,231,955
Personal Travel Out of State	216,319	397,128	397,128	397,128
Office Supplies	289,393	389,107	389,107	389,107
Facility Maintenance Supplies	934,518	1,444,490	1,444,490	1,444,490
Equipment Maintenance Supplies	1,608,638	1,517,800	1,517,800	1,517,800
Professional & Scientific Supplies	50,831	63,025	63,025	63,025
Ag.,Conservation & Horticulture Su	867,021	815,832	815,832	815,832
Other Supplies	626,877	520,291	520,291	520,291

STATE OF IOWA

Fiscal Year 2022 Annual Budget

SPECIAL DEPARTMENT: (660) Natural Resources, Department of

Budget Unit: (542G720001) GF-Natural Resources Operations

Schedule 6

	Fiscal Year 2020 Actual	Fiscal Year 2021 Estimated	Fiscal Year 2022 Department Request	Fiscal Year 2022 Governor's Recomm
Disposition of Resources (cont.)				
Printing & Binding	343,956	385,695	385,695	385,695
Uniforms & Related Items	161,845	190,509	190,509	190,509
Postage	347,546	369,428	369,428	369,428
Communications	923,233	1,072,560	1,072,560	1,072,560
Rentals	461,364	537,117	537,117	537,117
Utilities	1,777,019	1,727,650	1,727,650	1,727,650
Professional & Scientific Services	8,065,302	11,057,115	11,057,115	11,057,115
Outside Services	2,782,947	3,411,504	3,411,504	3,411,504
Advertising & Publicity	56,688	111,963	111,963	111,963
Outside Repairs/Service	0	700	700	700
Reimbursement to Other Agencies	1,502,178	1,865,296	1,865,296	1,865,296
ITS Reimbursements	1,878,784	2,979,220	2,979,220	2,979,220
IT Outside Services	1,039,242	1,282,190	1,282,190	1,282,190
Gov Fund Type Transfers - Attorney	52,555	45,000	45,000	45,000
Gov Fund Type Transfers - Auditor	322,158	250,000	250,000	250,000
Gov Fund Type Transfers - Other A	1,693,141	2,480,722	2,480,722	2,480,722
Equipment	1,626,122	1,341,269	1,341,269	1,341,269
Equipment - Non-Inventory	558,237	488,647	488,647	488,647
IT Equipment	872,253	546,996	546,996	546,996
Other Expense & Obligations	267,718	228,784	228,784	228,784
Licenses	6,527	2,700	2,700	2,700
Fees	480	0	0	0
State Aid	2,560,374	3,819,762	3,819,762	3,819,762
Total Disposition of Resources	$ 120,805,624	$ 136,468,699	$ 136,468,699	$ 136,468,699

STATE OF IOWA

Fiscal Year 2022 Annual Budget

SPECIAL DEPARTMENT: (660) Natural Resources, Department of

Budget Unit: (54200000002) Land and Water Conservation Fund

Schedule 6

	Fiscal Year 2020 Actual	Fiscal Year 2021 Estimated	Fiscal Year 2022 Department Request	Fiscal Year 2022 Governor's Recomm
Resources				
Other Resources				
Balance Brought Forward (Funds)	$ 2,005,740	$ 1,904,497	$ 1,505,740	$ 1,404,497
Receipts				
Intra State Receipts	6,235,000	6,235,000	6,235,000	6,235,000
Gov Fund Type Transfers - Other A	14,684	18,000	18,000	18,000
Fees, Licenses & Permits	36,644	0	0	0
Refunds & Reimbursements	6,488	25,000	25,000	25,000
Sale Of Equipment & Salvage	1,439	15,000	15,000	15,000
Rents & Leases	4,955,787	4,720,000	4,720,000	4,720,000
Agricultural Sales	2,804	500,000	500,000	500,000
Other Sales & Services	1,398,102	2,166,000	2,166,000	2,166,000
Unearned Receipts	9,206	19,000	19,000	19,000
Other	503,785	45,000	45,000	45,000
	13,163,938	13,743,000	13,743,000	13,743,000
Total Resources	$ 15,169,678	$ 15,647,497	$ 15,248,740	$ 15,147,497
Disposition of Resources				
Intra-State Transfers	$ 13,265,181	$ 14,243,000	$ 14,243,000	$ 14,243,000
Balance Carry Forward (Funds)	1,904,497	1,404,497	1,005,740	904,497
Total Disposition of Resources	$ 15,169,678	$ 15,647,497	$ 15,248,740	$ 15,147,497

STATE OF IOWA

Fiscal Year 2022 Annual Budget

SPECIAL DEPARTMENT: (660) Natural Resources, Department of

Budget Unit: (54200000048) Snowmobile Registration Fees

Schedule 6

	Fiscal Year 2020 Actual	Fiscal Year 2021 Estimated	Fiscal Year 2022 Department Request	Fiscal Year 2022 Governor's Recomm
Resources				
Other Resources				
Balance Brought Forward (Funds)	$ 226,251	$ 704,597	$ 150,000	$ 642,116
Reversions	25,261	0	0	0
	251,512	704,597	150,000	642,116
Receipts				
Fees, Licenses & Permits	632,342	1,000,000	1,000,000	1,000,000
Total Resources	$ 883,854	$ 1,704,597	$ 1,150,000	$ 1,642,116
Disposition of Resources				
Office Supplies	$ 358	$ 1,000	$ 1,000	$ 1,000
Printing & Binding	0	2,000	2,000	2,000
Postage	32	500	500	500
Rentals	0	1,000	1,000	1,000
Professional & Scientific Services	56,205	60,000	60,000	60,000
Intra-State Transfers	13,520	197,981	197,981	197,981
State Aid	9,142	700,000	700,000	700,000
Appropriation	100,000	100,000	100,000	100,000
Balance Carry Forward (Funds)	704,597	642,116	87,519	579,635
Total Disposition of Resources	$ 883,854	$ 1,704,597	$ 1,150,000	$ 1,642,116

STATE OF IOWA

Fiscal Year 2022 Annual Budget

SPECIAL DEPARTMENT: (660) Natural Resources, Department of

Budget Unit: (54200000049) ATV Registration Fees

Schedule 6

	Fiscal Year 2020 Actual	Fiscal Year 2021 Estimated	Fiscal Year 2022 Department Request	Fiscal Year 2022 Governor's Recomm
Resources				
Other Resources				
Balance Brought Forward (Funds)	$ 1,929,585	$ 2,377,384	$ 2,299,970	$ 2,076,210
Receipts				
Gov Fund Type Transfers - Other A	190,810	195,000	195,000	195,000
Fees, Licenses & Permits	1,407,982	1,300,000	1,300,000	1,300,000
Refunds & Reimbursements	0	5,000	5,000	5,000
	1,598,792	1,500,000	1,500,000	1,500,000
Total Resources	$ 3,528,377	$ 3,877,384	$ 3,799,970	$ 3,576,210
Disposition of Resources				
Facility Maintenance Supplies	$ 4,356	$ 1,000	$ 1,000	$ 1,000
Equipment Maintenance Supplies	0	5,000	5,000	5,000
Other Supplies	0	1,000	1,000	1,000
Printing & Binding	0	1,000	1,000	1,000
Professional & Scientific Services	143,129	150,000	150,000	150,000
Outside Services	0	20,000	20,000	20,000
Intra-State Transfers	361,408	472,174	472,174	472,174
Gov Fund Type Transfers - Other A	0	1,000	1,000	1,000
Equipment	32,059	125,000	125,000	125,000
Equipment - Non-Inventory	5,692	50,000	50,000	50,000
Other Expense & Obligations	0	25,000	25,000	25,000
State Aid	454,041	750,000	750,000	750,000
Capitals	150,308	200,000	200,000	200,000
Balance Carry Forward (Funds)	2,377,384	2,076,210	1,998,796	1,775,036
Total Disposition of Resources	$ 3,528,377	$ 3,877,384	$ 3,799,970	$ 3,576,210

STATE OF IOWA

Fiscal Year 2022 Annual Budget

SPECIAL DEPARTMENT: (660) Natural Resources, Department of

Budget Unit: (54200000050) Groundwater Protection Fund

Schedule 6

	Fiscal Year 2020 Actual	Fiscal Year 2021 Estimated	Fiscal Year 2022 Department Request	Fiscal Year 2022 Governor's Recomm
Resources				
Other Resources				
Balance Brought Forward (Funds)	$ 10,237,923	$ 13,457,902	$ 11,782,822	$ 9,942,128
Reversions	311,222	0	0	0
	10,549,145	13,457,902	11,782,822	9,942,128
Receipts				
Gov Fund Type Transfers - Other A	2,535	10,000	10,000	10,000
Interest	207,810	155,000	155,000	155,000
Fees, Licenses & Permits	14,178,534	12,935,000	12,935,000	12,935,000
Refunds & Reimbursements	328,736	750,000	750,000	750,000
Other	2	100,000	100,000	100,000
	14,717,617	13,950,000	13,950,000	13,950,000
Total Resources	$ 25,266,763	$ 27,407,902	$ 25,732,822	$ 23,892,128
Disposition of Resources				
Professional & Scientific Services	$ 82,794	$ 85,000	$ 85,000	$ 85,000
Outside Services	465,746	470,000	470,000	470,000
Intra-State Transfers	509,348	1,411,925	1,411,925	1,411,925
Gov Fund Type Transfers - Other A	1,938,544	3,070,000	3,070,000	3,070,000
State Aid	5,356,598	8,973,017	8,973,017	8,973,017
Appropriation	3,455,832	3,455,832	3,455,832	3,455,832
Balance Carry Forward (Funds)	13,457,902	9,942,128	8,267,048	6,426,354
Total Disposition of Resources	$ 25,266,763	$ 27,407,902	$ 25,732,822	$ 23,892,128

STATE OF IOWA

Fiscal Year 2022 Annual Budget

SPECIAL DEPARTMENT: (660) Natural Resources, Department of

Budget Unit: (5420000008G) Air Quality Fund

Schedule 6

	Fiscal Year 2020 Actual	Fiscal Year 2021 Estimated	Fiscal Year 2022 Department Request	Fiscal Year 2022 Governor's Recomm
Resources				
Other Resources				
Balance Brought Forward (Funds)	$ 452,203	$ 464,977	$ 405,920	$ 506,116
Receipts				
Gov Fund Type Transfers - Other A	2,400	0	0	0
Interest	8,465	6,000	6,000	6,000
Fees, Licenses & Permits	1,373,736	1,864,000	1,864,000	1,864,000
	1,384,602	1,870,000	1,870,000	1,870,000
Total Resources	$ 1,836,805	$ 2,334,977	$ 2,275,920	$ 2,376,116
Disposition of Resources				
Intra-State Transfers	$ 1,371,828	$ 1,828,861	$ 1,828,861	$ 1,828,861
Balance Carry Forward (Funds)	464,977	506,116	447,059	547,255
Total Disposition of Resources	$ 1,836,805	$ 2,334,977	$ 2,275,920	$ 2,376,116

STATE OF IOWA

Fiscal Year 2022 Annual Budget

SPECIAL DEPARTMENT: (660) Natural Resources, Department of

Budget Unit: (54200000098) Hazardous Waste Remedial Fund

Schedule 6

	Fiscal Year 2020 Actual	Fiscal Year 2021 Estimated	Fiscal Year 2022 Department Request	Fiscal Year 2022 Governor's Recomm
Resources				
Other Resources				
Balance Brought Forward (Funds)	$ 419,066	$ 394,943	$ 350,000	$ 182,031
Receipts				
Fees, Licenses & Permits	218,427	215,000	215,000	215,000
Other	2,040	10,000	10,000	10,000
	220,467	225,000	225,000	225,000
Total Resources	$ 639,533	$ 619,943	$ 575,000	$ 407,031
Disposition of Resources				
Intra-State Transfers	$ 244,590	$ 237,912	$ 237,912	$ 207,031
State Aid	0	200,000	200,000	200,000
Balance Carry Forward (Funds)	394,943	182,031	137,088	0
Total Disposition of Resources	$ 639,533	$ 619,943	$ 575,000	$ 407,031

STATE OF IOWA

Fiscal Year 2022 Annual Budget

SPECIAL DEPARTMENT: (660) Natural Resources, Department of

Budget Unit: (54200000147) Resource Enhancement & Protection Fund

Schedule 6

	Fiscal Year 2020 Actual	Fiscal Year 2021 Estimated	Fiscal Year 2022 Department Request	Fiscal Year 2022 Governor's Recomm
Resources				
Other Resources				
Balance Brought Forward (Funds)	$ 11,349,896	$ 10,619,467	$ 8,817,835	$ 2,364,498
Receipts				
Federal Support	1,236,299	650,000	650,000	650,000
Intra State Receipts	12,224,530	12,225,000	12,225,000	12,225,000
Gov Fund Type Transfers - Other A	5,458,839	2,790,000	2,790,000	2,790,000
Interest	192,246	175,000	175,000	175,000
Refunds & Reimbursements	133,299	105,000	105,000	105,000
Sale Of Equipment & Salvage	382	0	0	0
	19,245,595	15,945,000	15,945,000	15,945,000
Total Resources	$ 30,595,491	$ 26,564,467	$ 24,762,835	$ 18,309,498
Disposition of Resources				
Facility Maintenance Supplies	$ 117,394	$ 91,000	$ 91,000	$ 91,000
Equipment Maintenance Supplies	6,330	10,500	10,500	10,500
Ag.,Conservation & Horticulture Su	81,535	81,000	81,000	81,000
Other Supplies	1,272	6,000	6,000	6,000
Printing & Binding	6,127	7,500	7,500	7,500
Rentals	30,728	30,000	30,000	30,000
Professional & Scientific Services	789,343	405,000	405,000	405,000
Outside Services	299,512	410,000	410,000	410,000
Intra-State Transfers	5,108,641	6,441,123	6,441,123	4,847,434
Gov Fund Type Transfers - Other A	393,990	398,850	398,850	398,850
Equipment	0	21,000	21,000	21,000
Equipment - Non-Inventory	14,461	18,000	18,000	18,000
Other Expense & Obligations	644,257	850,600	850,600	850,600
Licenses	200	500	500	500

STATE OF IOWA

Fiscal Year 2022 Annual Budget

SPECIAL DEPARTMENT: (660) Natural Resources, Department of

Budget Unit: (54200000147) Resource Enhancement & Protection Fund

Schedule 6

	Fiscal Year 2020 Actual	Fiscal Year 2021 Estimated	Fiscal Year 2022 Department Request	Fiscal Year 2022 Governor's Recomm
Disposition of Resources (cont.)				
State Aid	5,013,795	10,053,166	10,053,166	4,733,750
Capitals	7,468,439	5,375,730	5,375,730	5,004,591
Balance Carry Forward (Funds)	10,619,467	2,364,498	562,866	1,393,773
Total Disposition of Resources	$ 30,595,491	$ 26,564,467	$ 24,762,835	$ 18,309,498

STATE OF IOWA

Fiscal Year 2022 Annual Budget

SPECIAL DEPARTMENT: (660) Natural Resources, Department of

Budget Unit: (54200000233) Fish And Wildlife Trust Fund

Schedule 6

	Fiscal Year 2020 Actual	Fiscal Year 2021 Estimated	Fiscal Year 2022 Department Request	Fiscal Year 2022 Governor's Recomm
Resources				
Other Resources				
Balance Brought Forward (Funds)	$ 14,676,131	$ 16,647,073	$ 11,594,536	$ 9,373,572
Reversions	2,949,951	0	0	0
	17,626,082	16,647,073	11,594,536	9,373,572
Receipts				
Federal Support	20,395,130	15,000,000	15,000,000	15,000,000
Intra State Receipts	412,891	203,000	203,000	203,000
Reimbursement from Other Agenci	11,849	5,000	5,000	5,000
Gov Fund Type Transfers - Other A	199	10,000	10,000	10,000
Interest	259,683	150,000	150,000	150,000
Fees, Licenses & Permits	36,789,630	35,700,000	35,700,000	35,700,000
Refunds & Reimbursements	397,255	400,000	400,000	400,000
Sale Of Equipment & Salvage	528	2,000	2,000	2,000
Rents & Leases	414,949	500,000	500,000	500,000
Agricultural Sales	119,888	75,000	75,000	75,000
Other Sales & Services	685,466	1,000,000	1,000,000	1,000,000
Unearned Receipts	116,427	265,000	265,000	265,000
Income Tax Checkoffs	130,027	150,000	150,000	150,000
Other	368,664	1,540,000	1,540,000	1,540,000
	60,102,586	55,000,000	55,000,000	55,000,000
Total Resources	$ 77,728,668	$ 71,647,073	$ 66,594,536	$ 64,373,572
Disposition of Resources				
Intra-State Transfers	$ 15,990,000	$ 16,000,000	$ 16,000,000	$ 16,000,000
Appropriation	45,091,595	46,273,501	46,273,501	46,273,501
Balance Carry Forward (Funds)	16,647,073	9,373,572	4,321,035	2,100,071
Total Disposition of Resources	$ 77,728,668	$ 71,647,073	$ 66,594,536	$ 64,373,572

STATE OF IOWA

Fiscal Year 2022 Annual Budget

SPECIAL DEPARTMENT: (660) Natural Resources, Department of

Budget Unit: (54200000325) Air Contaminant Source Fund

Schedule 6

	Fiscal Year 2020 Actual	Fiscal Year 2021 Estimated	Fiscal Year 2022 Department Request	Fiscal Year 2022 Governor's Recomm
Resources				
Other Resources				
Balance Brought Forward (Funds)	$ 8,605,416	$ 5,273,299	$ 3,009,874	$ 4,280,243
Receipts				
Gov Fund Type Transfers - Other A	0	1,000	1,000	1,000
Interest	116,537	105,000	105,000	105,000
Fees, Licenses & Permits	3,666,422	6,880,000	6,880,000	6,880,000
Refunds & Reimbursements	68	1,000	1,000	1,000
Other	114	1,000	1,000	1,000
	3,783,142	6,988,000	6,988,000	6,988,000
Total Resources	$ 12,388,558	$ 12,261,299	$ 9,997,874	$ 11,268,243
Disposition of Resources				
Intra-State Transfers	$ 7,115,259	$ 7,981,056	$ 7,981,056	$ 7,981,056
Balance Carry Forward (Funds)	5,273,299	4,280,243	2,016,818	3,287,187
Total Disposition of Resources	$ 12,388,558	$ 12,261,299	$ 9,997,874	$ 11,268,243

STATE OF IOWA

Fiscal Year 2022 Annual Budget

SPECIAL DEPARTMENT: (660) Natural Resources, Department of

Budget Unit: (54200000335) Forestry Manage & Enhance Fund

Schedule 6

	Fiscal Year 2020 Actual	Fiscal Year 2021 Estimated	Fiscal Year 2022 Department Request	Fiscal Year 2022 Governor's Recomm
Resources				
Other Resources				
Balance Brought Forward (Funds)	$ 386,988	$ 357,276	$ 295,364	$ 265,652
Receipts				
Gov Fund Type Transfers - Other A	173	1,000	1,000	1,000
Interest	6,141	1,000	1,000	1,000
Other Sales & Services	46,370	48,000	48,000	48,000
Other	0	10,000	10,000	10,000
	52,684	60,000	60,000	60,000
Total Resources	$ 439,673	$ 417,276	$ 355,364	$ 325,652
Disposition of Resources				
Intra-State Transfers	$ 82,397	$ 151,624	$ 151,624	$ 151,624
Balance Carry Forward (Funds)	357,276	265,652	203,740	174,028
Total Disposition of Resources	$ 439,673	$ 417,276	$ 355,364	$ 325,652

STATE OF IOWA

Fiscal Year 2022 Annual Budget

SPECIAL DEPARTMENT: (660) Natural Resources, Department of

Budget Unit: (54200000376) Water Quality Protection Fund

Schedule 6

	Fiscal Year 2020 Actual	Fiscal Year 2021 Estimated	Fiscal Year 2022 Department Request	Fiscal Year 2022 Governor's Recomm
Resources				
Other Resources				
Balance Brought Forward (Funds)	$ 1,005,642	$ 658,846	$ 653,920	$ 388,754
Receipts				
Intra State Receipts	500,000	500,000	500,000	500,000
Gov Fund Type Transfers - Other A	1,481	1,000	1,000	1,000
Interest	20,240	15,000	15,000	15,000
Fees, Licenses & Permits	782,472	722,500	722,500	722,500
	1,304,194	1,238,500	1,238,500	1,238,500
Total Resources	$ 2,309,836	$ 1,897,346	$ 1,892,420	$ 1,627,254
Disposition of Resources				
Professional & Scientific Services	$ 0	$ 300,000	$ 300,000	$ 300,000
Intra-State Transfers	1,650,990	1,208,592	1,208,592	1,143,668
Balance Carry Forward (Funds)	658,846	388,754	383,828	183,586
Total Disposition of Resources	$ 2,309,836	$ 1,897,346	$ 1,892,420	$ 1,627,254

STATE OF IOWA

Fiscal Year 2022 Annual Budget

SPECIAL DEPARTMENT: (660) Natural Resources, Department of

Budget Unit: (54200000473) Animal Agriculture Compliance

Schedule 6

	Fiscal Year 2020 Actual	Fiscal Year 2021 Estimated	Fiscal Year 2022 Department Request	Fiscal Year 2022 Governor's Recomm
Resources				
Other Resources				
Balance Brought Forward (Funds)	$ 1,214,152	$ 1,358,952	$ 950,000	$ 900,146
Receipts				
Interest	22,917	25,000	25,000	25,000
Fees, Licenses & Permits	2,253,288	2,180,000	2,180,000	2,180,000
	2,276,205	2,205,000	2,205,000	2,205,000
Total Resources	$ 3,490,357	$ 3,563,952	$ 3,155,000	$ 3,105,146
FTE	12.52	13.45	13.45	13.45
Disposition of Resources				
Personal Services-Salaries	$ 1,377,213	$ 1,467,834	$ 1,467,834	$ 1,467,834
Personal Travel In State	1,715	23,900	23,900	23,900
State Vehicle Operation	27,862	38,000	38,000	38,000
Depreciation	38,520	60,000	60,000	60,000
Personal Travel Out of State	0	7,570	7,570	7,570
Office Supplies	50	660	660	660
Facility Maintenance Supplies	199	500	500	500
Equipment Maintenance Supplies	0	1,000	1,000	1,000
Other Supplies	526	1,090	1,090	1,090
Printing & Binding	791	5,050	5,050	5,050
Uniforms & Related Items	996	775	775	775
Postage	1,894	2,500	2,500	2,500
Communications	10,746	12,700	12,700	12,700
Rentals	0	5,500	5,500	5,500
Professional & Scientific Services	226,624	528,000	528,000	528,000

STATE OF IOWA

Fiscal Year 2022 Annual Budget

SPECIAL DEPARTMENT: (660) Natural Resources, Department of

Budget Unit: (54200000473) Animal Agriculture Compliance

Schedule 6

	Fiscal Year 2020 Actual	Fiscal Year 2021 Estimated	Fiscal Year 2022 Department Request	Fiscal Year 2022 Governor's Recomm
Disposition of Resources (cont.)				
Outside Services	0	10,700	10,700	10,700
Intra-State Transfers	301,015	335,067	335,067	335,067
Reimbursement to Other Agencies	792	1,010	1,010	1,010
ITS Reimbursements	958	1,100	1,100	1,100
IT Outside Services	127,643	125,000	125,000	125,000
Equipment	0	11,000	11,000	11,000
Equipment - Non-Inventory	255	8,050	8,050	8,050
IT Equipment	7,193	10,400	10,400	10,400
Other Expense & Obligations	6,415	6,400	6,400	6,400
Balance Carry Forward (Funds)	1,358,952	900,146	491,194	441,340
Total Disposition of Resources	$ 3,490,357	$ 3,563,952	$ 3,155,000	$ 3,105,146

STATE OF IOWA

Fiscal Year 2022 Annual Budget

SPECIAL DEPARTMENT: (660) Natural Resources, Department of

Budget Unit: (54200000474) Livestock Remediation Fund

Schedule 6

	Fiscal Year 2020 Actual	Fiscal Year 2021 Estimated	Fiscal Year 2022 Department Request	Fiscal Year 2022 Governor's Recomm
Resources				
Other Resources				
Balance Brought Forward (Funds)	$ 1,592,217	$ 1,682,171	$ 1,668,349	$ 1,782,171
Receipts				
Interest	27,627	25,000	25,000	25,000
Fees, Licenses & Permits	62,327	85,000	85,000	85,000
	89,955	110,000	110,000	110,000
Total Resources	$ 1,682,171	$ 1,792,171	$ 1,778,349	$ 1,892,171
Disposition of Resources				
Professional & Scientific Services	$ 0	$ 5,000	$ 5,000	$ 5,000
Intra-State Transfers	0	5,000	5,000	5,000
Balance Carry Forward (Funds)	1,682,171	1,782,171	1,768,349	1,882,171
Total Disposition of Resources	$ 1,682,171	$ 1,792,171	$ 1,778,349	$ 1,892,171

STATE OF IOWA

Fiscal Year 2022 Annual Budget

SPECIAL DEPARTMENT: (660) Natural Resources, Department of

Budget Unit: (54200000597) Marine Fuel Tax Capitals Fund

Schedule 6

	Fiscal Year 2020 Actual	Fiscal Year 2021 Estimated	Fiscal Year 2022 Department Request	Fiscal Year 2022 Governor's Recomm
Resources				
Other Resources				
Balance Brought Forward (Funds)	$ 4,367,609	$ 4,161,438	$ 4,000,176	$ 2,180,438
Receipts				
Federal Support	780,521	600,000	600,000	600,000
Intra State Receipts	4,072,665	3,850,000	3,850,000	3,850,000
Gov Fund Type Transfers - Other A	62,634	65,000	65,000	65,000
Refunds & Reimbursements	3,000	10,000	10,000	10,000
	4,918,819	4,525,000	4,525,000	4,525,000
Total Resources	$ 9,286,429	$ 8,686,438	$ 8,525,176	$ 6,705,438
Disposition of Resources				
Facility Maintenance Supplies	$ 169,883	$ 100,000	$ 100,000	$ 100,000
Equipment Maintenance Supplies	640	5,000	5,000	5,000
Ag.,Conservation & Horticulture Su	91,009	75,000	75,000	75,000
Other Supplies	1,466	5,000	5,000	5,000
Printing & Binding	740	4,000	4,000	4,000
Postage	56	1,000	1,000	1,000
Rentals	1,030	5,000	5,000	5,000
Professional & Scientific Services	70,523	100,000	100,000	100,000
Outside Services	107,004	100,000	100,000	100,000
Intra-State Transfers	675,341	1,000,000	1,000,000	1,000,000
Gov Fund Type Transfers - Other A	175	5,000	5,000	5,000
Equipment	0	50,000	50,000	50,000
Equipment - Non-Inventory	8,261	10,000	10,000	10,000
Other Expense & Obligations	1,874	10,000	10,000	10,000
Licenses	0	1,000	1,000	1,000
Refunds-Other	0	35,000	35,000	35,000

STATE OF IOWA

Fiscal Year 2022 Annual Budget

SPECIAL DEPARTMENT: (660) Natural Resources, Department of

Budget Unit: (54200000597) Marine Fuel Tax Capitals Fund

Schedule 6

	Fiscal Year 2020 Actual	Fiscal Year 2021 Estimated	Fiscal Year 2022 Department Request	Fiscal Year 2022 Governor's Recomm
Disposition of Resources (cont.)				
State Aid	518,526	500,000	500,000	500,000
Capitals	3,478,465	4,500,000	4,500,000	4,500,000
Balance Carry Forward (Funds)	4,161,438	2,180,438	2,019,176	199,438
Total Disposition of Resources	$ 9,286,429	$ 8,686,438	$ 8,525,176	$ 6,705,438

STATE OF IOWA

Fiscal Year 2022 Annual Budget

SPECIAL DEPARTMENT: (660) Natural Resources, Department of

Budget Unit: (54200000598) Fish and Wildlife Capitals Fund

Schedule 6

	Fiscal Year 2020 Actual	Fiscal Year 2021 Estimated	Fiscal Year 2022 Department Request	Fiscal Year 2022 Governor's Recomm
Resources				
Other Resources				
Balance Brought Forward (Funds)	$ 252,971	$ 210,022	$ 341,792	$ 210,022
Receipts				
Intra State Receipts	15,990,000	16,000,000	16,000,000	16,000,000
Total Resources	$ 16,242,971	$ 16,210,022	$ 16,341,792	$ 16,210,022
Disposition of Resources				
Personal Services-Salaries	$ 179,915	$ 250,000	$ 250,000	$ 250,000
Office Supplies	0	1,000	1,000	1,000
Facility Maintenance Supplies	28,881	25,000	25,000	25,000
Ag.,Conservation & Horticulture Su	218,612	300,000	300,000	300,000
Other Supplies	3,497	8,000	8,000	8,000
Printing & Binding	1,765	5,000	5,000	5,000
Postage	21	1,000	1,000	1,000
Professional & Scientific Services	2,288,249	1,900,000	1,900,000	1,900,000
Outside Services	1,078,968	1,250,000	1,250,000	1,250,000
Gov Fund Type Transfers - Other A	7,476	10,000	10,000	10,000
Equipment	4,814	5,000	5,000	5,000
Equipment - Non-Inventory	6,202	5,000	5,000	5,000
Other Expense & Obligations	804,477	800,000	800,000	800,000
State Aid	1,307,008	2,000,000	2,000,000	2,000,000
Capitals	10,103,064	9,440,000	9,440,000	9,440,000
Balance Carry Forward (Funds)	210,022	210,022	341,792	210,022
Total Disposition of Resources	$ 16,242,971	$ 16,210,022	$ 16,341,792	$ 16,210,022

STATE OF IOWA

Fiscal Year 2022 Annual Budget

SPECIAL DEPARTMENT: (660) Natural Resources, Department of

Budget Unit: (54200000945) Nat'l Pollutant Discharge Elimination System Permit Fund

Schedule 6

	Fiscal Year 2020 Actual	Fiscal Year 2021 Estimated	Fiscal Year 2022 Department Request	Fiscal Year 2022 Governor's Recomm
Resources				
Other Resources				
Balance Brought Forward (Funds)	$ 346,882	$ 330,312	$ 370,045	$ 330,312
Receipts				
Gov Fund Type Transfers - Other A	950	5,000	5,000	5,000
Interest	10,660	10,000	10,000	10,000
Fees, Licenses & Permits	671,820	685,000	685,000	685,000
	683,430	700,000	700,000	700,000
Total Resources	$ 1,030,312	$ 1,030,312	$ 1,070,045	$ 1,030,312
Disposition of Resources				
Intra-State Transfers	$ 700,000	$ 700,000	$ 700,000	$ 700,000
Balance Carry Forward (Funds)	330,312	330,312	370,045	330,312
Total Disposition of Resources	$ 1,030,312	$ 1,030,312	$ 1,070,045	$ 1,030,312

STATE OF IOWA

Fiscal Year 2022 Annual Budget

SPECIAL DEPARTMENT: (660) Natural Resources, Department of

Budget Unit: (54200000947) Septic Management Fund

Schedule 6

	Fiscal Year 2020 Actual	Fiscal Year 2021 Estimated	Fiscal Year 2022 Department Request	Fiscal Year 2022 Governor's Recomm
Resources				
Other Resources				
Balance Brought Forward (Funds)	$ 260,966	$ 253,826	$ 329,584	$ 203,826
Receipts				
Fees, Licenses & Permits	105,751	50,000	50,000	50,000
Total Resources	$ 366,717	$ 303,826	$ 379,584	$ 253,826
Disposition of Resources				
Professional & Scientific Services	$ 112,891	$ 100,000	$ 100,000	$ 100,000
Balance Carry Forward (Funds)	253,826	203,826	279,584	153,826
Total Disposition of Resources	$ 366,717	$ 303,826	$ 379,584	$ 253,826

STATE OF IOWA

Fiscal Year 2022 Annual Budget

SPECIAL DEPARTMENT: (660) Natural Resources, Department of

Budget Unit: (54200000975) Water Use Permit Fund

Schedule 6

	Fiscal Year 2020 Actual	Fiscal Year 2021 Estimated	Fiscal Year 2022 Department Request	Fiscal Year 2022 Governor's Recomm
Resources				
Other Resources				
Balance Brought Forward (Funds)	$ 335,120	$ 315,021	$ 293,608	$ 338,101
Receipts				
Gov Fund Type Transfers - Other A	2,751	5,000	5,000	5,000
Interest	7,088	5,000	5,000	5,000
Fees, Licenses & Permits	347,312	390,000	390,000	390,000
	357,151	400,000	400,000	400,000
Total Resources	$ 692,271	$ 715,021	$ 693,608	$ 738,101
Disposition of Resources				
Intra-State Transfers	$ 377,250	$ 376,920	$ 376,920	$ 376,920
Balance Carry Forward (Funds)	315,021	338,101	316,688	361,181
Total Disposition of Resources	$ 692,271	$ 715,021	$ 693,608	$ 738,101

STATE OF IOWA

Fiscal Year 2022 Annual Budget

SPECIAL DEPARTMENT: (660) Natural Resources, Department of

Budget Unit: (542G820001) Floodplain Management Program

Schedule 6

	Fiscal Year 2020 Actual	Fiscal Year 2021 Estimated	Fiscal Year 2022 Department Request	Fiscal Year 2022 Governor's Recomm
Resources				
Appropriations				
Appropriation	$ 1,510,000	$ 1,510,000	$ 1,510,000	$ 1,510,000
Other Resources				
Balance Brought Forward (Approps	692,777	1,072,335	912,239	322,239
Total Resources	$ 2,202,777	$ 2,582,335	$ 2,422,239	$ 1,832,239
Disposition of Resources				
Intra-State Transfers	$ 1,130,442	$ 2,260,096	$ 2,100,000	$ 1,832,239
Balance Carry Forward (Approps)	1,072,335	322,239	322,239	0
Total Disposition of Resources	$ 2,202,777	$ 2,582,335	$ 2,422,239	$ 1,832,239

STATE OF IOWA

Fiscal Year 2022 Annual Budget

SPECIAL DEPARTMENT: (660) Natural Resources, Department of

Budget Unit: (542G830001) Forestry Health Management GF

Schedule 6

	Fiscal Year 2020 Actual	Fiscal Year 2021 Estimated	Fiscal Year 2022 Department Request	Fiscal Year 2022 Governor's Recomm
Resources				
Appropriations				
Appropriation	$ 500,000	$ 500,000	$ 500,000	$ 500,000
Other Resources				
Balance Brought Forward (Approps	492,861	459,081	450,000	199,000
Total Resources	$ 992,861	$ 959,081	$ 950,000	$ 699,000
Disposition of Resources				
Office Supplies	$ 107	$ 500	$ 500	$ 500
Ag.,Conservation & Horticulture Su	16,834	25,000	25,000	25,000
Other Supplies	131	0	0	0
Printing & Binding	6,500	10,000	10,000	10,000
Professional & Scientific Services	29,240	100,000	100,000	100,000
Outside Services	110,068	65,000	65,000	65,000
Intra-State Transfers	359,523	549,581	540,500	488,500
Equipment	10,000	0	0	0
Equipment - Non-Inventory	0	5,000	5,000	5,000
IT Equipment	1,377	5,000	5,000	5,000
Balance Carry Forward (Approps)	459,081	199,000	199,000	0
Total Disposition of Resources	$ 992,861	$ 959,081	$ 950,000	$ 699,000

STATE OF IOWA

Fiscal Year 2022 Annual Budget

SPECIAL DEPARTMENT: (660) Natural Resources, Department of

Budget Unit: (542H010943) Air Quality Application System

Schedule 6

	Fiscal Year 2020 Actual	Fiscal Year 2021 Estimated	Fiscal Year 2022 Department Request	Fiscal Year 2022 Governor's Recomm
Resources				
Other Resources				
Balance Brought Forward (Approps	$ 553,402	$ 53,632	$ 50,000	$ 0
Disposition of Resources				
Intra-State Transfers	$ 499,770	$ 53,632	$ 50,000	$ 0
Balance Carry Forward (Approps)	53,632	0	0	0
Total Disposition of Resources	$ 553,402	$ 53,632	$ 50,000	$ 0

STATE OF IOWA

Fiscal Year 2022 Annual Budget

SPECIAL DEPARTMENT: (660) Natural Resources, Department of

Budget Unit: (542H200233) F&G-DNR Admin Expenses

Schedule 6

	Fiscal Year 2020 Actual	Fiscal Year 2021 Estimated	Fiscal Year 2022 Department Request	Fiscal Year 2022 Governor's Recomm
Resources				
Appropriations				
Appropriation	$ 44,007,044	$ 45,091,595	$ 46,273,501	$ 46,273,501
Salary Adjustment	995,581	1,181,906	0	0
OCIO Rate Adjustment	88,970	0	0	0
	45,091,595	46,273,501	46,273,501	46,273,501
Total Resources	$ 45,091,595	$ 46,273,501	$ 46,273,501	$ 46,273,501
Disposition of Resources				
Intra-State Transfers	$ 42,141,644	$ 46,273,501	$ 46,273,501	$ 46,273,501
Reversions	2,949,951	0	0	0
Total Disposition of Resources	$ 45,091,595	$ 46,273,501	$ 46,273,501	$ 46,273,501

STATE OF IOWA

Fiscal Year 2022 Annual Budget

SPECIAL DEPARTMENT: (660) Natural Resources, Department of

Budget Unit: (542H220295) Floodplain Mgmt and Dam Safety

Schedule 6

	Fiscal Year 2020 Actual	Fiscal Year 2021 Estimated	Fiscal Year 2022 Department Request	Fiscal Year 2022 Governor's Recomm
Resources				
Appropriations				
Appropriation	$ 375,000	$ 375,000	$ 375,000	$ 375,000
Other Resources				
Balance Brought Forward (Approps	375,000	0	0	0
Total Resources	$ 750,000	$ 375,000	$ 375,000	$ 375,000
Disposition of Resources				
Intra-State Transfers	$ 750,000	$ 375,000	$ 375,000	$ 375,000

STATE OF IOWA

Fiscal Year 2022 Annual Budget

SPECIAL DEPARTMENT: (660) Natural Resources, Department of

Budget Unit: (542H260048) Snowmobile Registration Fees

Schedule 6

	Fiscal Year 2020 Actual	Fiscal Year 2021 Estimated	Fiscal Year 2022 Department Request	Fiscal Year 2022 Governor's Recomm
Resources				
Appropriations				
Appropriation	$ 100,000	$ 100,000	$ 100,000	$ 100,000
Disposition of Resources				
Intra-State Transfers	$ 74,739	$ 100,000	$ 100,000	$ 100,000
Reversions	25,261	0	0	0
Total Disposition of Resources	$ 100,000	$ 100,000	$ 100,000	$ 100,000

STATE OF IOWA

Fiscal Year 2022 Annual Budget

SPECIAL DEPARTMENT: (660) Natural Resources, Department of

Budget Unit: (542H370017) Water Trails and Low Head Dam Programs

Schedule 6

	Fiscal Year 2020 Actual	Fiscal Year 2021 Estimated	Fiscal Year 2022 Department Request	Fiscal Year 2022 Governor's Recomm
Resources				
Appropriations				
Appropriation	$ 500,000	$ 250,000	$ 500,000	$ 500,000
Other Resources				
Balance Brought Forward (Approps	742,463	809,057	1,000,000	279,068
Total Resources	$ 1,242,463	$ 1,059,057	$ 1,500,000	$ 779,068
Disposition of Resources				
Office Supplies	$ 0	$ 500	$ 500	$ 500
Facility Maintenance Supplies	5,571	7,500	7,500	7,500
Equipment Maintenance Supplies	0	2,000	2,000	2,000
Professional & Scientific Supplies	0	1,000	1,000	1,000
Ag.,Conservation & Horticulture Su	0	1,500	1,500	1,500
Other Supplies	16,350	2,000	2,000	2,000
Printing & Binding	9,325	10,000	10,000	10,000
Rentals	2,625	5,000	5,000	5,000
Professional & Scientific Services	155,058	300,000	50,000	50,000
Outside Services	13,788	25,000	25,000	25,000
Intra-State Transfers	112,340	91,432	91,432	41,432
Equipment	24,609	25,000	25,000	25,000
State Aid	79,668	259,057	950,000	500,000
Capitals	14,073	50,000	50,000	25,000
Balance Carry Forward (Approps)	809,057	279,068	279,068	83,136
Total Disposition of Resources	$ 1,242,463	$ 1,059,057	$ 1,500,000	$ 779,068

STATE OF IOWA

Fiscal Year 2022 Annual Budget

SPECIAL DEPARTMENT: (660) Natural Resources, Department of

Budget Unit: (542HB70295) GIS Information for Watershed

Schedule 6

	Fiscal Year 2020 Actual	Fiscal Year 2021 Estimated	Fiscal Year 2022 Department Request	Fiscal Year 2022 Governor's Recomm
Resources				
Appropriations				
Appropriation	$ 195,000	$ 195,000	$ 195,000	$ 195,000
Other Resources				
Balance Brought Forward (Approps	183,127	195,000	195,000	85,000
Total Resources	$ 378,127	$ 390,000	$ 390,000	$ 280,000
Disposition of Resources				
Other Supplies	$ 288	$ 0	$ 0	$ 0
Professional & Scientific Services	99,987	130,000	130,000	60,000
Outside Services	0	50,000	50,000	50,000
Intra-State Transfers	0	50,000	50,000	50,000
ITS Reimbursements	10,611	10,000	10,000	10,000
IT Equipment	67,840	65,000	65,000	65,000
Balance Carry Forward (Approps)	195,000	85,000	85,000	45,000
Reversions	4,401	0	0	0
Total Disposition of Resources	$ 378,127	$ 390,000	$ 390,000	$ 280,000

STATE OF IOWA

Fiscal Year 2022 Annual Budget

SPECIAL DEPARTMENT: (660) Natural Resources, Department of

Budget Unit: (542HB80295) Water Quality Monitoring

Schedule 6

	Fiscal Year 2020 Actual	Fiscal Year 2021 Estimated	Fiscal Year 2022 Department Request	Fiscal Year 2022 Governor's Recomm
Resources				
Appropriations				
Appropriation	$ 2,955,000	$ 2,955,000	$ 2,955,000	$ 2,955,000
Other Resources				
Balance Brought Forward (Approps	672,889	931,170	200,000	0
Receipts				
Refunds & Reimbursements	839	0	0	0
Total Resources	$ 3,628,728	$ 3,886,170	$ 3,155,000	$ 2,955,000
Disposition of Resources				
Facility Maintenance Supplies	$ 0	$ 500	$ 500	$ 500
Equipment Maintenance Supplies	0	500	500	500
Professional & Scientific Supplies	4,897	20,000	20,000	20,000
Other Supplies	0	1,000	1,000	1,000
Printing & Binding	0	2,000	2,000	2,000
Professional & Scientific Services	1,533,078	2,555,603	1,824,433	1,624,433
Outside Services	0	1,000	1,000	1,000
Intra-State Transfers	1,081,240	1,275,467	1,275,467	1,275,467
Gov Fund Type Transfers - Other A	0	100	100	100
Equipment	70,860	10,000	10,000	10,000
IT Equipment	7,483	20,000	20,000	20,000
Balance Carry Forward (Approps)	931,170	0	0	0
Total Disposition of Resources	$ 3,628,728	$ 3,886,170	$ 3,155,000	$ 2,955,000

STATE OF IOWA

Fiscal Year 2022 Annual Budget

SPECIAL DEPARTMENT: (660) Natural Resources, Department of

Budget Unit: (542HB90295) Water Quality Protection

Schedule 6

	Fiscal Year 2020 Actual	Fiscal Year 2021 Estimated	Fiscal Year 2022 Department Request	Fiscal Year 2022 Governor's Recomm
Resources				
Appropriations				
Appropriation	$ 500,000	$ 500,000	$ 500,000	$ 500,000
Disposition of Resources				
Intra-State Transfers	$ 500,000	$ 500,000	$ 500,000	$ 500,000

STATE OF IOWA

Fiscal Year 2022 Annual Budget

SPECIAL DEPARTMENT: (660) Natural Resources, Department of

Budget Unit: (542HC10295) Animal Feeding Operations

Schedule 6

	Fiscal Year 2020 Actual	Fiscal Year 2021 Estimated	Fiscal Year 2022 Department Request	Fiscal Year 2022 Governor's Recomm
Resources				
Appropriations				
Appropriation	$ 1,320,000	$ 1,320,000	$ 1,320,000	$ 1,320,000
Other Resources				
Balance Brought Forward (Approps	305,490	474,443	400,000	400,000
Total Resources	$ 1,625,490	$ 1,794,443	$ 1,720,000	$ 1,720,000
Disposition of Resources				
Intra-State Transfers	$ 1,151,047	$ 1,394,443	$ 1,320,000	$ 1,320,000
Balance Carry Forward (Approps)	474,443	400,000	400,000	400,000
Total Disposition of Resources	$ 1,625,490	$ 1,794,443	$ 1,720,000	$ 1,720,000

STATE OF IOWA

Fiscal Year 2022 Annual Budget

SPECIAL DEPARTMENT: (660) Natural Resources, Department of

Budget Unit: (542HC20295) Ambient Air Quality Monitoring

Schedule 6

	Fiscal Year 2020 Actual	Fiscal Year 2021 Estimated	Fiscal Year 2022 Department Request	Fiscal Year 2022 Governor's Recomm
Resources				
Appropriations				
Appropriation	$ 425,000	$ 425,000	$ 425,000	$ 425,000
Other Resources				
Balance Brought Forward (Approps	0	154,081	0	0
Total Resources	$ 425,000	$ 579,081	$ 425,000	$ 425,000
Disposition of Resources				
Professional & Scientific Services	$ 182,096	$ 312,950	$ 312,950	$ 312,950
Outside Services	31,556	52,000	52,000	52,000
Equipment	57,267	214,131	60,050	60,050
Balance Carry Forward (Approps)	154,081	0	0	0
Total Disposition of Resources	$ 425,000	$ 579,081	$ 425,000	$ 425,000

STATE OF IOWA

Fiscal Year 2022 Annual Budget

SPECIAL DEPARTMENT: (660) Natural Resources, Department of

Budget Unit: (542HC50295) REAP

Schedule 6

	Fiscal Year 2020 Actual	Fiscal Year 2021 Estimated	Fiscal Year 2022 Department Request	Fiscal Year 2022 Governor's Recomm
Resources				
Appropriations				
Appropriation	$ 12,000,000	$ 12,000,000	$ 12,000,000	$ 12,000,000
Disposition of Resources				
Intra-State Transfers	$ 12,000,000	$ 12,000,000	$ 12,000,000	$ 12,000,000

STATE OF IOWA

Fiscal Year 2022 Annual Budget

SPECIAL DEPARTMENT: (800) Regents, Board of

Budget Unit: (6150000008V) Iowa Nutrient Research Fund

Schedule 6

	Fiscal Year 2020 Actual	Fiscal Year 2021 Estimated	Fiscal Year 2022 Department Request	Fiscal Year 2022 Governor's Recomm
Resources				
Other Resources				
Balance Brought Forward (Funds)	$ 327,658	$ 454,595	$ 327,658	$ 454,595
Receipts				
Interest	6,422	1	1	1
Other	120,515	1	1	1
	126,937	2	2	2
Total Resources	$ 454,595	$ 454,597	$ 327,660	$ 454,597
Disposition of Resources				
Intra-State Transfers	$ 0	$ 2	$ 2	$ 2
Balance Carry Forward (Funds)	454,595	454,595	327,658	454,595
Total Disposition of Resources	$ 454,595	$ 454,597	$ 327,660	$ 454,597

STATE OF IOWA

Fiscal Year 2022 Annual Budget

SPECIAL DEPARTMENT: (800) Regents, Board of

Budget Unit: (615L330001) ISU - Veterinary Diagnostic Laboratory

Schedule 6

	Fiscal Year 2020 Actual	Fiscal Year 2021 Estimated	Fiscal Year 2022 Department Request	Fiscal Year 2022 Governor's Recomm
Resources				
Appropriations				
Appropriation	$ 4,400,000	$ 4,337,528	$ 4,337,528	$ 4,337,528
FTE	29.00	51.00	51.00	51.00
Disposition of Resources				
Personal Services-Salaries	$ 4,342,741	$ 4,337,527	$ 4,337,528	$ 4,337,528
Professional & Scientific Supplies	57,259	0	0	0
Intra-State Transfers	0	1	0	0
Total Disposition of Resources	$ 4,400,000	$ 4,337,528	$ 4,337,528	$ 4,337,528

STATE OF IOWA

Fiscal Year 2022 Annual Budget

SPECIAL DEPARTMENT: (800) Regents, Board of

Budget Unit: (615LC80295) SUI - Geological and Water Survey Operations

Schedule 6

	Fiscal Year 2020 Actual	Fiscal Year 2021 Estimated	Fiscal Year 2022 Department Request	Fiscal Year 2022 Governor's Recomm
Resources				
Appropriations				
Appropriation	$ 200,000	$ 200,000	$ 200,000	$ 200,000
Disposition of Resources				
Intra-State Transfers	$ 200,000	$ 200,000	$ 200,000	$ 200,000

STATE OF IOWA

Fiscal Year 2022 Annual Budget

SPECIAL DEPARTMENT: (800) Regents, Board of

Budget Unit: (615LC90295) SUI - Water Resource Management

Schedule 6

	Fiscal Year 2020 Actual	Fiscal Year 2021 Estimated	Fiscal Year 2022 Department Request	Fiscal Year 2022 Governor's Recomm
Resources				
Appropriations				
Appropriation	$ 495,000	$ 495,000	$ 495,000	$ 495,000
Disposition of Resources				
Intra-State Transfers	$ 495,000	$ 495,000	$ 495,000	$ 495,000

STATE OF IOWA

Fiscal Year 2022 Annual Budget

SPECIAL DEPARTMENT: (800) Regents, Board of

Budget Unit: (615LD70001) SUI - Iowa's Center for Agricultural Safety & Health

Schedule 6

	Fiscal Year 2020 Actual	Fiscal Year 2021 Estimated	Fiscal Year 2022 Department Request	Fiscal Year 2022 Governor's Recomm
Resources				
Appropriations				
Appropriation	$ 130,000	$ 128,154	$ 128,154	$ 128,154
FTE	1.22	0.00	0.00	0.00
Disposition of Resources				
Personal Services-Salaries	$ 66,219	$ 0	$ 0	$ 0
Professional & Scientific Supplies	63,478	128,153	128,154	128,154
Rentals	303	0	0	0
Intra-State Transfers	0	1	0	0
Total Disposition of Resources	$ 130,000	$ 128,154	$ 128,154	$ 128,154

Grants Enterprise Management Report

The Grants Enterprise Management System (GEM$) was established by the Iowa Legislature in 2003 to simplify the grant identification and application process for State customers and to provide a unified grants management approach within State government.

The Office of Grants Enterprise Management under the DOM is required to submit a report to the Fiscal Services Division by January 31 of each year, with a listing of all grants received during the previous calendar year with a value over $1,000 and the funding entity and purpose for each grant.

The tables below are the report received by the DOM.

2021 Competitive Grant Report
Report Required by Iowa Code Section 8.9
Iowa Department of Management
Source: GEM$ Database as entered by Agencies

State Agency	Title of Application	Amount Awarded	Actual Match	MOE Required?	Funding Start Date	Funding End Date	FTEs Associated with Grant
IDALS	LFFM - Expanding Capabilities and Capacities	$ 2,749,980	No	No	9/1/2020	6/30/2025	2
DNR	FEMA Cooperating Technical Partners	3,916,498	No	No	10/1/2020	9/30/2024	1
DNR	Technical Forestry Assistance for Private Landowners	257,670	Yes	No	8/6/2018	8/1/2023	2
DNR	Iowa Habitat and Access Program	1,500,000	No	No	7/15/2020	7/15/2023	0
DNR	South Skunk and Des Moines River Migratory Corridor	1,000,000	Yes	No	6/25/2020	6/25/2023	0
DNR	Prairie Lakes XI Wetland Initiative	1,000,000	Yes	No	3/17/2020	3/17/2023	0
DNR	FEMA Cooperating Technical Partners	1,056,238	No	No	10/1/2019	3/1/2023	0.75
DNR	2020 - 2021 Iowa Pollution Prevention Program	174,995	Yes	No	10/1/2020	9/30/2022	2.75
DNR	2020 - 2021 Source Reduction Assistance Grant	63,893	Yes	No	10/1/2020	9/30/2022	0.5
DNR	FEMA Cooperating Technical Partners	2,215,010	No	No	10/1/2017	8/31/2022	1.5
IDALS	Gulf of Mexico Program Farmer to Farmer Cooperative Agreements - 2018	1,150,000	No	No	7/1/2019	6/30/2022	0
DNR	Prairie Lakes 10 Wetland Initiative	1,000,000	Yes	No	5/14/2019	5/14/2022	0
DNR	Prairie Conservation for Pollinators	345,572	Yes	No	1/1/2019	12/31/2021	0
DNR	Rusty Patched Bumble Bee Habitat Protection and Enhancement Project in Winneshiek County, Iowa	243,750	Yes	Yes	7/1/2020	12/31/2021	0
DNR	2019 National Groundwater Monitoring Network Project	29,462	Yes	No	11/15/2019	11/14/2021	0.25
DNR	2016 - 2017 Source Reduction Assistance Grant	84,515	Yes	No	10/1/2016	9/30/2021	0.75
DNR	2018 - 2019 Iowa Pollution Prevention Program	333,503	Yes	No	10/1/2018	9/30/2021	1.75
DNR	Iowa DNR Technical Assistance Partnership	495,540	Yes	No	9/23/2019	9/30/2021	3.3
DNR	Evaluation of Pooled Samples for CWD testing and surveillance	154,000	No	No	9/30/2020	9/29/2021	0
DNR	An Innovative Approach to Evaluating Effects of Cervid Population Management For Chronic Wasting Disease on both Public and Private Lands	174,103	No	No	9/28/2020	9/27/2021	0
DNR	South Skunk River Wetland Initiative	100,000	Yes	No	8/19/2019	8/19/2021	0
DNR	Cerulean Warbler Habitat Acquisition in Iowa	200,000	Yes	No	7/30/2019	7/30/2021	0
IDALS	FY20 D2 IA Swine Depop	266,176	No	No	5/14/2020	5/13/2021	0
DNR	Prairie Lakes 9	960,000	Yes	No	4/20/2018	4/20/2021	0
DNR	FEMA Cooperating Technical Partners	3,407,603	No	No	10/1/2018	3/31/2021	0
IDALS	Iowa Transforming Drainage Demonstration Project	1,000,000	No	No	3/1/2018	2/28/2021	0

2021 Noncompetitive Grant Report
Report Required by Iowa Code Section 8.9
Iowa Department of Management
Source: GEM$ Database as entered by Agencies

State Agency	Title of Grant	Amount Awarded	Match Amount	MOE Required?	Funding Start Date	Funding End Date	FTEs Associated with this Grant
IDALS	IDALS/FDA AFRPS Maintenance with PC Regulatory Activities	$ 2,720,678	$ 0	No	9/1/2020	6/30/2025	0
DNR	2020 Iowa CWA Section 319(h) Nonpoint Source Program	3,750,000	2,500,000	No	7/1/2020	6/30/2025	11.5
DNR	2019 Iowa CWA Section 319(h) Nonpoint Source Program	3,598,000	2,398,667	No	7/1/2019	6/30/2024	9.65
IDALS	Nutrient Reduction Strategy, Reporting, Communication, Outreach Enhancements	100,000	0	No	1/1/2020	12/31/2023	0
DNR	Iowa 2021-2023 Statewide Wildlife Restoration Land Acquisition	12,000,000	4,000,000	No	8/1/2020	9/30/2023	0
DNR	2020 Iowa Drinking Water State Revolving Fund Capitalization Grant	17,443,000	3,488,600	No	9/1/2020	9/30/2023	13
DNR	2020-2022 Iowa Underground Storage Tank Prevention Program	294,696	294,696	No	10/1/2020	9/30/2023	3.5
DNR	2020-2022 Underground Storage Tank Program	100,000	100,000	No	10/1/2020	9/30/2023	1.5
DNR	Expanding Iowa's Private Lands Forestry Capacity	713,907	384,412	No	8/6/2018	8/1/2023	0
DNR	Exchange network funding for DNR WATER Container and SDWIS Prime Modernization	300,000	0	No	10/1/2016	6/30/2023	0
DNR	2018 Iowa CWA Section 319(h) Nonpoint Source Program	3,634,000	2,422,667	No	7/1/2018	6/30/2023	5
DNR	Iowa DNR Technical Assistance for Iowa's Multiple Species Inventory and Monitoring Program 2021-2023	269,864	145,312	No	7/1/2020	6/30/2023	0.95
DNR	2021 CWA Section 604(b) Water Quality Management Planning	43,400	0	No	10/1/2020	6/30/2023	1
DNR	2020 - 2022 Leaking Underground Storage Tank Trust Fund Program	778,954	260,223	No	4/1/2020	3/31/2023	7.25
DNR	Iowa State University Multiple Species Inventory and Monitoring Program Field Component 2020-2022	1,285,662	708,544	No	1/1/2020	12/31/2022	0
DNR	2019 Iowa Drinking Water State Revolving Fund Capitalization Grant	17,432,000	3,486,400	No	10/1/2019	9/30/2022	25
DNR	2020 Water Pollution Supplemental	161,755	0	No	10/1/2020	9/30/2022	0
IDALS	IA 2019 Specialty Crop Block Grant	343,100	0	No	9/30/2019	9/29/2022	0
DNR	2017 Iowa CWA Section 319(h) Nonpoint Source Program	3,679,000	2,452,667	No	7/1/2017	6/30/2022	7.5
DNR	Iowa-2017 BIG Tier 1-City of Burlington	200,000	125,920	No	3/1/2019	6/30/2022	0
DNR	2020 CWA Section 604(b) Water Quality Management Planning	217,000	0	No	10/1/2019	6/30/2022	1
DNR	Iowa-Spirit Lake Hatchery Incubator RAS and Intake Modification	836,250	278,750	Yes	3/1/2020	6/30/2022	0
DNR	Mead's Milkweed Monitoring	4,475	1,492	No	1/1/2020	5/31/2022	0
DNR	Rusty Patched Bumble Bee: Species Status Surveys-Phase 2	37,858	12,619	No	1/1/2020	5/31/2022	0.1
DNR	Western Prairie Fringed Orchid Monitoring	4,865	1,622	No	1/1/2020	5/31/2022	0
DNR	Eastern Massasauga Rattlesnake Surveys and Modeling for Conservation Planning	62,567	20,856	No	4/1/2019	3/31/2022	0.1
DNR	Developing Capture Techniques and Monitoring the Movement of Sandhill Cranes Breeding in Iowa	50,899	16,966	No	7/1/2019	12/31/2021	0.15
DNR	2019 supplemental 106 water monitoring for Upper Mississippi River Southern Monitoring Pilot Study and stream pesticide initiative	151,265	0	No	10/1/2019	12/31/2021	0.5
DNR	Wetland Restoration in the Prairie Pothole Joint Venture Priority Areas of the Iowa Wetland Management District	41,000	0	No	7/1/2019	11/30/2021	0
DNR	Ecology of Canada geese in Urban Areas of Iowa	265,080	88,360	No	6/1/2018	9/30/2021	0
DNR	Attacking Honeysuckle from the Air	194,289	64,763	No	7/1/2018	9/30/2021	0

2021 Noncompetitive Grant Report
Report Required by Iowa Code Section 8.9
Iowa Department of Management
Source: GEM$ Database as entered by Agencies

State Agency	Title of Grant	Amount Awarded	Match Amount	MOE Required?	Funding Start Date	Funding End Date	FTEs Associated with this Grant
DNR	2018 Iowa Drinking Water State Revolving Fund Capitalization Grant	$ 17,597,000	$ 3,519,400	No	1/1/2018	9/30/2021	30
IDALS	Iowa Conservation Collaboration Projects Fiscal Year 2019	750,000	750,000	No	9/19/2019	9/30/2021	0
IDALS	Iowa Conservation Collaboration Projects Fiscal Year 2019	750,000	750,000	No	9/20/2019	9/30/2021	0
DNR	2020 - 2021 PPG for Iowa's air pollution control, water pollution control and public water supply supervision program	597,542	4,519,151	Yes	10/1/2019	9/30/2021	61.9
DNR	2020-2021 PPG for Iowa's air pollution control, water pollution control and public water supply supervision program Amendment 1	3,538,842	0	No	10/1/2019	9/30/2021	0
DNR	2020-2021 PPG for Iowa's air pollution control, water pollution control and public water supply supervision program Amendment 2	1,421,842	0	No	10/1/2019	9/30/2021	0
DNR	2020 Iowa Multipurpose Grant for EASY Air Application System	106,336	0	No	10/1/2020	9/30/2021	0.75
DNR	2020-2021 PPG for Iowa's air pollution control, water pollution control and public water supply supervision program Amendment 3	1,056,285	0	No	10/1/2019	9/30/2021	0
IDALS	IA 2018 Specialty Crop Block Grant	334,270	0	No	9/30/2018	9/29/2021	0
DNR	2020 Dam Safety Program Support	287,649	0	No	8/1/2020	7/31/2021	1.9
DNR	2016 Iowa CWA Section 319(h) Nonpoint Source Program	3,556,000	2,370,667	No	7/1/2016	6/30/2021	7.5
DNR	Iowa 2019-2021 Statewide Wildlife Restoration Land Acquisition	12,000,000	4,000,000	No	7/1/2018	6/30/2021	0
DNR	2018 CWA Section 604(b) Water Quality Management Planning Amendment 2 & 3	146,610	0	No	10/1/2017	6/30/2021	0
DNR	2019 CWA Section 604(b) Water Quality Management Planning	41,610	0	No	10/1/2018	6/30/2021	1
DNR	2019 CWA Section 604(b) Water Quality Management Planning Amendment 1	24,090	0	No	10/1/2018	6/30/2021	0
DNR	2019 CWA Section 604(b) Water Quality Management Planning Amendment 2	151,300	0	No	10/1/2018	6/30/2021	0
DNR	Iowa Wildlife Action Plan Implementation - Phase IV	184,408	99,296	No	7/1/2019	6/30/2021	1
DNR	Iowa FY21 Fish Culture	2,435,268	811,756	No	7/1/2020	6/30/2021	26.67
DNR	Iowa FY21 Fisheries Research	1,149,079	383,026	No	7/1/2020	6/30/2021	11.67
DNR	Iowa FY21 Wildlife Research and Surveys	833,495	277,832	No	7/1/2020	6/30/2021	11.38
DNR	2018-2020 Superfund CA for multi-site pre-remedial, support agency and core program assistance Amendment 3	327,660	8,415	No	7/1/2018	6/30/2021	2.5
DNR	2017-2021 Brownfield Response Continuing Program Support Amendment 5	537,700	0	No	7/1/2016	6/30/2021	2
DNR	2020 FEMA Community Assistance Program Support	129,406	32,352	No	7/1/2020	6/30/2021	1.2
DNR	Iowa FY21 Hunter Education	1,380,240	460,334	No	7/1/2020	6/30/2021	5.65
DNR	2020 Iowa Clean Water State Revolving Fund Capitalization Grant	21,508,000	4,301,600	No	5/1/2020	4/30/2021	5.5
DNR	2017-2019 Leaking Underground Storage Tank Fund Program Assistance Amendment 7	679,468	0	No	4/1/2017	3/31/2021	0
DNR	2020 PM2.5 Ambient Air Monitoring	472,603	0	No	4/1/2020	3/31/2021	0
DNR	2018 Exchange Network funding to link IWQIS to EPA's Currents Discovery Tool	192,720	0	No	10/1/2018	3/30/2021	0.1
DNR	2019 Iowa Multipurpose Grant	156,602	0	No	10/1/2019	2/28/2021	0.75

The Fee Project acts as reference guide to fees charged by departments and agencies. The information reflects FY 2019 and FY 2020 and, when possible, includes the number of persons who paid each fee and the amount of revenue generated by each fee. The information is reported by State agencies as of December 2020. The Fee Project workbooks for each subcommittee are available on each respective subcommittee webpage at the links listed below. Hard copies of these reports are available from the Fiscal Services Division upon request.

Administration and Regulation — www.legis.iowa.gov/docs/publications/FEES/1208653.xlsx

Agriculture and Natural Resources — www.legis.iowa.gov/docs/publications/FEES/1208654.xlsx

Economic Development — www.legis.iowa.gov/docs/publications/FEES/1208517.xlsx

Education — www.legis.iowa.gov/docs/publications/FEES/1208655.xlsx

Human Services — www.legis.iowa.gov/docs/publications/FEES/1208652.xlsx

Justice System — www.legis.iowa.gov/docs/publications/FEES/1208656.xlsx

Transportation — www.legis.iowa.gov/docs/publications/FEES/1208518.xlsx