LEGISLATIVE SERVICES AGENCY
Serving the Iowa Legislature

ANALYSIS OF THE GOVERNOR'S BUDGET RECOMMENDATIONS

FY 2022 and FY 2023

ECONOMIC DEVELOPMENT APPROPRIATIONS SUBCOMMITTEE

JANUARY 2021

Table of Contents

Analysis of the Governor's Budget Recommendations

	Page
Subcommittee Members and Staff	1
Summary of FY 2022 Recommendations	3
Department of Cultural Affairs (DCA)	4
Iowa Economic Development Authority (IEDA)	6
Iowa Finance Authority (IFA)	9
Iowa Workforce Development (IWD)	11
Public Employment Relations Board (PERB)	14
Board of Regents Economic Development Programs	16
College Student Aid Commission Future Ready Iowa Program	19
Comparisons to Other States — Gross Domestic Product	21
Reports Required to Be Filed with the General Assembly	22
Appendices	
A – Appropriations Tracking	23
General Fund Tracking	24
Other Funds Tracking	26
Full-Time Equivalent (FTE) Positions Tracking	27
B – Appropriations Activity FY 2020	30
C – Sample of Budget Schedules 1 and 6	34
D – Report on Federal Grants	36
E – Fee Project	39

(Blank Page)

Economic Development Subcommittee Members

Analysis of the Governor's Budget Recommendations

SENATE

Mark S. Lofgren, Chairperson

Carrie Koelker, Vice Chairperson

William A. Dotzler Jr., Ranking Member

Robert Hogg

Jeff Reichman

HOUSE

Phil Thompson, Chairperson

Thomas D. Gerhold, Vice Chairperson

Kirsten Running-Marquardt, Ranking Member

Tracy Ehlert

Martin L. Graber

Steve Hansen

Kenan Judge

Shannon Latham

Ray Sorensen

LEGISLATIVE SERVICES AGENCY

Fiscal Services Division

Eric Richardson (515.281.6767)
eric.richardson@legis.iowa.gov

Legal Services Division

Kathleen O'Connor (515.281.6329)
kate.oconnor@legis.iowa.gov

Joseph McEniry (515.281.3189)
joseph.mceniry@legis.iowa.gov

As Of: 01/14/2021

State of Iowa
89th General Assembly
Joint Economic Development Appropriations Subcommittee

Chair
Senator
Lofgren, Mark S.

Chair
Representative
Thompson, Phil

Vice Chair
Representative
Gerhold, Thomas D.

Vice Chair
Senator
Koelker, Carrie

Ranking Member
Senator
Dotzler, William A.

Ranking Member
Representative
Running-Marquardt, Kirsten

Representative
Ehlert, Tracy

Representative
Graber, Martin L.

Representative
Hansen, Steve

Senator
Hogg, Robert

Representative
Judge, Kenan

Representative
Latham, Shannon

Senator
Reichman, Jeff

Representative
Sorensen, Ray

Economic Development Appropriations Subcommittee

Fiscal Staff: Eric Richardson

Analysis of Governor's Budget

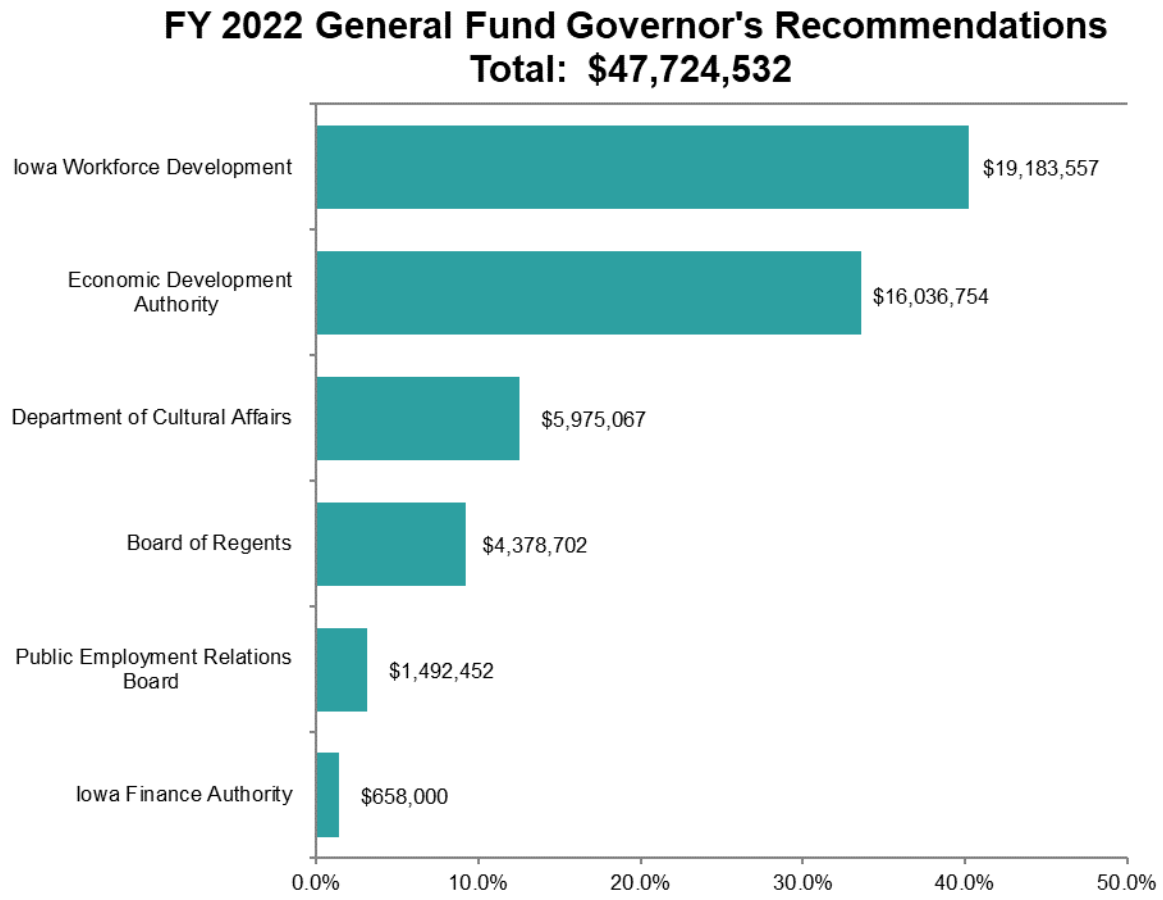

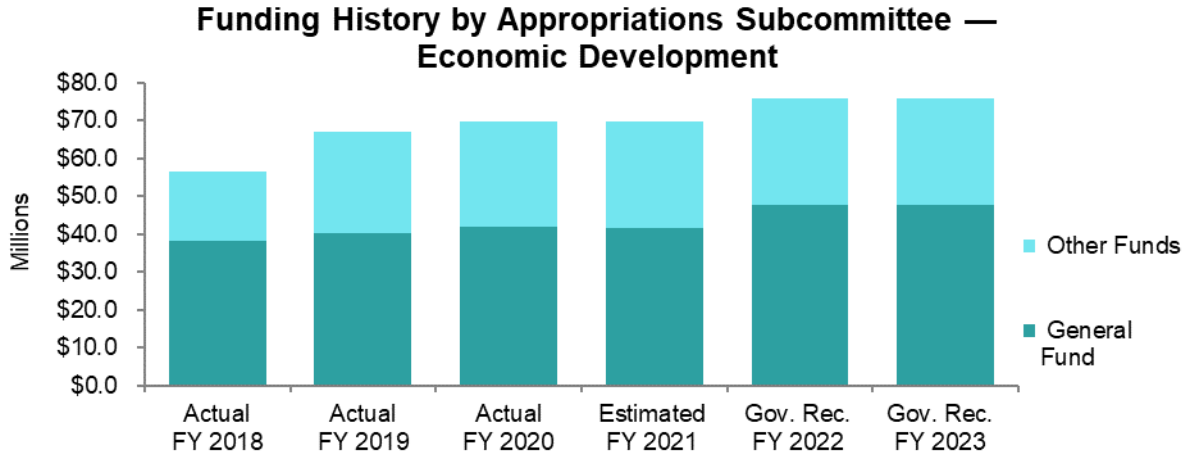

DEPARTMENT OF CULTURAL AFFAIRS

Overview and Funding History

Agency Overview: The Iowa Department of Cultural Affairs (DCA) has primary responsibility for the development of the State's interest in the areas of the arts, history, and other cultural matters. In fulfilling this responsibility, the DCA is advised and assisted by the State Historical Board of Trustees and the Iowa Arts Council.

FY 2022 Governor's Recommendations
Total: $5,975,067

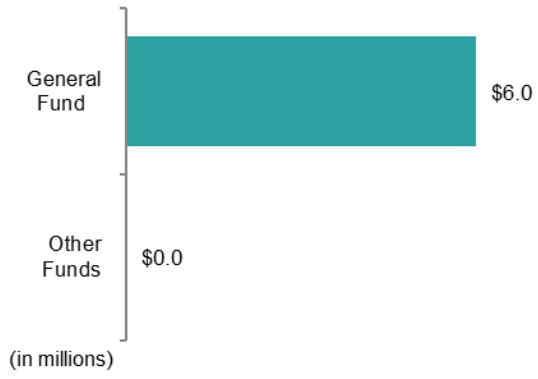

Governor's Recommendations Compared to FY 2021

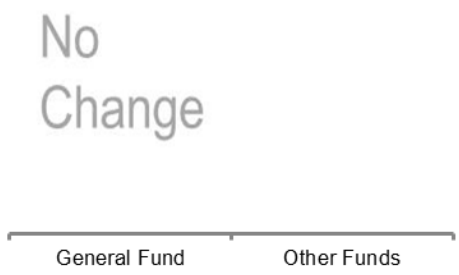

Funding History

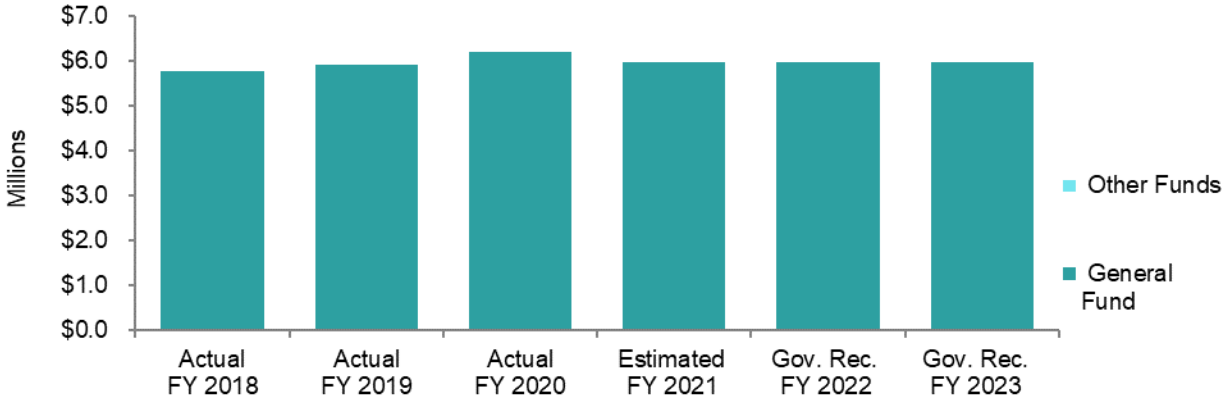

General Fund Recommendations

	Actual FY 2020 (1)	Estimated FY 2021 (2)	Gov Rec FY 2022 (3)	Gov Rec FY 22 vs Est FY 21 (4)
Cultural Affairs, Department of				
Cultural Affairs, Dept. of				
Administration Division	$ 168,637	$ 168,637	$ 168,637	$ 0
Community Cultural Grants	172,090	172,090	172,090	0
Historical Division	3,142,351	3,142,351	3,142,351	0
Historic Sites	426,398	426,398	426,398	0
Arts Division	1,317,188	1,317,188	1,317,188	0
Great Places	150,000	150,000	150,000	0
Records Center Rent	227,243	0	0	0
Cultural Trust Grants	150,000	150,000	150,000	0
County Endowment Funding - DCA Grants	448,403	448,403	448,403	0
Total Cultural Affairs, Department of	$ 6,202,310	$ 5,975,067	$ 5,975,067	$ 0

Discussion Items

Historical Building — The Subcommittee may want to hear from the DCA about the status of the Historical Building project. The purpose of this project is to renovate collection and storage areas; replace the heating, ventilation, and air conditioning (HVAC); create a vapor barrier; and repair other museum components.

Emergency Resources — The Subcommittee may want to hear from DCA about the programs offered in response to COVID-19 and the August derecho, including the Iowa Arts & Culture Recovery Program. More information on the Program can be found in the ***Fiscal Update Article*** here.

IOWA ECONOMIC DEVELOPMENT AUTHORITY

Overview and Funding History

Agency Overview: The Iowa Economic Development Authority (IEDA) is responsible for fostering the economic vitality of the State by working in focused partnerships with businesses, entrepreneurs, communities, and educational entities. The IEDA's primary responsibilities are in the areas of finance, marketing, local government and service coordination, exporting, tourism, job training and entrepreneurial assistance, and small business.

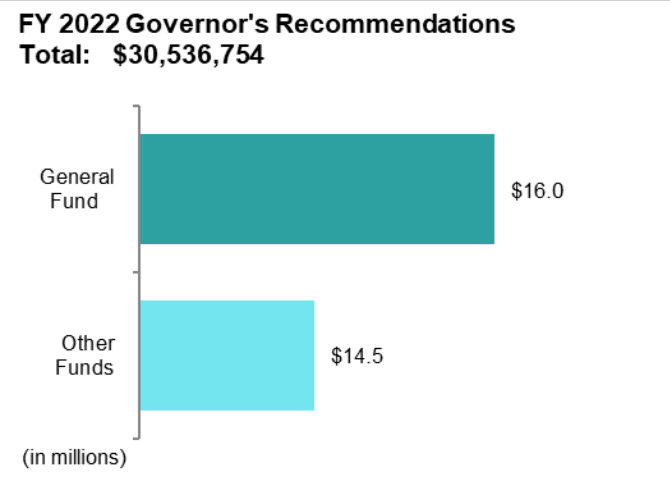

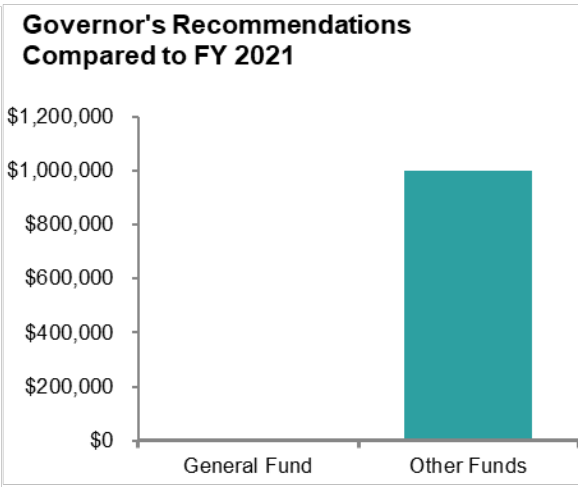

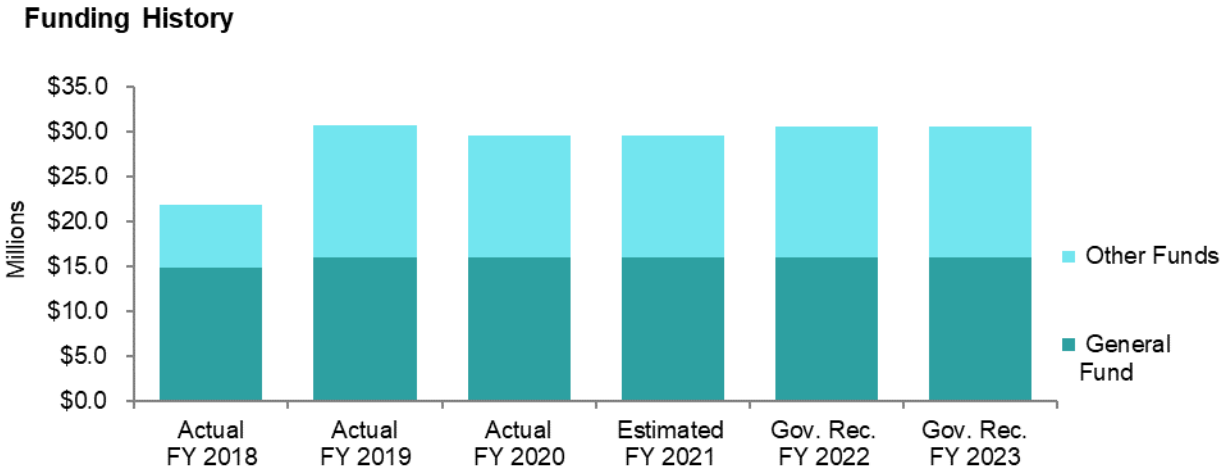

General Fund Recommendations

	Actual FY 2020 (1)	Estimated FY 2021 (2)	Gov Rec FY 2022 (3)	Gov Rec FY 22 vs Est FY 21 (4)
Economic Development Authority				
Economic Development Authority				
Economic Development Appropriation	$ 13,318,553	$ 13,318,553	$ 13,318,553	$ 0
World Food Prize	375,000	375,000	375,000	0
Iowa Comm. Volunteer Ser. - Promise	168,201	168,201	168,201	0
Councils of Governments (COGs) Assistance	275,000	275,000	275,000	0
Future Ready Reg. Apprenticeship Prog.	1,000,000	1,000,000	1,000,000	0
Tourism Marketing - Adjusted Gross Receipts	890,760	900,000	900,000	0
Total Economic Development Authority	$ 16,027,514	$ 16,036,754	$ 16,036,754	$ 0

Other Fund Recommendations

	Actual FY 2020 (1)	Estimated FY 2021 (2)	Gov Rec FY 2022 (3)	Gov Rec FY 22 vs Est FY 21 (4)
Economic Development Authority				
Economic Development Authority				
STEM Internships - SWJCF	$ 1,000,000	$ 1,000,000	$ 1,000,000	$ 0
Future Ready Iowa Mentor Prog - SWJCF	400,000	400,000	400,000	0
Empower Rural Iowa Rural Innovation Grants - SWJCF	300,000	300,000	0	-300,000
High Quality Jobs Program - SWJCF	11,700,000	11,700,000	11,700,000	0
Empower Rural Iowa Housing Needs Assess - SWJCF	100,000	100,000	0	-100,000
STEM Best - SWJCF	0	0	700,000	700,000
Empower Rural Iowa Program - SWJCF	0	0	700,000	700,000
Total Economic Development Authority	$ 13,500,000	$ 13,500,000	$ 14,500,000	$ 1,000,000

Governor's Recommendations FY 2022 — Significant Changes

Empower Rural Iowa Rural Innovation Grants — SWJCF $-300,000

A decrease of $300,000 to eliminate funding from the Skilled Worker and Job Creation Fund (SWJCF) for the Rural Innovation Grants Program, which supports innovative rural projects as part of the Empower Rural Iowa program initiative. *This recommendation is part of the Governor's Empower Rural Iowa program initiative.*

Empower Rural Iowa Housing Needs Assessments Grants — SWJCF $-100,000

A decrease of $100,000 to eliminate funding from the SWJCF for the Housing Needs Assessments Grants Program, which supports data-sharing project grants as part of the Empower Rural Iowa program initiative. *This recommendation is part of the Governor's Empower Rural Iowa program initiative.*

STEM BEST Program Appropriation — SWJCF $700,000

A new appropriation from the SWJCF for the Future Ready Iowa STEM BEST (Businesses Engaging Students and Teachers) Program. The Iowa Governor's STEM Advisory Council has awarded 75 STEM BEST Program grants since 2014 to grow community collaborations involving school and business partnerships. The Program seeks to bridge cultures between businesses and schools through education programs in the fields of manufacturing, information technology, bioscience, finance, and more while focusing on business applications.

Empower Rural Iowa Program — SWJCF $700,000

A new appropriation from the SWJCF for the Empower Rural Iowa Program. The Empower Rural Iowa initiative was created by executive order in July 2018 and created three task forces, which develop

recommendations for the Governor in advance of each legislative session: 1) Investing in Rural Iowa, created to address the rural housing shortage and develop strategies to support rural businesses and entrepreneurs; 2) Growing Rural Iowa, created to address leadership, recruitment and retention in rural communities; and 3) Connecting Rural Iowa, created to address the issue of financing broadband connectivity. Empower Rural Iowa utilizes the Center for Rural Revitalization within the IEDA to act as a liaison to rural communities and be the primary point of contact for small communities to access grant programs that support rural areas. The $700,000 appropriation will be used to further Empower Rural Iowa task force goals.

Discussion Items

IEDA and IFA Coordination — Governor Reynolds appointed Debi Durham as the Executive Director of the Iowa Finance Authority (IFA), effective January 7, 2019. Ms. Durham remains as Director of the IEDA, a position she has held since January 2011. The IFA FY 2019 Performance Report provides information on the programs administered by the IFA, and the Agency Performance Plan for FY 2020 provides information on the IFA's performance measures. The FY 2019 IEDA Annual Report can be found here. The Subcommittee may want to hear about how the IEDA and the IFA have changed the structure of their organizations and how collating has progressed.

Empower Rural Iowa 2020 Task Force Recommendations — On December 16, 2020, the Governor accepted recommendations from the Empower Rural Iowa task forces, which can be found here. The Subcommittee may want to hear about the recommendations, including initiatives that attract, recruit, and retain Iowans to live and open businesses in rural Iowa.

Empower Rural Iowa Rural Innovation and Housing Needs Assessment Grants — In 2020, the Rural Innovation Grants Program allocated $300,000 in awards, while the Rural Housing Assessment Grant Program allocated $100,000 in awards, which can be found here. The Subcommittee may want to hear about demand for these awards as part of the Empower Rural Iowa task force recommendations.

Center for Rural Revitalization — The Subcommittee may want to hear from the IEDA about the Center for Rural Revitalization and its work as part of the Empower Rural Iowa program initiative. The Center acts as a liaison to rural communities and is the primary point of contact for small communities to access programs that support rural areas.

Small Business Disaster Assistance Fund — Iowa Coronavirus Relief Fund allocations totaling $96,000,000 were deposited into the IEDA's Small Business Disaster Assistance Fund for a number of programs, including the Iowa Small Business Relief Program, which provided $86,900,000 in financial assistance to 4,621 small businesses that have been affected by the COVID-19 pandemic. The Subcommittee may want to hear from the IEDA on the impact of these awards.

IOWA FINANCE AUTHORITY

Overview and Funding History

Agency Overview: The Iowa Finance Authority's (IFA) mission is to finance, administer, advance, and preserve affordable housing, and to promote community and economic development for Iowans. The Authority receives no General Fund appropriation for operating expenses and does not have the ability to tax. The major funding sources for the Authority are bond proceeds, title guaranty fees, application fees, and interest earnings.

FY 2022 Governor's Recommendations
Total: $658,000

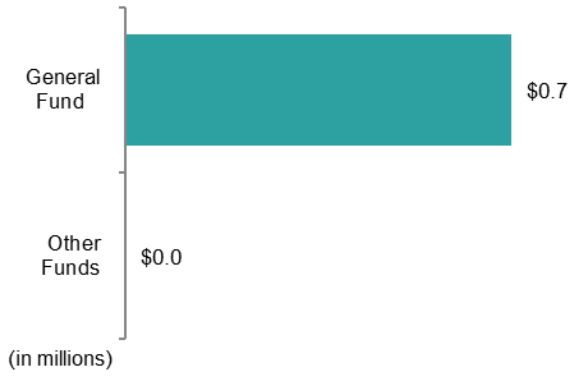

Governor's Recommendations Compared to FY 2021

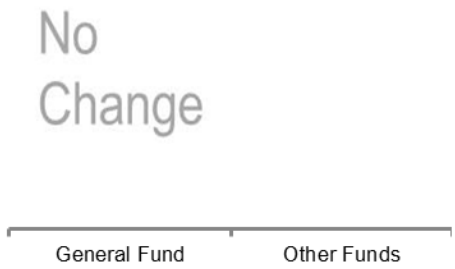

Funding History

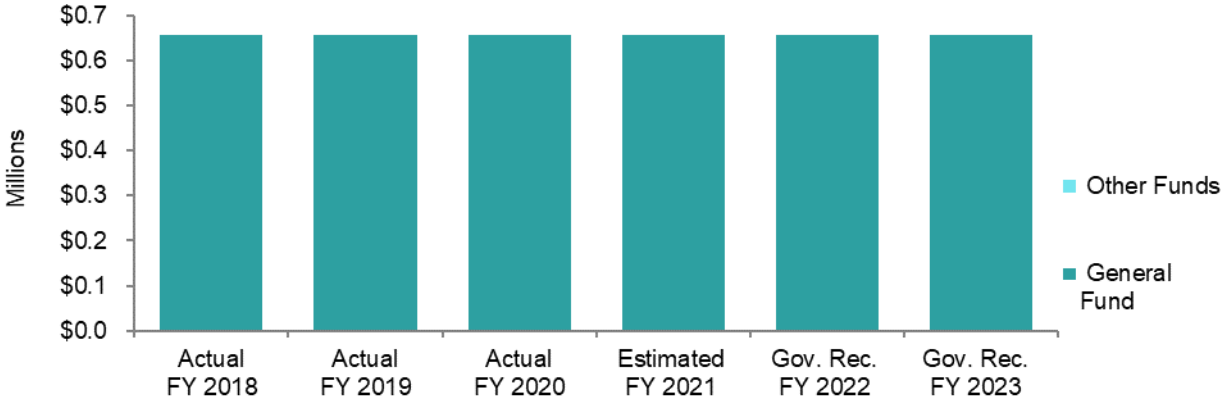

General Fund Recommendations

	Actual FY 2020 (1)	Estimated FY 2021 (2)	Gov Rec FY 2022 (3)	Gov Rec FY 22 vs Est FY 21 (4)
Iowa Finance Authority				
Iowa Finance Authority				
Rent Subsidy Program	$ 658,000	$ 658,000	$ 658,000	$ 0
Total Iowa Finance Authority	$ 658,000	$ 658,000	$ 658,000	$ 0

Discussion Items

Demand for the Rent Subsidy Program — The Subcommittee may want to hear from the IFA about the demand for the Home and Community-Based Services (HCBS) Rent Subsidy Program, which has seen expenditures of $652,000 in FY 2019 and $647,000 in FY 2020.

Eviction and Foreclosure Prevention Program — The IFA leads the Eviction and Foreclosure Prevention Program, using $37,400,000 allocated from the Iowa Coronavirus Relief Fund. The Program provides short-term relief to income-eligible renters and homeowners who are at risk of eviction or foreclosure. As of December 28, 2020, 13,787 renters and 813 homeowners have benefited, with awards of $31,300,000 and $2,000,000, respectively. The Subcommittee may want to ask the IFA about demand for the program.

Disaster Recovery Housing Assistance Program — *The Governor is recommending creating a standing Disaster Recovery Housing Assistance Program in FY 2022, to be implemented and funded upon the issuance of a State disaster proclamation.* The Program will allow Iowa to spur housing recovery in communities impacted by natural disasters and to help homeowners and renters with housing recovery assistance in a timely manner. The Program would offer financial assistance to Iowa homeowners and renters whose primary home has been damaged or destroyed by a natural disaster in which the Governor has issued a disaster proclamation, activating the Program. For homeowners, financial assistance under the Program would be in the form of five-year forgivable loans for either: 1) Repair or rehabilitation of a disaster-impacted home; or 2) Down payment assistance for the purchase of replacement housing in cases where the disaster-impacted home was destroyed or damaged beyond reasonable repair. For renters, the assistance would be available to Iowans whose household incomes are at or below 80.00% of the area median income. The assistance would cover monthly rent for up to six months with a maximum amount of assistance set by rule. The Subcommittee may want to hear from the IFA about the Program.

Main Street Loan Guarantee Program — *The Governor is recommending creating a Main Street Loan Guarantee Program in partnership with Iowa banks to allow businesses access to financing for eligible downtown revitalization projects during a tightening lending environment after the COVID-19 pandemic.* The Main Street Loan Program is a partnership between Main Street Iowa and the IFA that focuses on lending for residential and commercial development in main street communities, specifically with a need for downtown infill and rehabilitation of upper floor housing in mixed-use buildings. Financial institutions will provide loans to projects that are eligible under the Community Catalyst program. The IEDA will provide a 50.00% loan guarantee. Eligible projects must include a housing component and at least 25.00% in construction or renovation costs, and the project must meet Main Street Iowa Program design review criteria. The Subcommittee may want to hear from the IFA about the Program.

IOWA WORKFORCE DEVELOPMENT

Overview and Funding History

Agency Overview: The Iowa Department of Workforce Development (IWD) strives to improve the income, productivity, and safety of all Iowans. In conjunction with State and local economic development efforts, the IWD also assists businesses in fulfilling workforce needs. The IWD's major services, products, and activities include:

- Workforce center services.
- Compliance assistance and enforcement.
- Unemployment insurance.
- Workforce information and analysis.
- Adjudication, compliance, and education.
- Resource management.

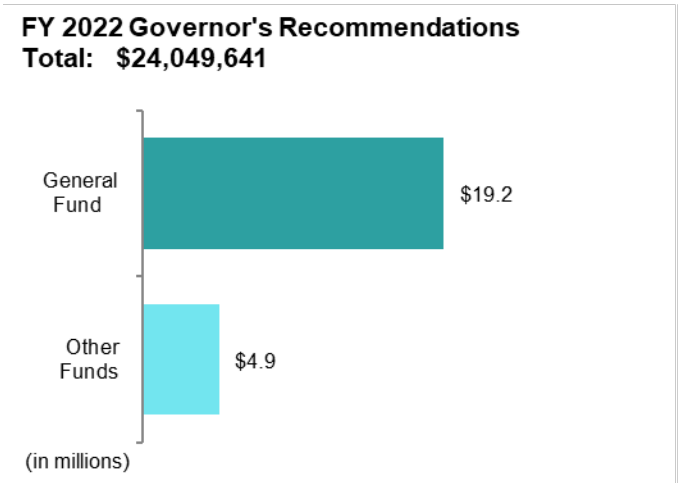

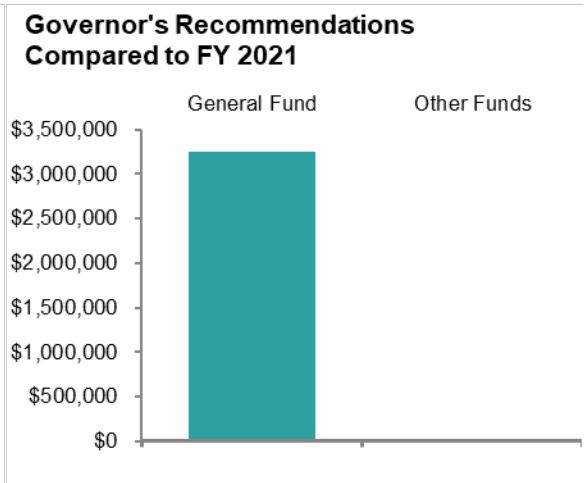

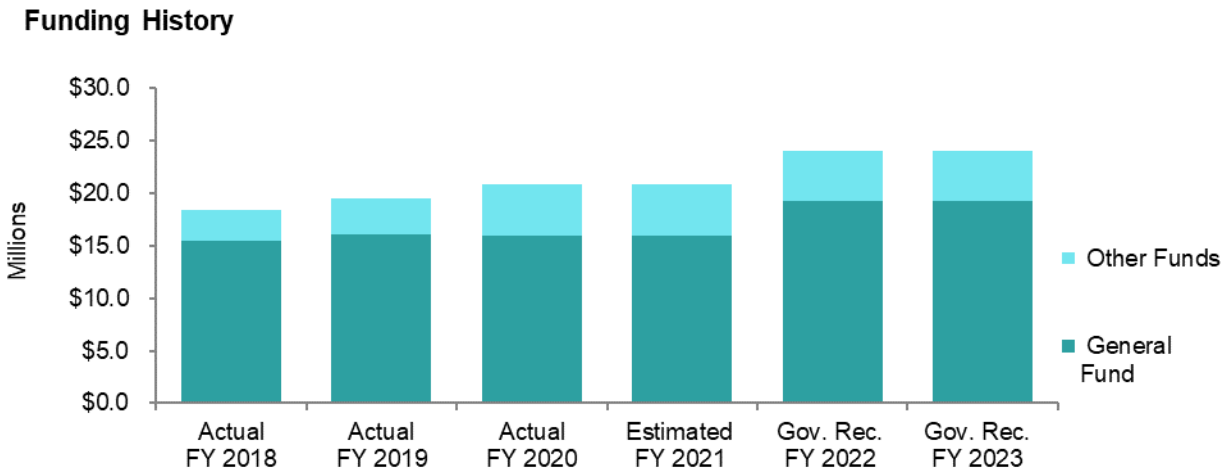

General Fund Recommendations

	Actual FY 2020 (1)	Estimated FY 2021 (2)	Gov Rec FY 2022 (3)	Gov Rec FY 22 vs Est FY 21 (4)
Workforce Development, Department of				
Iowa Workforce Development				
Labor Services Division	$ 3,491,252	$ 3,491,252	$ 3,491,252	$ 0
Workers' Compensation Division	3,321,044	3,321,044	3,321,044	0
Operations - Field Offices	6,675,650	6,675,650	6,675,650	0
Offender Reentry Program	387,158	387,158	387,158	0
I/3 State Accounting System	228,822	228,822	228,822	0
Future Ready Summer Youth Intern Pilot	250,000	250,000	250,000	0
Employee Misclassification Program	379,631	379,631	379,631	0
Future Ready Iowa Employer Innovation Fund	1,200,000	1,200,000	4,200,000	3,000,000
Home Base Iowa	0	0	250,000	250,000
Total Workforce Development, Department of	$ 15,933,557	$ 15,933,557	$ 19,183,557	$ 3,250,000

Governor's Recommendations FY 2022 — Significant Changes

Iowa Employer Innovation Fund $3,000,000

An increase of $1,500,000 for the Child Care Grant Program to help with the construction, renovation, or remodeling of child care facilities, and an increase of $1,500,000 for the Iowa Employer Innovation Program. The Iowa Employer Innovation Fund was established with the enactment of the Future Ready Iowa Act. As part of 2020 Iowa Acts, HF 2629, the Iowa Child Care Challenge Fund was established within the IWD using allocations to the Employer Innovation Fund. The purpose of the Child Care Challenge Program is to encourage and enable businesses, nonprofit organizations, and consortiums to establish local child care facilities and increase the availability of quality, affordable child care for working Iowans.

Home Base Iowa $250,000

A new appropriation to support Home Base Iowa activities that connect Iowa businesses with qualified veterans and their spouses looking for career opportunities, provide education opportunities, and help veterans and their families transitioning to new communities. The recommendation will be used for two existing positions that manage the program that are currently funded through other sources.

Other Fund Recommendations

	Actual FY 2020 (1)	Estimated FY 2021 (2)	Gov Rec FY 2022 (3)	Gov Rec FY 22 vs Est FY 21 (4)
Workforce Development, Department of				
Iowa Workforce Development				
Field Offices - Spec Cont Fund	$ 1,766,084	$ 1,766,084	$ 1,766,084	$ 0
Field Offices - UI Reserve Interest	2,850,000	2,850,000	2,850,000	0
AMOS Mid-Iowa Organizing Strategy - SWJCF	100,000	100,000	100,000	0
Future Ready Iowa Coordinator - SWJCF	150,000	150,000	150,000	0
Total Workforce Development, Department of	$ 4,866,084	$ 4,866,084	$ 4,866,084	$ 0

Discussion Items

Available Special Employment Security Contingency Fund Moneys — The Subcommittee may want to hear from the IWD about the funds available from the Special Employment Security Contingency Fund. There remains an estimated $2,400,000 in unencumbered funds for FY 2021 (this does not include $4,400,000 for cashflow purposes). Revenues have decreased from $4,100,000 in FY 2015 to an

estimated $1,900,000 in FY 2021. The appropriation for field offices in FY 2021 is $1,800,000. Agency expenditures have been as high as $3,400,000 in FY 2017 and are estimated to be $1,500,000 for FY 2021. The balance in the fund was $11,400,000 in FY 2016 and is estimated to be $6,800,000 at the end of FY 2021 (including the cashflow moneys). *The Governor recommended $1,766,084 in FY 2022 appropriations from the Fund for field offices.*

Available Unemployment Compensation Reserve Fund Interest Moneys — The Subcommittee may want to hear from the IWD about the funds available from the Unemployment Compensation Reserve Fund interest. The FY 2021 appropriation is $2,850,000. The IWD estimates interest from the Unemployment Compensation Reserve Fund will be $1,200,000 for FY 2021 and $800,000 for FY 2022. Interest rates dropped from 1.70% annualized for January 2020 to 0.21% annualized for December 2020. The interest rate reached an annualized high of 2.52% for January 2019. The estimated Reserve Fund interest balance at the end of FY 2021 is $1,800,000. *The Governor recommended $2,850,000 in FY 2022 appropriations from the Fund for field offices.*

Employer Innovation Fund — *The Governor is recommending $4,200,000 for the Employer Innovation Fund in FY 2022, including a new request for $3,000,000 to the Fund for the Child Care Challenge and a continuation of the $1,200,000 from FY 2021 to FY 2022 for Employer Innovation Grants.* The IWD carried over $653,752 from FY 2020 to use in FY 2021 for the Future Ready Iowa Employer Innovation Fund. There was also an appropriation of $1,200,000 in FY 2021 to the Future Ready Iowa Employer Innovation Fund. The IWD also has discretion to fund the Child Care Challenge out of this existing FY 2021 appropriation. The Subcommittee may want to ask the IWD for an update regarding this funding in FY 2021 and FY 2022.

Unemployment Insurance Systems Modernization and Reed Act Funding — The IWD has been authorized to use up to $44,000,000 from the federal Struggling Families Act funds for one-time funding for the modernization of unemployment insurance systems and for the acquisition of programming, software, and equipment required to provide an administrative system for the Iowa Unemployment Insurance Program. This is a one-time authorization that replaces a prior authorization for the use of up to $9,600,000 from the same source for the same purpose. The Subcommittee may want to hear from the IWD about the status of this project. The IWD is scheduled to begin the project by March 2021, after bringing a contractor on board, with $32,300,000 remaining from prior appropriations. The appropriations include $4,800,000 in FY 2017 and $39,200,000 in FY 2018. The IWD expended $1,500,000 in FY 2017, $6,400,000 in FY 2018 (not including $597,000 appropriated separately for field offices), $1,300,000 in FY 2019, and $2,400,000 in FY 2020.

IowaWORKS Denison Office — The Subcommittee may want to hear an update about the Department's recent relocation of an IowaWORKS office from Carroll to Denison.

Unemployment Insurance — The Subcommittee may want to ask the IWD about the Department's efforts to provide unemployment insurance services to Iowans during 2020. Due to COVID-19, high unemployment in 2020 created large benefit payouts from the Iowa Unemployment Insurance Trust Fund, along with other benefit programs contained in the federal Coronavirus Aid, Relief, and Economic Security (CARES) Act. According to federal Department of Labor data, $947,100,000 was provided in regular unemployment insurance benefits from April 2020 through September 2020, with a high of $219,000,000 in May 2020. The improvement in the unemployment rate from 11.0% in April 2020 to 3.6% in November 2020, along with the exhaustion of benefits for those on unemployment insurance, has led benefits payable to drop to $38,700,000 in November 2020.

Occupational Licensing — *The Governor is recommending reforming the occupational licensing system for FY 2022, including reducing barriers for new Iowa residents with out-of-state licenses, recognizing work experience as a substitute for formal education, waiving initial licensing fees for low-income applicants, and setting a uniform standard of review for denial of licensure based on a person's criminal history.* The Subcommittee may want to ask the IWD for an update on these initiatives.

PUBLIC EMPLOYMENT RELATIONS BOARD

Overview and Funding History

Agency Overview: The Iowa Public Employment Relations Board (PERB) is responsible for implementing the provisions of the Public Employment Relations Act, and for adjudicating and conciliating labor and management disputes involving public employers and employee organizations throughout the State.

FY 2022 Governor's Recommendations
Total: $1,492,452

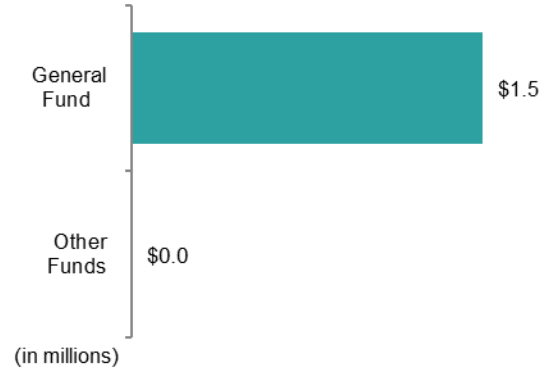

Governor's Recommendations Compared to FY 2021

Funding History

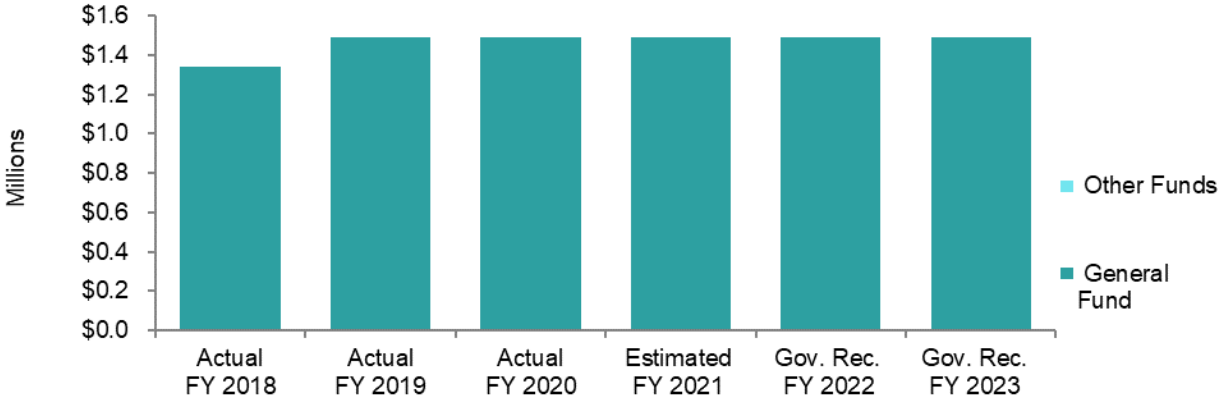

General Fund Recommendations

	Actual FY 2020 (1)	Estimated FY 2021 (2)	Gov Rec FY 2022 (3)	Gov Rec FY 22 vs Est FY 21 (4)
Public Employment Relations Board				
Public Employment Relations				
General Office	$ 1,492,452	$ 1,492,452	$ 1,492,452	$ 0
Total Public Employment Relations Board	$ 1,492,452	$ 1,492,452	$ 1,492,452	$ 0

Discussion Item

Public Employment Reform Act — The Subcommittee may want to hear from the PERB about the impact of 2017 Iowa Acts, HF 291 (Public Employment Reform Act), including the required elections and other bargaining reforms that have been implemented.

BOARD OF REGENTS

Overview and Funding History

Agency Overview: The Economic Development Appropriations Subcommittee appropriates funds to the Board of Regents universities for the following purposes:

- The Regents Innovation Fund appropriation is allocated to the three Regents institutions for capacity-building infrastructure in areas related to technology commercialization; marketing and business development efforts related to technology commercialization, entrepreneurship, and business growth; and infrastructure projects and programs needed to assist in implementation of activities under Iowa Code chapter 262B (Commercialization of Research). Refer to the ***Budget Unit Brief*** *Regents Innovation Fund* for more information.
- The University of Iowa (UI) Economic Development appropriation includes the UI Pharmaceuticals, Research Park, and Technology Innovation Center. Refer to the ***Budget Unit Brief*** *University of Iowa — Economic Development* for more information.
- The UI Entrepreneur and Economic Growth appropriation is to be used to expand public/private partnerships and programming through the Pappajohn Entrepreneurial Center. Refer to the ***Budget Unit Brief*** *University of Iowa — Entrepreneur and Economic Growth* for more information.
- The Iowa State University (ISU) Economic Development appropriation includes the Institute for Physical Research and Technology, Small Business Development Centers, and Research Park. Refer to the ***Budget Unit Brief*** *Iowa State University — Economic Development* for more information.
- The University of Northern Iowa (UNI) Economic Development appropriation includes the Institute for Decision Making, Metal Casting Center, and MyEntre.Net Program. Refer to the ***Budget Unit Brief*** *University of Northern Iowa — Economic Development* for more information.

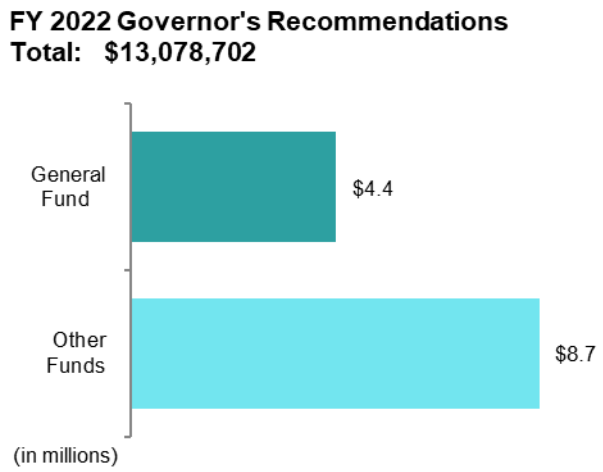

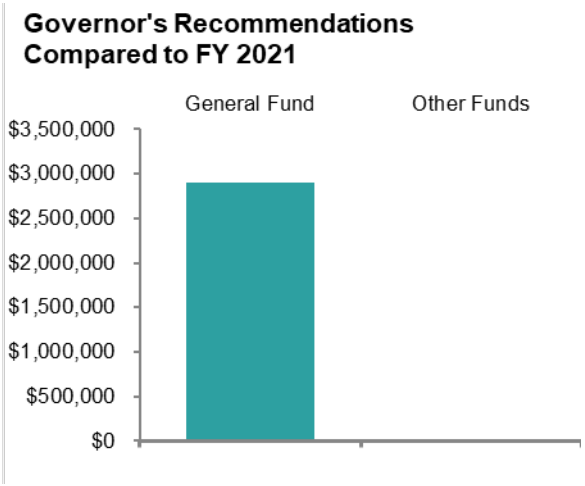

Funding History

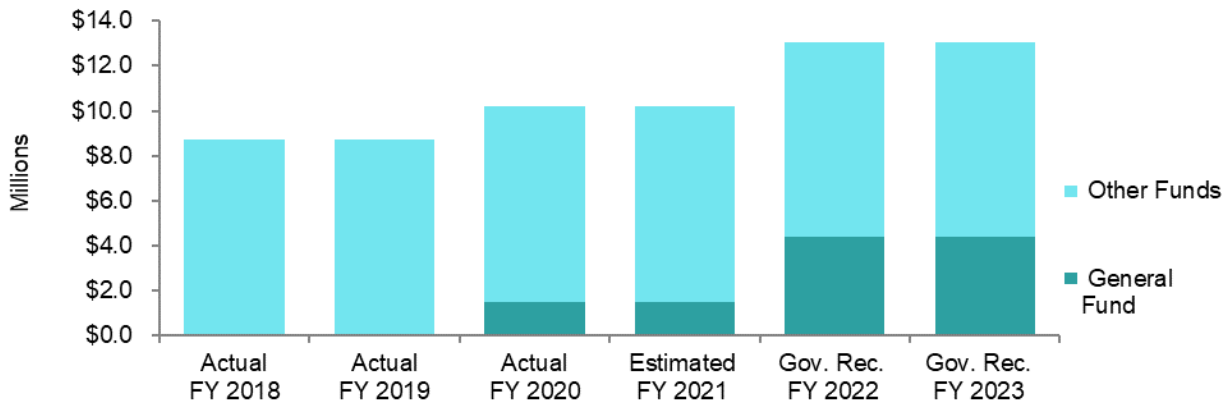

The five-year funding history graph above does not reflect any funding the Board of Regents received through allocations or appropriations from the Rebuild Iowa Infrastructure Fund (RIIF). Information on these appropriations can be found in the Transportation, Infrastructure, and Capitals Appropriations Subcommittee information.

General Fund Recommendations

	Actual FY 2020 (1)	Estimated FY 2021 (2)	Gov Rec FY 2022 (3)	Gov Rec FY 22 vs Est FY 21 (4)
Regents, Board of				
Regents, Board of				
ISU - Biosciences Innovation Ecosystem - GF	$ 825,000	$ 813,286	$ 2,988,286	$ 2,175,000
UI - Biosciences Innovation Ecosystem - GF	275,000	271,095	996,095	725,000
UNI - Additive Manufacturing - GF	400,000	394,321	394,321	0
Total Regents, Board of	$ 1,500,000	$ 1,478,702	$ 4,378,702	$ 2,900,000

Governor's Recommendations FY 2022 — Significant Changes

ISU Biosciences Innovation Ecosystem $2,175,000

An increase to expand on the Ecosystem. The Ecosystem is explained in the TEConomy — 2017 Biosciences Report. The funding is used to accelerate the pace at which discoveries are translated into commercial opportunities in the following four bioscience platforms:

- Biobased Chemicals
- Precision and Digital Agriculture
- Vaccines and Immunotherapy
- Medical Devices

The funding will be used: 1) To support the new Chief Technology Officer in three platforms; 2) Leverage State funds to attract federal and private investment into the platforms; 3) Support technology start-up companies as well as collaborative research between industry and the universities; and 4) Attract young innovators to Iowa and start a training program for technology commercialization.

UI Biosciences Innovation Ecosystem **$725,000**

An increase to expand on the Ecosystem. The Ecosystem is explained in the TEConomy — 2017 Biosciences Report. The funding will be used to fund four partnerships, including two partnerships that will develop innovative medical device technologies, one partnership that will develop a database of resources to connect entrepreneurs and innovators in the medical-technology industry with technical expertise, and a final partnership that will create an advisory council of industry executives to advise entrepreneurs and researchers.

These two recommendations overlap with a "Top Recommendation" from the Governor's Economic Recovery Advisory Board.

Other Fund Recommendations

	Actual FY 2020 (1)	Estimated FY 2021 (2)	Gov Rec FY 2022 (3)	Gov Rec FY 22 vs Est FY 21 (4)
Regents, Board of				
Regents, Board of				
Regents Innovation Fund - SWJCF	$ 3,000,000	$ 3,000,000	$ 3,000,000	$ 0
ISU - Economic Development - SWJCF	2,424,302	2,424,302	2,424,302	0
UI - Economic Development - SWJCF	209,279	209,279	209,279	0
UI - Entrepreneur and Econ Growth - SWJCF	2,000,000	2,000,000	2,000,000	0
UNI - Economic Development - SWJCF	1,066,419	1,066,419	1,066,419	0
Total Regents, Board of	$ 8,700,000	$ 8,700,000	$ 8,700,000	$ 0

Discussion Items

COVID-19 — Nanovaccine Development — The Governor allocated $2,000,000 in federal CARES Act funds on October 29, 2020, for the development and testing of a COVID-19 nanovaccine through a partnership among Iowa State University (ISU), the University of Iowa (UI), and industry partners. The Subcommittee may want to ask the Board of Regents about nanovaccine development programs at the universities.

Economic Development, Commercialization of Research, and Technology Transfer — The Subcommittee may want to ask the Board of Regents about collaboration between the universities and businesses and how these efforts bring private and federal resources into Iowa. Licensed technology has increased revenue to Iowa by $88,700,000 from FY 2016 to FY 2020, while the three universities provided $628,800,000 to Iowa from competitive federal grants in FY 2020 and over $1,200,000,000 in total sponsored funding.

COLLEGE STUDENT AID COMMISSION

Overview and Funding History

The Economic Development Appropriations Subcommittee appropriates funds to the College Student Aid Commission for the Future Ready Iowa Skilled Workforce Grant Fund. The Fund was established during the 2018 Legislative Session by HF 2458 (Future Ready Iowa Act). The Fund was established to provide grants that would allow Iowans who left college with at least half the required credits for a bachelor's degree in a high-demand field of study to enroll in a public or private four-year institution in Iowa to complete the degree.

FY 2022 Governor's Recommendations
Total: $0



Governor's Recommendations Compared to FY 2021

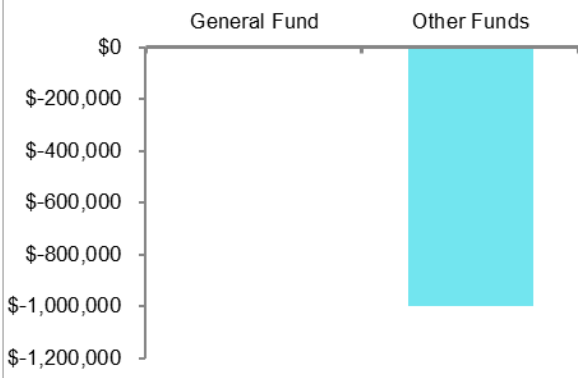

Funding History

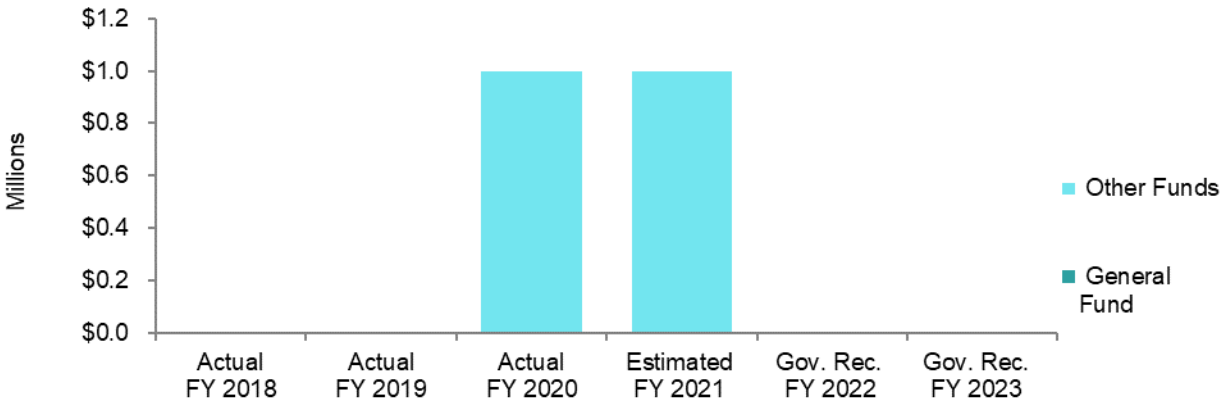

Other Fund Recommendations

	Actual FY 2020 (1)	Estimated FY 2021 (2)	Gov Rec FY 2022 (3)	Gov Rec FY 22 vs Est FY 21 (4)
College Student Aid Commission				
College Student Aid Comm.				
Future Ready Iowa Grant Program - SWJCF	$ 1,000,000	$ 1,000,000	$ 0	$ -1,000,000
Total College Student Aid Commission	$ 1,000,000	$ 1,000,000	$ 0	$ -1,000,000

Governor's Recommendations FY 2022 — Significant Changes

Future Ready Iowa Skilled Workforce Grant Program — SWJCF $-1,000,000

The Governor is not recommending funding for the Future Ready Iowa Skilled Workforce Grant Program in FY 2022.

Discussion Item

Future Ready Iowa Grant Program — The Subcommittee may want to hear from the College Student Aid Commission about demand for the Future Ready Iowa Grant Program. The Program provides grants that allow Iowans who left college with at least half the required credits for a bachelor's degree in a high-demand field of study to enroll in a public or private four-year institution in Iowa to complete the four-year degree. Program expenditures were $696,000 in FY 2020.

Comparisons to Other States — Gross Domestic Product

Data gathered by the Bureau of Economic Analysis (BEA) and available from the Council of State Governments' (CSG) States Perform website represents the Gross Domestic Product (GDP) by state. The GDP is the value added to goods and services by economic activity. It is equivalent to a state's gross output (sales or receipts and other operating income, commodity taxes, and inventory change) minus input (consumption of goods and services purchased from other U.S. industries or imported).

When evaluated on a per capita basis, Iowa ranked 21st in the nation, with a per capita GDP of $54,996, in calendar year 2019. The state with the highest per capita GDP was New York ($76,628), followed by Massachusetts ($75,439) and Alaska ($72,798). The three lowest states were Mississippi ($34,493), Arkansas ($38,918), and West Virginia ($40,365).

Since 1997, Iowa's GDP has grown by 52.78%, the 26th largest increase among all states. The state with the largest increase was North Dakota with 140.06%, followed by Utah (109.26%) and California (102.98%). The states that had the slowest growth were Michigan (18.77%), Louisiana (18.99%), and West Virginia (22.23%).

Chart 1 displays Iowa's GDP by North American Industry Classification System (NAICS) sector. The largest two sectors of Iowa's GDP are Finance, Insurance, Real Estate, Rental, and Leasing (22.41%) and Manufacturing (17.32%).

The fastest-growing sectors in Iowa since 1997 are Finance, Insurance, Real Estate, Rental, and Leasing (125.79%) and Professional and Business Services (99.12%). The sectors with the slowest growth since 1997 are Government (19.92%) and Other (15.73%).

For additional comparisons, refer to States Perform or the Bureau of Economic Analysis.

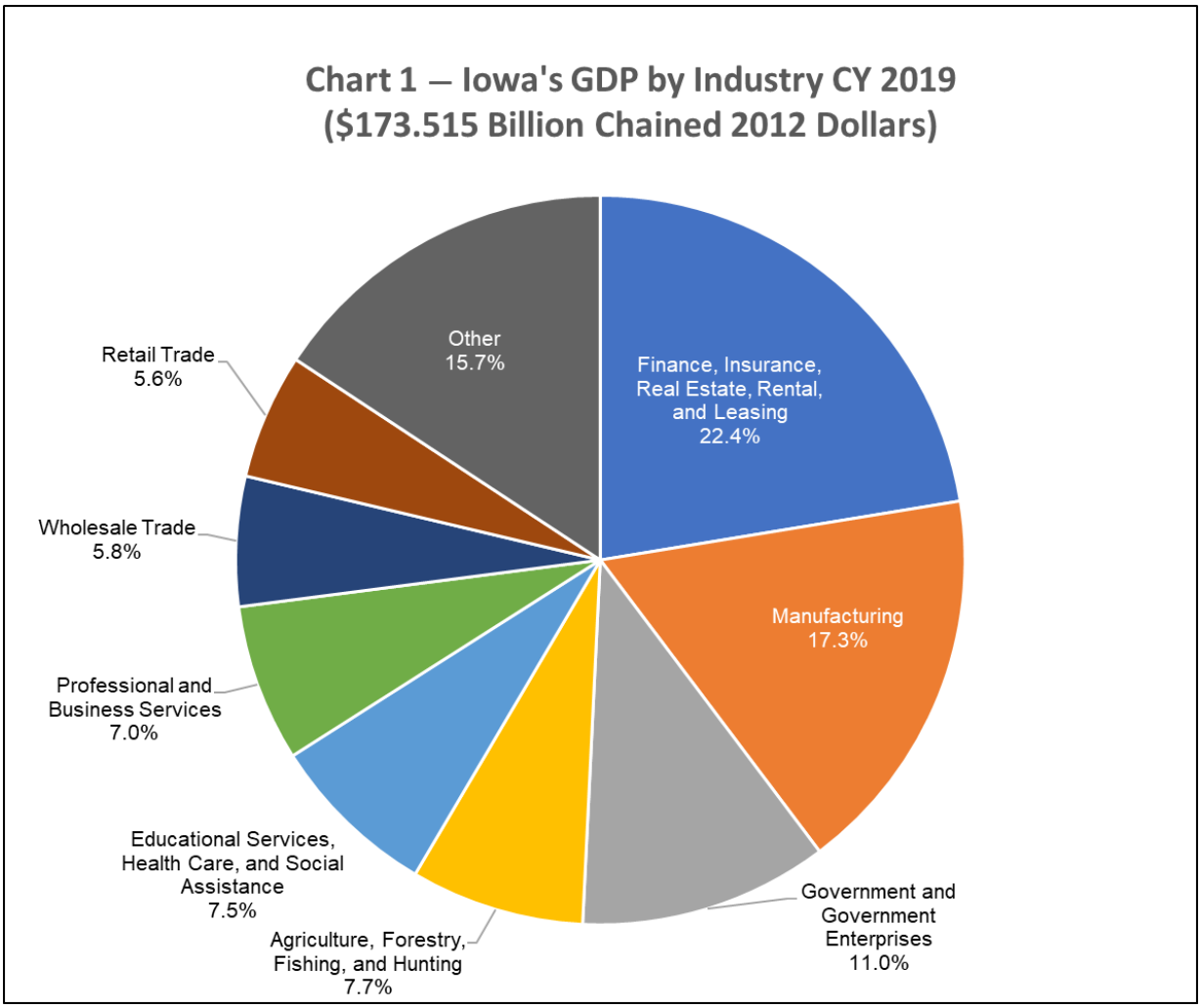

*Other includes:

- Mining.
- Utilities.
- Construction.
- Transportation and Warehousing.
- Information.
- Arts, Entertainment, Recreation, Accommodation, and Food Services.
- Any other industry not otherwise categorized.

Reports Required to be Filed with General Assembly

Reports and other documents required to be filed with the General Assembly are organized by submitting department and by date and are published on this webpage.

LSA Staff Contact: Eric Richardson (515.281.6767) eric.richardson@legis.iowa.gov

Appendix A – Tracking

This Appendix contains tracking for the following:

- General Fund
- Other Funds
- Full-Time Equivalent (FTE) Positions

The Legislative Services Agency publishes ***Budget Unit Briefs*** that discuss the purpose of particular appropriations and programs. If a publication is available, it has been hyperlinked in the title of the appropriation.

Economic Development

General Fund

	Actual FY 2020 (1)	Estimated FY 2021 (2)	Gov Rec FY 2022 (3)	Gov Rec FY 22 vs Est FY 21 (4)	Gov Rec Yr2 FY 2023 (5)	Gov Rec FY 23 vs Gov Rec FY 22 (6)
Cultural Affairs, Department of						
Cultural Affairs, Dept. of						
Administration Division	$ 168,637	$ 168,637	$ 168,637	$ 0	$ 168,637	$ 0
Community Cultural Grants	172,090	172,090	172,090	0	172,090	0
Historical Division	3,142,351	3,142,351	3,142,351	0	3,142,351	0
Historic Sites	426,398	426,398	426,398	0	426,398	0
Arts Division	1,317,188	1,317,188	1,317,188	0	1,317,188	0
Great Places	150,000	150,000	150,000	0	150,000	0
Records Center Rent	227,243	0	0	0	0	0
Cultural Trust Grants	150,000	150,000	150,000	0	150,000	0
County Endowment Funding - DCA Grants	448,403	448,403	448,403	0	448,403	0
Total Cultural Affairs, Department of	$ 6,202,310	$ 5,975,067	$ 5,975,067	$ 0	$ 5,975,067	$ 0
Economic Development Authority						
Economic Development Authority						
Economic Development Appropriation	$ 13,318,553	$ 13,318,553	$ 13,318,553	$ 0	$ 13,318,553	$ 0
World Food Prize	375,000	375,000	375,000	0	375,000	0
Iowa Comm. Volunteer Ser. - Promise	168,201	168,201	168,201	0	168,201	0
Councils of Governments (COGs) Assistance	275,000	275,000	275,000	0	275,000	0
Future Ready Reg. Apprenticeship Prog.	1,000,000	1,000,000	1,000,000	0	1,000,000	0
Tourism Marketing - Adjusted Gross Receipts	890,760	900,000	900,000	0	900,000	0
Total Economic Development Authority	$ 16,027,514	$ 16,036,754	$ 16,036,754	$ 0	$ 16,036,754	$ 0
Iowa Finance Authority						
Iowa Finance Authority						
Rent Subsidy Program	$ 658,000	$ 658,000	$ 658,000	$ 0	$ 658,000	$ 0
Total Iowa Finance Authority	$ 658,000	$ 658,000	$ 658,000	$ 0	$ 658,000	$ 0
Public Employment Relations Board						
Public Employment Relations						
General Office	$ 1,492,452	$ 1,492,452	$ 1,492,452	$ 0	$ 1,492,452	$ 0
Total Public Employment Relations Board	$ 1,492,452	$ 1,492,452	$ 1,492,452	$ 0	$ 1,492,452	$ 0

Economic Development

General Fund

	Actual FY 2020 (1)	Estimated FY 2021 (2)	Gov Rec FY 2022 (3)	Gov Rec FY 22 vs Est FY 21 (4)	Gov Rec Yr2 FY 2023 (5)	Gov Rec FY 23 vs Gov Rec FY 22 (6)
Workforce Development, Department of						
Iowa Workforce Development						
Labor Services Division	$ 3,491,252	$ 3,491,252	$ 3,491,252	$ 0	$ 3,491,252	$ 0
Workers' Compensation Division	3,321,044	3,321,044	3,321,044	0	3,321,044	0
Operations - Field Offices	6,675,650	6,675,650	6,675,650	0	6,675,650	0
Offender Reentry Program	387,158	387,158	387,158	0	387,158	0
I/3 State Accounting System	228,822	228,822	228,822	0	228,822	0
Future Ready Summer Youth Intern Pilot	250,000	250,000	250,000	0	250,000	0
Employee Misclassification Program	379,631	379,631	379,631	0	379,631	0
Future Ready Iowa Employer Innovation Fund	1,200,000	1,200,000	4,200,000	3,000,000	4,200,000	0
Home Base Iowa	0	0	250,000	250,000	250,000	0
Total Workforce Development, Department of	$ 15,933,557	$ 15,933,557	$ 19,183,557	$ 3,250,000	$ 19,183,557	$ 0
Regents, Board of						
Regents, Board of						
ISU - Biosciences Innovation Ecosystem - GF	$ 825,000	$ 813,286	$ 2,988,286	$ 2,175,000	$ 2,988,286	$ 0
UI - Biosciences Innovation Ecosystem - GF	275,000	271,095	996,095	725,000	996,095	0
UNI - Additive Manufacturing - GF	400,000	394,321	394,321	0	394,321	0
Total Regents, Board of	$ 1,500,000	$ 1,478,702	$ 4,378,702	$ 2,900,000	$ 4,378,702	$ 0
Total Economic Development	$ 41,813,833	$ 41,574,532	$ 47,724,532	$ 6,150,000	$ 47,724,532	$ 0

Economic Development

Other Funds

	Actual FY 2020 (1)	Estimated FY 2021 (2)	Gov Rec FY 2022 (3)	Gov Rec FY 22 vs Est FY 21 (4)	Gov Rec Yr2 FY 2023 (5)	Gov Rec FY 23 vs Gov Rec FY 22 (6)
Economic Development Authority						
Economic Development Authority						
STEM Internships - SWJCF	$ 1,000,000	$ 1,000,000	$ 1,000,000	$ 0	$ 1,000,000	$ 0
Future Ready Iowa Mentor Prog - SWJCF	400,000	400,000	400,000	0	400,000	0
Empower Rural Iowa Rural Innovation Grants - SWJCF	300,000	300,000	0	-300,000	0	0
High Quality Jobs Program - SWJCF	11,700,000	11,700,000	11,700,000	0	11,700,000	0
Empower Rural Iowa Housing Needs Assess - SWJCF	100,000	100,000	0	-100,000	0	0
STEM Best - SWJCF	0	0	700,000	700,000	700,000	0
Empower Rural Iowa Program - SWJCF	0	0	700,000	700,000	700,000	0
Total Economic Development Authority	$ 13,500,000	$ 13,500,000	$ 14,500,000	$ 1,000,000	$ 14,500,000	$ 0
College Student Aid Commission						
College Student Aid Comm.						
Future Ready Iowa Grant Program - SWJCF	$ 1,000,000	$ 1,000,000	$ 0	$ -1,000,000	$ 0	$ 0
Total College Student Aid Commission	$ 1,000,000	$ 1,000,000	$ 0	$ -1,000,000	$ 0	$ 0
Workforce Development, Department of						
Iowa Workforce Development						
Field Offices - Spec Cont Fund	$ 1,766,084	$ 1,766,084	$ 1,766,084	$ 0	$ 1,766,084	$ 0
Field Offices - UI Reserve Interest	2,850,000	2,850,000	2,850,000	0	2,850,000	0
AMOS Mid-Iowa Organizing Strategy - SWJCF	100,000	100,000	100,000	0	100,000	0
Future Ready Iowa Coordinator - SWJCF	150,000	150,000	150,000	0	150,000	0
Total Workforce Development, Department of	$ 4,866,084	$ 4,866,084	$ 4,866,084	$ 0	$ 4,866,084	$ 0
Regents, Board of						
Regents, Board of						
Regents Innovation Fund - SWJCF	$ 3,000,000	$ 3,000,000	$ 3,000,000	$ 0	$ 3,000,000	$ 0
ISU - Economic Development - SWJCF	2,424,302	2,424,302	2,424,302	0	2,424,302	0
UI - Economic Development - SWJCF	209,279	209,279	209,279	0	209,279	0
UI - Entrepreneur and Econ Growth - SWJCF	2,000,000	2,000,000	2,000,000	0	2,000,000	0
UNI - Economic Development - SWJCF	1,066,419	1,066,419	1,066,419	0	1,066,419	0
Total Regents, Board of	$ 8,700,000	$ 8,700,000	$ 8,700,000	$ 0	$ 8,700,000	$ 0
Total Economic Development	$ 28,066,084	$ 28,066,084	$ 28,066,084	$ 0	$ 28,066,084	$ 0

Explanation of FTE Position Data

Analysis of the Governor's Budget Recommendations

The following is an explanation of the full-time equivalent (FTE) position information provided on the following tables. The columns of FTE position data represent different points in time that the numbers were compiled. For additional information on the State's FTE positions, see the ***Issue Review*** entitled *FY 2017 FTE Positions and Personnel Costs*.

Actual FY 2020: This data represents the actual FTE position utilization calculated at the close of the fiscal year. The FTE position usage is calculated by taking the actual hours worked during the fiscal year and dividing the number by 2,080 hours. For example, if a department has budgeted a full-time position (equating to 1.00 FTE) and this position is vacant for six months of the fiscal year at the close of the fiscal year the calculation of the actual FTE position would be 0.50 (1,040 ÷ 2,080 = 0.50). The calculation of the actual FTE position factors out the portion of the position that was vacant during the fiscal year.

Estimated FY 2021: This data represents the estimated FTE positions that were budgeted by the departments at the beginning of FY 2021 and incorporates any revisions made to the budget by the departments through (approximately) December 2020. Changes to the estimates can occur for a variety of reasons. For example, if departments are not provided funding for salary adjustments to cover the costs of funding collective bargaining contracts, the departments will often reduce the number of FTE positions in order to cover costs.

Gov Rec FY 2022: This is the Governor's recommendation for FY 2022.

Gov Rec FY 2022 vs Est FY 2021: This represents the difference between the Governor's recommended FTE positions for FY 2022 and the most recent estimates for FY 2021.

Gov Rec FY 2023: This is the Governor's recommendation for FY 2023.

Gov Rec FY 2023 vs Gov Rec FY 2022: This represents the difference between the Governor's recommended FTE positions for FY 2023 and FY 2022.

Economic Development

FTE Positions

	Actual FY 2020 (1)	Estimated FY 2021 (2)	Gov Rec FY 2022 (3)	Gov Rec FY 22 vs Est FY 21 (4)	Gov Rec Yr2 FY 2023 (5)	Gov Rec FY 23 vs Gov Rec FY 22 (6)
Cultural Affairs, Department of						
Cultural Affairs, Dept. of						
Administration Division	0.92	0.91	0.98	0.07	0.98	0.00
Historical Division	42.12	41.36	40.66	-0.70	38.92	-1.74
Historic Sites	4.69	2.70	2.00	-0.70	2.00	0.00
Arts Division	6.58	8.63	10.53	1.90	10.61	0.08
Great Places	0.62	1.36	1.32	-0.04	1.26	-0.06
Total Cultural Affairs, Department of	54.93	54.96	55.49	0.53	53.77	-1.72
Economic Development Authority						
Economic Development Authority						
Economic Development Appropriation	61.64	83.55	82.55	-1.00	82.55	0.00
High Quality Jobs Creations Assistance	9.00	12.90	12.90	0.00	12.90	0.00
Economic Dev Energy Projects Fund	4.39	7.00	7.00	0.00	7.00	0.00
Iowa Ind. New Jobs Training (NJT) 260E Fund	2.65	4.00	4.00	0.00	4.00	0.00
Wine and Beer Promotion Board	0.50	0.50	0.50	0.00	0.50	0.00
Small Business Credit Initiative Fund	0.25	0.25	0.00	-0.25	0.00	0.00
Future Ready Iowa Mentor Prog - SWJCF	1.19	1.00	1.00	0.00	1.00	0.00
STEM Internships - SWJCF	0.13	0.00	0.00	0.00	0.00	0.00
Iowa Commission on Volunteer Service	9.07	12.25	12.00	-0.25	12.00	0.00
Total Economic Development Authority	88.81	121.45	119.95	-1.50	119.95	0.00
Workforce Development, Department of						
Iowa Workforce Development						
Labor Services Division	48.30	58.00	58.00	0.00	58.00	0.00
Workers' Compensation Division	24.00	26.10	26.10	0.00	26.10	0.00
Field Office Operating Fund	175.27	189.20	189.18	-0.02	189.18	0.00
Offender Reentry Program	4.81	5.00	5.00	0.00	5.00	0.00
Employee Misclassification Program	3.20	5.15	5.15	0.00	5.15	0.00
Future Ready Iowa Coordinator - SWJCF	0.81	1.00	1.00	0.00	1.00	0.00
Total Workforce Development, Department of	256.39	284.45	284.43	-0.02	284.43	0.00
Public Employment Relations Board						
Public Employment Relations						
General Office	10.17	11.00	11.00	0.00	11.00	0.00
Total Public Employment Relations Board	10.17	11.00	11.00	0.00	11.00	0.00

Economic Development

FTE Positions

	Actual FY 2020 (1)	Estimated FY 2021 (2)	Gov Rec FY 2022 (3)	Gov Rec FY 22 vs Est FY 21 (4)	Gov Rec Yr2 FY 2023 (5)	Gov Rec FY 23 vs Gov Rec FY 22 (6)
Regents, Board of						
Regents, Board of						
ISU - Economic Development - SWJCF	56.63	56.63	50.95	-5.68	50.95	0.00
UI - Economic Development - SWJCF	1.90	1.94	6.00	4.06	6.00	0.00
UI - Entrepreneur and Econ Growth - SWJCF	8.00	8.00	8.00	0.00	8.00	0.00
UNI - Economic Development - SWJCF	8.29	8.12	8.12	0.00	8.12	0.00
ISU - Biosciences Innovation Ecosystem - GF	3.00	5.01	10.01	5.00	10.01	0.00
UI - Biosciences Innovation Ecosystem - GF	0.83	0.00	0.00	0.00	0.00	0.00
UNI - Additive Manufacturing - GF	2.70	2.73	2.73	0.00	2.73	0.00
Total Regents, Board of	81.35	82.43	85.81	3.38	85.81	0.00
Total Economic Development	491.65	554.29	556.68	2.39	554.96	-1.72

Appendix B – Appropriations Activity

Analysis of the Governor's Recommendations

The following information provides a summary of the FY 2020 General Fund and non-General Fund appropriations for the departments under the purview of the Appropriations Subcommittee. Appropriations are adjusted for several factors throughout the fiscal year, including supplemental appropriations, deappropriations, and adjustments to standing appropriations to account for actual expenditures. Other activity associated with appropriated funds includes: balances brought forward, transfers, and reversions. The tables show each of the departments' appropriations and the changes that occurred throughout the fiscal year.

- Original Appropriation: This is the amount appropriated from the General Fund in individual appropriations bills during the 2019 Legislative Session.
- Adjustment to Standings: These adjustments represent changes that are made to budgeted standing unlimited appropriations for the purpose of balancing the year-end amount. There are numerous standing unlimited appropriations established in the Iowa Code. The exact amount for each of these appropriations is not known until the close of the fiscal year. As the General Assembly develops the annual budget, an estimated amount is included for budgeting purposes. This estimated appropriation is then adjusted to reflect actual expenditures.
- Session Law Adjustments (General Fund Only): During the 2019 Legislative Session there were two appropriation bills enacted that provided increases to certain State agencies and allowed the agencies to allocate the increase across their line-item appropriations: HF 758 (Education Appropriations Act) appropriated $12.0 million to the Board of Regents for allocation to the three State universities, and SF 615 (Justice System Appropriations Act) appropriated $3.3 million to the Department of Corrections (DOC) for allocation across the DOC institutions and Community-Based Corrections (CBC) and $1.6 million to the Department of Public Safety for allocation to its divisions.
- Supplemental Appropriations/Deappropriations: These changes represent the supplemental appropriations and deappropriations enacted during the 2019 Legislative Session.
- OCIO Adjustment: During the 2019 Legislative Session, HF 759 (FY 2020 Administration and Regulation Appropriations Act) appropriated $1.3 million to the Department of Management (DOM) for an adjustment to department appropriations in FY 2020 for technology-related expenditures charged by the Office of the Chief Information Officer (OCIO) to State agencies. The adjustment was based upon a rolling 12-month average of the OCIO charges for departments.
- Salary Adjustment (Other Funds Only): Several non-General Fund appropriations were authorized to receive appropriation adjustments to fund salary increases for FY 2020.
- Total Appropriation: This is the sum of all of the above numbers and represents the final appropriation amount after the above changes were applied.

- Balance Brought Forward: These are the appropriated funds allowed to carry forward from FY 2019 to FY 2020. These funds provided additional spendable dollars for FY 2020.
- Transfers In and Out (General Fund Only): These adjustments represent transferred appropriation spending authority between enacted appropriations. These transfers are usually implemented by the Governor through the authority provided in Iowa Code section 8.39.
- Balance Carryforward: These are appropriated funds that are allowed to carry forward from FY 2020 to FY 2021. These funds provide additional spendable dollars for FY 2021.
- Reversions: These are the unspent appropriated funds that revert back to the fund from which they were appropriated.
- Total Adjustments: This is the sum of the Balance Brought Forward, Transfers, Balance Carryforward, and Reversions.
- Total Expended: This number represents the appropriation after all of the above adjustments have been made. The result is the total appropriated funds that were expended in FY 2020.

FY 2020 GENERAL FUND APPROPRIATIONS

Economic Development Appropriations Subcommittee

	Original Approp	Adj to Standings	Session Law Adj	Supp & Deapprop	OCIO Adjustment	Total Approp	Balance Brought Forward	Transfer In	Transfer Out	Balance Carry Forward	Reversion	Total Adjustments	Grand Total
Economic Development													
Cultural Affairs, Department of													
Administrative Division	$ 168,637	$ 0	$ 0	$ 0	$ 0	$ 168,637	$ 0	$ 0	$ 0	$ 0	$ 0	$ 0	$ 168,637
Arts Council	1,317,188	0	0	0	0	1,317,188	100,000	0	0	-217,000	0	-117,000	1,200,188
Community Cultural Grants	172,090	0	0	0	0	172,090	0	0	0	0	0	0	172,090
County Endowment Funding - DCA Grants	448,403	0	0	0	0	448,403	0	0	0	0	0	0	448,403
Cultural Trust Grants	150,000	0	0	0	0	150,000	0	0	0	0	0	0	150,000
Great Places GF	150,000	0	0	0	0	150,000	0	0	0	0	0	0	150,000
Historic Sites	426,398	0	0	0	0	426,398	0	0	0	0	0	0	426,398
Historical Division	3,127,797	0	0	0	14,554	3,142,351	0	0	0	0	0	0	3,142,351
Records Center Rent - GF	227,243	0	0	0	0	227,243	0	0	0	0	0	0	227,243
Cultural Affairs, Department of Total	**6,187,756**	**0**	**0**	**0**	**14,554**	**6,202,310**	**100,000**	**0**	**0**	**-217,000**	**0**	**-117,000**	**6,085,310**
Economic Development Authority													
Councils of Governments (COGs) Assistance	275,000	0	0	0	0	275,000	0	0	0	0	0	0	275,000
Economic Development Approp	13,413,379	0	0	0	-94,826	13,318,553	1,166,154	0	0	-1,351,399	0	-185,245	13,133,308
ICVS-Promise	168,201	0	0	0	0	168,201	0	0	0	0	0	0	168,201
Registered Apprenticeship Program	1,000,000	0	0	0	0	1,000,000	932,971	0	0	-1,151,784	0	-218,814	781,186
STEM Scholarships	0	0	0	0	0	0	219,649	0	0	-122,881	0	96,768	96,768
Tourism marketing - Adjusted Gross Receipts	900,000	-9,241	0	0	0	890,760	0	0	0	0	0	0	890,760
World Food Prize	375,000	0	0	0	0	375,000	0	0	0	0	0	0	375,000
Economic Development Authority Total	**16,131,580**	**-9,241**	**0**	**0**	**-94,826**	**16,027,514**	**2,318,774**	**0**	**0**	**-2,626,065**	**0**	**-307,292**	**15,720,222**
Iowa Finance Authority													
Rent Subsidy Program	658,000	0	0	0	0	658,000	0	0	0	-10,809	0	-10,809	647,191
Iowa Finance Authority Total	**658,000**	**0**	**0**	**0**	**0**	**658,000**	**0**	**0**	**0**	**-10,809**	**0**	**-10,809**	**647,191**
Iowa Workforce Development													
Employee Misclassification	379,631	0	0	0	0	379,631	0	0	0	0	-81,577	-81,577	298,055
I3 State Accounting System	228,822	0	0	0	0	228,822	8,695	0	0	0	0	8,695	237,517
Iowa Employer Innovation Fund	1,200,000	0	0	0	0	1,200,000	0	0	0	-653,753	0	-653,753	546,247
IWD Labor Services Division	3,491,252	0	0	0	0	3,491,252	2,724,698	0	0	-2,798,401	0	-73,704	3,417,548
IWD Workers Compensation Division	3,321,044	0	0	0	0	3,321,044	341,423	0	0	-448,939	0	-107,516	3,213,528
Offender Reentry Program	387,158	0	0	0	0	387,158	70,894	0	0	-31,155	0	39,739	426,897
Summer Youth Work Pilot	250,000	0	0	0	0	250,000	218,544	0	0	-250,000	-39,939	-71,395	178,605
Workforce Development Field Offices	6,675,650	0	0	0	0	6,675,650	0	0	0	0	0	0	6,675,650
Iowa Workforce Development Total	**15,933,557**	**0**	**0**	**0**	**0**	**15,933,557**	**3,364,254**	**0**	**0**	**-4,182,248**	**-121,516**	**-939,510**	**14,994,047**
Public Employment Relations Board													
PER Board - General Office	1,492,452	0	0	0	0	1,492,452	149,677	0	0	-59,245	-180,344	-89,912	1,402,540
Public Employment Relations Board Total	**1,492,452**	**0**	**0**	**0**	**0**	**1,492,452**	**149,677**	**0**	**0**	**-59,245**	**-180,344**	**-89,912**	**1,402,540**
Regents, Board of													
ISU - Biosciences Innovation Ecosystem	825,000	0	0	0	0	825,000	0	0	0	0	0	0	825,000
SUI - Biosciences Innovation Ecosystem	275,000	0	0	0	0	275,000	0	0	0	0	0	0	275,000
UNI - Additive Manufacturing	400,000	0	0	0	0	400,000	0	0	0	0	0	0	400,000
Regents, Board of Total	**1,500,000**	**0**	**0**	**0**	**0**	**1,500,000**	**0**	**0**	**0**	**0**	**0**	**0**	**1,500,000**
Economic Development Total	**$ 41,903,345**	**$ -9,241**	**$ 0**	**$ 0**	**$ -80,272**	**$ 41,813,833**	**$ 5,932,704**	**$ 0**	**$ 0**	**$ -7,095,367**	**$ -301,860**	**$ -1,464,523**	**$ 40,349,310**

FY 2020 OTHER FUNDS APPROPRIATIONS

Economic Development Appropriations Subcommittee

	Original Approp	Adj to Standings	Supp & Deapprop	Salary Adjustment	OCIO Adjustment	Total Approp	Balance Brought Forward	Balance Carry Forward	Reversion	Total Adjustments	Total Expended
Economic Development											
College Student Aid Commission											
Iowa Skilled Worker and Job Creation Fund											
Future Ready Iowa Grant Program	$ 1,000,000	$ 0	$ 0	$ 0	$ 0	$ 1,000,000	$ 0	$ 0	$ 0	$ 0	$ 1,000,000
College Student Aid Commission Total	**1,000,000**	**0**	**0**	**0**	**0**	**1,000,000**	**0**	**0**	**0**	**0**	**1,000,000**
Economic Development Authority											
Iowa Skilled Worker and Job Creation Fund											
Empower Rural Iowa Housing Needs Assess	100,000	0	0	0	0	100,000	0	-100,000	0	-100,000	0
Empower Rural Iowa Rural Innovation Grants	300,000	0	0	0	0	300,000	0	-300,000	0	-300,000	0
Future Ready Iowa Mentor Prog	400,000	0	0	0	0	400,000	0	-93,565	0	-93,565	306,435
High Quality Job Creation	11,700,000	0	0	0	0	11,700,000	0	0	0	0	11,700,000
STEM Scholarships-ISWJCF	1,000,000	0	0	0	0	1,000,000	1,175,816	-1,404,737	0	-228,922	771,079
Economic Development Authority Total	**13,500,000**	**0**	**0**	**0**	**0**	**13,500,000**	**1,175,816**	**-1,898,302**	**0**	**-722,486**	**12,777,514**
Iowa Workforce Development											
Iowa Skilled Worker and Job Creation Fund											
AMOS A Mid-Iowa Organizing Strategy	100,000	0	0	0	0	100,000	0	-958	0	-958	99,042
Future Ready Iowa Coordinator	150,000	0	0	0	0	150,000	0	0	0	0	150,000
Special Contingency Fund											
P & I Workforce Development Field Offices	1,766,084	0	0	0	0	1,766,084	0	0	0	0	1,766,084
UI Reserve Fund											
IWD Field Offices (UI Reserve Interest)	2,850,000	0	0	0	0	2,850,000	0	0	0	0	2,850,000
Iowa Workforce Development Total	**4,866,084**	**0**	**0**	**0**	**0**	**4,866,084**	**0**	**-958**	**0**	**-958**	**4,865,126**
Regents, Board of											
Iowa Skilled Worker and Job Creation Fund											
BOR - Regents Innovation Fund	3,000,000	0	0	0	0	3,000,000	0	0	0	0	3,000,000
ISU - Economic Development	2,424,302	0	0	0	0	2,424,302	0	0	0	0	2,424,302
SUI - Economic Development	209,279	0	0	0	0	209,279	0	0	0	0	209,279
SUI - Entrepreneurship and Economic Growth	2,000,000	0	0	0	0	2,000,000	0	0	0	0	2,000,000
UNI - Economic Development	1,066,419	0	0	0	0	1,066,419	0	0	0	0	1,066,419
Regents, Board of Total	**8,700,000**	**0**	**0**	**0**	**0**	**8,700,000**	**0**	**0**	**0**	**0**	**8,700,000**
Economic Development Total	**$ 28,066,084**	**$ 0**	**$ 0**	**$ 0**	**$ 0**	**$ 28,066,084**	**$ 1,175,816**	**$ -1,899,260**	**$ 0**	**$ -723,444**	**$ 27,342,640**

Appendix C – Sample of Budget Schedules

Analysis of the Governor's Budget Recommendations

Schedule 1 Example

Schedule 1 shows the "decision packages" used by the Executive Branch to arrive at a department's annual budget request (dollars and FTE positions) and the Governor's recommendations for a budget unit.

STATE OF IOWA
Fiscal Year 2021 Annual Budget
SPECIAL DEPARTMENT: (420) Public Health, Department of
Budget Unit: (588K010001) Addictive Disorders
Schedule 1

Rank	Description	Funding Source	Fiscal Year 2022 Department Request	Fiscal Year 2022 Governor's Recommendations
Base	Reducing the use of tobacco, alcohol, and other drugs and treating individuals affected by addictive behaviors, including gambling.	Appropriation	25,109,380	25,109,380
		FTE	12.00	12.00
0001	Governor's recommended salary adjustment for FY2022	Salary Adju	0	19,633

Total Budget Unit Funding	Fiscal Year 2021 Estimated	Fiscal Year 2022 Department Request	Fiscal Year 2022 Governor's Recommendations
Appropriation	$ 25,110,000	$ 25,109,379	$ 25,109,379
Salary Adjustment	0	0	19,633
Total Appropriations	$ 25,110,000	$ 25,109,379	$ 25,129,012
Total FTE	12.00	12.00	12.00

Department name & budget unit number

Fiscal year

Base appropriation and FTE positions plus "decision packages"

Total appropriation and FTE positions

Budget schedules are available at: www.legis.iowa.gov/publications/fiscal/budgetSchedules.

Schedule 6 Example

Schedule 6 provides a detailed budget for all appropriated accounts or funds under the control of a department. Resources include the appropriation, the salary adjustment (if applicable), across-the-board reductions, supplemental appropriations, intrastate receipts from other agencies, receipts from local governments, and other receipts such as fees. Expenditures include all expenses related to the operating budget, such as salary, travel, contracts, etc. Expenditures also include reversions or balance brought forward.

STATE OF IOWA
Fiscal Year 2021 Annual Budget
SPECIAL DEPARTMENT: (420) Public Health, Department of
Budget Unit: (588K010001) Addictive Disorders
Schedule 6

	Fiscal Year 2020 Actual	Fiscal Year 2021 Estimated	Fiscal Year 2022 Department Request	Fiscal Year 2022 Governor's Recomm
Resources				
Appropriations				
Appropriation	$ 24,804,344	$ 25,110,000	$ 25,109,379	$ 25,109,379
Salary Adjustment	0	0	0	19,633
OCIO Rate Adjustment	0	-621	0	0
	24,804,344	25,109,379	25,109,379	25,129,012
Receipts				
Intra State Receipts	920,979	931,000	931,000	931,000
Gov Fund Type Transfers - Other A	44,542	2,000	2,000	2,000
	965,521	933,000	933,000	933,000
Total Resources	$ 25,769,865	$ 26,042,379	$ 26,042,379	$ 26,062,012
FTE	7.97	12.00	12.00	12.00
Disposition of Resources				
Personal Services-Salaries	$ 931,041	$ 1,290,111	$ 1,295,118	$ 1,314,751
Personal Travel In State	33,501	19,100	19,100	19,100
State Vehicle Operation	854	880	880	880
Depreciation	613	524	524	524
Personal Travel Out of State	12,400	13,000	13,000	13,000
Office Supplies	12,408	36,500	36,500	36,500
Professional & Scientific Supplies	0	200	200	200
Other Supplies	348	200	200	200
Printing & Binding	27,661	19,000	19,000	19,000
Drugs & Biologicals	4	1,000	1,000	1,000
Postage	5,244	4,500	4,500	4,500
Communications	18,904	17,300	17,300	17,300

Department name & budget unit number

Fiscal year

Appropriations

Budget unit receipts

FTE positions

Budget unit expenditures

Budget schedules are available at: www.legis.iowa.gov/publications/fiscal/budgetSchedules.

Grants Enterprise Management Report

The Grants Enterprise Management System (GEM$) was established by the Iowa Legislature in 2003 to simplify the grant identification and application process for State customers and to provide a unified grants management approach within State government.

The Office of Grants Enterprise Management under the DOM is required to submit a report to the Fiscal Services Division by January 31 of each year, with a listing of all grants received during the previous calendar year with a value over $1,000 and the funding entity and purpose for each grant.

The tables below are the report received by the DOM.

2021 Noncompetitive Grant Report
Report Required by Iowa Code Section 8.9
Iowa Department of Management
Source: GEM$ Database as entered by Agencies

State Agency	Title of Grant	Amount Awarded	Match Amount	MOE Required?	Funding Start Date	Funding End Date	FTEs Associated with this Grant
IDED	2020 Community Development Block Grant Program - CDBG	$ 25,063,686	$ 180,000	Yes	5/20/2020	5/20/2030	13
IDED	2019 Community Development Block Grant Program - CDBG	23,967,198	239,000	Yes	8/1/2019	8/1/2029	13
IDED	2018 Community Development Block Grant Program - CDBG	23,792,313	450,000	Yes	8/8/2018	8/8/2028	13
IDED	2019 Community Development Block Grant Program - CDBG Disaster Recovery	96,741	0	Yes	10/5/2020	10/5/2025	8
IDED	2014 Community Development Block Grant Program - CDBG	21,613,307	0	Yes	1/1/2014	12/31/2024	13
IDED	2017 Community Development Block Grant Program - CDBG	21,527,966	538,200	Yes	1/1/2017	12/31/2024	13
IDED	Notice of HUD`s Fiscal Year 2012 Notice of Funding Availability (NOFA)	21,858,155	0	No	1/1/2013	12/31/2023	0
IDED	2020 Community Development Block Grant Program - CDBG - COVID19	24,146,603	0	Yes	7/20/2020	7/20/2023	9
IWD	Offender Re-entry	35,249	0	No	7/1/2019	6/30/2023	0
IWD	Unemployment State Administration	24,506,816	0	No	10/1/2018	12/31/2021	0
IWD	Unemployment State Administration	590,392	0	No	10/1/2018	12/31/2021	0
IWD	FY19 Trade (TAA) Training - Program	5,358,443	0	No	10/1/2018	9/30/2021	0
IWD	FY19 Trade (TAA) Training - Program	1,473,936	0	No	10/1/2018	9/30/2021	0
IWD	One Stop	443,793	0	No	7/1/2018	9/30/2021	0
IWD	Wagner/Peyser	6,113,562	0	No	7/1/2018	9/30/2021	0
IWD	Wagner/Peyser	18,417	0	No	7/1/2018	9/30/2021	0
IWD	Foreign Labor	215,000	0	No	10/1/2019	9/30/2021	0
IWD	PY18 WIOA Adult	537,882	0	No	7/25/2018	7/1/2021	0
IWD	PY18 WIOA Youth	4,779,676	0	No	4/1/2018	6/30/2021	0
IWD	PY18 WIOA Youth	14,618	0	No	4/1/2019	6/30/2021	0
IWD	PY18 WIOA Dislocated Worker	722,390	0	No	7/1/2018	6/30/2021	0
IWD	WIOA Spring 2019 Severe Storm	1,000,000	0	No	5/1/2019	6/30/2021	0
IWD	FY19 WIOA Adult	2,858,900	0	No	10/1/2018	6/30/2021	0
IWD	FY19 WIOA Adult	8,602	0	No	10/1/2018	6/30/2021	0
IWD	FY19 WIOA DLW	3,424,703	0	No	10/1/2018	6/30/2021	0
IWD	FY19 WIOA DLW	10,305	0	No	10/1/2018	6/30/2021	0

2021 Competitive Grant Report
Report Required by Iowa Code Section 8.9
Iowa Department of Management
Source: GEM$ Database as entered by Agencies

State Agency	Title of Application	Amount Awarded	Actual Match	MOE Required?	Funding Start Date	Funding End Date	FTEs Associated with Grant
IDED	National Disaster Resilience Competition	$ 96,887,177	No	Yes	10/11/2016	9/30/2022	9
IWD	Apprenticeship State Expansion Grant	0	No	No	7/1/2019	6/30/2022	2
IDED	Comprehensive Assessment and Resiliency Plan for Mills and Fremont Counties	1,542,186	Yes	No	4/28/2020	4/28/2022	2
IDED	Iowa State Heating Oil and Propane Program	60,000	Yes	No	9/1/2016	9/14/2021	0.15
IDED	State Energy Program Formula Funding	814,800	Yes	No	7/1/2020	6/30/2021	3.7

Appendix E – Fee Project

Analysis of the Governor's Budget Recommendations

The Fee Project acts as reference guide to fees charged by departments and agencies. The information reflects FY 2019 and FY 2020 and, when possible, includes the number of persons who paid each fee and the amount of revenue generated by each fee. The information is reported by State agencies as of December 2020. The Fee Project workbooks for each subcommittee are available on each respective subcommittee webpage at the links listed below. Hard copies of these reports are available from the Fiscal Services Division upon request.

Administration and Regulation — www.legis.iowa.gov/docs/publications/FEES/1208653.xlsx

Agriculture and Natural Resources — www.legis.iowa.gov/docs/publications/FEES/1208654.xlsx

Economic Development — www.legis.iowa.gov/docs/publications/FEES/1208517.xlsx

Education — www.legis.iowa.gov/docs/publications/FEES/1208655.xlsx

Human Services — www.legis.iowa.gov/docs/publications/FEES/1208652.xlsx

Justice System — www.legis.iowa.gov/docs/publications/FEES/1208656.xlsx

Transportation — www.legis.iowa.gov/docs/publications/FEES/1208518.xlsx