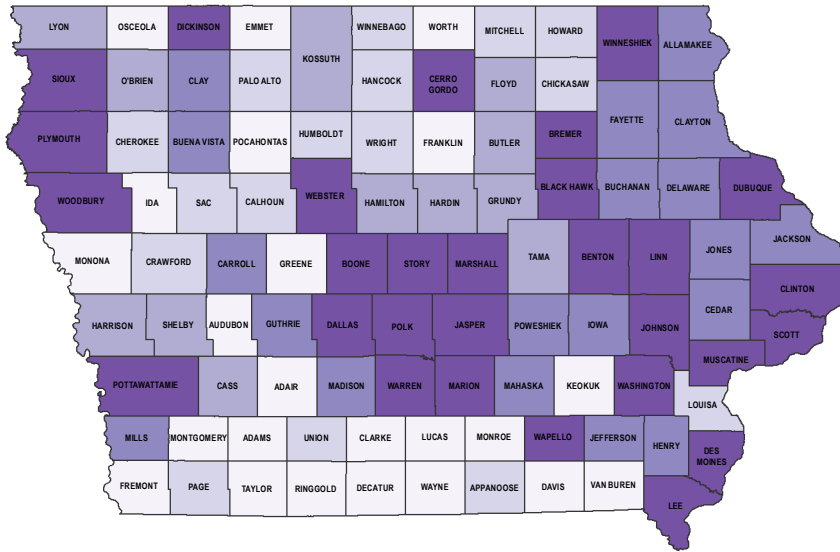


Taxable Valuation by Property Classification by County — FY 2019

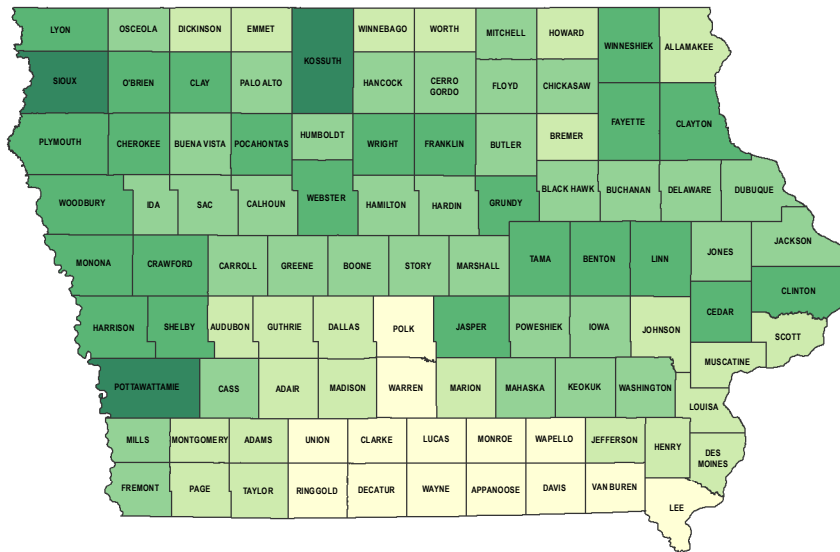


50.4%

Residential Property as a Percent of Total Valuation

Residential Valuation

- \$71M - \$200M
- \$201M - \$300M
- \$301M - \$400M
- \$401M - \$600M
- \$601M - \$15,205M

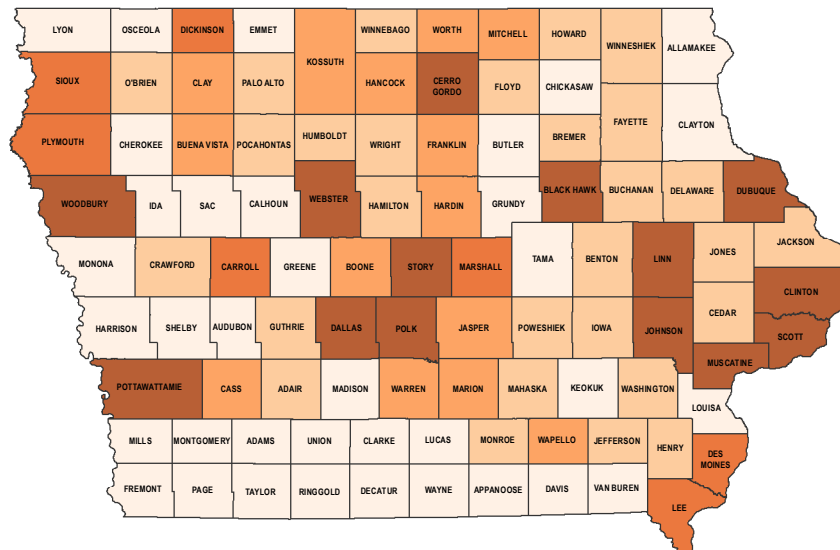


18.6%

Agricultural Property as a Percent of Total Valuation

Agricultural Valuation

- \$94M - \$200M
- \$201M - \$300M
- \$301M - \$400M
- \$401M - \$600M
- \$601M - \$716M



31.0%

Commercial/Industrial/Other Property as a Percent of Total Valuation

Commercial/Industrial/Other Valuation

- \$33M - \$200M
- \$201M - \$300M
- \$301M - \$400M
- \$401M - \$600M
- \$601M - \$10,430M