

Population by City – 2017 Estimate



3 of 4 People in Iowa Live in Cities in 2017

2,511,922

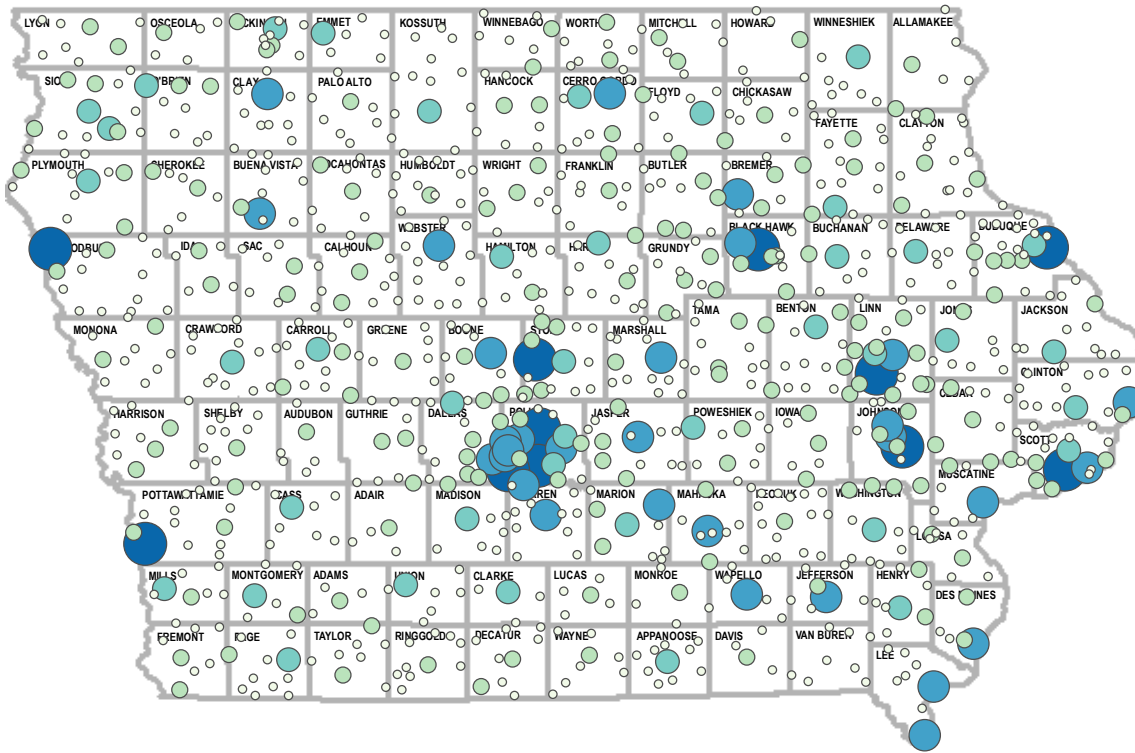
Iowa Population in Cities

+97,966 since 2010

633,789

Iowa Rural Population

-15,945 since 2010



2017 Estimated Population

- 14 - 1,000
- 1,001 - 5,000
- 5,001 - 10,000
- 10,001 - 50,000
- 50,001 - 217,521

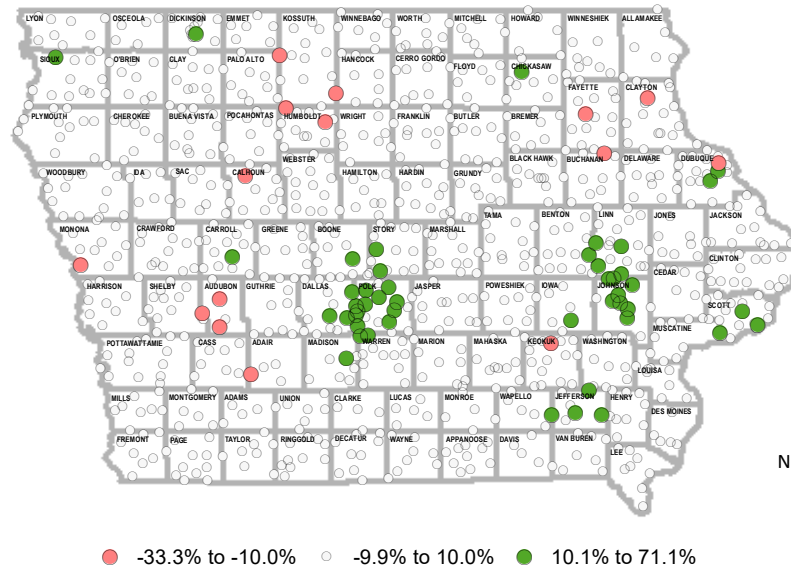
Top 10 City Populations:

1. Des Moines: 217,521
2. Cedar Rapids: 132,228
3. Davenport: 102,320
4. Sioux City: 82,514
5. Iowa City: 75,798
6. Waterloo: 67,587
7. Ames: 66,498
8. West Des Moines: 65,608
9. Ankeny: 62,416
10. Council Bluffs: 62,316

Top Five Actual Population Change — 2010-2017:

1. Ankeny: 16,834
2. Des Moines: 14,088
3. West Des Moines: 8,999
4. Iowa City: 7,936
5. Ames: 7,533

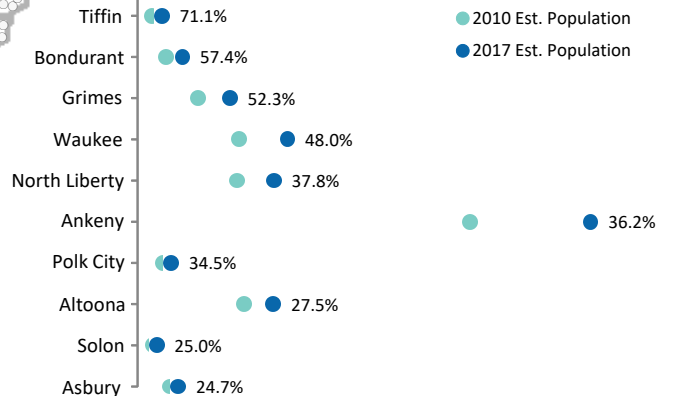
Percent Change in Population by City – 2010-2017



● -33.3% to -10.0% ○ -9.9% to 10.0% ● 10.1% to 71.1%

Top Ten Cities by Percent Change in Estimated Population – 2010-2017

actual population
0 10,000 20,000 30,000 40,000 50,000 60,000 70,000



Sources: U.S. Census Bureau, 2017 Population Estimate; LSA calculations
LSA Staff Contact: Adam Broich (515.281.8223) adam.broich@legis.iowa.gov