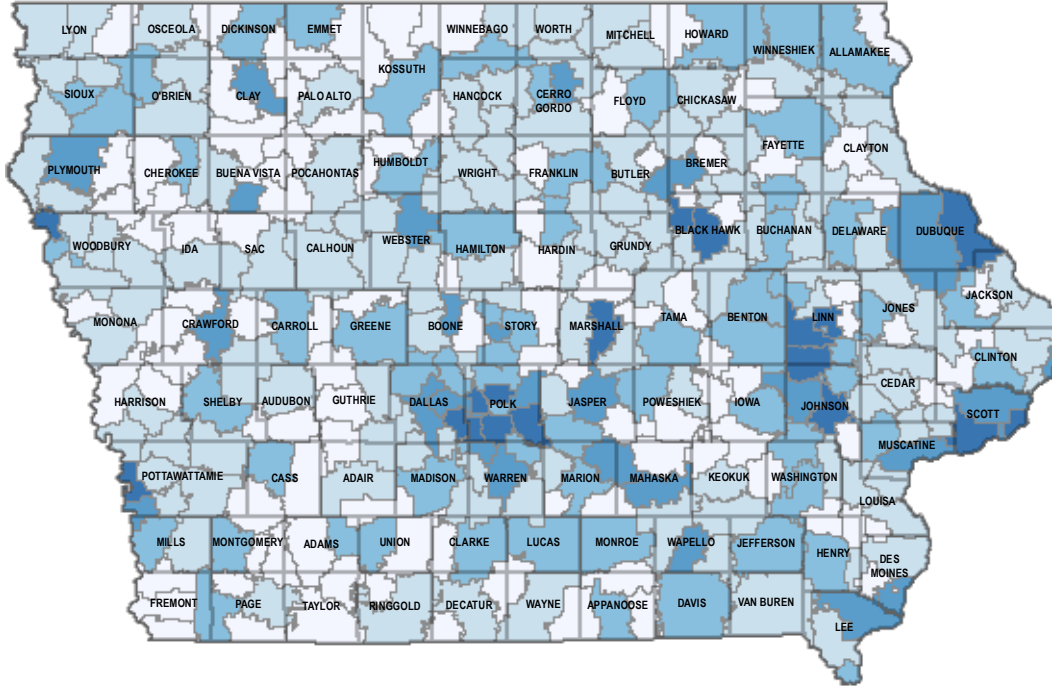


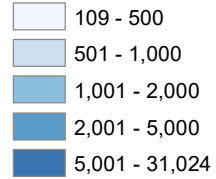
Certified Enrollment by School District — Fall 2021



Statewide Certified Enrollment

485,630

Certified Enrollment by District



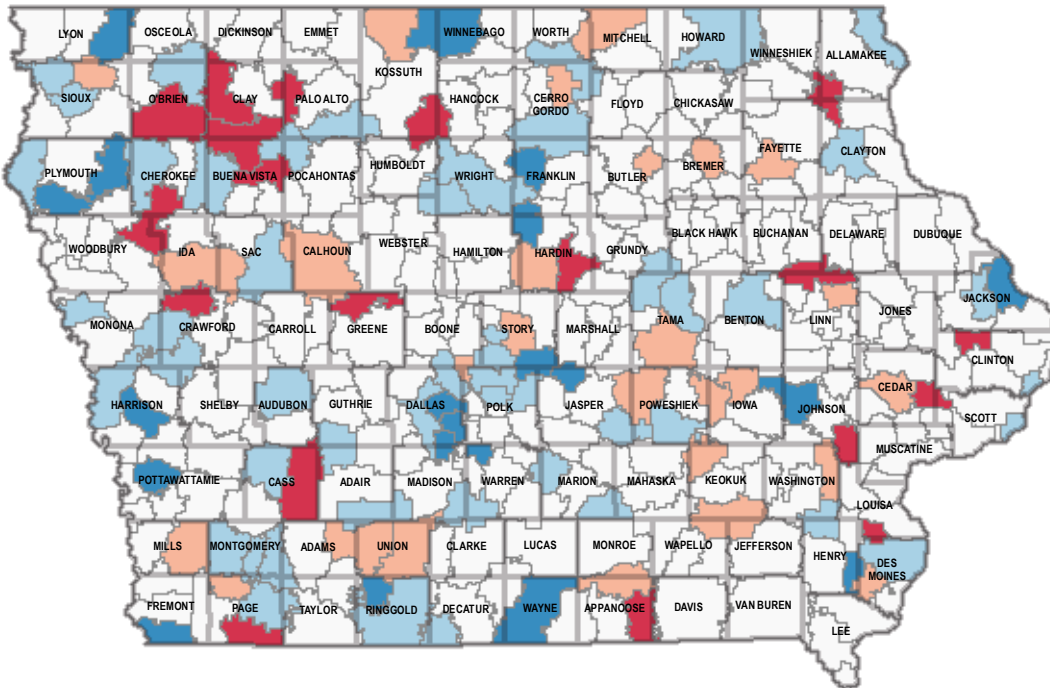
Highest Five:

1. Des Moines Ind.: 31,024
2. Cedar Rapids: 16,086
3. Sioux City: 14,869
4. Davenport: 14,413
5. Iowa City: 14,395

Lowest Five:

323. Gilmore City-Bradgate: 164
324. Twin Rivers: 161
325. LuVerne: 150
326. Stratford: 126
327. Diagonal: 109

Percent Change in Certified Enrollment — Fall 2021 vs. Fall 2020

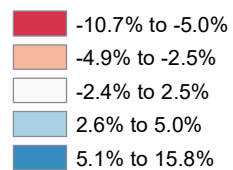


Statewide Enrollment Change

+1,471 Pupils

+0.3% Percent Change

Percent Change by District



Highest Five:

1. Hamburg: 15.8%
2. Alden: 10.9%
3. Van Meter: 10.2%
4. CAL: 8.4%
5. Remsen-Union: 7.3%

Lowest Five:

323. Albert City-Truesdale: **-9.5%**
325. Moulton-Udell: **-10.2%**
325. Delwood: **-10.3%**
- Paton-Churdan: **-10.3**
327. Ruthven-Ayrshire: **-10.7%**

Note: Certified enrollment refers to the October 2021 certified enrollment for each school district as reported by the Department of Education. This enrollment figure is used to establish funding for the 2022-2023 school year.

Sources: Department of Education, Bureau of Information and Analysis; LSA calculations
LSA Staff Contact: Ron Robinson (515.281.6256) ron.robinson@legis.iowa.gov