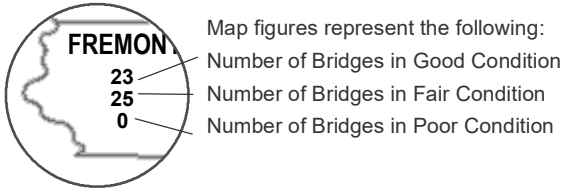
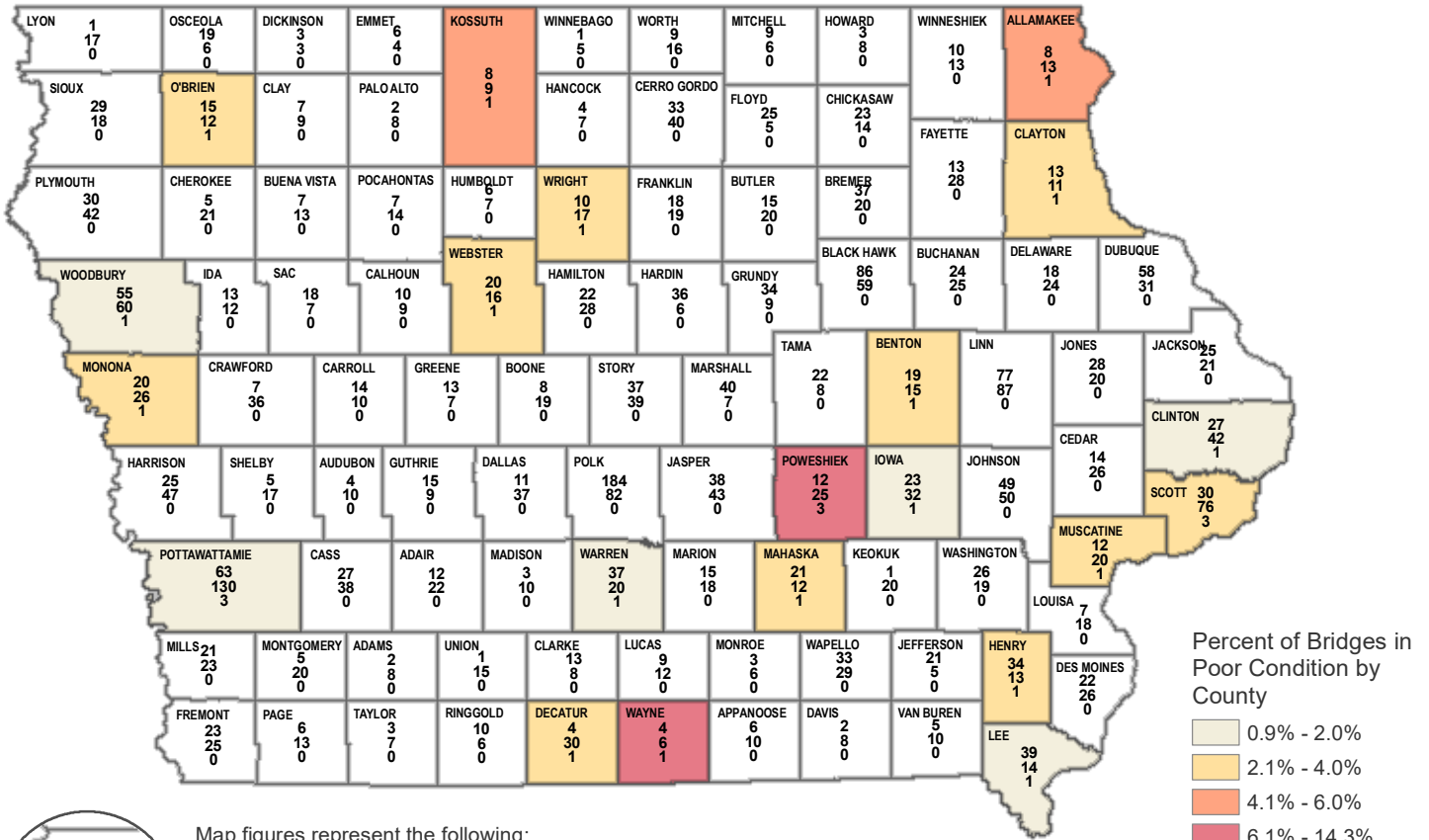
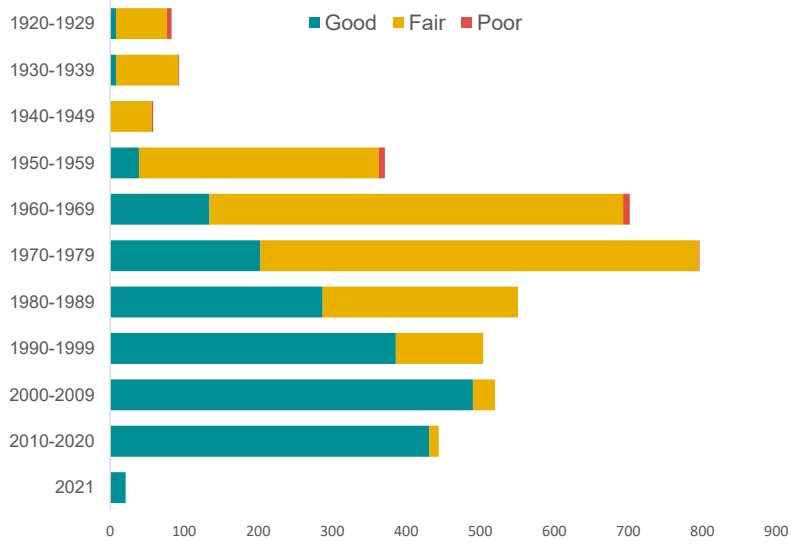


# Bridge Conditions on the Primary Highway System by County — 2021



## Condition of Bridges by Year Built or Reconstructed



**4,137** Total Bridges Statewide (State-Maintained)

**51.1%** Bridges in **Good** Condition (2,123)

**47.8%** Bridges in **Fair** Condition (1,987)

**0.6%** Bridges in **Poor** Condition (27)



Note: A bridge is in good condition if all elements of the bridge are sound, and no maintenance is needed. A bridge is in fair condition if all elements of the bridge are sound, but some preventive maintenance would prolong the life of the bridge. A bridge is in poor condition if one or more elements of the bridge are deteriorating, and repairs or replacement will be needed in the near future.

For more detailed bridge information, see the Iowa Department of Transportation website: [Iowa Bridges Story Map](#)

Sources: Iowa Department of Transportation, LSA calculations  
 LSA Staff Contact: Danielle Beavers (515.725.1286) [danielle.beavers@legis.iowa.gov](mailto:danielle.beavers@legis.iowa.gov)

