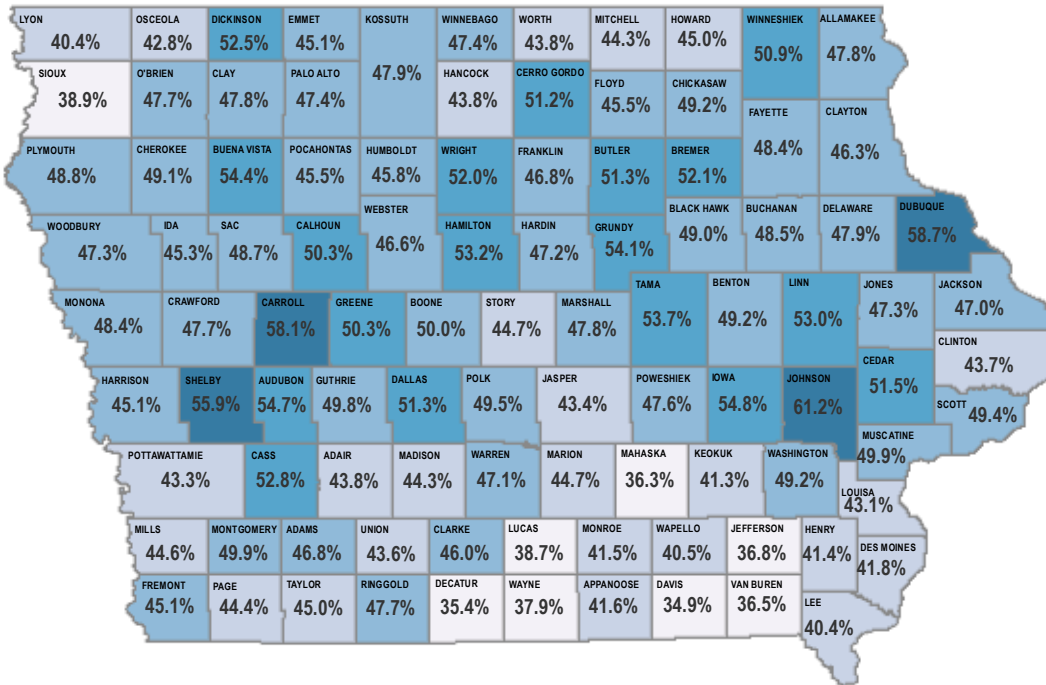


# Population Over 18 Who are Fully Vaccinated from COVID-19

Percentage by County — As of May 12, 2021



Iowa:  
As of May 12, 2021

**1.23 M**  
**39.0%**

Total Population Fully Vaccinated

**50.2%**

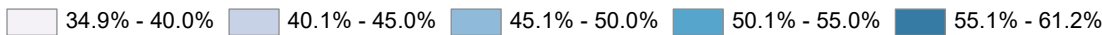
Over Age 18 Fully Vaccinated

**80.8%**

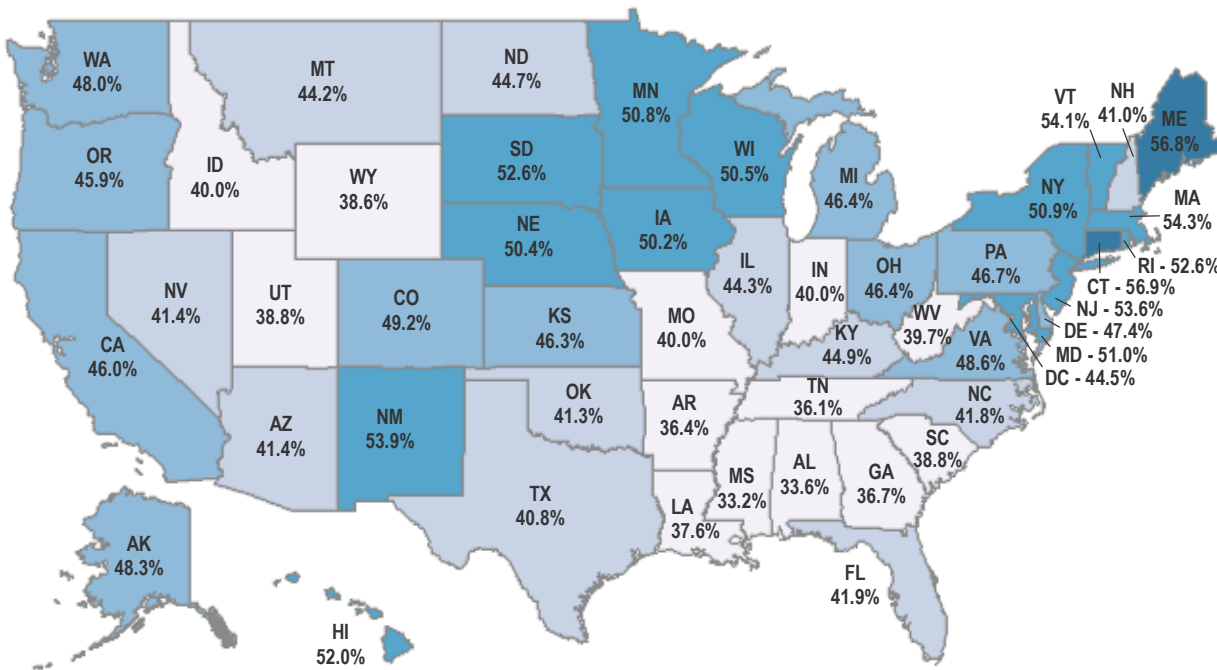
Over Age 65 Fully Vaccinated

**58.9%**

Over Age 18 Who Have Had at Least One Dose



Percentage by State — As of May 12, 2021



United States:  
As of May 12, 2021

**117.65 M**  
**35.4%**

Total Population Fully Vaccinated

**45.1%**

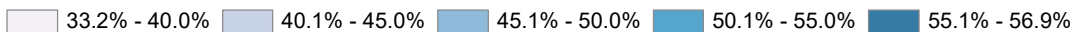
Over Age 18 Fully Vaccinated

**71.9%**

Over Age 65 Fully Vaccinated

**58.7%**

Over Age 18 Who Have Had at Least One Dose



For more information on COVID-19 Vaccinations by County or State: [covid.cdc.gov/covid-data-tracker/#vaccinations](https://covid.cdc.gov/covid-data-tracker/#vaccinations)

Source: Centers for Disease Control and Prevention (CDC)  
LSA Staff Contacts: Chris Ubben (515.725.0134) [chris.ubben@legis.iowa.gov](mailto:chris.ubben@legis.iowa.gov)

