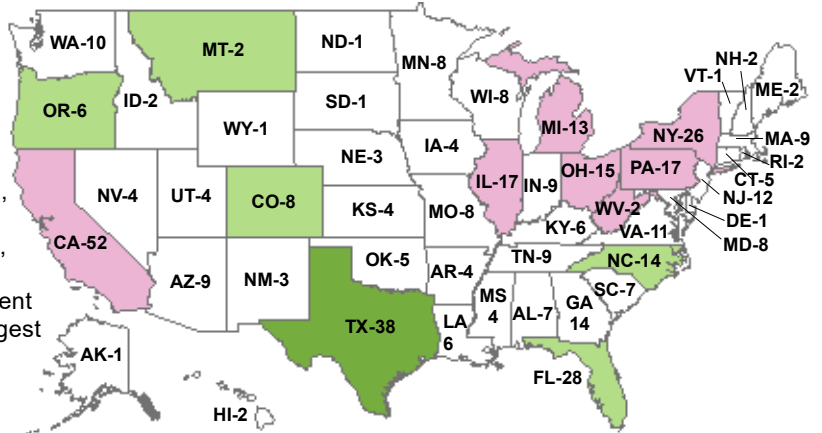


Population and Congressional Apportionment — 2020 Decennial Census

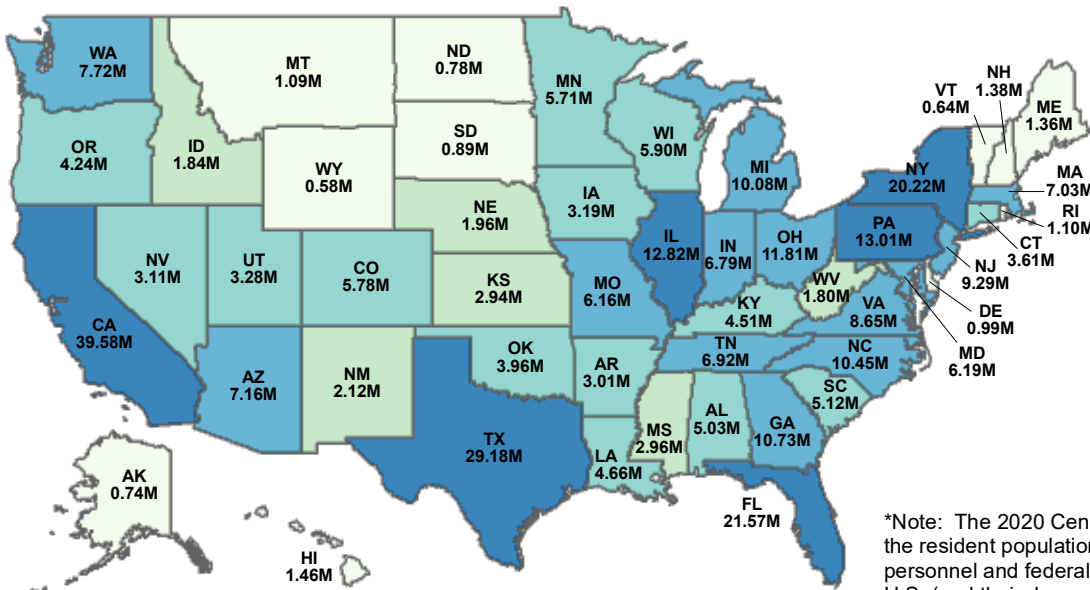
The U.S. population grew by 7.4% since 2010, the second lowest growth in the U.S. history. With a total population of 331,449,281, seven congressional seats will shift between 13 states.

- Texas will gain two seats.
- States that will gain one seat: Colorado, Florida, Montana, North Carolina, and Oregon.
- States that will lose one seat: California, Illinois, Michigan, New York, Ohio, Pennsylvania, and West Virginia.
- Each member of the House of Representatives will represent an average of 761,169 people. Delaware will have the largest average district size while Montana will have the smallest. Iowa's ideal district size will be 797,592.



[View Census Bureau Interactive Apportionment Map](#)

Apportionment Population — 2020

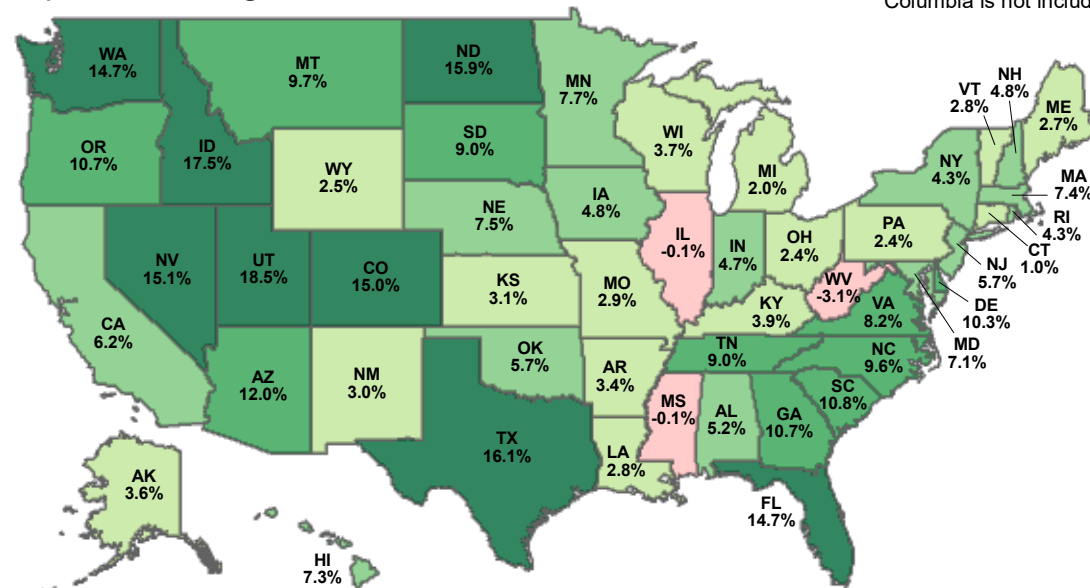


331.45 M

Total U.S. Apportionment Population in 2020 (excludes District of Columbia)*

*Note: The 2020 Census apportionment population includes the resident population plus a count of the U.S. military personnel and federal civilian employees living outside the U.S. (and their dependents living with them) who can be allocated to a home state. The population of the District of Columbia is not included in the apportionment population.

Population Change — 2010-2020



+7.4%

U.S. Population Change 2010-2020

Sources: U.S. Census Bureau, 2020 Census Apportionment, LSA calculations
LSA Staff Contact: Michael Guanci (515.725.1286) michael.guanci@legis.iowa.gov