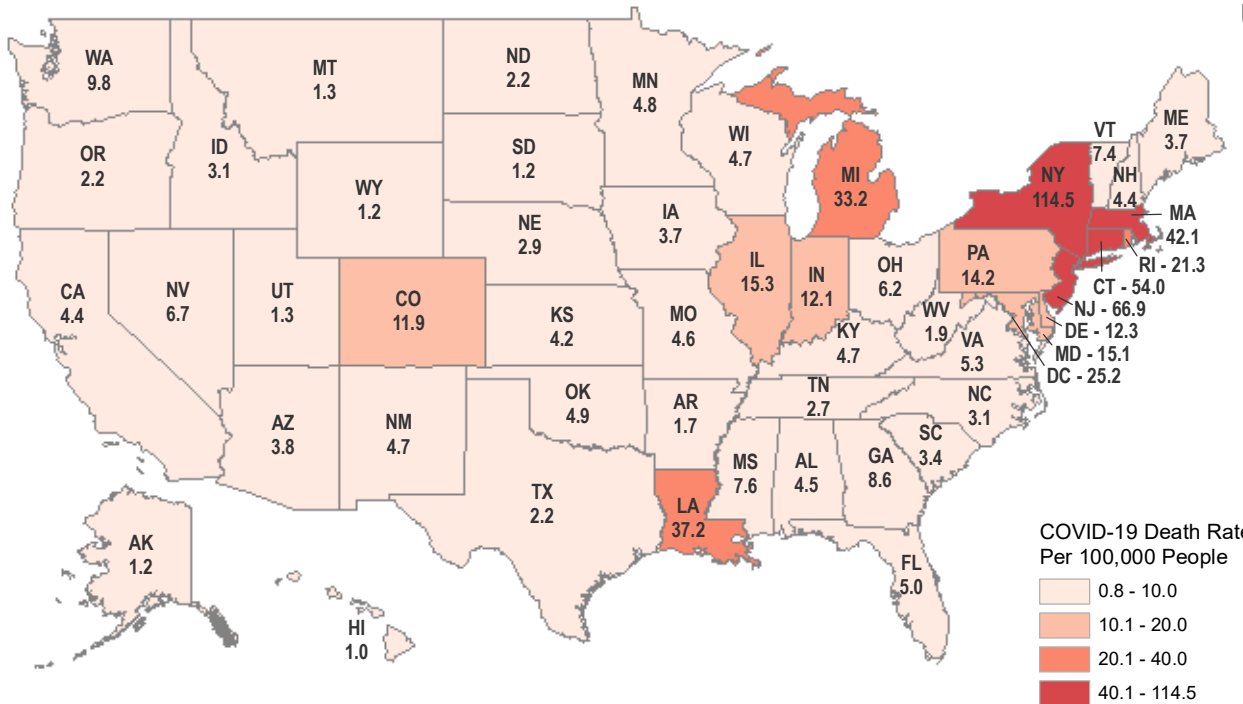


COVID-19 Impact

COVID-19 Deaths Per 100,000 Population by State — As of April 26, 2020



United States:
As of April 26, 2020

965,783

Confirmed Cases

54,881

Deaths

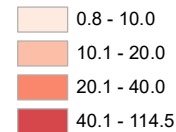
16.7

Deaths Per
100,000 People

5.7%

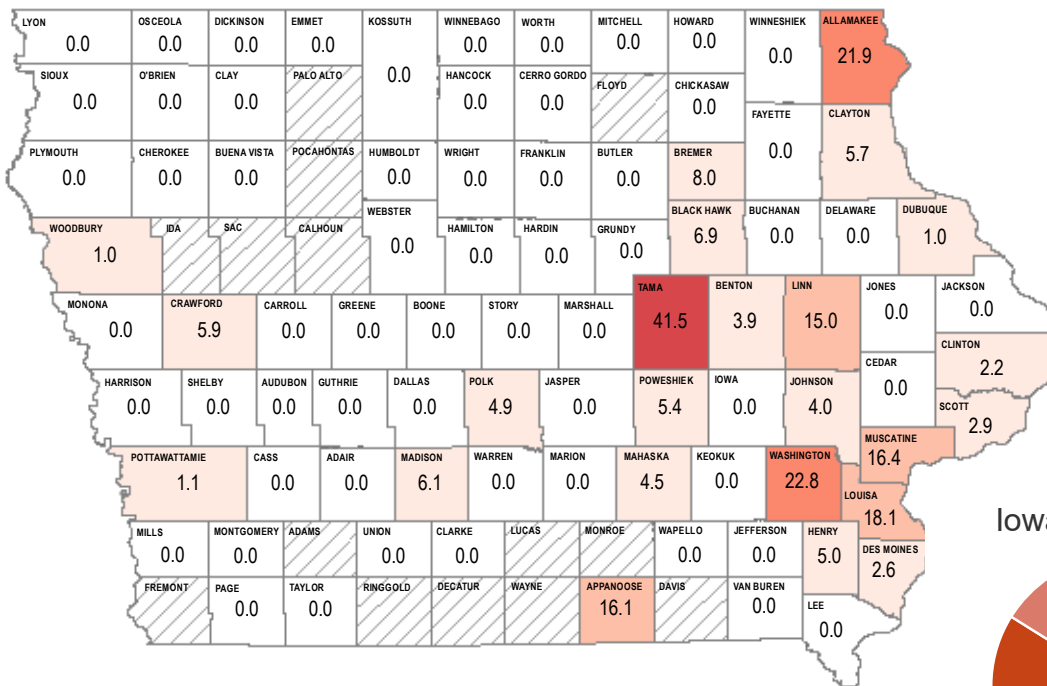
Case Fatality Rate

COVID-19 Death Rate
Per 100,000 People



For the latest information on COVID-19 in the U.S. visit: coronavirus.jhu.edu/us-map

COVID-19 Death Rate Per 100,000 Population by County — As of April 26, 2020



Iowa:
As of April 26, 2020

5,470

Confirmed Cases

118

Deaths

3.7

Deaths Per
100,000 People

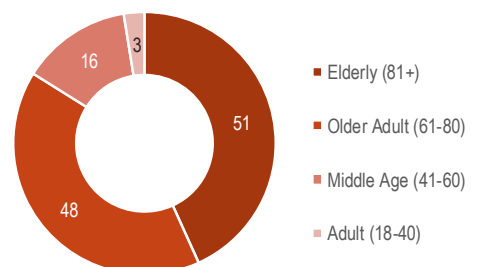
2.2%

Case Fatality Rate

COVID-19 Death Rate Per 100,000 People

- 0.0
- 0.1 - 10.0
- 10.1 - 20.0
- 20.1 - 40.0
- 40.1 - 41.5
- No Confirmed Cases

Iowa Deaths by Age Group



For the latest information on COVID-19 in Iowa visit: coronavirus.iowa.gov

Sources: Iowa Department of Public Health; John Hopkins University, Coronavirus Resource Center;
U.S. Census Bureau 2019 Population Estimate; LSA calculations
LSA Staff Contacts: Michael Guanci (515.725.1286) michael.guanci@legis.iowa.gov